

Annual Report

2017

Step Forward, Dream Bigger





APPROACH METHOD AND ABOUT THE ANNUAL REPORT

The formulation of CIMB Niaga Bank Annual Report 2016 adheres to the applicable conditions regarding the delivery of transparent information that has to be included in an annual report in several chapters as follows:

Performance Highlights

Presents financial information in comparison over 5 fiscal years.

Management Reports

Presents information regarding supervision and implementation of strategic policies, achievement of fiscal years and implementation of corporate governance from a management point of view.

Company Profile

Presents general information about CIMB Niaga, milestones, vision and mission, as well as other Company-related information.

Management Discussion and Analysis

Presents analysis of the Company's performance in all fiscal years that include macro-economy and banking reviews, achievement in each business segment, analysis of financial performance, and information regarding material transactions.

Risk Management

Presents general information regarding risk management system, types of risks and their management, as well as a review of the Company's efficacy in risk management.

Business Support Review

Presents information regarding the Company's business performance support functions which cover human resources, information technology, and marketing strategies.

Corporate Governance Report

Presents complete and detailed information regarding implementation of corporate governance by CIMB Niaga pursuant to applicable regulations and standards.

Corporate Social Responsibility

Presents the program policy and implementation of corporate social activities which cover environment, labour, health, work safety, community social development, and responsibility towards customers.

NEGATION OF AND LIMITATION OF RESPONSIBILITY

"This Annual Report contains operational, financial, projection statements and plans as well as policies and strategy implementations along with the Company's objectives – all categorized as forward-looking statements in adhering to applicable laws and regulations; save for all matters of an historical in nature. These statements carry prospects of risk and uncertainty which could account for actual developments may materially differ from what is stated.

These forward looking statements are designed with the basis of assumptions regarding most current business situations and conditions where the Company conducts its business operations. The Company does not guarantee that these vetted documents will provide certain outcomes as expected.

This Annual Report also contains the phrases "CIMB Niaga" and "Company" which are defined as PT Bank CIMB Niaga Tbk, which operates in the banking industry. There are uses of the word "Company" or "Bank" which serves the general purpose of ease of use."



Step Forward, Dream Bigger

The theme “Step Forward, Dream Bigger” represents our commitment at CIMB Niaga in delivering our brand promise, “FORWARD”, as a bank that moves forward, that continues to develop and empower customers to achieve their dreams, goals and aspirations. As a customer-centric bank, CIMB Niaga continues to evolve to cater to the ever-changing needs of customer through initiatives in product development, services, events and brand activation, including the “Kejar Mimpi” social movement.

With the spirit of “Kejar Mimpi”, CIMB Niaga strives to invoke an emotional approach with customers, connecting with them across different life stages in order to better understand their dreams. This will enable CIMB Niaga to develop banking solutions that are uniquely tailored to the wide variety of customer aspirations. Through this, CIMB Niaga ensures a continuous progress towards its vision of becoming a leading ASEAN bank.



Table of Contents

Approach Method and About the Annual Report

Negation and Limitation of Responsibility

- 1 Theme Description
- 2 Table of Contents
- 6 Theme Continuity for the Last 5 Years

8-45

Key Highlights

- 8 Key Highlights 2017
- 10 Operations Highlights
- 12 Digital Platform 2017
- 14 Inisiatif
- 18 Key Financial Performance 2017
- 20 Financial Highlights
- 22 Share Highlights
- 25 Corporate Action
- 26 Bonds Highlights
- 30 Event Highlights
- 40 Awards and Certification

46-71

Management Reports

- 48 Report of the Board of Commissioners
- 56 Report of the Board of Directors
- 68 Report from the Sharia Supervisory Board
- 70 Statement of the Board of Commissioners and Board of Directors Regarding Responsibility for the 2017 Annual Report PT Bank CIMB Niaga Tbk

72-121

Company Profile

- 76 General Company Information
- 78 CIMB Niaga at A Glance
- 82 Milestones
- 84 Organization Structure
- 87 Vision and Mission
- 88 Corporate Culture
- 89 Core Values
- 90 Company's Identity
- 91 Products and Services
- 94 Corporate Group Structure
- 95 Cimb Group Profile (Parent Company)
- 96 Profil CIMB Niaga Auto Finance (Subsidiary)
- 97 Subsidiary and Joint Ventures
- 98 Area of Operations or Network Scheme
- 100 Board of Commissioners Profiles
- 105 Board of Directors Profiles
- 111 Sharia Supervisory Board's Profiles
- 112 Information on Management Changes After the End of the Fiscal Year
- 113 Employees & Competency Development Statistics
- 115 Shareholder Composition
- 117 Number of Shareholders & Percentages Based on Classification
- 117 Development of Capital Structure and Number of Outstanding Shares in the Last Five Years
- 118 History of Shares Issued and Listing
- 119 Chronology of Other Securities Listings
- 120 List of Business Partnerships
- 120 Capital Market Supporting Institutions and Professionals
- 121 Periodic Services of Capital Market Supporting Institutions & Professionals in 2017
- 121 Data Access and Corporate Information
- 121 Information on the Company Website
- 121 Education and Training for the Board of Commissioners, Board of Directors, Committees, Corporate Secretary and Internal Audit



122-337

Management Discussion and Analysis

126	Macro Analysis And Banking Industry	213	Realization of Proceeds from Public Offering
130	Business Segment Review	214	Material Information on Investment, Expansion, Divestment, Acquisition, and Debt/Capital Restructuring
130	Corporate Banking	214	Information Containing Material Transactions with Conflict of Interests and/or Transactions with Affiliated Parties
134	Treasury and Capital Market	214	Spot and Derivative Transactions and Hedging Facilities
138	Transaction Banking	215	Significant Agreements
144	Commercial Banking	217	Other Important Transactions in Significant Amounts
148	MSME Banking	217	Financial Information That Has Been Reported and Contains Extraordinary and Rare Events
154	Consumer Banking	217	Adoption of Foreign Account Tax Compliance Act (FATCA) & Common Reporting Standard (CRS)
166	Sharia Banking	218	Regulatory Changes with Significant Impacts on the Bank and the Impact on Financial Statements
174	Financial Performance Review	221	Changes in Accounting Standards
175	Overview	224	Taxpayer Compliance
177	Statements of Financial Position	224	Business Continuity Information
177	Assets	226	Business Prospect 2018
184	Liabilities	229	Marketing
188	Equity	234	Risk Management
189	Statements of Profit and Loss and Other Comprehensive Income	234	Risk Management Focus in 2017
197	Statements of Cash Flow	236	Risk Management Implementation
198	Financial Ratios	237	Governance & Organization
200	Commitments and Contingencies	238	Risk Appetite
200	Subsidiary Performance	239	Risk Management Process
201	Prime Lending Rate	240	Risk Management Infrastructure
203	Electronic Network Transactions	242	Risk Culture
206	Other Material Financial Information	243	Three Lines of Defense
206	Solvability	243	Anti Fraud Management
208	Collectibility of Loans		
209	Capital Structure		
210	Investment Property		
210	Material Commitments for Capital Expenditure		
210	Capital Expenditure 2017		
211	Comparison of Target and Realization 2017		
211	Projection 2018		
211	Material Information and Facts Subsequent to Reporting Date		
212	Significant Changes in the Bank and the Group in 2017		
212	Information on Dividend Distribution		
212	Employee and/or Management Share Ownership		



TABLE OF CONTENTS

122-337

Management Discussion and Analysis

- 245** ICAAP (Internal Capital Adequacy Assessment Process)
- 247** Sharia (UUS) Risk Management
- 248** Bank and Consolidated Risk Profile
- 248** Integrated Risk Management
- 249** Implementation of Basel II and Basel III
- 250** Basel II Pillar 3: Capital Disclosure, Risk Exposure and Risk Management

338-369

Supporting Business Review

- 342** Human Resources
- 360** Operations and Information Technology

370-573

Corporate Governance Report

- 374** Corporate Governance Implementation
- 375** Objectives of the Implementation of Corporate Governance
- 376** Guidelines and Policies of Corporate Governance
- 376** Basic Policy of Corporate Governance
- 376** Corporate Governance Principles
- 378** Corporate Governance Roadmap
- 379** Cimb Niaga Governance Focus in 2017
- 381** Corporate Governance Structure
- 383** General Meeting of Shareholders
- 396** Board of Commissioners
- 414** Independent Commissioners
- 416** Board of Directors
- 427** Policy on the Diversity Composition of the Board of Commissioners and the Board of Directors
- 430** Corporate Governance Self-Assessment Results in 2017
- 434** Performance Assessment of the Boards of Commissioners and Directors
- 436** Remuneration Policy
- 444** Policy, Frequency, and Attendance Rates of the Board of Commissioners Meetings, the Board of Directors Meetings, and Joint Meetings of the Board of Commissioners with the Board of Directors
- 460** Information on Major Shareholders and Controllers
- 461** Affiliations Between the Boards of Commissioners and Directors, and the Controlling Shareholders
- 462** Board of Commissioners' Committees
- 485** Board of Directors Committees
- 496** Corporate Secretary
- 501** Compliance Management
- 505** Internal Audit Unit (IAU)
- 510** Anti-Money Laundering and Countering the Financing of Terrorism Program (AML and CFT)
- 514** Public Accountant/External Auditor
- 515** Transparency of the Banks Financial and Non-Financial Condition
- 515** CIMB Niaga's Shares and Bonds Buyback
- 516** Dividend Policy
- 516** Funds for Social and Political Activities
- 517** Provision of Funds to Related Parties
- 517** Customer Protection Policy
- 518** Anti Corruption Policy
- 518** Protection of Creditors' Rights
- 518** Submission of the 2017 Sustainability Report
- 519** Risk Management
- 521** Internal Control System
- 523** Legal Issues/Litigation of the Bank and its Subsidiaries



Supporting Business
Review



Corporate Governance
Report



Corporate Social
Responsibility



Others
Corporate Data



Consolidated
Financial Report

- 527** Access to Corporate Information and Data
- 531** Employee Code of Conduct & Ethics
- 532** Disciplinary Policy and Determination of Sanctions for Violations
- 533** Corporate Culture
- 534** Goods and Services Procurement Policy
- 534** Conflict Management Policy (Including Insider Trading)
- 535** Internal Fraud
- 536** Whistleblowing System
- 538** Implementation of Corporate Governance Guidelines for Public Companies
- 543** ASEAN Corporate Governance Scorecards Index
- 552** Integrated Governance Implementation Report
- 565** Corporate Governance Report of Sharia Business Unit
- 573** Bad Corporate Governance Practices
- 573** Statement on Implementation of Good Corporate Governance Principles
- 565** Statement on the Effectiveness of Internal Control System and Risk Management

574-609

Corporate Social Responsibility

- 578** Opening
- 583** Corporate Social Responsibility in The Environment
- 588** Corporate Social Responsibility in Labor, Health, and Safety
- 592** Corporate Social Responsibility in Social and Community Development
- 606** Corporate Social Responsibility to Consumer

610-646

Others Corporate Data

- 614** Senior Executives Profiles
- 627** Office Network Addresses

646

Consolidated Financial Report

- 646** Laporan Keuangan Konsolidasian



Performance Highlights



Management Reports



Company Profile



Management Discussion and Analysis



Risk Management

Theme Continuity for the Last 5 Years

2013



Throughout 2013, CIMB Niaga continued its strategy to become a leading digital Bank. To achieve this goal, CIMB Niaga optimized the utilization of the latest technology in support of business growth and launched digital initiatives toward branchless banking.

2014



CIMB Niaga continued to provide added value for all stakeholders through a range of innovative banking products and services built around the philosophy of 'Innovation from the Heart'.

2015



CIMB Niaga serves the country by contributing to national economic and banking development. It has been 60 years along a journey and the Bank will continue forward with its upstanding values, extending services from the heart to customers throughout the archipelago.



Supporting Business Review



Corporate Governance Report



Corporate Social Responsibility



Others Corporate Data



Consolidated Financial Report

2016



CIMB Niaga Brand Promise of 'Innovations from the Heart' followed by the new brand promise 'FORWARD' is our commitment to provide the best banking solutions that enable customers to fulfill their ambitions, goals and dreams at each stage of their lives.

2017

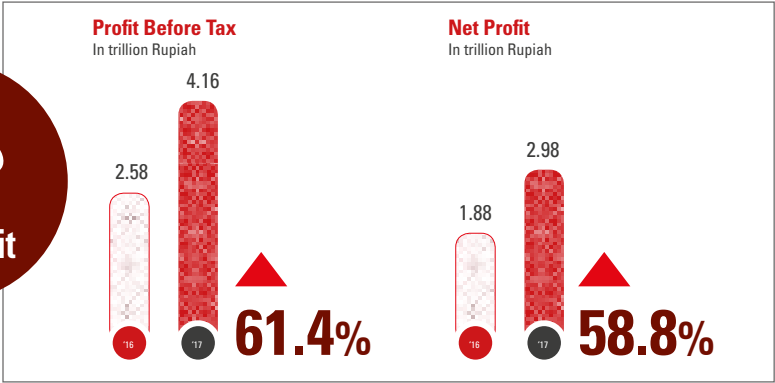
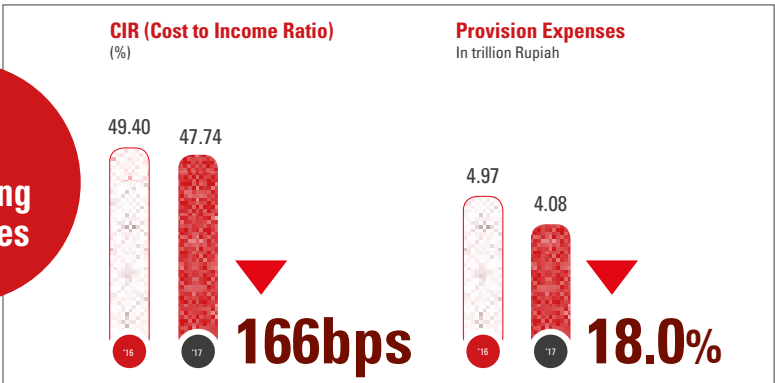
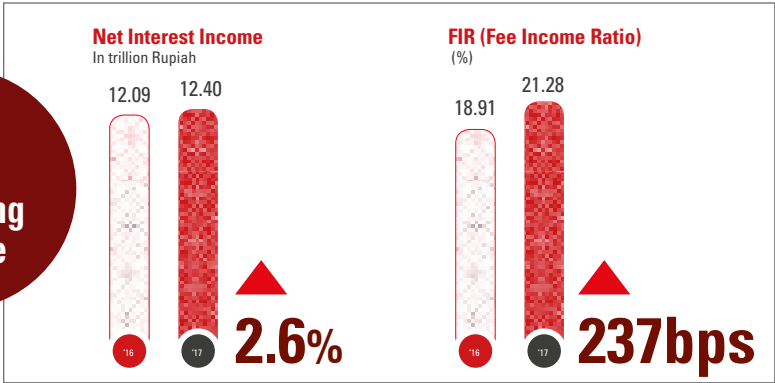


Continue to deliver the values of our brand promise "FORWARD", through the spirit of "Reach for Your Dreams" as a manifestation of CIMB Niaga's commitment to support the aspirations of each respective generation of customers through our banking products and services.



Key Highlights 2017

BUSINESS AS USUAL (BAU)



BAU: Business As Usual
Excluding income or expense that occurs once and does not recur.

2016: Income earned from strategic alliance amounting Rp276 billion.



BUKU 4

Achieved the status of **BUKU 4** Bank, or a bank with minimum core capital of **Rp30** trillion, CIMB Niaga has strengthened its position as a solid, secure and trustworthy financial institution



GCG

Appointed Deloitte Indonesia as independent party to manage CIMB Niaga's **Whistleblowing** system

CAR

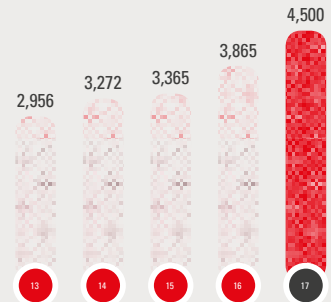
18.6%

CAR consistently increases every year and hit **18.6%** in 2017



4,500 ATMs

Consistently increases the number of ATMs to **4,500 ATMs** across Indonesia with **16.4%** yoy growth by the end of 2017



52.6%

CASA increased by **8.4%** yoy with improved CASA ratio by 171bps to **52.6%**



ARA

The Best Private Finance Listed category in **Annual Report Award (ARA) 2016**



IICD

"The Best Overall" from Indonesian Institute Corporate Directorship (IICD)



➤ Operations Highlights

Sharia Banking

By end of 2017, CIMB Niaga Sharia recorded Rp16.69 trillion of financing, or an increase of 63.6% yoy, with NPF (Non Performing Financing) at 0.91% and customer deposits of Rp19.91 trillion, a significant increase of 87.3%.



Financing of Sharia Banking

Rp **16.69** trillion

Corporate Banking

Corporate Banking recorded a growth of 7.7% in financing disbursement in 2017, with total portfolio Rp69.60 trillion, of which 53% was for working capital and 47% for investment.



Corporate Banking Portfolio

Rp **69.60** trillion

Commercial Banking

Commercial Banking's loans increased by Rp2.06 trillion or 6.9% yoy from Rp29.85 trillion in the previous year to Rp31.91 trillion in 2017. As a result Commercial Banking's loan contribution to total loans increased to 17.2% in 2017 compared to 2016 16.4%.



Commercial Banking Portfolio

Rp **31.91** trillion

SME Banking

In 2017, SME Banking managed to record a growth of 10.7% on loan distribution, meanwhile customer deposits rose 13.0% compared to last year.



SME Banking growth

10.7%



Consumer Banking

Mortgage

In 2017, CIMB Niaga recorded a 12.0% growth in its mortgage portfolio, amounting to Rp27.00 trillion, compared to Rp24.11 trillion in 2016. Our mortgage portfolio grew faster than industry.



Mortgage Loans

Rp 27 trillion

Credit Cards

By the end of 2017, CIMB Niaga had issued 2.44 million credit cards, increasing 7.8% yoy. This represents 14.1% of credit card market share, a significant increase of 115bps compared to last year.

CIMB Niaga was awarded as Best Credit Card Product of the Year for its product CIMB Niaga Platinum Credit Card on the event of Indonesia Country Awards Program 2017 for Retail Financial Services, organized by The Asian Banker. CIMB Niaga has achieved this award for three consecutive years.



Total Credit Cards

2.44 million

Wealth Management and Bancassurance

In 2017, CIMB Niaga successfully increased Mutual Fund subscriptions by 108.5% compared to the previous year, with Market Link Deposit (MLD) growing by 37.5% compared to 2016.



Mutual Funds Sales

108.5%

Treasury and Capital Market

In 2017, Treasury and Capital Market managed a fixed income portfolio of Rp32.9 trillion, an increase of 34.8% yoy compared to Rp24.4 trillion as of year-end 2016.



Treasury and Capital Market Portfolio

Rp 32.9 trillion



Performance Highlights



Management Reports



Company Profile



Management Discussion and Analysis



Risk Management

➤ Digital Platform 2017

GO MOBILE



Customer Growth

▲ 32%





Supporting Business Review



Corporate Governance Report



Corporate Social Responsibility



Others Corporate Data

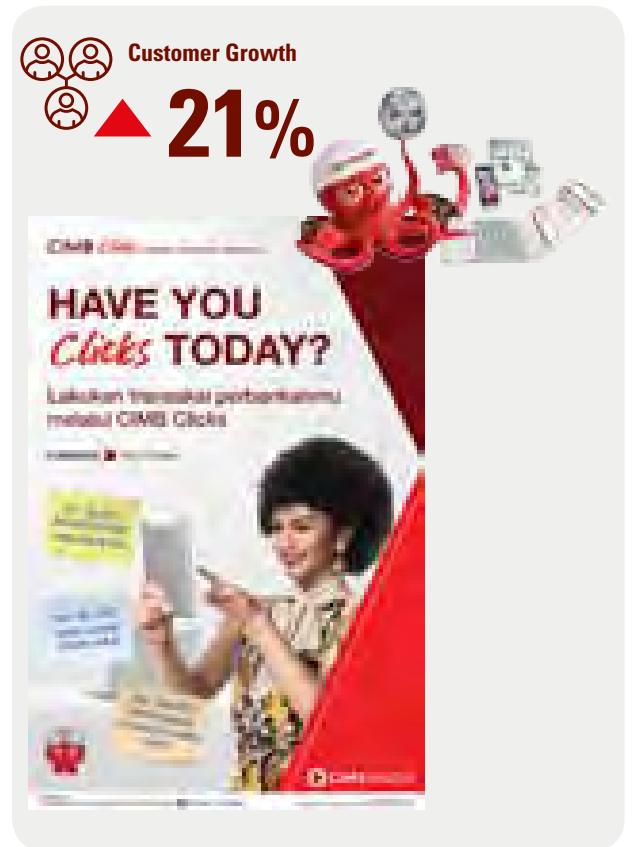


Consolidated Financial Report

Rekening Ponsel



CIMB Clicks



Digital Lounge





► Initiatives

INDIE ACCOUNT



CIMB Niaga launched Indie Account, a savings product dedicated to the teenagers, during the Labsproject 2017 student art performances at Labschool Jakarta High School on May 13, 2017. Attending the event were teenager students of the high school, a perfect audience to introduce a savings account specially designed for teens aged 12-17, complete with product features that cater to the young.

Indie Account is a savings account product for teens that are not old enough to have a KTP identification card. The product provides the account holder with the freedom to express his or her unique self in a responsible manner through a variety of features suited to the needs and lifestyle of today's teenagers.

With an Indie Account, teenagers are free to make a transaction anywhere and anytime, with no transaction fee, using the Go Mobile and CIMB Clicks platforms, and the added benefit of free monthly 1

GB internet quota. The Indie Account debit card can be used to make transactions at any ATM network, without charges, as well as to make online purchases at various e-commerce platforms.

The freedom of expression for teenagers is also proven in the design of the sticker of the debit card, giving the account holder a choice among more than 10 different designs, soon to be expanded to 100 designs. The chosen sticker can be replaced at anytime with another design, a feature that is a first among other banks. Moreover, the designs reflect the dynamic lifestyle of today's teenagers.

Indie Account was recognized by MURI (Indonesia Museum of World Records) as the first savings account in Indonesia to feature replaceable stickers in the debit card. The MURI award was presented during the event #KejarMimpi Leaders Camp at Santa Ursula Jakarta High School on Tuesday, November 7, 2017.



THE NEW GO MOBILE

In November 2017, CIMB Niaga launched **The New Go Mobile**, its mobile banking offers a convenient way for customers to conduct transactions via their smart phones, anytime and anywhere. The expanded features of The New Go Mobile are designed to meet the needs of today's banking behavior which leans towards to digital banking, as well as harmonized CIMB Niaga's aspiration to become the leading digital banking institution in Indonesia.

The New Go Mobile offers various innovations, beginning with a new display that uses a fingerprint login feature, making it easy and fast to access to application. Other innovative features include the 1-gadget-1-phone number feature to added security as access is only possible from registered gadget and phone number; a feature for the direct sharing of transaction receipt from apps to messenger chat apps such as WhatsApp, LINE, SMS, and e-mail; download account statements; promotion codes to participate in attractive promo drive from Go Mobile; and many other innovations that designed for the convenience of customers in making transactions with their handheld gadget.

CIMB Niaga is committed to provide positive an end-to-end customer experience in all service channels, included Go Mobile. With "FORWARD" as a brand promise, CIMB Niaga is on hand to support all



customers in every aspect and stage of life to move forward to reach their goals and dreams. No more no, just Go Mobile. With one Go Mobile apps, enabling fast and secure transactions, anywhere, at anytime, cashless and cardless.

INITIATIVES


BIZCHANNEL@CIMB FOR BUSINESS

To support its business customers in 2017, CIMB Niaga launched the BizChannel@CIMB for Business, an internet banking solution that offers a secure and convenient way to conduct banking transactions for business customers. Business customers can perform a transactions conveniently without wasting time, as the BizChannel@CIMB for Business comes with complete features for cash management (including fund remittance and tax payment), trade finance, and special deal rates for online foreign exchange purchases.

The BizChannel@CIMB for Business prioritizes the security of transaction and customer data, while also providing a convenient way of conducting transactions. Through BizChannel@CIMB for Business, banking access is available from anywhere and at anytime, using the secure mobile token authentication method (no more fear of left behind). The BizChannel@CIMB for Business also provides the flexibility of choosing the number of users and workflow for transactions, with the option of 1-layer workflow (Single User) or 2-layer workflow (Maker and Approver).



The BizChannel@CIMB has already served the internet banking needs of corporations since 2010. Now, with the BizChannel@CIMB for Business as designed to accommodate the needs of business customers and entrepreneurs, BizChannel@CIMB is ready to support the growth of businesses and companies.



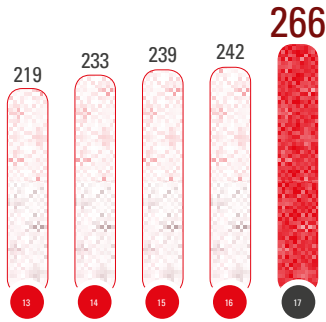




Key Financial Performance 2017

Total Assets

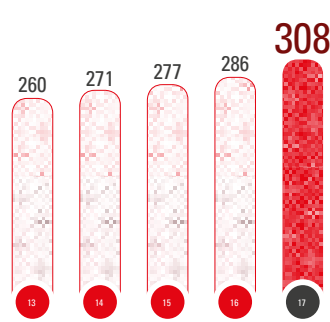
(Rp trillion)



Total Asset increased by **10.2%** to **Rp266** trillion

Earning Assets-Net

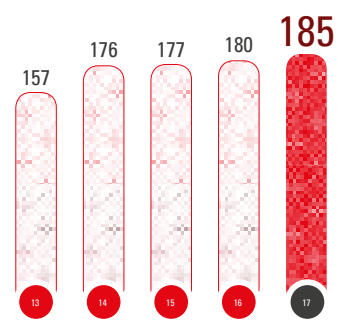
(Rp trillion)



Earning Assets-Net increased by **7.8%** to **Rp308** Trillion

Loans

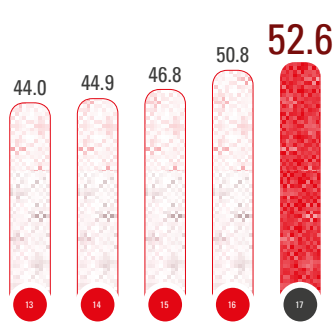
(Rp trillion)



Loan increased by **2.8%** to **Rp185** Trillion

CASA Ratio

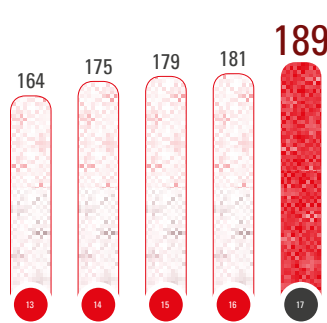
(%)



CASA Ratio increased by **171bps** to **52.6%**

Customer Deposits

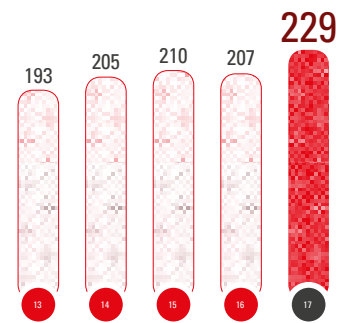
(Rp trillion)



Customer Deposits increased **4.8%** to **Rp189** trillion

Total Liabilities

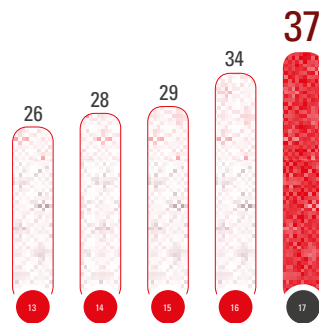
(Rp trillion)



Total Liabilities increased by **10.6%** to **Rp229** trillion

Equity-Net

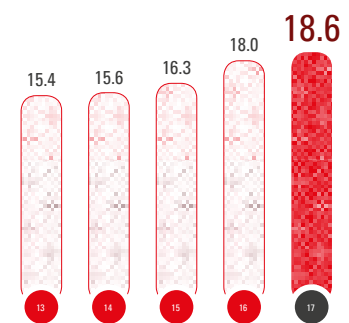
(Rp trillion)



Equity-Net increased by **8.0%** to **Rp37** trillion

Capital Adequacy Ratio (CAR)*

(%)



Capital Adequacy Ratio increased by **64bps** to **18.6%**

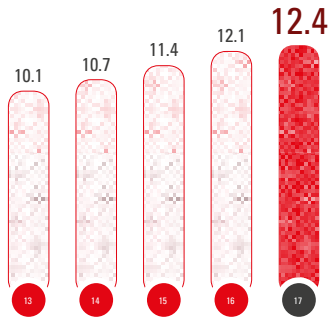
Business As Usual (excluding)
2014: Sales of fixed assets
2015: Mutual Separation Scheme (MSS) expense
2016: Income earned from strategic alliance

* After credit and market risk calculation



Net Interest Income

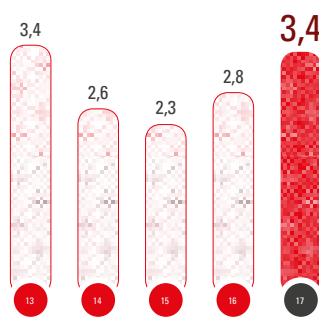
(Rp trillion)



Net Interest Income increased by **2.6%** to **Rp12.4** trillion

Other Operating Income

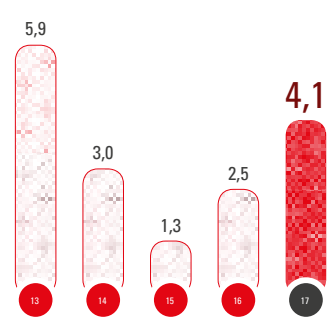
(Rp trillion)



Other Operating Income increased **20.2%** to **Rp3.4** trillion

Operating Income

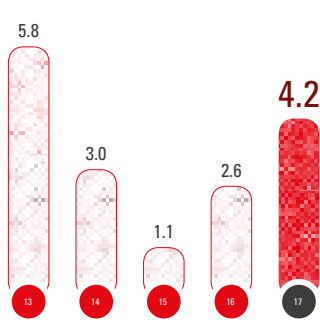
(Rp trillion)



Operating Income increased by **65.7%** to **Rp4.1** trillion

Profit Before Tax

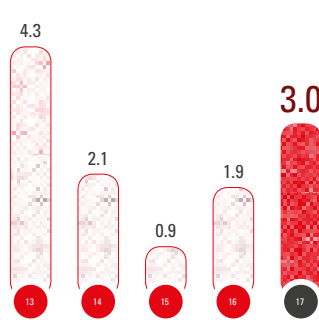
(Rp trillion)



Profit Before Tax increased by **61.4%** to **Rp4.2** trillion

Net Profit

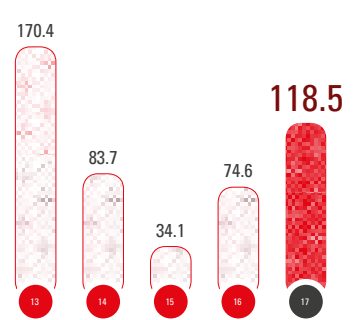
(Rp trillion)



Net Profit increased by **58.8%** to **Rp3.0** trillion

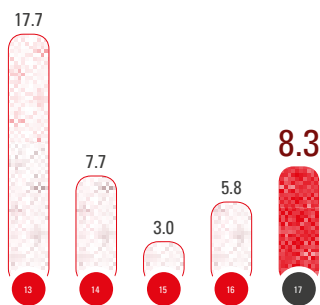
Earning Per Shares

(Rp)



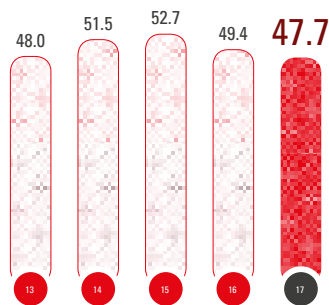
Earning Per Shares increased by **58.8%** to **Rp118.5**

Return On Equity (ROE) Shareholders (%)



Return On Equity Shareholders increased by **252bps** to **8.3%**

Cost to Income Ratio (CIR) (%)



Cost to Income Ratio improved by **166bps** to **47.7%**





Financial Highlights

Consolidated Financial Position Statements	2013	2014*	2015*	2016*	2017
INFORMATION ON FINANCIAL POSITIONS					
CONSOLIDATED BALANCE SHEET					
Total Assets	218,866,409	233,162,423	238,849,252	241,571,728	266,305,445
Earning Assets-Net	260,417,854	270,979,099	277,429,171	286,026,620	308,398,914
Loans	156,984,105	176,383,449	177,356,829	180,081,612	185,115,806
Loans-Net	152,909,465	170,274,444	169,958,838	171,983,359	177,807,766
Non-Performing Loans	3,497,420	6,881,335	6,633,404	6,894,089	6,827,249
Impaired Loans	5,045,280	8,440,069	8,914,616	9,421,492	9,433,852
Financing Lease	332,691	273,381	179,927	82,427	19,607
Financing Lease-Net	311,057	251,063	157,683	51,981	10,936
Impaired Financing Lease	17,673	11,528	2,056	21,904	4,744
Marketable Securities & Government Bonds-Net	20,036,576	22,310,408	26,046,068	28,071,315	38,413,540
Investments-Net	12,108	13,048	13,048	3,574	3,659
Total Liabilities	192,979,722	204,714,729	210,169,865	207,364,106	229,354,449
Customer Deposits	163,737,362	174,723,234	178,533,077	180,571,134	189,317,196
Borrowing	8,591,371	8,814,852	6,684,630	5,436,073	5,809,723
Marketable Securities Issued	5,976,470	5,803,195	4,476,921	3,237,704	5,403,613
Subordinated Loans	2,962,569	2,970,355	2,969,774	2,979,566	1,596,772
Non Controlling Interest	94,659	734	788	818	881
Equity-Net	25,792,028	28,446,960	28,678,599	34,206,804	36,950,115
INFORMATION ON RESULTS OF OPERATIONS					
CONSOLIDATED INCOME STATEMENTS					
Net Interest Income	10,120,691	10,689,495	11,386,360	12,094,030	12,403,379
Other Operating Income	3,443,763	2,565,481	2,348,842	2,789,630	3,352,448
Total Operating Income	13,564,454	13,254,976	13,735,202	14,883,660	15,755,827
Allowance for Impairment of Financial and Non-Financial Assets	(1,203,481)	(3,466,274)	(5,360,581)	(4,972,951)	(4,079,805)
Other Operating Expenses	(6,495,003)	(6,830,462)	(7,111,958)	(7,432,899)	(7,569,451)
Operating Income	5,865,970	2,958,240	1,262,663	2,477,810	4,106,571
Non Operating Income/(Expenses)-Net	(33,953)	3,378	(121,659)	97,114	48,449
Profit Before Tax	5,832,017	2,961,618	1,141,004	2,574,924	4,155,020
Tax Expenses	(1,535,866)	(856,329)	(284,869)	(700,045)	(1,177,282)
Net Income	4,296,151	2,105,289	856,135	1,874,879	2,977,738
Other Comprehensive Income After Tax	(1,062,195)	351,252	(196,192)	3,446,518	8,538
Total Other Comprehensive Income	3,233,956	2,456,541	659,943	5,321,397	2,986,276
Net Income Attributable to:					
Equity holders of parent	4,282,417	2,103,880	856,081	1,874,849	2,977,675
Non-Controlling Interest	13,734	1,409	54	30	63
Total Comprehensive Income Attributable to:					
Equity holders of parent	3,220,222	2,455,132	659,889	5,321,367	2,986,213
Non-Controlling Interest	13,734	1,409	54	30	63
	3,233,956	2,456,541	659,943	5,321,397	2,986,276
Earning Per Share-Basic	170,40	83,74	34,07	74,60	118,50
Profit Before Tax (Actual)	5,832,017	3,200,169	570,004	2,850,708	4,155,020
Net Income (Actual)	4,296,151	2,343,840	427,885	2,081,717	2,977,738

* Business As Usual (excluding)
2014: Sales of fixed assets
2015: Mutual Separation Scheme (MSS) expense
2016: Income earned from strategic alliance

** After credit and market risk calculation



Performance Ratio	2013	2014*	2015*	2016*	2017
FINANCIAL RATIO					
I. Capital					
Capital Adequacy Ratio (CAR)**	15.36%	15.58%	16.28%	17.96%	18.60%
CAR Tier I	12.91%	13.33%	14.20%	16.44%	17.31%
CAR Tier II	2.45%	2.25%	2.08%	1.52%	1.29%
Fixed Assets to Capital	16.20%	16.62%	20.26%	27.64%	19.98%
II. Assets Quality					
Non Performing Earning Assets to Total Earning Assets	2.10%	3.53%	3.35%	3.41%	3.13%
Non Performing Loan Ratio	2.23%	3.90%	3.74%	3.89%	3.75%
Non Performing Loan Ratio-Net	1.55%	1.94%	1.59%	2.16%	2.16%
Impairment Ratio	3.21%	4.79%	5.03%	5.24%	5.10%
Loan Loss Coverage	116.50%	88.78%	111.53%	117.68%	107.16%
III. Profitability					
Return On Assets (ROA)	2.76%	1.33%	0.47%	1.09%	1.70%
Return On Equity (ROE)					
Shareholders	17.74%	7.66%	2.99%	5.81%	8.34%
Tier I	19.07%	8.10%	3.10%	6.79%	8.73%
Debt to Equity	7.48	7.20	7.33	6.06	6.21
Debt to Assets	0.88	0.88	0.88	0.86	0.86
Net Interest Margin (NIM)	5.34%	5.36%	5.21%	5.64%	5.60%
Other Operating Income to Total Operating Income	25.17%	20.81%	17.11%	18.92%	21.28%
Cost to Income Ratio	47.98%	51.52%	52.67%	49.40%	47.74%
Operating Expenses to Operating Income (BOPO)	73.79%	87.86%	97.38%	90.07%	83.48%
Return On Assets (ROA) (Actual)	2.76%	1.44%	0.24%	1.20%	1.70%
Return On Equity (ROE)					
Shareholders (Actual)	17.74%	8.52%	1.50%	6.46%	8.34%
Tier I (Actual)	19.07%	9.02%	1.55%	6.79%	8.73%
Cost to Income Ratio (Actual)	47.98%	50.61%	56.83%	48.50%	47.74%
IV. Liquidity					
Loan to Deposit Ratio (LDR)	94.49%	99.46%	97.98%	98.38%	96.24%
CASA Ratio	43.99%	44.87%	46.81%	50.84%	52.55%
V. Compliance					
LLL Violation	-	-	-	-	-
Statutory Reserve - Rupiah					
Primary	8.12%	8.13%	7.74%	6.76%	6.74%
Secondary	9.27%	10.12%	8.94%	12.05%	10.12%
Statutory Reserve - Foreign Currency	8.17%	8.18%	8.18%	8.33%	8.05%
Net Open Position	2.32%	0.76%	1.19%	1.66%	0.80%
Net Open Position on Financial Positions	-10.72%	-12.03%	5.68%	2.19%	5.10%



► Share Highlights

INITIAL PUBLIC OFFERING

PT Bank CIMB Niaga Tbk (formerly PT Bank Niaga) conducted an Initial Public Offering under Minister of Finance of the Republic of Indonesia Regulation No. SI-057/SHM/MK.10/1989 dated 2 October 1989 and listed on the Indonesia Stock Exchange. According to the Underwriting Agreement and Inter-Underwriter Agreement dated 29 September 1989, the underwriters agreed to issue 5,000,000 shares of common stock with value of Rp1,000 per share at the offering price of Rp12,500 per share.

Lead Underwriters:

1. PT First Indonesian Finance and Investment Corporation (Ficorinvest);
2. Bank Pembangunan Indonesia (Bapindo);
3. Merchant Investment Corporation (Merincorp).

Managing Underwriter:

PT First Indonesian Finance and Investment Corporation (Ficorinvest).

Co-underwriters:

1. PT Finconesia;
2. PT Indonesian Finance and Investment Company (IFI);
3. PT Indonesian Investment International (Indovest);

4. PT Inter-Pacific Financial Corporation (Inter-Pacific);
5. PT Multinational Finance Corporation (Multicor);
6. PT Mutual International Finance Corporation (MIFC);
7. PT Private Development Finance Company of Indonesia (PDFCI);
8. PT Usaha Pembiayaan Pembangunan Indonesia (Uppindo);
9. PT Aseam Indonesia (ASEAM);
10. PT (Perseroan) Danareksa.

Supporting Institutions:

1. Public Accountant, Drs. Siddharta & Siddharta;
2. Notary, Kantor Notaris Kartini Muljadi, SH;
3. Legal Counsel, Tumbuan & Associates.

Meanwhile, PT Bank Lippo Tbk, which merged into PT Bank CIMB Niaga Tbk, effectively on 1 November 2008, conducted an Initial Public Offering under the regulation of Ministry of Finance of the Republic of Indonesia No. SI-059/SHM/MK.10/1989 dated 2 October 1989 of 6,800,000 shares of common stock with value of Rp1,000 per-share at the offering price of Rp15,000 per share, and listed on Indonesia Stock Exchange.

**Price of Share per Month For 2016 - 2017**

Month	Open		High		Low		Closing		Changes		Transaction Volume		Value (Rp.000)		Frequency	
	2016	2017	2016	2017	2016	2017	2016	2017	2016	2017	2016	2017	2016	2017	2016	2017
January	590	840	620	990	575	820	605	980	15	140	4,759	217,076	2,855	198,799	458	590
February	610	960	615	1,170	570	945	570	990	(40)	30	2,799	315,301	398	610	398	610
March	585	970	615	1,060	570	945	575	1,040	(10)	70	4,076	349,687	2,392	354,915	775	585
April	575	1,040	580	1,300	535	1,040	550	1,270	(25)	230	9,886	424,969	1,212	575	1,212	575
May	560	1,270	560	1,355	480	1,180	494	1,280	(66)	10	11,515	205,398	5,921	264,609	1,557	560
June	494	1,275	540	1,300	488	1,150	525	1,170	31	(105)	36,338	90,362	7,230	494	7,230	494
July	525	1,170	965	1,330	525	1,170	910	1,290	385	120	190,199	160,894	144,971	203,324	15,345	525
August	910	1,290	1,090	1,440	835	1,250	835	1,385	(75)	95	176,439	163,295	17,975	910	17,975	910
September	755	1,380	890	1,395	615	1,255	830	1,295	75	(85)	1,360,809	100,306	1,018,410	134,694	56,423	755
October	840	1,270	1,015	1,315	840	1,160	955	1,240	115	(30)	328,996	121,923	23,161	840	23,161	840
November	955	1,245	970	1,295	770	1,170	805	1,220	(150)	(25)	235,582	106,355	207,507	132,504	17,599	955
December	830	1,180	870	1,375	765	1,180	845	1,350	15	170	97,399	138,862	9,540	830	9,540	830

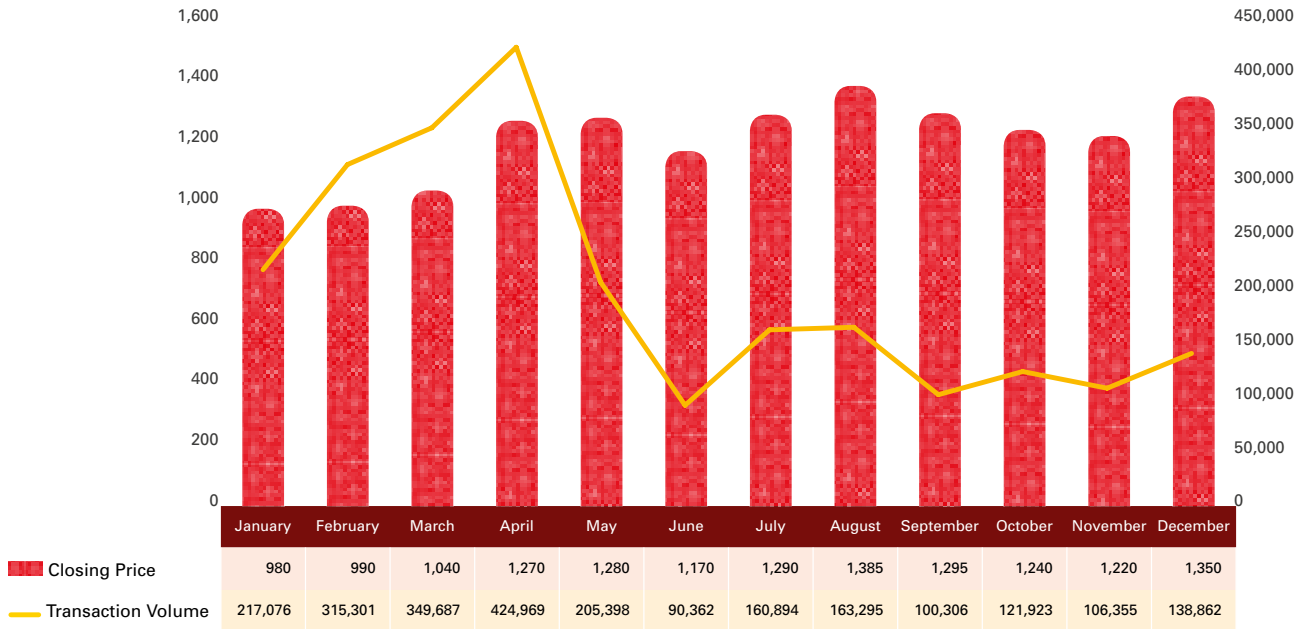
Quarterly Share Price and Number of Issued Shares in 2016-2017

Years	Share Price									
	Open		High		Low		Closing		Changes	
	2016	2017	2016	2017	2016	2017	2016	2017	2016	2017
1 st Quarter	590	840	620	1,170	570	820	575	1,040	(15)	200
2 nd Quarter	575	1,040	580	1,355	480	1,040	525	1,170	(50)	130
3 rd Quarter	525	1,170	1,090	1,440	525	1,170	830	1,295	305	125
4 th Quarter	840	1,270	1,015	1,375	765	1,160	845	1,350	5	80

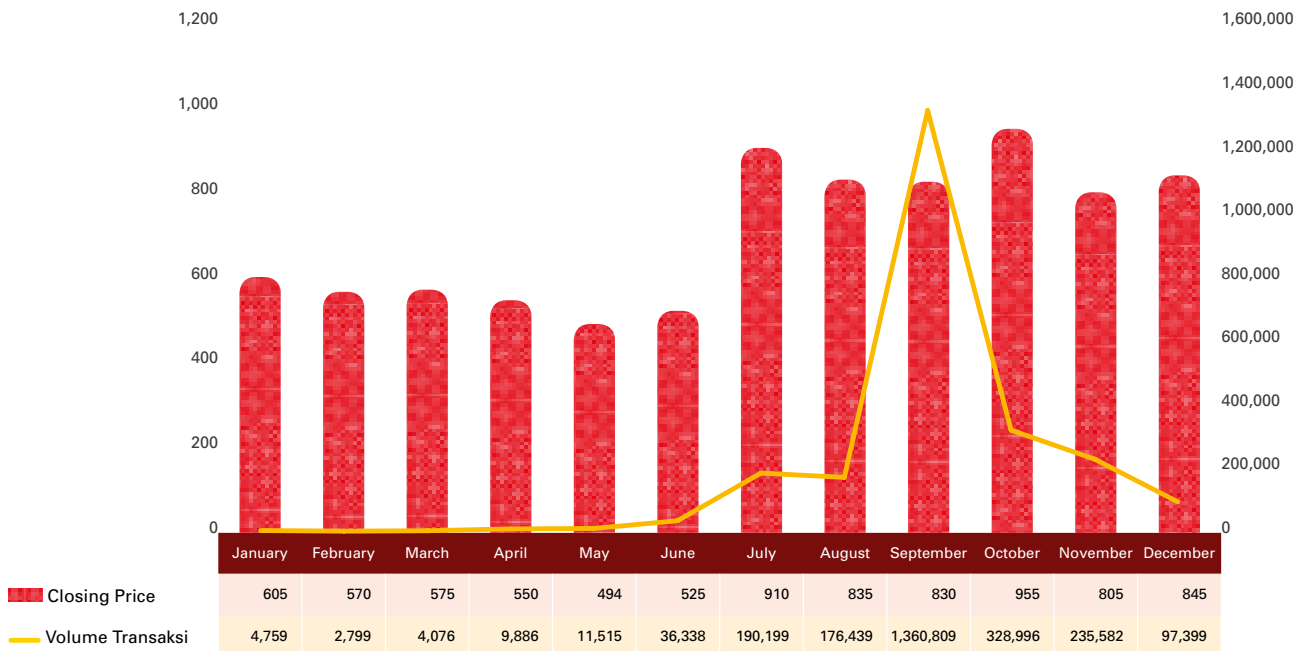
Years	Total Shares		Transaction Volume		Value (Rp)		Market Capitalization (Rp)	
	2016	2017	2016	2017	2016	2017	2016	2017
1 st Quarter	25,131,606,843	25,131,606,843	11,634	882,063	6,911,231	882,531,548	14,306,167,195,378	25,875,502,405,553
2 nd Quarter	25,131,606,843	25,131,606,843	57,738	720,730	29,959,034	872,814,874	13,062,152,656,649	29,109,940,206,247
3 rd Quarter	25,131,606,843	25,131,606,843	1,727,447	424,495	1,339,449,536	560,586,266	20,650,641,342,893	32,219,976,553,068
4 th Quarter	25,131,606,843	25,131,606,843	661,977	367,140	588,649,446	462,525,142	21,023,845,704,512	33,588,392,545,670

SHARE HIGHLIGHTS

2017 Share Trading Graph



2016 Share Trading Graph



TRADING SUSPENSION AND/OR DELISTING

Throughout 2016 and 2017, the Bank did not experience any trading suspension and/or delisting on the Indonesia Stock Exchange.



► Corporate Action

Throughout 2016 and 2017, CIMB Niaga did not perform the corporate actions of stock split, reverse stock, stock dividends, bonus shares, or change of nominal value of the shares.

However, in 2016, CIMB Niaga incorporated (merged) 2 (two) subsidiary companies engaged in multifinance. The two subsidiary companies were PT Kencana Internusa Artha Finance (KITAF) and PT CIMB Niaga Auto Finance (CNAF). The merger of those two companies was approved and listed by Ministry of Justice and Human Rights No. AHU-AH.01.10-0107406 on 23 December 2015. The composition of shareholders in CIMB Niaga Auto Finance after the merger amounted to 99.93%, the remaining 0.07% owned by PT Niaga Manajemen Citra.

The purposes of the merger of CNAF and KITAF were to:

- Strengthen the position of the Company in the automotive industry to increase the Company's profit and income;
- Achieve integration in business, management, operations, policy, procedural systems, and risk management;
- Eliminate competition between CNAF and KITAF in the automotive industry;
- Cost efficiency; and
- Strengthen the after-merger company's capital to be able to conduct business expansion.

In addition, in 2016 CIMB Niaga conducted an Initial Public Offering of Shelf Registration Bonds II Bank CIMB Niaga Phase I Year 2016 of Rp1,000,000,000,000.

In a complementary move, also in 2016, CIMB Niaga conducted a redemption of bonds, namely of Shelf Registration Bonds I Bank CIMB Niaga Phase II Year 2013 Series B of Rp. 315,000,000,000, maturing on 20 November 2016, and Bonds I Bank CIMB Niaga Year 2011 Series B of Rp1,320,000,000,000, maturing on 23 December 2016.

In 2017 CIMB Niaga conducted an Initial Public Offering of Shelf Registration Bonds II Bank CIMB Niaga Phase II Year 2017 of Rp2,000,000,000,000, and Shelf Registration Bonds II Bank CIMB Niaga Phase III Year 2017 of Rp2,000,000,000,000.

In addition, in 2017, CIMB Niaga conducted repayment of bond principal of Subordinated Bond I Bank CIMB Niaga Year 2010 of Rp. 1,380,000,000,000 which matured on 8 July 2017, Shelf Registration Bond Bank CIMB Niaga Phase I Year 2012 B Series of Rp1,400,000,000,000, which matured on 30 October 2017, and Shelf Registration Bonds II Phase I Year 2016 Series A of Rp432,000,000,000, which matured on 13 November 2017.

In 2017 CIMB Niaga has performed a Buyback program, maximum of 2% of shares issued and fully paid which will be used for Management Employee Stock Ownership Program (MESOP) and effective in 2018. Refer to Good Corporate Governance section for the details of share Buyback.



Bonds Highlights

Bond Information

Bonds and Loans	Date of Issuance	Maturity Date	Tenor (years)	Coupon	Currency	Nominal	Rating in 2016	Rating in 2017
Bonds								
Bank CIMB Niaga Subordinated Bond II Year 2010	23 December 2010	23 December 2020	10	10.85%	Rp	1,600,000,000,000	AA (Fitch)	AA (Fitch)
Shelf Registration Bond I Phase II Year 2013 Series C	20 November 2013	20 November 2018	5	9.75%	Rp	850,000,000,000	AAA (Pefindo) AAA (Fitch)	AAA (Pefindo) AAA (Fitch)
Shelf Registration Bond II Phase I Year 2016 Series B	3 November 2016	3 November 2019	3	8.00%	Rp	386,000,000,000	AAA (Pefindo)	AAA (Pefindo)
Shelf Registration Bond II Phase I Year 2016 Series C	3 November 2016	3 November 2021	5	8.25%	Rp	182,000,000,000	AAA (Pefindo)	AAA (Pefindo)
Shelf Registration Bond II Phase II Year 2017 Series A	23 August 2017	3 September 2018	1	6.75%	Rp	802,000,000,000	-	AAA (Pefindo)
Shelf Registration Bond II Phase II Year 2017 Series B	23 August 2017	23 August 2020	3	7.70%	Rp	376,000,000,000	-	AAA (Pefindo)
Shelf Registration Bond II Phase II Year 2017 Series C	23 August 2017	23 August 2022	5	8.15%	Rp	822,000,000,000	-	AAA (Pefindo)
Shelf Registration Bond II Phase III Year 2017 Series A	2 November 2017	12 November 2018	1	6.20%	Rp	500,000,000,000	-	AAA (Pefindo)
Shelf Registration Bond II Phase III Year 2017 Series B	2 November 2017	2 November 2020	3	7.50%	Rp	657,000,000,000	-	AAA (Pefindo)
Shelf Registration Bond II Phase III Year 2017 Series C	2 November 2017	2 November 2022	5	7.75%	Rp	843,000,000,000	-	AAA (Pefindo)
Matured								
Bank CIMB Niaga Subordinated Bond I Year 2010	8 July 2010	8 July 2017	7	11.30%	Rp	1,380,000,000,000	AA (Fitch)	AA (Fitch)
Bank CIMB Niaga Bond I Year 2011 Series B	23 December 2011	23 December 2016	5	8.30%	Rp	1,320,000,000,000	AAA (Pefindo)	-
Shelf Registration Bond I Phase I Year 2012 Series B	30 October 2012	30 October 2017	5	7.75%	Rp	1,400,000,000,000	AAA (Pefindo) AAA (Fitch)	AAA (Pefindo) AAA (Fitch)
Shelf Registration Bond II Phase I Year 2016 Series A	3 November 2016	13 November 2017	1	7.25%	Rp	432,000,000,000	AAA (Pefindo)	AAA (Pefindo)
Shelf Registration Bond I Phase II Year 2013 Series B	20 November 2013	20 November 2016	3	9.15%	Rp	315,000,000,000	AAA (Pefindo)	-

Coupon Payment History

Bank CIMB Niaga Subordinated Bond I Year 2010

Description	Payment Date	Amount
Payment of Coupon-1 st	8 October 2010	Rp38,985,000,000
Payment of Coupon-2 nd	8 January 2011	Rp38,985,000,000
Payment of Coupon-3 rd	8 April 2011	Rp38,985,000,000
Payment of Coupon-4 th	8 July 2011	Rp38,985,000,000
Payment of Coupon-5 th	8 October 2011	Rp38,985,000,000
Payment of Coupon-6 th	8 January 2012	Rp38,985,000,000
Payment of Coupon-7 th	8 April 2012	Rp38,985,000,000
Payment of Coupon-8 th	8 July 2012	Rp38,985,000,000
Payment of Coupon-9 th	8 October 2012	Rp38,985,000,000
Payment of Coupon-10 th	8 January 2013	Rp38,985,000,000
Payment of Coupon-11 th	8 April 2013	Rp38,985,000,000
Payment of Coupon-12 th	8 July 2013	Rp38,985,000,000
Payment of Coupon-13 th	8 October 2013	Rp38,985,000,000
Payment of Coupon-14 th	8 January 2014	Rp38,985,000,000
Payment of Coupon-15 th	8 April 2014	Rp38,985,000,000
Payment of Coupon-16 th	8 July 2014	Rp38,985,000,000
Payment of Coupon-17 th	8 October 2014	Rp38,985,000,000
Payment of Coupon-18 th	8 January 2015	Rp38,985,000,000
Payment of Coupon-19 th	8 April 2015	Rp38,985,000,000
Payment of Coupon-20 th	8 July 2015	Rp38,985,000,000



Description	Payment Date	Amount
Payment of Coupon-21 st	8 October 2015	Rp38,985,000,000
Payment of Coupon-22 nd	8 January 2016	Rp38,985,000,000
Payment of Coupon-23 rd	8 April 2016	Rp38,985,000,000
Payment of Coupon-24 th	8 July 2016	Rp38,985,000,000
Payment of Coupon-25 th	8 October 2016	Rp38,985,000,000
Payment of Coupon-26 th	8 January 2017	Rp38,985,000,000
Payment of Coupon-27 th	8 April 2017	Rp38,985,000,000
Payment of Coupon-28 th	8 July 2017	Rp38,985,000,000

Bank CIMB Niaga Subordinated Bond II Year 2010

Description	Payment Date	Amount
Payment of Coupon-1 st	23 March 2011	Rp43,400,000,000
Payment of Coupon-2 nd	23 June 2011	Rp43,400,000,000
Payment of Coupon-3 rd	23 September 2011	Rp43,400,000,000
Payment of Coupon-4 th	23 December 2011	Rp43,400,000,000
Payment of Coupon-5 th	23 March 2012	Rp43,400,000,000
Payment of Coupon-6 th	23 June 2012	Rp43,400,000,000
Payment of Coupon-7 th	23 September 2012	Rp43,400,000,000
Payment of Coupon-8 th	23 December 2012	Rp43,400,000,000
Payment of Coupon-9 th	23 March 2013	Rp43,400,000,000
Payment of Coupon-10 th	23 June 2013	Rp43,400,000,000
Payment of Coupon-11 th	23 September 2013	Rp43,400,000,000
Payment of Coupon-12 th	23 December 2013	Rp43,400,000,000
Payment of Coupon-13 th	23 March 2014	Rp43,400,000,000
Payment of Coupon-14 th	23 June 2014	Rp43,400,000,000
Payment of Coupon-15 th	23 September 2014	Rp43,400,000,000
Payment of Coupon-16 th	23 December 2014	Rp43,400,000,000
Payment of Coupon-17 th	23 March 2015	Rp43,400,000,000
Payment of Coupon-18 th	23 June 2015	Rp43,400,000,000
Payment of Coupon-19 th	23 September 2015	Rp43,400,000,000
Payment of Coupon-20 th	23 December 2015	Rp43,400,000,000
Payment of Coupon-21 st	23 March 2016	Rp43,400,000,000
Payment of Coupon-22 nd	23 June 2016	Rp43,400,000,000
Payment of Coupon-23 rd	23 September 2016	Rp43,400,000,000
Payment of Coupon-24 th	23 December 2016	Rp43,400,000,000
Payment of Coupon-25 th	23 March 2017	Rp43,400,000,000
Payment of Coupon-26 th	23 June 2017	Rp43,400,000,000
Payment of Coupon-27 th	23 September 2017	Rp43,400,000,000
Payment of Coupon-28 th	23 December 2017	Rp43,400,000,000

Bank CIMB Niaga Bond I Year 2011 Series B

Description	Payment Date	Amount
Payment of Coupon-1 st	23 March 2012	Rp27,390,000,000
Payment of Coupon-2 nd	23 June 2012	Rp27,390,000,000
Payment of Coupon-3 rd	23 September 2012	Rp27,390,000,000
Payment of Coupon-4 th	23 December 2012	Rp27,390,000,000
Payment of Coupon-5 th	23 March 2013	Rp27,390,000,000
Payment of Coupon-6 th	23 June 2013	Rp27,390,000,000
Payment of Coupon-7 th	23 September 2013	Rp27,390,000,000
Payment of Coupon-8 th	23 December 2013	Rp27,390,000,000
Payment of Coupon-9 th	23 March 2014	Rp27,390,000,000
Payment of Coupon-10 th	23 June 2014	Rp27,390,000,000
Payment of Coupon-11 th	23 September 2014	Rp27,390,000,000
Payment of Coupon-12 th	23 December 2014	Rp27,390,000,000
Payment of Coupon-13 th	23 March 2015	Rp27,390,000,000
Payment of Coupon-14 th	23 June 2015	Rp27,390,000,000



BOND HIGHLIGHTS

Description	Payment Date	Amount
Payment of Coupon-15 th	23 September 2015	Rp27,390,000,000
Payment of Coupon-16 th	23 December 2015	Rp27,390,000,000
Payment of Coupon-17 th	23 March 2016	Rp27,390,000,000
Payment of Coupon-18 th	23 June 2016	Rp27,390,000,000
Payment of Coupon-19 th	23 September 2016	Rp27,390,000,000
Payment of Coupon-20 th	23 December 2016	Rp27,390,000,000

Shelf Registration Bond I Phase I Year 2012 Series B

Description	Payment Date	Amount
Payment of Coupon-1 st	30 January 2013	Rp27,125,000,000
Payment of Coupon-2 nd	30 April 2013	Rp27,125,000,000
Payment of Coupon-3 rd	30 July 2013	Rp27,125,000,000
Payment of Coupon-4 th	30 October 2013	Rp27,125,000,000
Payment of Coupon-5 th	30 January 2014	Rp27,125,000,000
Payment of Coupon-6 th	30 April 2014	Rp27,125,000,000
Payment of Coupon-7 th	30 July 2014	Rp27,125,000,000
Payment of Coupon-8 th	30 October 2014	Rp27,125,000,000
Payment of Coupon-9 th	30 January 2015	Rp27,125,000,000
Payment of Coupon-10 th	30 April 2015	Rp27,125,000,000
Payment of Coupon-11 th	30 July 2015	Rp27,125,000,000
Payment of Coupon-12 th	30 October 2015	Rp27,125,000,000
Payment of Coupon-13 th	30 January 2016	Rp27,125,000,000
Payment of Coupon-14 th	30 April 2016	Rp27,125,000,000
Payment of Coupon-15 th	30 July 2016	Rp27,125,000,000
Payment of Coupon-16 th	30 October 2016	Rp27,125,000,000
Payment of Coupon-17 th	30 January 2017	Rp27,125,000,000
Payment of Coupon-18 th	30 April 2017	Rp27,125,000,000
Payment of Coupon-19 th	30 July 2017	Rp27,125,000,000
Payment of Coupon-20 th	30 October 2017	Rp27,125,000,000

Shelf Registration Bond I Phase II Year 2013 Series B

Description	Payment Date	Amount
Payment of Coupon-1 st	20 February 2014	Rp7,205,625,000
Payment of Coupon-2 nd	20 May 2014	Rp7,205,625,000
Payment of Coupon-3 rd	20 August 2014	Rp7,205,625,000
Payment of Coupon-4 th	20 November 2014	Rp7,205,625,000
Payment of Coupon-5 th	20 February 2015	Rp7,205,625,000
Payment of Coupon-6 th	20 May 2015	Rp7,205,625,000
Payment of Coupon-7 th	20 August 2015	Rp7,205,625,000
Payment of Coupon-8 th	20 November 2015	Rp7,205,625,000
Payment of Coupon-9 th	20 February 2016	Rp7,205,625,000
Payment of Coupon-10 th	20 May 2016	Rp7,205,625,000
Payment of Coupon-11 th	20 August 2016	Rp7,205,625,000
Payment of Coupon-12 th	20 November 2016	Rp7,205,625,000



Shelf Registration Bond I Phase II Year 2013 Series C

Description	Payment Date	Amount
Payment of Coupon-1 st	20 February 2014	Rp20,718,750,000
Payment of Coupon-2 nd	20 May 2014	Rp20,718,750,000
Payment of Coupon-3 rd	20 August 2014	Rp20,718,750,000
Payment of Coupon-4 th	20 November 2014	Rp20,718,750,000
Payment of Coupon-5 th	20 February 2015	Rp20,718,750,000
Payment of Coupon-6 th	20 May 2015	Rp20,718,750,000
Payment of Coupon-7 th	20 August 2015	Rp20,718,750,000
Payment of Coupon-8 th	20 November 2015	Rp20,718,750,000
Payment of Coupon-9 th	20 February 2016	Rp20,718,750,000
Payment of Coupon-10 th	20 May 2016	Rp20,718,750,000
Payment of Coupon-11 th	20 August 2016	Rp20,718,750,000
Payment of Coupon-12 th	20 November 2016	Rp20,718,750,000
Payment of Coupon-13 th	20 February 2017	Rp20,718,750,000
Payment of Coupon-14 th	20 May 2017	Rp20,718,750,000
Payment of Coupon-15 th	20 August 2017	Rp20,718,750,000
Payment of Coupon-16 th	20 November 2017	Rp20,718,750,000

Shelf Registration Bond II Phase I Year 2016 Series A

Description	Payment Date	Amount
Payment of Coupon-1 st	3 February 2017	Rp7,830,000,000
Payment of Coupon-2 nd	3 May 2017	Rp7,830,000,000
Payment of Coupon-3 rd	3 August 2017	Rp7,830,000,000
Payment of Coupon-4 th	13 November 2017	Rp7,830,000,000

Shelf Registration Bond II Phase I Year 2016 Series B

Description	Payment Date	Amount
Payment of Coupon-1 st	3 February 2017	Rp7,720,000,000
Payment of Coupon-2 nd	3 May 2017	Rp7,720,000,000
Payment of Coupon-3 rd	3 August 2017	Rp7,720,000,000
Payment of Coupon-4 th	3 November 2017	Rp7,720,000,000

Shelf Registration Bond II Phase I Year 2016 Series C

Description	Payment Date	Amount
Payment of Coupon-1 st	3 February 2017	Rp3,753,750,000
Payment of Coupon-2 nd	3 May 2017	Rp3,753,750,000
Payment of Coupon-3 rd	3 August 2017	Rp3,753,750,000
Payment of Coupon-4 th	3 November 2017	Rp3,753,750,000

Company Rating

No	Rating Agency	Rating	Rating Description	Validity Period
1	Fitch Rating	AAA (idn)	This rating is given to issuers with the lowest default risk among other Indonesian issuers	March 2018 - March 2019
2	Pefindo	Id AAA	The ability of the obligor to meet its long-term financial commitments, relative to other Indonesia obligors, is superior	July 2017 – July 2018



Event Highlights

January

26 CIMB Niaga Economic Forum 2017

Opening 2017, on 26 January at the Ritz Carlton Pacific Place Jakarta, CIMB Niaga cooperated with The Indonesia Chamber of Commerce and Industry conducted CIMB Niaga Economic Forum 2017 – “Navigating 2017: Anchoring Expectations, Finding Opportunities”.

The forum attended by more than 650 prime customers and opened by Tigor M. Siahaan, CEO, was held to envision economic and political conditions in 2017 by presenting reputable speakers, featuring social, economy and political experts such as; Ir. Airlangga Hartanto, Minister of Industry Republic of Indonesia; Gregor Carle, Head of Asia Pacific Fixed Income Product Strategy, Blackrock’s Active Investment Group; Sunarto Wijaya, Political Observer, Executive Director of Charta Politika; Arup Raha, Chief Economist CIMB Group. Closing remarks were delivered by Dr. Sri Mulyani Indrawati SE, M.Sc, Ph.D, Minister of Finance Republic of Indonesia.

During the forum, prime customers had the opportunity to network among customers from different industries and enjoy the activities in The CIMB Niaga corporate booth, Five Senses Indonesia Heritage Lounge, and Fengshui Booth, as part of Chinese New Year celebrations.



February

08 Integrated Facilities Launching : CIMB Niaga Telesales, Phone Banking and Video Banking

Giving the customers a better quality of service, on 8 February 2017 at CIMB Niaga Gajah Mada Office, CIMB Niaga launched the integrated facilities of Telesales, Phone Banking, and Video Banking, which also celebrated the renovation CIMB Niaga’s historical building.

The facilities launched by Dr. Kusumaningtuti Sandriharmy Soetiono SH, LLM, Deputy Commissioner of Financial Service Authority, along with Lani Darmawan, Consumer Banking Director; Wan Razly Abdullah, Finance and Strategic Planning Director; Fransiska Oei, Compliance, Corporate Affairs and Legal Director; Hedy Lopian, Human Resources Director; and Pandji P. Djajanegara, Sharia Banking Director CIMB Niaga.

During the event, attended by 100 invitees and media personnel, CIMB Niaga announced its cooperation with Mitra Netra, the foundation providing disabled staff as telesales funding officers, and conducted a tour of all facilities for all invitees.



March

06 Country Town Hall First Quarter 2017

The Country Town Hall of First Quarter 2017, was held on 6 March 2017 at Graha CIMB Niaga, Jakarta and attended by 150 senior leaders of CIMB Niaga. The event was opened by Tigor M. Siahaan, CEO CIMB Niaga, featured Tengku Dato’ Sri Zafrul Tengku Abdul Aziz, Group CEO, who delivered the updated regional performance and information of the CIMB Group.

During the town hall, CIMB Niaga launched the new brand promise “FORWARD”, presented by Adam Wee, Head of Marketing, Brand & Communication CIMB Group and the brand promise #KejarMimpi as a CIMB Niaga social movement, presented by Slamet Sudijono, Head of Marketing Brand & Communication CIMB Niaga.

The Town Hall closed by the presentation of Chatbot by CIMB X. Chatbot is a tool that enables CIMB Niaga to extend its digital reach to new markets and potentially serve as mass acquisition tools while enhancing engagements with existing customers.





March

13 Media Discussion with CIMB Niaga Sharia

The media is of the stakeholders of CIMB Niaga who must be up to date with the latest banking information. CIMB Niaga conducted a Media Discussion on Sharia Banking on 13 March 2017 at the Financial Club, 27 floor, CIMB Niaga Building, Jakarta, for more than 100 journalists.

The event, opened by Pandji P. Djajanegara, Sharia Banking Director CIMB Niaga, delivered updated information on Sharia banking's development in Indonesia and international economics, that included consumer and business banking segments. The discussion was presented by Pandji P. Djajanegara, Sharia Banking Director; Diah Rahma Paramaiswari, Head of Sharia Sales & Distribution; Rusdi Dahardin, Head of Sharia Business Banking; and Slamet Sudijono, Head of Marketing, Brand & Communication.



13 Customer Gathering for Insurance Industry

As part of establishing business relationships and providing integrated information on CIMB Niaga products and services, especially for insurance customers, CIMB Niaga conducted a customer gathering for the insurance industry especially CIMB Niaga Sales and Distribution, Central Jakarta area, on 13 March 2017 at the Ritz Carlton Pacific Palace hotel, Jakarta.

John Simon, Treasury and Capital Market Director opened the event. During the event, there was a talkshow "CIMB Niaga as One the Integrated Financial Solutions" given by Adrian Panggabean, CIMB Niaga Chief Economist along with other senior product specialists. In the talk show, as one integrated financial solution, CIMB Niaga presented products and services of the Treasury and Capital Market (Structured Product – Market Linked Deposit), Transaction Banking (Virtual Account Online Billing), Consumer Banking (CIMB@Work), and CPAM Directorate (mutual fund investment). The gathering closed by sharing testimony from Sun Life Director, Lidwina Ariyanti.



20 Merchant Partners Appreciation Night

CIMB Niaga conducted the Merchant Partners Appreciation Night on 20 March 2017 at the Grand Ballroom, Intercontinental Hotel Mid Plaza, Jakarta, attended by more than 100 merchants. The event was aimed at maintaining relationships between CIMB Niaga and its merchant partners, thus increasing CIMB Niaga's transactional growth.

Tigor M. Siahaan, CEO CIMB Niaga opened the event and offered words of appreciation for the merchants' performance during 2016, in several categories: Hypermart as the best merchant for transactions; Tokopedia as the best merchant on e-commerce transactions; NU Skin as the best merchant for business development, and Eraphone as the best merchant for overall business transactions. The Bank Management Committee members, who also attended the appreciation night were Lani Darmawan, Consumer Banking Director; Rahardja Alimhamzah, Business Banking Director; and Hendra Lembong, Chief of Transaction Banking.



31 Outstanding Performance Recognition Award 2016

Showing appreciation to the best performers of CIMB Niaga in sales and non-sales, which exceeded the revenue target of CASA, Loan, and fee income, CIMB Niaga conducted the Outstanding Performance Recognition Awards (OPeRA) 2016 on 31 March 2017 at the Ritz Carlton Pacific Place Hotel Jakarta. The awards consisted of the Sales Award, CX Award, Collection Award, Cross Sell Award, and Improvement Award and were awarded to 289 winners from across Indonesia. The winners were also rewarded with a trip to Taiwan from 1 – 2 April 2017.

Tigor M. Siahaan, CEO CIMB Niaga opened the event and during the event, CIMB Niaga launched a new OPeRA logo. The event was attended by 350 invitees and featured Maudy Ayunda and Soundwave as the evening's entertainment.





EVENT HIGHLIGHTS

April

05 Media Launching of CIMB Niaga New Brand Promise "FORWARD"

CIMB Niaga launched the new brand promise "FORWARD" on 5 April 2017 at Soehanna Hall Jakarta and attended by more than 100 media and bloggers.

Tigor M. Siahaan, CEO CIMB Niaga who proudly launched "FORWARD" stated: "FORWARD" is a promise to deliver the exact solutions that our customers need, wherever and whenever they need it most. It also signifies our continued commitment to provide a holistic banking experience by enabling our customers to progress in their hopes, dreams, goals and ambitions at every stage of their lives".

During the event, CIMB Niaga presented four segmental videos each describing a segment to be served by CIMB Niaga products and services. These are: the youth segment, young family segment, business banking segment and priority banking segment. CIMB Niaga also presented Maudy Ayunda and Titi Kamal as CIMB Niaga Brand Ambassadors in a lighthearted talkshow with the CIMB Niaga CEO.



25 Annual General Shareholder Meeting (AGMS), Extraordinary General Shareholder Meeting (EGM), Press Conference BUKU 4

The Annual General Meeting of Shareholders (AGMS), Extraordinary General Meeting of Shareholders (EGMS), and the Press Conference on Commercial Bank Based on Business Activities (BUKU 4), were conducted on 25 April 2017 at the Financial Hall 2nd floor, Jakarta, attended by more than 150 stakeholders Shareholders, Directors, Commissioners and Journalists.

Through the meeting, decisions could be made in order to get approval of the Company's Consolidated Financial Statements from the year ended 31 December 2016 and repurchasing of Company's shares (share buyback) at a maximum of 2% of the Paid up Capital and then gave an announcement that CIMB Niaga was entering the category of BUKU 4.

The meetings (AGMS &EGMS) and Press Conference continued with a discussion session with media personnel.



May

02 Signing of Collective Labor Agreement of PT Bank CIMB Niaga Tbk (2017-2019)

The signing was the most important point in industrial relations for CIMB Niaga, which focused on strengthening partnerships in the workplace and defining the roles of the unions and the employer's association in order to develop CIMB Niaga's performance. Therefore, CIMB Niaga conducted the signing of the Collective Labor Agreement (period 2017-2019) on 2 May 2017 at Graha CIMB Niaga, Jakarta.

The signing was attended by Tigor M. Siahaan, CEO; and Hedy Lopian, Human Resources Director CIMB Niaga; and the Chairman of each CIMB Niaga Union and was witnessed by Haiyani Rumondang, Director General for Industrial Relations and Social Security Development, Ministry of Manpower and Transmigration. The event was attended by 70 invitees.



May

10 Signing of Cooperation Agreement with Holcim Indonesia

CIMB Niaga has created another innovation by providing a payment transaction service through e-commerce business channels for customers using mobile applications. The signing of the agreement of payment service cooperation through "Solusi Rumahku" was done with Holcim Indonesia on 10 May 2017 at Graha CIMB Niaga, Jakarta.

Lani Darmawan, Consumer Banking Director CIMB Niaga and Raden Ali Permadiyono Sumedi, Sales Director Holcim Indonesia opened the event by delivering speeches. The event attended by 150 invitees and media personnel, continued with the signing of the agreement, presentation of a mobile application tutorial "Solusi Rumahku powered by Holcim Indonesia", and closed by a lighthearted Talkshow.

Through this service, CIMB Niaga will increase its contribution to developing the cement industry and support business by providing payment services for customers who access the mobile application. CIMB Niaga also offers various payment facilities, such as, credit card, CIMB clicks, and handphone accounts.






June

08 15 Safari Ramadhan 1438 H

In order to enhance a good relationship between CIMB Niaga Senior Management and all employees in all regions, and also as a strategic channel for employees to convey their aspirations, CIMB Niaga conducted Safari Ramadhan 1438H from 8th until 15th June 2017. Safari Ramadhan 1438H was attended by Bank Management Committees in 9 cities: Jakarta (on 8th June at Graha CIMB Niaga, attended by 1,000 staff); Bandung (on 9th June at Hotel Harris, attended by 226 staff); Surabaya (on 12th June at Mercure Hotel, attended by 251 staff); Balikpapan (on 13th June at Novotel Hotel, attended by 122 staff); Bintaro (on 14th June at Griya CIMB Niaga attended by 1,000 staff); Medan (on 14th June at Santika Premier Hotel, attended by 150 staff); Makassar (on 14th June at Imperial Aryaduta hotel, attended by 182 staff); Solo (on 14th June at Alila hotel, attended by 103 staff); and Lampung (on 14th June at Novotel hotel attended by 133 staff).

The agenda consisted of a welcome speech delivered by a Director of CIMB Niaga, presentation of CIMB Niaga's performance, and the announcement of CIMB Niaga entering BUKU 4.

During the event, management gave donations to the orphanages and foundations using Benevolence Fund of CIMB Niaga Sharia and CIMB Niaga Corporate Social Responsibility (CSR). Safari Ramadhan was closed with spiritual lecture and fast breaking.



15 Signing the Agreement of Participant with Travel Agents for the Hajj Pilgrimage and Launching Ceremony of the CIMB Niaga Debit Card

To expand the Hajj Pilgrimage services, CIMB Niaga Sharia cooperated with Hajj and Umroh associations in Indonesia, named Asphurindo, Amphuri, and prominent travel agents in Indonesia.

CIMB Niaga Sharia conducted the Signing Agreement for the Hajj Pilgrimage with 4 travel agents, namely: PT Patuna Mekar Jaya, PT Sahid Gema Wisata, PT Tazkia Tour Travel, and Al Amin Universal on 15th June 2017 in the Dharmawangsa hotel, Jakarta. The customers could get special rates and discount packages through these 4 specialist Hajj Travel Agents. During the event, CIMB Niaga also launched the CIMB Niaga Debit Card for the Hajj Pilgrimage, that can offer "more value" to customers who use the cards on their Pilgrimage.



22 Signing of Cooperation with General Directorate of Population and Civil Registration (DUKCAPIL)

CIMB Niaga, Nobu Bank, BPR Inti Dana and Home Credit Indonesia signed the agreement with the General Directorate of Population and Civil Registration (DUKCAPIL), Ministry of Home Affairs on 22 June 2017 at the Financial Club, Jakarta which was attended by 100 invitees and media personnel.

The speeches were given by Prof. Dr. Zudan Arif Fakrulloh, SH, MH the General Director of Population and Civil Registration; Ir I Nyaman Supriyatna, M.Sc., Deputy of Research and Standardization Cooperation, The National Standardization Agency of Indonesia, and Tigor M. Siahaan, CEO CIMB Niaga who represented the industry. After the signing ceremony, the event continued with a press conference.

General agreement became the main basis for CIMB Niaga to implement the utilization of data for civil population and Electronic Resident Identity Card (Kartu Tanda Penduduk-KTP) in various banking services. Data from Dukcapil will be utilized optimally to facilitate the identification process of prospective customers as well as improve the efficiency of financial transactions. In Digital Banking development for instance, the utilization of Electronic KTP data, has become an important point for the innovation of online banking registration (host to host). In the future, customers can register banking products and other financial services by self-service.





EVENT HIGHLIGHTS

July

12 Public Expose

CIMB Niaga conducted a Public Expose on the Shelf Registration Bond II Bank CIMB Niaga Phase II Year 2017 issuance on 12th July 2017 at Graha CIMB Niaga, Jakarta which was attended by 100 invitees.

The Public Expose talked about general information regarding CIMB Niaga. This event announced the offering structure of Shelf Registration Bond II Bank CIMB Niaga Phase II Year 2017 and view of investments on good financial performance, with an idAAA Rating (Triple A) from Pefindo, as the highest rating released by Pefindo.




14 Signing Agreement for the Hajj Pilgrimage between CIMB Niaga and the Associations (ASPHURINDO and AMPHURI)

CIMB Niaga Sharia expanded its cooperation for Hajj Pilgrimage services by signing the agreement with the Indonesian Hajj Pilgrimage, and In Bound Organizers (ASPHURINDO) on 14th July 2017 in Menara Sentraya, Jakarta and with Moslem Association For Hajj and Umroh Service Republic of Indonesia (AMPHURI) in 24th July 2017 in Graha CIMB Niaga, Jakarta.

Through this cooperation, CIMB Niaga Sharia provided its best banking products and services, including the Hajj Special Incentive Program, Debit Card for the Hajj Pilgrimage, Free Transfer Fee Services, Banknotes Reward, and Special Rate Program, MDR Special Program, Current Cash Management Services, Foreign Transactions exchange, both TT and bank notes (USD and SAR), SAR remittances to Saudi Arabia, Cash Management, and various consumer products designed specifically to meet the needs of the members of the Association

Pandji P. Djajanegara, Sharia Banking Director said "through this partnership, there will be greater business development opportunities and we will continue to strive to provide the best possible service to our customers during their worship in the Holy Land".




July

24 Halal Bi Halal CIMB Niaga 1438 H

Closing the Ramadhan and led Al-Fitr 1438H celebrations, and respecting the moment of forgiveness, as well as building good relationship among employees, CIMB Niaga conducted Halal Bi Halal 1438H on 24th July 2017 in the Ritz Carlton hotel, Pacific Place, Jakarta which was attended by 2,700 employees.

Opening the event, all employees sang the CIMB Niaga Corporate Song and enjoyed a dance performance by CIMB Indonesia Talent. Dato Sri Nazir Razak, President Commissioner and Tigor M. Siahaan, CEO CIMB Niaga delivered speeches. Prayers for gratefulness for the achievements of CIMB Niaga were said by Ahmad Yani, Sharia Banking. To close the event, all BOC, BMC members, and employees enjoyed the performance of Indonesian artist Rendy Pandugo & GIGI Band. Halal Bi Halal closed by rewarding one employee with a holy trip to Mecca, the lucky winner being Yulimar, Operations & IT Staff.





July

26 Jalur Rempah

To support promotional activities through integrated marketing efforts, CIMB Niaga sponsored Jalur Rempah, in cooperation with Kompas Group, the largest and most reputable media group in Indonesia.

The event featured several activities, such as: Launching the Film "Banda, the Dark Forgotten Trail". The film launch took place at a Press Conference on 26th July 2017 at XXI Lounge Plaza Indonesia which was attended by 250 media personnel. The main speakers were Jay Subiyakto, Reza Rahardian, Fransiska Oei, and Sheilla Timothy. CIMB Niaga and Jalur Rempah Nusantara watched the movie together with more that 150 CIMB Niaga staff.

The Gala Premier of the Film was held on 31st July 2017 at XXI Epicentrum Kuningan and was attended by 800 invitees.



29 30

Xtra Xpo

CIMB Niaga held another Xtra Xpo on Saturday to Sunday, 29-30 July 2017, at Jakarta Convention Center, Senayan, Jakarta.

The product display booth at Xtra Xpo was opened by Tigor M. Siahaan, CEO and Lani Darmawan, Consumer Banking Director and attended by more than 11,000 visitors, including for savings and loan / financing products such as saving accounts, credit cards, personal loan, Housing Loans (KPR), and Vehicle Loans (KKB) in collaboration with CIMB Niaga's subsidiary, CIMB Niaga Auto Finance (CNAF).

For Housing Loans, CIMB Niaga is marketing special offers of Hot Deal Loans with 0% interest rate applicable for the first 1 year only for special purchase of property developed by Sinarmas Land and Summarecon Serpong. In addition, special offers are also available for the purchase of property in certain Ciputra projects, such as free provisions, administration, fire insurance, and notary fees for the special purchase of Citra Gran and Citra Indah and special offers for the 24x installments of down payment (DP) starting from Rp 4 million per month exclusively for the purchase of property in Citra Land Cibubur.

CIMB Niaga is working with three major developers, namely Sinarmas, Ciputra and Summarecon. In addition, CIMB Niaga works in cooperation with business partners in automotive, travel, gadgets, and others. For KKB products through CNAF, people can enjoy 0% interest up to 5 years with a low down payment starting from 25%. The credit approval process can also be instantly completed and applicants need only bring their ID card and NPWP, with free administration fees, provisions, and all risk insurance. Visitors could also see their dream cars on display from a wide range of prominent car dealers, namely BWM, Mercedes Benz, Honda, Toyota, and Mazda at the exhibition.

August

17 Indonesia Independence Day Celebration

In commemoration of Independence Day, CIMB Niaga conducted Indonesia Independence Day Celebrations on 17th August 2017 at the CIMB Niaga office, Griya Niaga II, Bintaro Jaya, attended by the Bank Management Committee and more than 300 employees.

The celebration highlighted corporate involvement in building nationalism among the Country's employees. During the event, there were traditional games and music representing the spirit of unity and nationalism.



As for attractive promos for debit cards, the Bank offers up to a Rp 5 million discount by using Xtra Points special for the purchase of Samsung Galaxy S8 or iPhone 7. This program is only applicable for CIMB Niaga individual customers having CIMB Niaga Xtra / iB Xtra Mudharabah Savings Account, CIMB Preferred Account / iB Preferred Account Mudharabah, CIMB Private Banking Account / iB Private Banking Account Mudharabah, Business Savings / iB Mudharabah Business Savings, or ON Account Powered by XL Mudharabah. The Bank also offers crazy travel deals in which customers will receive cashbacks up to Rp 2 million and 0% installments up to 24 months for flights to various interesting destinations.

Visitors and customers also enjoyed live music performances from Raisa, Rossa, Ari Lasso, KLA Project, Geisha, RAN, as well as fun games, Cosplay and Walking Dead live act in the exhibition area. Not only in Jakarta, CIMB Niaga Xtra Xpo also presented at Atrium Grand City Mall Surabaya, 12-13 August 2017, offering similar attractive benefits. CIMB Niaga will always provide the best to draw public interest to be part of the CIMB Niaga family. "FORWARD> Your Business".





EVENT HIGHLIGHTS

August

24 Rapat Umum Pemegang Saham Luar Biasa (RUPS LB)

The CIMB Niaga Extraordinary General Shareholder Meeting was conducted on 24th August 2017 at Graha CIMB Niaga, Jakarta and was attended by 100 stakeholders.

In the meeting, the Bank announced the approval of Board of Directors and Commissioners member changes, amendments to the Articles of Association of the Company, and revision of the approval of the Share Buyback Plan.



September

26 Signing Memorandum of Understanding with Social Security Administration Body (BPJS)

CIMB Niaga conducted the Signing of a Memorandum of Understanding with the Social Security Administration Body on 26th September 2017 at the Financial Hall, Graha CIMB Niaga, Jakarta.

The cooperation was aimed at supporting the Social Security Administration Body in expanding its network and system especially for workers who work out of the country, to make it easy for them to access the payment system and service. CIMB Niaga is part of CIMB Group has become one of the banks with a well established infrastructure and network, operating in 9 out of 10 ASEAN destination countries for Indonesian workers.

The signing ceremony was opened by a welcoming speech from Tigor M. Siahaan, CEO of CIMB Niaga and Agus Susanto, President Director of the Social Security Administration Body. The event was attended by more than 100 invitees and media personnel.



September

19 20 Indonesia Banking Expo (IBEX) 2017

The Indonesia Banking Expo (IBEX) 2017 was an annual expo conducted by the Association of National Private Banks and banks in Indonesia that cooperate with telecommunication companies who support banking technology. IBEX was held from 19th – 20th September 2017 at the Jakarta Convention Center, with several activities such as seminars with reputable speakers and exhibitions that presented innovations in technology and digital banking.

The expo was opened by Agus Martowardojo, Governor of the Central Bank and Wimboh Santoso, Chairman of the Board of Commissioners of the Financial Services Authority on 19th September 2017, and was attended by Joko Widodo, President RI on 20th September 2017. The expo had more than 2,000 visitors during the day.



26 The 62nd CIMB Niaga Anniversary

In commemorating its 62nd anniversary, CIMB Niaga held celebrations on 26th August 2017 at every office across Indonesia.

The agenda was opened by singing the CIMB Niaga corporate song, praying together, blowing out the candles, cutting the traditional Tumpeng along with remarks from the Management.

In Graha CIMB Niaga Jakarta, the anniversary was attended by the Bank Management Committee and the Board of Commissioners. Tigor M. Siahaan, CEO CIMB Niaga also delivered a very warm message and encouraged the employees to always show positive energy, integrity, professionalism and give their best. "FORWARD > Together".





October

01 The Color Run presented by CIMB Niaga 2017

The Color Run presented by CIMB Niaga 2017, the "Dream World Tour" was conducted on 1st October 2017 at Gelora Bung Karno, Senayan, Jakarta and was participated in by 12.458 runners. The fun run was part of CIMB Niaga's campaign for a healthy lifestyle in Indonesia, in accordance with CIMB Niaga's new brand promise "FORWARD > your healthy life style".

As part of CIMB Niaga's CSR activities, CIMB Niaga gave donations of Rp 150 million to the Disabled Children Counseling Foundation (YPAC) and a Double Decker Bus that was handed over by Tigor M. Siahaan, CEO, to Budi Kaliwono, President Director of Trans Jakarta as support for tourism in Jakarta.

During the event, all runners were catered for by Food Zone that sold a variety of foods in cooperation with CIMB Niaga merchants and employees. Dream Zone presented the #Kejar Mimpi activities as part of the social campaign, and Fun Zone presented several Photo Booths enlivened with interesting features. Related to its theme, this year participants could enjoy the new rides of the color foam zone.

CIMB Niaga always supports customers in various aspects of life to move forward to realize stakeholder's dreams.



30 Launching CIMB Niaga 14041 - CIMB Niaga Yogyakarta

As a commitment of CIMB Niaga to continuously improve its services to customers, CIMB Niaga launched another new facility, CIMB Niaga 14041 (phone banking and video banking) on 30th October 2017 at CIMB Niaga Yogyakarta. Similar facilities were inaugurated earlier in the year at CIMB Niaga, Gajah Mada, Jakarta.

The event was opened by a welcoming speech from Tigor M. Siahaan, CEO CIMB Niaga. The event was also attended by Haryadi Suyuti, Mayor of Daerah Istimewa Yogyakarta, Fikri Ausyah, representative of the Financial Services Authority, the Directors of CIMB Niaga, and members of the media.

During the event, there was a lighthearted talkshow discussing the integrated service of CIMB Niaga 14041. A donation of Rp 100 million was handed over by Lani Darmawan, Consumer Banking CIMB Niaga to Angkie Yudistia, Chairman of the Foundation of the Disabled. There was also a tour of the facilities.

CIMB Niaga actively plays a role in empowering the regional economy by providing better service and opening up new employment for the disabled in the Yogyakarta and Central Java areas to become CIMB Niaga 14041's staff members.



November

03 28 Exhibition Jalur Rempah

As part of Jalur Rempah activities, Jalur Rempah Nusantara and CIMB Niaga conducted an exhibition from 3rd - 28th November 2017 at the National Museum of Indonesia, Jakarta.

The exhibition was opened on 3rd November, 2017 by Luhut Binsar Panjaitan, the Coordinator Minister of Maritime and Fisheries who offered welcoming remarks, and Enggartiaso Lukito, Minister of Trade, the Republic of Indonesia ; Lukito Wanandi, President Director of Jalur Rempah Nusantara, and Tigor M. Siahaan, CEO CIMB Niaga. More than 200 persons attended. During the exhibition, CIMB Niaga also opened a corporate booth to provide visitors with banking products and services.

The exhibition educated people about the history of the Nusantara Spice Road, that showcases Indonesia as being a great and strong nation from olden times until the present day. The one month exhibition was attended by more than 10,000 visitors.

During the event, CIMB Niaga also held "A Night at the Museum" as part of the #KejarMimpi movement on 2nd November 2017, by presenting Maudy Ayunda, Brand Ambassador, Fransiska Oei, Corporate Secretary, Compliance and Legal Director CIMB Niaga, and Nia Dinata, Film Director. The event was attended by more than 150 students.





EVENT HIGHLIGHTS

November

09 Customer Gathering for Sharia Banking Socialization

As part of building engagement with and giving integrated information to customers on sharia regulations, products and business opportunities, CIMB Niaga conducted a Sharia Banking Customer Gathering on 9th November 2017 at The Ritz Carlton Jakarta which was attended by more than 100 prime customers from all business segments as well as media personnel.

Pandji P. Djajanegara, Sharia Banking Director opened the event, and continued with a talkshow and Q&A session with panelists, Rusdi Dahardin, Deputy Chief of Sharia Banking CIMB Niaga, Dr. Muhammad Syafii Antonio MEc, Sharia Expert, Wahyuni Bahar, Legal Advisor and Ester Siahaan, a prime customer.

CIMB Niaga also invited Prof. Muliaman D. Hadad Ph.D, the Chairman of the Sharia Banking Society to deliver the keynote speech. The gathering was closed by having lunch together.



29 Launching of The New Go Mobile CIMB Niaga

Providing an innovative user-friendly application, on November 9th 2017 at The Ritz Carlton Pacific Place Jakarta, CIMB Niaga launched of The New Go Mobile which was also took on the tagline "No More No, Just Go Mobile".

The New Go Mobile Launching Event was opened by Tigor M. Siahaan, CEO CIMB Niaga. In this digital era, most customers expect ease of operation, and Go Mobile introduced several new features, such as finger print access, promotion code, and bonuses.

The event was attended by more than 200 invitees and media personnel, with Saykoji, a digital banking icon, successfully entertaining the audience.



10 12

CIMB Niaga Namaste Festival 2017

As part of CIMB Niaga's campaign , "FORWARD > your healthy lifestyle" for all stakeholders, especially CIMB Niaga customers, CIMB Niaga cooperated with Namaste by conducting the CIMB Niaga Namaste Festival 2017 from 10th – 12th November 2017 at The Sultan Hotel and Residence.

The CIMB Niaga Namaste Festival is the biggest international yoga festival in Jakarta and in 2017 it became the 9th such festival in Indonesia. The event started with the CIMB Niaga Namaste Road to more than 10 cities across Indonesia including Jakarta, Bandung, Cirebon, Bogor, and Surabaya and reached more than 2,000 participants from June until November 2017.

The CIMB Niaga Namaste Festival 2017 was opened by a press conference on 10th November 2017 at the Sultan Hotel and was attended by Tigor M. Siahaan, CEO; and Lani Darmawan, Consumer Banking Director CIMB Niaga; Anita Boenterman, Chairman of Namaste, a representative from the Ministry of Education and Culture, more than 100 media personnel, as well as international & national yoga teachers.

During the three day event, there were 4 yoga podiums to facilitate 9,835 participants along with prominent international and national yoga teachers. Also featured were the CIMB Niaga Lounge for the prime customers, and a Bazar Area promoting CIMB Niaga products and services, where people spent their time buying healthy food, yoga equipment and merchandise from 71 tenants. CIMB Niaga Auto Finance (CNAF) also had a booth to promote its car selling programs.





December

05 CIMB Niaga Indonesia Open Aquatic Championship 2017


CIMB Niaga cooperated with the Committee of the Indonesia Swimming Federation, by sponsoring "CIMB Niaga Indonesia Open Aquatic Championship 2017" held from 5th-15th December 2017 in the Aquatic Stadium, Gelora Bung Karno, Senayan, Jakarta.

A Press Conference was conducted on 4 December and the Championship was opened on 5th December 2017 by Jusuf Kalla, Vice President of the Republic of Indonesia. Also in attendance were the Minister of Youth and Sport Affairs, the Minister of Public of Works and Housing, the State Secretariat and CIMB Niaga Directors : Tigor M. Siahaan, CEO; Wan Razly, Strategic & Finance Director; and Pandji P. Djajanegara, Sharia Banking Director.

The CIMB Niaga Indonesia Open Aquatic Championship 2017 is part of the Road to the ASIAN GAMES 2018, which was a place to prepare Indonesia's tough and talented swimmers athletes to compete in the ASEAN Games championship.

During the event, CIMB Niaga opened a corporate booth for sales of banking products and Food Zone, where several CIMB Niaga staff acted as food sellers.

As appreciation for the best swimmers, CIMB Niaga awarded the Xtra saving of CIMB Niaga to 28 best swimmers.



14 CIMB Niaga Sharia Banking Media Training

CIMB Niaga Sharia Banking training for the media was conducted from 14th - 15th December 2017 at CIMB Niaga Training Center, Gunung Geulis and opened by Pandji P. Djajanegara, Sharia Banking Director CIMB Niaga.


For two days, the media training event delivered an information about sharia banking in general and CIMB Niaga Sharia products.



06 Country Townhall - 4th Quarter 2018

The Country Town hall of the 4th Quarter of 2018 was held on December 6th 2017 at Floor M, Graha CIMB Niaga, Jakarta and was attended by approximately 300 CIMB Niaga senior leaders.

During the townhall, Tengku Dato Sri Zafrul as CEO of CIMB Group gave a presentation on the performance of CIMB during the previous quarter which also conveyed the good performance of CIMB group and CIMB Niaga and was followed by a Q & A session to provide further explanations and an establish two-way communication between CIMB Group and CIMB Niaga management. The Town Hall was closed by a networking session and dinner.



19 Christmas & Year End Staff Gathering

CIMB Niaga Christmas and Year End Staff Gathering 2017 was held on 19th December 2017 at the Ritz Carlton Hotel, Pacific Place, Jakarta , attended by 1,900 employees.

Tigor M. Siahaan, CEO of CIMB Niaga delivered the opening speech to greet all employees and showed appreciation for the great performance accomplished in 2017.

During the event, Angel Pieters and the KOTAK band entertained the audience. Throughout the event, CIMB Niaga gave donations to several foundations as part of Corporate Social Responsibility to stakeholders. The reward of a Holy Trip was also given to a lucky employee.





Awards and Certification



Annual Report Award 2016

Best Private Finance Listed Category

Cooperation between OJK and Ministry of SOE, Bank Indonesia, Directorate General of Taxation, National Committee of Governance Policy, PT Bursa Efek Indonesia and Indonesian Institute of Accountants Indonesia



Marketing Award 2017

The Best Innovation in Marketing

Marketing Magazine



Nusantara CSR Award

- Category of Educational Quality Improvement - CIMB Niaga Scholarship Program
- Category of Community Economy Improvement Particularly Young Entrepreneurs - BUTIK Program (Outstanding Scholarship of Creative Industry Technology)

The Latofi School of CSR



Indonesia Green Awards

Environmental Conservation and Biodiversity Award


The Latofi School of CSR



Green Office Competition Award 2017

First Winner Category A Award

Graha Niaga Tata Utama (GNTU)



The IICD Corporate Governance Conference & Award

The Best Overall

Indonesian Institute for Corporate Directorship (IICD)



Supporting Business Review



Corporate Governance Report



Corporate Social Responsibility



Others Corporate Data



Consolidated Financial Report



Yuk Nabung Saham Goes to Campus

Analyst Choice of Issuer Award in Yuk Nabung Saham Program 2017

Association of Indonesia Securities Analysts & CSA Institute



PR Indonesia Awards 2017
Category of Media Relations Sub Category of Private National Company Tbk

PR Indonesia Magazine



AsiaRisk Award 2017

House of the Year, Indonesia

AsiaRisk



Indonesia Corporate Secretary Award 2017

Top 5 GCG in Banking Sector

Warta Ekonomi



Indonesia Best Mutual Fund Award (IBMFA) 2017

Best Perform in Custodian Bank

Warta Ekonomi



Straight Through Processing (STP) Award

USD Clearing with STP Rate 98%

Standard Chartered Bank




Silaknas IAEI 2017

Best Business Unit in Sharia Business Unit category

The National Working Gathering (Silaknas) and the Association of Indonesian Islamic Economists (IAEII)



AWARDS AND CERTIFICATION



Indonesia Most Innovative Business Award 2017
The Winner of Indonesia Most Innovative Business Award 2017

Warta Ekonomi



Moneygram Agent Conference
Best Marketing of The Year & Teller of the Year

MoneyGram Award 2017



Infobank Banking Service Excellence Awards 2017

- Best Performance of SMS Banking
- 3rd Overall Digital Branch
- Second Best Performance of Overall Account Opening Services Through Web /App

Infobank Magazine



Indonesia Best Corporate Reputation Award

Warta Ekonomi



Indonesia Best Banking Brand Award 2016


Consumer Choice, Best Digital, Best Service, Most Reliable and Best Performance Title

Warta Ekonomi



Indonesia Sharia Finance Awards (ISFA) 2017
The Winner of Indonesia Sharia Finance Award 2017 for The Best Digital Sharia Unit Bank

Warta Ekonomi



Anugerah Sharia Republika 2017
Bank Sharia dengan Kinerja dan Inovasi terbaik

Republika Daily Newspaper



Supporting Business Review



Corporate Governance Report



Corporate Social Responsibility



Others Corporate Data



Consolidated Financial Report



Social Business Innovation Award
Green Banking Award

Warta Ekonomi



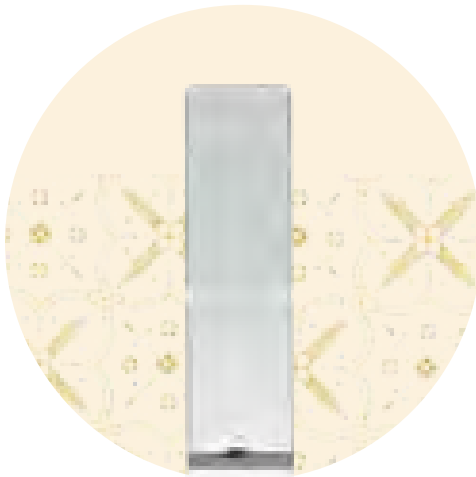
Islamic Finance Award (KARIM Award 2017)
The Most Expanding Financing Sharia Unit asset > 1.5T

Karim Consulting Indonesia



Indonesia Prestige Brand Award (IPBA) 2017
2nd Winner of Most Often Used Brand for National Private Bank category

Warta Ekonomi



Annual Global CSR Summit and Awards 2017
Excellence in Provision of Literacy & Education Award

The Pinnacle Group International



Indonesia Country Awards Programme 2017 for Retail Financial Services
CIMB Niaga Platinum Credit Card - Credit Card Product of the Year

The Asian Banker



Baznas Award 2017
The Best CSR Special Award

Baznas



Top CSR Award
Nawacita V Award - Financial Literation for Students

Bussiness News Indonesia



Performance Highlights



Management Reports



Company Profile



Management Discussion and Analysis



Risk Management

AWARDS AND CERTIFICATION



Housing Estate Awards 2017
Most Innovative Bank on Mortgage Products

Warta Ekonomi



Indonesia Digital Innovation Award 2017
The Winner of Indonesia Digital Innovation Award 2017 Category: Bank BUKU 4

Warta Ekonomi



Corporate Image Award 2017

Tempo Magazine




Infobank Awards 2017
"Very Good" Award for Category of Bank with "Core Capital Rp 30 Trillion and Up"

Infobank Magazine




2017 Quality Recognition Awards
STP Award for U.S. Dollar Clearing with STP Rate 98.7%

JP Morgan



STP Award for USD Clearing with STP Rate 95%
The Most Expanding Financing Sharia Unit asset > 1.5T

Bank of New York



Indonesia Banking Awards 2017:

- The Best Bank in Digital Services
- The Best Bank in Retail Banking Services
- The Best Sharia Business Unit

Tempo Magazine



Infobank 6th Sharia Awards 2017
"Very Good"
Financial Performance Sharia 2016

Infobank Magazine



Triple A - Asset Asian Awards 2017

- Best Derivatives House of the Year, Indonesia
- Best Structured Products House, Indonesia

The Asset



The Asset Triple A Treasury, Trade & Risk Management Awards 2017

- Best Transaction Bank in Indonesia
- Best Cash Management Bank in Indonesia
- Best Supply Chain Solutions form Manufacturing Industry in Indonesia
- Best Supply Chain Solutions for Consumer Goods Industry in Indonesia
- Best e-Solutions Partner for e-Commerce Industry in Indonesia

The Asset

Global Finance Best Trade Finance Providers Awards 2017

Best Trade Finance Provider in Indonesia

Global Finance



Mastercard Innovation Forum 2017
Best Cross Border Program Indonesia

Mastercard

7th Annual Net Promoter Customer Loyalty Award

Mobile Banking Category, NPS : Good

Swanetwork




SUCCESSFUL PEOPLE NEVER
WAIT FOR OPPORTUNITY, **THEY**
SIMPLY CREATE IT



Batik Parang

As one of the oldest batik motifs in Indonesia, the Parang was a proscribed and prohibited motif that only reserved for the member of royal courts in the era of Mataram Kartasura. The patterns of Parang could be translated as waves in the sea, symbolizing the power of sustainable and never give up spirit.





Performance
Highlights



Management
Reports



Company
Profile



Management Discussion
and Analysis



Risk
Management

➤ Report of the Board of Commissioners

To be at the forefront of digital banking, we continue to support the intensification of the application of information technology in business processes and the automation of manual processes so that CIMB Niaga is able to serve our customers well with high intensity.

Dear Shareholders,

In 2017, the world economy finally enjoyed its first synchronized upswing since the Global Financial Crisis and saw growth averaging at 3.7%, markedly higher than the 3.2% in 2016. There were improvements in investment, trade and industrial production. Growth in the ASEAN economies accelerated to an average of 5.2%, compared with 4.8% in 2016, while Indonesia's economy expanded by 5.1% in 2017, up from 5.0% the year before.

Against this favorable backdrop, CIMB Niaga had a commendable year, with pretax profit rising by 45.7% year-on-year, even though asset quality remained a challenge. We continued to strengthen the foundations of our operations by implementing many new initiatives, especially in the area of credit underwriting and technology.

The Board of Commissioners is pleased to report on the performance of the Board of Directors, supervision on the implementation of strategic policies, future business prospects and corporate governance.



Supporting Business Review



Corporate Governance Report



Corporate Social Responsibility



Others Corporate Data



Consolidated Financial Report



Dato' Sri Nazir Razak
President Commissioner



Performance
Highlights



Management
Reports



Company
Profile



Management Discussion
and Analysis



Risk
Management

REPORT OF THE BOARD OF COMMISSIONERS

ECONOMIC CONDITIONS

We entered 2017 with concerns over policy unpredictability, trade protectionism and more divisive politics emerging across the world. Thankfully, as the year progressed, our worst fears about the Trump administration's policies, Brexit and geo-political tensions did not materialize. Instead, the global economy and trade gathered steam, financial markets were buoyant and the operating environment was favorable across ASEAN.

Indonesia's solid growth came on the back of a surge in investments in infrastructure, improvements in trade and a recovery in key commodity prices. Inflation rose to 3.6% from 3.02% in 2016, but the Rupiah was relatively stable, trading at an average rate of 13,360 per US\$1.

The prospects for the Indonesian economy have certainly improved now that the Government has made significant actual and planned progress in tackling infrastructure bottlenecks that have long constrained the country's growth potential. Foreign investment is also on the rise, attracted by business-friendly government policies, political stability and predictable economic policies.

EVALUATION OF BOARD OF DIRECTORS' PERFORMANCE

In the opinion of the Board of Commissioners, the Board of Directors performed well in managing CIMB Niaga in 2017. Our assessment considers several objective indicators, such as a 10.2% growth in total assets to Rp266.3 trillion on the strength of a 2.8% increase in loans to Rp185.1 trillion, while customer deposits increased by 4.8% to Rp189.3 trillion. Furthermore, net income showed a significant growth of 43.0% to Rp3.0 trillion, translating into an increase of Rp43.89 in earnings per share to Rp118.49, compared with Rp74.6 in 2016. On a more subjective basis, we do sense that the Board of Directors works well as a leadership team, despite being a mix of people promoted internally and

hired externally. The fact that the majority of the board are women makes us quite unique, especially in the banking industry, but it seems to be serving us well.

The Board of Commissioners is pleased that the Board of Directors successfully implemented a prudent loan growth strategy in the face of extremely tight competition and after enduring relatively high NPLs. CIMB Niaga's loan portfolio stood at Rp185.1 trillion, up by 2.8% year-on-year, supported by Indonesia's improved economy, and was mostly driven by the loan growth in Corporate Banking and SME Banking segments. In our hire purchase loan portfolio, we saw a tactical 40.8% shrinkage, excluding which the group's total loan growth would have been 6.7%, compared with 8.4% of the industry as a whole. Our NPL ratio improved, but only marginally to 3.75% from 3.89% in 2016.

Third-party funds saw outstanding growth as indicated by the rise in the CASA ratio to 52.6% over the previous year's 50.8%, significantly enhancing the Bank's funding balance. Our CAR also improved to 18.60% from 17.96% a year earlier.

We are also appreciative of the Board of Directors' efforts in driving CIMB Niaga's milestone upgrade from a BUKU III bank to a BUKU IV bank, the highest category for banks with the most complete business activities and core capital above Rp30 trillion. We made history as the first bank to "graduate" into the highest category.

As at end-2017, CIMB Niaga remained Indonesia's fifth-largest bank by asset, with total assets of Rp265.7 trillion. Although we are proud of this "league" position, the pace of growth of others means that we may drop a notch this year. We have advised the Board of Directors that we must continue to grow at our chosen pace and not take on undesired levels of risk just to defend market share.



Supporting Business
Review



Corporate Governance
Report



Corporate Social
Responsibility



Others
Corporate Data



Consolidated
Financial Report

SUPERVISION OF STRATEGY EXECUTION

We constantly supervise the execution of strategies by the Board of Directors. In 2017, the Board of Commissioners supervised the implementation of the five-pillar strategic policy that concentrated on 1) focus on core competencies, 2) increase in CASA, 3) cost management discipline, 4) capital preservation and balanced risk culture, and 5) utilization of information technology. These five pillars have been key to strengthening the foundations of the firm.

In carrying out its supervisory duties, the Board of Commissioners provides the Board of Directors with the necessary support, input and recommendations. In 2017, these recommendations included more prudent credit processes, better governance, higher integrity to eliminate frauds, agility and flexibility to cope with the digital challenges, asset recovery, and input relating to increasing low-cost funds and revenues through the development of quality services across all business segments as well as the enhancement of service features, such as mobile banking and internet banking.

During the year under review, the Board of Commissioners also provided recommendations to improve efficiency and cost discipline to further reduce the Bank's cost-to-income ratio. We instituted new governance processes for procurement and conducted in-depth analyses of our cost structures.

In a bid to be at the forefront of digital banking, we continue to support the intensification of the application of information technology in business processes, and the automation of manual processes to enable our staff to focus more on serving our customers, and to mitigate risks, even in mundane tasks.

OPINION ON BUSINESS PROSPECTS AS PREPARED BY THE BOARD OF DIRECTORS

In 2018, the growth in global and domestic economies is expected to strengthen. The International Monetary Fund has raised its global growth forecast to 3.9% for 2018 and 2019, and we expect ASEAN to grow by 5.1%, with Indonesia at 5.3%.

The Board of Commissioners believes that the business prospects as stated in the Bank Business Plan (Rencana Bisnis Bank or RBB), which is prepared by the Board of Directors, have properly considered the various assumptions in global and domestic growth risks. We are optimistic that CIMB Niaga will perform even better in 2018 based on, among others, our assessments of improving asset quality and lower impairment of loss provisioning. The expected continuing improvement in economic conditions as well as the adoption of various measures, including the five-pillar strategic policy, will provide the Bank with more opportunities to grow in terms of asset and revenue. The outlooks for the consumer and SME segments are especially promising.

HUMAN RESOURCES

Proper and sustainable human resource management is key in driving CIMB Niaga towards achieving its vision and mission. We believe that the Board of Directors has established effective human resources development initiatives, with due consideration in priority areas, including organizational planning and talent development.

Furthermore, we fully support the internalization of the Bank's values and the risk awareness culture programs. Conducted intensively and consistently, these efforts play a big role in building human resources with high integrity and professionalism.

REPORT OF THE BOARD OF COMMISSIONERS

OPINION ON GOOD CORPORATE GOVERNANCE

CIMB Niaga has consistently implemented the principles of Good Corporate Governance (GCG) in order to maintain alignment and balance between the interests of the Bank and those of its stakeholders, all towards achieving an optimal and sustainable performance. The implementation of the GCG principles enables the creation of mechanisms that organize relationships between the Bank and its stakeholders in a transparent manner.

In 2017, we believe that the Board of Directors was successful in effectively implementing the GCG, not only based on the standards and benchmarks as set by regulators, but also based on global measures. The GCG at CIMB Niaga includes, but is not limited to, ensuring 1) protection of shareholders' rights, 2) equal treatment of all shareholders, 3) role of stakeholders, 4) transparent, complete, accurate and timely disclosure of information, and 4) responsible implementation of the duties of the Boards of Commissioners and Directors.

On risk management, CIMB Niaga has implemented the Enterprise Wide Risk Management (EWRM) framework on business activities and decision-making. We believe the Board of Directors has been successful in implementing the EWRM as an ongoing initiative, with the support of an adequate risk management infrastructure. In 2017, the Board of Directors carried out risk management processes at CIMB Niaga, which covered 1) identification of significant risks in the Bank's business activities, 2) measurement and aggregation of risk using adequate methodology, 3) management, control and ongoing risk reporting to evaluate and manage risk, and 4) assurance that risk exposure is in line with the Bank's risk appetite.

With the assistance from the Risk Oversight Committee, we continue to monitor the implementation of risk management initiatives undertaken by the Board of Directors in its efforts to mitigate the Bank's key risk factors as well as safeguard the long-term sustainability of the Bank.

For our work in ensuring good corporate governance, CIMB Niaga has won several awards, including 1st Winner Annual Report Award 2016 in the Private Finance Listed Category, Best Overall at the 9th IICD Corporate Governance Award 2017, and Top 5 GCG Issues on Banking Sector at the Indonesian Corporate Secretary Award 2017.

OPINION ON IMPLEMENTATION OF WHISTLEBLOWING SYSTEM

CIMB Niaga operates a Whistleblowing System (WBS) as a manifestation of the Bank's overall internal controls in every aspect of its business activities. The Board of Commissioners, with the assistance of the Audit Committee, plays a role in monitoring the proper implementation of the WBS.

The Bank's reporting mechanisms under the WBS at CIMB Niaga have been gradually improved. The Board of Commissioners, together with the Audit Committee and other units, conduct in-depth evaluation and follow-up actions on the reports received.

ASSESSMENT ON COMMITTEE PERFORMANCE AND FREQUENCY AND METHODS OF GIVING ADVICE TO THE BOARD OF DIRECTORS

The Board of Commissioners is of the opinion that, in 2017, the Audit Committee, Risk Monitoring Committee, Nomination and Remuneration Committee, and the Integrated Corporate Governance Committee ably performed their respective duties and responsibilities, as evidenced by, among others, the recommendations given by each committee to the Board of Commissioners during our meetings.



Based on the recommendations of the Board's committees, the Board of Commissioners provided advice and guidance to the Board of Directors during joint meetings of the Board of Commissioners and Board of Directors. In 2017, the Board of Commissioners held seven meetings and five joint meetings with the Board of Directors. Over the course of the year, the Board of Commissioners submitted important recommendations relating to the strategic policy implementation by the Board of Directors and other recommendations relating to the Bank's management. These include guidance in the preparation of the RBB, recognizing now that CIMB Niaga is in the BUKU IV category and is, therefore, expected to contribute more to the Indonesian banking industry.

CORPORATE SOCIAL RESPONSIBILITY

CIMB Niaga's success in executing the RBB depends on our engagements with both internal and external stakeholders. The Board of Commissioners appreciates the implementation of Corporate Social Responsibility (CSR) programs, which help to improve the welfare of the communities that we serve.

The Board of Commissioners is of the opinion that the performance of CIMB Niaga Peduli for 2017 was in accordance with the plans and direction given by the Board. Going forward, the strategy will be to further enhance the activities aimed at improving the communities' well-being. CIMB Group has taken a big step in this direction, with our commitment to spend 1% of the Group's pretax profit on CSR, along with other initiatives that will be gradually rolled out across the region.

CHANGES IN BOARD COMPOSITION

The Extraordinary General Meeting of Shareholders (EGMS) of CIMB Niaga held on 24 August 2017 decided on changes to the composition of the Board of Commissioners. The EGMS approved the appointment of Tengku Dato' Sri Zafrul Aziz as Commissioner of

CIMB Niaga, replacing the outgoing Ahmad Zulqarnain Onn. We would like to thank Ahmad Zulqarnain for his services to the Board. As at end-2017, the composition of the Board was as follows:

- President Commissioner: Dato' Sri Nazir Razak
- Vice President Commissioner: Glenn Muhammad Surya Yusuf
- Independent Commissioner: Zulkifli M. Ali
- Independent Commissioner: Pri Notowidigdo
- Independent Commissioner: Armida Salsiah Alisjahbana
- Independent Commissioner: Jeffrey Kairupan
- Commissioner: David Richard Thomas
- Commissioner: Tengku Dato' Sri Zafrul Tengku Abdul Aziz

APPRECIATION AND CLOSING WORDS

With the ongoing implementation of various strategies, the Board of Commissioners is optimistic of CIMB Niaga's growth prospects in 2018. At the same time, we will continue to provide support for the efforts made by the Board of Directors and staff in creating performance improvement. Our key advice to the Board of Directors and staff is to focus on the five strategic pillars in order to achieve sustainable performance.

We would like to thank our shareholders for their support and trust. We would also like to extend our gratitude to our business partners, regulators and all other stakeholders.

26 March 2018

Dato' Sri Nazir Razak
President Commissioner



Performance Highlights



Management Reports



Company Profile



Management Discussion and Analysis



Risk Management

➤ Board of Commissioners



seated from left to right

➤ **Dato' Sri Nazir Razak**
President Commissioner

➤ **Glenn M. S. Yusuf**
Vice President Commissioner



Supporting Business
Review



Corporate Governance
Report



Corporate Social
Responsibility



Others
Corporate Data



Consolidated
Financial Report



standing from left to right

➤ **Zulkifli M. Ali**
Independent Commissioner

➤ **Jeffrey Kairupan**
Independent Commissioner

➤ **Armida S. Alisjahbana**
Independent Commissioner

➤ **Tengku Da'ao' Sri Zafrul Tengku Abdul Aziz**
Commissioner

➤ **Pri Notowidigdo**
Independent Commissioner

➤ **David Richard Thomas**
Commissioner



Performance
Highlights



Management
Reports



Company
Profile



Management Discussion
and Analysis



Risk
Management

► Report of the Board of Directors

CIMB Niaga continues to expand its franchise in the area where we have established competitive advantages and strong value propositions as well as focus on developing infrastructure to satisfy the need of our customers.

► Dear Shareholders,

We are pleased to announce our continued improving financial performance despite the soft economic environment in 2017. We are committed in delivering our brand promise "FORWARD" which reflects serving our customers from the heart and positioning CIMB Niaga to become the leading digital bank in Indonesia. Our culture of innovation and services can be seen from our innovative products offering and delivering service excellence at all our touchpoints. We continue to grow our customer base, improve our risk culture, and maintain our efficiency.

2017 was marked with a special milestone for the bank as well. CIMB Niaga was the first bank given the recognition in Indonesia by Financial Services Authority (OJK) that graduated to Business Activities of Commercial Banks ("BUKU") 4, the highest bank-category in terms of core capital (Tier-1) of more than Rp 30 trillion based on OJK regulations. This achievement is accompanied by the success of maintaining our position as Indonesia's fifth largest bank by assets, with total assets of the Bank reaching Rp266.3 trillion as of December 2017.



Supporting Business Review



Corporate Governance Report



Corporate Social Responsibility



Others Corporate Data



Consolidated Financial Report



Tigor M. Siahaan
President Director



Performance
Highlights



Management
Reports



Company
Profile



Management Discussion
and Analysis



Risk
Management

REPORT OF THE BOARD OF DIRECTORS

MACROECONOMY 2017

Global economic activities have shown positive growth in 2017 fueled by recovery of world commodity prices. The United States of America has recorded a strong rebound from 1.5% in 2016 to 2.6% in 2017; The Euro-Zone posted 2.5%, its best growth rate in the last 10 years, and China has grown 6.9%, well above the official target of 6.5%. On commodity pricing, the average monthly crude oil and coal has gone up 25% and 34%, respectively to USD54.3 per barrel and USD88.4 per tonne from 2016. These recoveries have generated positive impact on the domestic economy. The economy grew by 5.1%, or slightly better than 2016 but lower than initial Bank Indonesia's target of 5.2%.

In recognition of the improving economy, global rating agencies such as Standard & Poor's, Moody's, and Fitch have upgraded Indonesia's sovereign rating to Investment Grade Status, potentially bolstering foreign investment and capital market activities.

Though the economy is improving, the banking industry continues to show moderate performance. The industry recorded an 8.2% increase in credit growth, less than OJK's projection of 10%-13% growth. This is partly due to political uncertainty as the market awaits the outcome of the 2018 regional elections in 171 districts/provinces. In addition the slower credit growth, and the fact that Industry's NPL ratio remained at 2.6%, suggests that industry's sentiment still prioritizes strict underwriting standard over ease of credit disbursement.

CIMB NIAGA PERFORMANCE IN 2017

Implementation of Strategic Policies

In order to navigate the challenging economic environment, the bank continues to implement 5 core pillars: 1) Playing to our strengths, 2) Expanding our CASA (Current Account and Savings Account) franchise, 3) Maintaining our cost discipline, 4) Focusing on risk management culture, and 5) Leveraging technology and digital platforms.

Playing to our strengths

The bank continues to expand its franchise in the area where we have established competitive advantages and strong value propositions. In Corporate Banking segment, we continued to focus on expanding Tier-1 customers and improve infrastructure to satisfy the need of our customers. Syndicated loans recorded 38.9% growth to Rp. 20.7 trillion. Working capital loans contributed of 53.2% to total Corporate Banking loans in 2017, meanwhile the remaining 46.8% contributed from investment loan.

Commercial Banking continued its recalibration process to improve asset quality and customer selections. Through the implementation of this strategy, commercial loans increased by Rp2.1 trillion or 6.9% to Rp31.9 trillion in 2017 from Rp29.8 trillion the previous year by targeting selective industries in selected regions.

With these repositioning in Corporate and Commercial businesses, we can see the rebalancing of our wholesale portfolio in favor of higher credit quality loans. This would improve the risk profile of the bank, with expected lower credit charges for the future.



After a through deliberation of strategy and execution alignment, we have exited Micro segment business and remained focus to grow on SME (Small and Medium Enterprises) segment. The SME segment gained traction by recorded loan growth of 4.3%. As this segment represents an integral part of Indonesia economy landscape, we are committed and focus to support the growth of this segment through internal collaboration, referral system cross-selling activities and digital preposition. In December 2017, we have soft-launched an internet banking solution for SME customers, offering a secure and convenient way to conduct banking transactions for business customers.

Our continued efforts in recalibrating our auto-loan portfolio and focusing on premium segment have yielded good result, bringing down the portfolio gross NPL ratio from 3.2% to 1.3%. We have seen the average ticket size of our auto-loan has increased by 40% compared to last year. However, this strategy also resulted in reduction of auto-loan portfolio from Rp. 14.81 Trillion in 2016 to Rp.8.72 Trillion, bringing the overall Consumer portfolio to Rp. 48.64 Trillion, a 6.7% reduction compare to last year.

On the other hand, our mortgage business is gaining momentum in acquiring market shares to 6.6% from 6.4% a year earlier. We managed to record growth of the mortgage loan portfolio with a 12.0% increase to Rp27.0 trillion. In addition, we also demonstrated an excellent achievement in demand for sharia mortgages, where the Sharia mortgage portfolio grew by 103.1% to Rp5.4 trillion, from Rp2.7 trillion in 2016.

Overall, Sharia Banking recorded an outstanding achievement, where the volume of financing increased by 63.5% in 2017 compared to 2016. This growth was mainly driven by the corporate segment, which increased by 77.1% in financing. Meanwhile, customer deposits in Sharia Banking in 2017 recorded an 87.3% growth compared to 2016. The Sharia business segment continues to gain positive momentum – now making up 8.7% of the Bank's total loans from 5.6% in the previous year. This achievement pointed out our success in developing the Dual Banking Leverage Model, the first of its kind in the country. We are proud to be recognized as the Best Performance and Innovation Sharia Bank by Republika in 2017.

Expanding Our CASA franchise

Our successful full-court press strategy on expanding our CASA franchise has raised our CASA to 52.6% bringing bankwide cost of fund to 4.1%. This is very important as this strategy allows us to improve our customer selections and increase our credit quality. Massive efforts have been directed to entice more transactions, increase stickiness and share-of-wallet; We launched the New Go Mobile, a mobile banking service that gives retail customers easy access --any time and any place-- to their portfolios at CIMB Niaga through their smart phones. The improved and upgraded version of Go Mobile is expected to meet the needs of customers who are increasingly embracing digital banking. We are excited to continue innovating Go Mobile with a list of new features and enhancements available that we have planned for 2018. For non-retail consumers we have offered an internet banking platform for all segments covering SME to large corporate. Additionally, to penetrate growing demand, we launched a youth savings product, called the Indie Account, which targeted the growing segments of teenagers that like to express themselves.



Performance
Highlights



Management
Reports



Company
Profile



Management Discussion
and Analysis



Risk
Management

REPORT OF THE BOARD OF DIRECTORS

Maintaining our cost discipline

We also successfully managed operating costs, which increased by only 2.1%, lower than the inflation rate of 3.6%. This was achieved by applying efficiency measurement, simplifying working processes, maximizing effective use of proprietary premises for office space, reviewing branch office operations and re-aligning budgets for promotional and advertising campaigns, while also strongly encouraging development of our more efficient digital banking network and improving our alternative channels.

Focusing on risk management culture

We continue to put emphasis on building "Risk and Compliance" culture as we are putting significant KPI weightings for all units. The Bank has implemented Enterprise Wide Risk Management framework that guide our business activities and decision making processes. Conscious efforts have been taken to strengthen RCU (Risk Control Unit) and Quality Assurance roles in each function within the organization. The bank is committed to enhance and implement credit rating framework for all corporate and commercial clients. While focusing on improving our processes and strengthening our model within our credit factory, we do so in keeping the customer experience in mind through increasing turn-around-time.

Leveraging technology and digital platforms

We believe our sophisticated customers demand seamless and secure transactions. The '1Platform Kita Satu' program provides better customer experience across the branch and digital touchpoints and networks for all stakeholders and is expected to catapult us to the forefront of digital banking service.

The New Go Mobile offers various innovations, starting with the modern look of new user interface, finger-print login feature for a quick and easier access into the apps, 1 device 1 phone number feature for more secure access, share transaction receipt directly to the beneficiary via chat messenger apps such as WhatsApp, LINE, SMS, and e-mail, download account statements, promo codes to participate in Go Mobile marketing programs and many other innovations that make it easier to transact via their smartphones.

In keeping with our commitment to improving our customer experience, CIMB Niaga officially launched its latest addition to our Phone Banking 14041 facility in Yogyakarta, which offers numerous digital-based features -- from telephone to email, from social media and live chat to video banking.

Performance in 2017

Through the implementation of these strategic thrusts, we were able to seize numerous opportunities and address challenges throughout the year of 2017.

In terms of the profit and loss accounts, we recorded a total operating income of Rp15.7 trillion in 2017, up by 5.9%, or Rp872 billion, compared to 2016 at Rp14.9 trillion. This is mainly due to strong performance in Net Interest Income and in Non-Interest Income. Net Interest Income rose by 2.6% to Rp12.4 trillion from Rp12.1 trillion in previous year. Non-Interest Income meanwhile recorded a growth of 18.8% to Rp3.3 trillion, compared with Rp2.8 trillion in the previous year.



We did various of cross-selling initiatives involving relationship managers, telemarketing and digital channels, to increase the number of product holding per customer. As a result, at year-end 2017, average product holding was recorded at 1.7x. For customers in the mass market and preferred segment record a product holding of 3.2x and 4.6x, respectively.

As a result, we successfully recorded a consolidated net income of Rp3.0 trillion in 2017, an increase of 43.0% or amounted to Rp896 billion, compared to the net income in the previous year of Rp2.1 trillion. This achievement translated to Rp118.5 in earnings per share, an increase by 43.0% or amounted to Rp35.7 from Rp82.8 booked in the previous year.

In terms of balance sheet accounts, the Bank recorded a loan growth of 2.8% to Rp185.1 trillion with a non-performing loan (NPL) ratio of 3.7%, a 14bps improvement from last year. In line with developments in domestic economic conditions, the Bank will continue to control NPL levels by maintaining prudent credit distribution principles, exploring recovery activities and keeping considerations of asset quality as a top priority. We are optimistic that the implementation of our policies and strategies will further improve our asset quality in the future.

Meanwhile, in terms of third party funds, the Bank recorded a growth of 4.8% or Rp189.3 trillion compared to the previous year at Rp180.6 trillion. CIMB Niaga continues to improve its CASA ratio and recorded a growth of 8.4% to Rp.99.5 trillion. Time deposits also increased by 1.2% to Rp. 89.8 trillion. The Bank also recorded total assets in 2017 at Rp266.3 trillion, increased by 10.2% or Rp24.7 trillion, compared to the previous year at Rp241.6 trillion.

Overall, the achievements of CIMB Niaga throughout 2017 are the combined results of the hard work of all personnel and our steadfast commitment to serve customers from the heart.

Comparison of Targets and Achievements

In 2017, I am pleased to report that CIMB Niaga recorded a commendable performance. We have exceeded our profitability target and achieved a stronger capital position. Our PBT (Profit Before Taxes) grew 45.7% to Rp. 4.2 trillion; while Net Profit grew 43.0% exceeded the target of 30%. The Bank ended the 2017 with a much stronger capital position: a 64bps improvement on CAR (Capital Adequacy Ratio) to 18.60%. This achievement will put us on a stronger platform for 2018.

Challenges and Resolutions

The bank recorded a slower loan growth compare to the industry is a function of the softness of the industry and a reflection of bank's strategies. The decision to exit Micro segment business and auto-loan recalibration strategy put a downward pressure against bank's credit expansion plans; excluding the auto-loan segment, the bank would have recorded 4.3% loan growth in 2017.



Performance
Highlights



Management
Reports



Company
Profile



Management Discussion
and Analysis



Risk
Management

REPORT OF THE BOARD OF DIRECTORS

We have focused our efforts in improving our NPL ratio, and this has recorded early results of an improvement of 14bps; bringing our NPL ratio down to 3.75% in 2017. The bank is committed to improve the NPL ratio through taking an integrated plan to increase asset quality, continuous monitoring of NPL accounts, deploying early-warning system, restructuring, optimizing collection effort and focusing on collateral sales. We expect this hard work will yield further improvements for our NPL ratio in 2018.

Recent fintech disruptions that have swept Indonesia represent challenges as well as opportunities for the bank. We have witness the high level adoptions of innovations that change the way we do businesses and daily activities, affecting banking transaction at its core. Innovation is not a new mantra in CIMB Niaga. Being considered as a digital forerunner within the banking industry command us to stay innovative in our product offering and transform the internal processes to align banking capabilities with customer expectation. We continue to explore opportunities together with new emerging fintech player to reach and deepen banking relationships with our customers.

Analysis of Business Prospects

In 2018, global economic growth is expected to be slightly better than in 2017, with stable commodity prices and improve trading volumes. However, a number of global economic uncertainties remain amid in the backdrop of the positive prospect of a continuing global economic recovery. The risk stems from the normalization of monetary policies in a number of developed economies as well as geopolitical factors in some parts of the world. On the domestic side, domestic economic growth will

be supported by increasing economic activities, continuing government infrastructure development programs, and recovery in public consumption. Indonesia's economic growth in 2018 is expected to hit the 5.2% GDP growth rate. In Indonesia, the 2018 regional elections and preparation of the 2019 presidential election will offer both challenges and growth opportunities.

CIMB Niaga estimates that bank loans will grow by a modest growth rate. Ultimately, the growth of e-Commerce and the growth of MSME business are expected to open up more opportunities for banks to provide financing facilities.

As a response, we continue to implement our 5 pillars strategies: 1) Playing to our strengths, 2) Expanding our CASA (Current Account and Savings Account) franchise, 3) Maintaining our cost discipline, 4) Focusing on risk management culture, and 5) Leveraging technology and digital platforms.

AT THE FOREFRONT OF DIGITAL BANKING SERVICES

We continue to develop our information technology systems in order to support the Bank's business activities. This strategic movement is taken by CIMB Niaga as we foresee future economic direction on banking industry will be centered on digital technology services. The Bank has taken various IT initiatives which focus on digital banking services expansion with emphasis on branchless banking, heightened customer experience and digital sales proficiency, and enhancement of mobile banking system capability.



In 2017, we complemented our digital channel offerings foremost through launch of BizChannel@CIMB for Business, an internet banking solution offering a secure and convenient way to conduct banking transactions for business customers. This service added on the BizChannel@CIMB product-line, namely the BizChannel@CIMB for Enterprise dedicated to the corporate customers.

Meanwhile for individual customers, We have launched the new improved Go Mobile, a mobile banking service that gives retail customers easy access with a heightened security feature against social engineering. The upgrading and revitalization of these digital channels is expected to address the needs of customers who increasingly turn to digital banking, in line with our aspiration to become Indonesia's leading digital banking company.

HUMAN CAPITAL DEVELOPMENT

The Bank put employees as the key element as well as a strategic partner in achieving competitive advantage. Proper management of human capital is therefore one of the key pillars towards sustainable positive performance.

CIMB Niaga continuously and continually adjusted its human resource management and development strategy that enable the Bank to respond to any challenges and quickly adapt to market changes, particularly within the banking industry. In developing quality human resources in 2017, the Bank focus on four (4) key areas, comprising automation of HR services, building of internal talents, improving processes and organizational effectiveness across HR lines, and internalizing Core Values and a risk-conscious culture. Uplifting these 4 key elements is expected to make positive impacts on business growth and development as a whole.

Going forward, we will continuously strive to build professional, agile, high integrity human resources that are able to realize the Bank's Vision and Mission. This is being accomplished through the long-term HR development strategy, with detailed HR development on stages, priorities, and focuses.

CORPORATE GOVERNANCE

We believe that achieving good performance can be sustained over the long term and those targets in the Bank Business Plan can be achieved by the consistent implementation of Good Corporate Governance (GCG) practices. For more than 60 years, we have applied GCG principles in order to maintain harmonization and balance between the aspirations of the Bank and those of its stakeholders.

At CIMB Niaga, GCG provides direction and control for the Bank to stay aligned with the expectations of stakeholders, the requirements of law and regulations, the practice of business ethics, and the actualization of the Bank's core values. Best-practice GCG at CIMB Niaga refers to the four pillars of Corporate Governance, namely governance commitment, governance structure, governance process and governance outcome, representing the manifestation of CIMB Niaga's responsibility to its stakeholders, notably comprising customers, employees, shareholders, regulators and the general public. In addition, we are also guided by GCG principles as required by the OJK as generally applied in Indonesia, as well as the best practice according to the ASEAN Corporate Governance Score Card.

We always adhere to GCG principles in harmony with best practices that not only provide adequate protection and fair treatment to shareholders and other stakeholders, but more than that, encourage the Bank to create shareholder value to the maximum



Performance
Highlights



Management
Reports



Company
Profile



Management Discussion
and Analysis



Risk
Management

REPORT OF THE BOARD OF DIRECTORS

level. The Board of Commissioners, the Board of Directors and all employees are fully committed to implementing high standards in the application of GCG principles. These principles serve as a reference for decision making, performance optimization, prevention of conflict of interest, and increased accountability.

In recognition of the implementation of best practice corporate governance in CIMB Niaga in 2017, the Bank received a number of prestigious awards in the field of Corporate Governance including as 1st Winner of Private Finance Listed Category in Annual Report Award 2016, Best Overall on the 9th IICD Corporate Governance Award 2017, and Top 5 GCG Issues on Banking Sector at Indonesian Corporate Secretary Award 2017.

CORPORATE SOCIAL RESPONSIBILITY PROGRAMS

The successes of CIMB Niaga in conducting its business activities is not only determined by operational and financial performance, but is also supported by non-financial performance as can be seen on harmonious relationships with the community through the implementation of Corporate Social Responsibility programs. CIMB Niaga's CSR programs are focused on activities that have a significant impact on the welfare of the respective recipients.

In 2017, CIMB Niaga continued its CSR programs and activities through the four activity pillars of education, community development and empowerment, philanthropy, and the environment. In the field of education, we distributed scholarships to 912 students ranging from high school to the graduate level. We also encouraged the implementation of the Banking Finance Education and Literacy Program through the 'Ayo Menabung dan Berbagi' Program, Tour de Bank, Mini Banking Laboratory and Bourse Game Laboratory. In addition, we continued with the

One Million Book program, Training for Kindergarten/ Early Childhood Education Teachers program, and the provision of supporting educational facilities to schools throughout 2017.

On the pillar of community development and empowerment, one on-going activity is the Disabled Person Empowerment Program, which provides an opportunity for physically-challenged people to work in CIMB Niaga. In 2017, CIMB Niaga recruited 45 visually impaired individuals to work in Telesales Funding as well as 10 hearing impaired individuals to work in Phone Banking Social Media. In addition, we also included 20 people with disabilities in Information Technology Training.

In an effort to improve the welfare of the community as a reflection of the philanthropic pillar, CIMB Niaga contributed through various activities: a project in cooperation with the Embassy of the Republic of Indonesia in Kuala Lumpur for the provision and management of Rumah Kita Shelter, a temporary shelter for Indonesian Migrant Workers in Malaysia, donation for religious and social activities, organization of blood donor drives, and emergency relief aid in the handling of natural disasters.

In the environmental field, we consistently strived in efforts to preserve the environment by planting 10,000 Betung bamboo trees in Ngada, East Nusa Tenggara, and through the implementation of Smart Spending Policy.

Throughout 2017, we channeled a total of Rp15.8 billion in CSR funds. We are optimistic that CIMB Niaga's CSR activities will add value to our shareholders and other stakeholders, while contributing positively to CIMB Niaga's business growth due to CSR program initiatives undertaken in synergy with the Company's business strategy.



CHANGES IN BOD COMPOSITION

The Extraordinary General Meeting of Shareholders (EGMS) held on 24 August 2017, decided to change the composition of the Board of Directors. The EGMS appointed Rahardja Alimhamzah as Director. We would like to extend a warm welcome to Rahardja Alimhamzah, and we believe that with this appointment, CIMB Niaga can achieve higher growth and performance.

As at year-end 2017, the composition of the Board of Directors is as follows:

- President Director: Tigor M. Siahaan
- Director: Wan Razly Abdullah
- Director: Rita Mas'oen
- Director: Megawati Sutanto
- Director: Vera Handajani
- Director: John Simon
- Director: Lani Darmawan
- Director: Pandji P. Djajanegara
- Director: Hedy Lopian
- Compliance Director (Independent): Fransiska Oei
- Director: Rahardja Alimhamzah

APPRECIATION AND CLOSING WORDS

For closing, the Board of Directors would like to express the highest gratitude and appreciation to the Board of Commissioners for all advice, suggestions and recommendations given to the Board of Directors. I would also like to express the Board of Directors appreciation of CIMB Niaga's shareholders, customers and business partners, for their support, trust and cooperation that continues to this day.

Directors wish to express the highest gratitude and appreciation to all employees who have worked with dedication and compassion in carrying out their respective duties and responsibilities and support the efforts to realize the Bank's Vision, Mission and Business Plans tirelessly hand in hand. To all the other stakeholders whom we can not possibly mention all individually here, I wish to thank for their consistent cooperation so that CIMB Niaga can achieve its business targets and sustain its growth momentum.

Together, let us realize CIMB Niaga's Vision to Be a Leading ASEAN Company.

Step Forward, Dream Bigger

26 March 2018

Tigor M. Siahaan
President Director



Performance Highlights



Management Reports



Company Profile



Management Discussion and Analysis



Risk Management

➤ Board of Directors



seated from left to right

➤ **Tigor M. Siahaan**
President Director

➤ **Fransiska Oei**
Director of Compliance, Corporate Affairs & Legal

➤ **Pandji P. Djanegara**
Director of Sharia Banking



Supporting Business Review



Corporate Governance Report



Corporate Social Responsibility



Others Corporate Data



Consolidated Financial Report



standing form left to right

➤ **Lani Darmawan**
Director of Consumer Banking

➤ **Megawati Sutanto**
Director of Credit

➤ **John Simon**
Director of Treasury & Capital Market

➤ **Hedy Lopian**
Director of Human Resources

➤ **Vera Handajani**
Director of Risk Management

➤ **Rahardja Alimhamzah**
Director of Business Banking

➤ **Wan Razly Abdullah**
Director of Strategy and Finance

➤ **Rita Mas'Oen**
Director of Operations & Information Technology



Performance
Highlights



Management
Reports



Company
Profile



Management Discussion
and Analysis



Risk
Management

➤ Report from the Sharia Supervisory Board

Bismillaahirrahmaanirrahim,

With the words, Alhamdu lillahi Rabbil 'Alamin, let us give praise and thanks to Allah Ta'ala for all the grace and blessings bestowed upon us. Salutations and greetings also to the Prophet Muhammad SAW, his family and friends.

Throughout 2017, the Sharia Supervisory Board (SSB) of the CIMB Niaga Sharia Business Unit (SBU) performed its duties and responsibilities in providing supervision, as well as advice and recommendations concerning the activities of CIMB Niaga SBU. We have also ensured that all areas of the business have complied, at all times, with the sharia principles based on the Fatwa of the National Sharia Council and the Indonesia Ulama Council (DSN-MUI). We performed these duties with the full support and cooperation of the management and staff of CIMB Niaga, as well as with support from the CIMB Group.

The Board conducted, among other activities, regular supervision of the business unit, as well as reviews on product, policy and procedure proposals, or other issues related to the fulfillment of sharia principles, that needed the opinion of the SSB. On the basis of our supervision carried out throughout 2017, the SSB is of the opinion that transactions performed by CIMB Niaga SBU in the form of financing, deposit taking, services, including capital market custodian, and initiatives in product development and other innovations, complied with the requirements of the authorities as regulated in the relevant POJK/PBI and SEOJK/SEBI, as well as the sharia requirements contained in the Fatwa of the DSN-MUI, opinions of the SSB, and the Bank's General Policy on Sharia Compliance.

In summary, we can report that in 2017, CIMB Niaga SBU achieved outstanding results. The excellent

performance of CIMB Niaga SBU in 2017 was evident from a number of indicators, such as the growth of total assets by approximately 80%, from Rp12.8 trillion to Rp23 trillion, the growth of total funding by approximately 84%, from Rp10.6 trillion to Rp19.5 trillion, and the growth in total financing by approximately 63%, from Rp10.2 trillion to Rp16.7 trillion. As a result of these achievements, our profit before tax (PBT) grew by 61% to Rp491 billion, from Rp305 billion in 2016. We also managed to improve the performance of non performing financing (NPF) from 1.2% in 2016 to 0.9% in 2017. All these achievements have made us more confident and optimistic about our ability to improve the performance of sharia-based business at CIMB Niaga.

On this occasion, the SSB would like to extend its highest appreciation and thanks for the support given by the management to CIMB Niaga SBU in 2017. We would also like to encourage the Management to be faithful in the conduct of business activities by always complying with sharia principles. We believe that strong intentions accompanied by sincerity in work obligations will lead CIMB Niaga SBU to grow, and serve the Indonesian people from the heart at all times.

We continue to work and encourage the management of CIMB Niaga SBU to keep working with vigor and dedication by maintaining Sharia Compliance so that the expectations and targets set for the coming year can be achieved.

In closing, let us pray, may Allahu Ta'ala always provide convenience, ease, and blessings for us all, so that we can maintain our success, both in the world and in the afterlife. Amin yaa Rabbal 'Aalamin.

On behalf of the Sharia Supervisory Board
Prof. Dr. M. Quraish Shihab, MA
Chairman of the Sharia Supervisory Board



Supporting Business Review



Corporate Governance Report



Corporate Social Responsibility



Others Corporate Data



Consolidated Financial Report

from left to right

▶ **Dr. Yulizar Djamaludin Sanrego, M.EC.**
Member

▶ **Prof. Dr. M. Quraish Shihab, MA**
Chairman

▶ **Prof. Dr. Fathurrahman Djamil, MA**
Member



Responsibility of Annual Reporting

Board of Commissioners Statement of Responsibility for 2017 Annual Report PT Bank CIMB Niaga Tbk

We, the undersigned, testify that all information contained in the 2017 Annual Report of PT Bank CIMB Niaga Tbk has been presented in its entirety, and that we assume fully responsibility for the accuracy of the contents of the Annual Report of PT Bank CIMB Niaga Tbk.

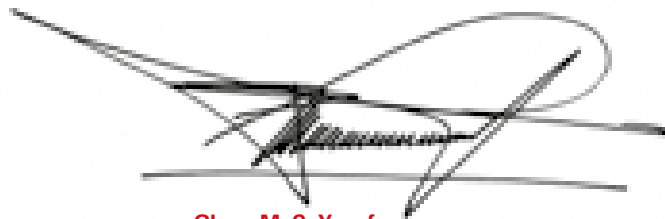
This statement is hereby made in all truthfulness.

Jakarta, 26 March 2018

The undersigned



Dato' Sri Nazir Razak
President Commissioner



Glenn M. S. Yusuf
Vice President Commissioner



Zulkifli M. Ali
Independent Commissioner



Pri Notowidigdo
Independent Commissioner



Armida S. Alisjahbana
Independent Commissioner



Jeffrey Kairupan
Independent Commissioner



David Richard Thomas
Commissioner



Ahmad Zulqarnain Onn^{*)}
Commissioner

*) resigned effective since the closing of EGMS on 24 August 2017



Responsibility of Annual Reporting

Board of Directors Statement of Responsibility for 2017 Annual Report PT Bank CIMB Niaga Tbk

We, the undersigned, testify that all information contained in the 2017 Annual Report of PT Bank CIMB Niaga Tbk has been presented in its entirety, and that we assume fully responsibility for the accuracy of the contents of the Annual Report of PT Bank CIMB Niaga Tbk.

This statement is hereby made in all truthfulness.

Jakarta, 26 March 2018

The undersigned

Tigor M. Siahaan
President Director

Wan Razly Abdullah
Director

Rita Mas'Oen
Director

Megawati Sutanto
Director

Vera Handajani
Director

John Simon
Director

Lani Darmawan
Director

Pandji P. Djajanegara
Director

Hedy Lopian
Director

Fransiska Oei
Director

Rahardja Alimhamzah *)
Director

*) effectively serves since the closing of EGMS on 24 August 2017



Batik Kawung

Batik Kawung is one of the oldest batik pattern, and once the prerogative of the royal families of Yogyakarta Sultanate. The four-sided geometrical pattern symbolizes self-control, clean conscience and a purity of heart.

「 HAVING **PRIVILEGE** IS HAVING
THE FREEDOM TO CHOOSE 」





Performance
Highlights



Management
Reports



Company
Profile



Management Discussion
and Analysis



Risk
Management

► Company Profile

Table of Contents

76	General Company Information
78	CIMB Niaga at A Glance
82	Milestones
84	Organization Structure
87	Vision and Mission
88	Corporate Culture
89	Core Values
90	Company's Identity
91	Products and Services
94	Corporate Group Structure
95	Cimb Group Profile (Parent Company)
96	Profil CIMB Niaga Auto Finance (Subsidiary)
97	Subsidiary and Joint Ventures
98	Area of Operations or Network Scheme
100	Board of Commissioners Profiles
105	Board of Directors Profiles
111	Sharia Supervisory Board's Profiles





Supporting Business
Review



Corporate Governance
Report



Corporate Social
Responsibility



Others
Corporate Data



Consolidated
Financial Report

-
- 112** Information on Management Changes After the End of the Fiscal Year
 - 113** Employees & Competency Development Statistics
 - 115** Shareholder Composition
 - 117** Number of Shareholders & Percentages Based on Classification
 - 117** Development of Capital Structure and Number of Outstanding Shares in the Last Five Years
 - 118** History of Shares Issued and Listing
 - 119** Chronology of Other Securities Listings
 - 120** List of Business Partnerships
 - 120** Capital Market Supporting Institutions and Professionals
 - 121** Periodic Services of Capital Market Supporting Institutions & Professionals in 2017
 - 121** Data Access and Corporate Information
 - 121** Information on the Company Website
 - 121** Education and Training for the Board of Commissioners, Board of Directors, Committees, Corporate Secretary and Internal Audit





➤ General Company Information



Company Name

PT Bank CIMB Niaga Tbk



Line of Business

Banking



Date of Establishment

26 September 1955



Legal Basis of Establishment

Deed of Establishment No. 90 by Raden Meester Sowewandi, Notary in Jakarta, on 26 September 1955, amended by virtue of Deed No. 9 dated 4 November 1955. Deed of Establishment is endorsed with Decision of Justice Minister of the Republic of Indonesia (now Minister of Justice and Human Rights) No. J.A.5/110/15 dated 1 December 1955, State Gazette No. 71 dated 4 September 1956, State Gazette Supplement No. 729/1956.



Authorized Capital

Rp2,900,000,000,000 or 50,886,460,336 shares, consisting of Class A shares at Rp359,269,680,000 of 71,853,936 shares at a nominal value of Rp5,000 per share; and Class B shares at Rp2,540,730,320,000 or 50,814,606,400 shares at a nominal value of Rp50 per share.



Issued and Fully Paid Capital

Rp1,612,257,325,350 or 25,131,606,843 shares consisting of Class A at Rp359,269,680,000 or 71,853,936 shares at a nominal value of Rp5,000 per share, and Class B at Rp1,252,987,645,350 or 25,059,752,907 shares at a nominal of Rp50 per share.



Stock Exchange

Indonesia Stock Exchange



Stock Listing

29 November 1989



Stocks and Bonds Code

BNGA



2017 Shareholder Composition

- CIMB Group Sdn Bhd 91.48%
- PT Commerce Kapital 1.02%
- Public Shareholders (<5%) 7.50%



Change of Name

On 26 September 1955, the Company was established under the name of PT Bank Niaga, and upon becoming a Public Company by adjusting to Law No. 40 Year 2007 on Public Companies, changed the name to PT Bank CIMB Niaga Tbk in 2008.



Supporting Business
Review



Corporate Governance
Report



Corporate Social
Responsibility



Others
Corporate Data



Consolidated
Financial Report



ISIN Code

ID1000098007



SWIFT Code

BNIAIDJA



Merger History

In 1973 Bank Niaga merged with PT Bank Agung, and in 1978 with PT Bank Tabungan Bandung, and in 1983 with PT Bank Amerta, and in 2008 with PT Bank Lippo Tbk.



Address of Head Office

Graha CIMB Niaga,
Jl. Jend Sudirman Kav. 58
Jakarta 12190, Indonesia
Tel : (+62-21) 250 5252, 250 5353
Fax : (+62-21) 250 5205
Website : www.cimbniaga.com
Corporate Secretary :
corporate.secretary@cimbniaga.co.id
Investor Relations :
Investor.relations@cimbniaga.co.id



Subsidiaries' Data

PT CIMB Niaga Auto Finance,
Line of Business: Consumer Financing

Menara Sentraya lantai 28
Jalan Iskandarsyah Raya No.1A
Jakarta Selatan 12160
Tel : (+62-21) 27881800
Call center : 0804-1-090909
Email : info@cnaf.co.id
Website : www.cnaf.co.id



2017 Office Network

As of 31 December 2017, CIMB Niaga had 542 branch offices consisting of conventional, sharia, and micro branch offices. Addresses of branches can be found on the Branch Network List section in this Annual Report.



Total Employees in 2017

12,782 employees



Total Assets in 2017

Rp266 trillion



Performance
Highlights



Management
Reports



Company
Profile



Management Discussion
and Analysis



Risk
Management

➤ CIMB Niaga at A Glance



Icon - Gedung Wisma Global, Medan

BRIEF HISTORY OF ESTABLISHMENT

CIMB Niaga was established based on Deed of Company Establishment No. 90 made in the presence of Raden Meester Soewandi, Notary in Jakarta dated 26 September 1955 and amended by deed of the same Notary No. 9 dated 4 November 1955. These Deeds of Establishment have been approved by the Minister of Justice of the Republic of Indonesia (now Minister of Justice and Human Rights) with Decision No. J.A.5 / 110/15 dated 1 December 1955 and published in the State Gazette of the Republic of Indonesia No. 71 dated 4 September 1956, the Official Gazette No. 729/1956.

Based on the Deed No. 38 dated 28 May 2008, made by Dr. Amrul Partomuan Pohan, SH, LLM, the company name was changed from PT Bank Niaga Tbk to PT Bank CIMB Niaga Tbk. The name change was approved by the Minister of Justice and Human Rights of the Republic of Indonesia through its Letter No. AHU-32968.AH.01.02 2008 dated June 13, 2008 and the Decision of the Governor of Bank Indonesia No. 10/56/KEP.GBI/2008 dated 22 July 2008.

CIMB Niaga has obtained the license as commercial bank, forex bank, and sharia bank, based on Ministry of Finance of the Republic of Indonesia Decision





No. 249544/U.M.II dated 11 November 1955, Board of Directors of Bank Indonesia Decision No. 7/116/Kep/Dir/UD dated 22 November 1974, and Bank Indonesia Governor Decision No. 6/71/KEP.GBI.2004 dated 16 September 2004.

Regarding the approval from Bank Indonesia (now managed by the Finance Services Authority, OJK) on the merger plan of Lippo Bank into Bank CIMB Niaga through the Bank Indonesia Governor Decision No. 10/66/KEP.GBI/2008 dated 15 October 2008 on "Approval of the Merger of PT Bank Lippo Tbk into PT Bank CIMB Niaga Tbk", as well as the Ministry of Justice and Human Rights of the Republic of Indonesia Letter No. AHU/AH.01.10-22669 dated 22 October 2008, the merger is in effect since 1 November 2008. The

statement of the effective merger obtained notification from Bapepam-LK (now OJK) through Letter No. S-4217/BL/2008 dated 30 June 2008. The effective date of the merger with Bank Lippo was as of 1 November 2008 based on Deed No. 9 dated 16 October 2008 made before Notary Dr. Amrul Partomuan Pohan, SH, LLM, Notary in Jakarta.

Since its establishment, CIMB Niaga has therefore undergone four (4) mergers, namely:

- On 22 October 1973 with PT Bank Agung;
- On 30 November 1978 with PT Bank Tabungan Bandung;
- On 17 October 1983 with PT Bank Amerta; and
- On 1 November 2008, with PT Bank Lippo Tbk.

Brief History of Changes in Corporate Name

Date	Corporate Name Change	Effective Date of Corporate Name Change	Basis of Establishment
26 September 1955	PT Bank Niaga Tbk into PT Bank CIMB Niaga Tbk	13 June 2008	Ministry of Justice and Human Rights of the Republic of Indonesia Letter No. AHU-32968.AH.01.02 dated 13 June 2008 Bank Indonesia Governor Decision No. 10/56 / KEP. GBI / 2008 dated 22 July 2008

Triggered by Bank Indonesia's policy on single presence, the majority shareholder of Bank Niaga and LippoBank decided to merge as the best option for the interest of all stakeholders. Accordingly, during the Bank's Extraordinary GMS on 28 May 2008, the EGMS resolved to change of name into PT Bank CIMB Niaga Tbk. With the value and spirit of always thinking and stepping forward as displayed in the logo of CIMB Niaga, the synergy and business combination among Bank Niaga, LippoBank and CIMB Group are expected to provide the best results for a better future.

CIMB NIAGA AT A GLANCE

Established under the name of Bank Niaga, the Bank's main focus is to build core values and professionalism in the Indonesian banking industry. Over time, Bank Niaga became well-known as a trusted provider of quality products and services. In 1987, Bank Niaga became the first bank in Indonesia to launch banking transaction services through Automatic Teller Machines (ATM).

Bank Niaga became a listed company on Jakarta Stock Exchange and Surabaya Stock Exchange (now the Indonesia Stock Exchange / IDX) in 1989. In 2002, CIMB Group Holdings Berhad (CIMB Group Holdings) acquired its majority ownership in Bank Niaga from Indonesian Bank Restructuring Agency (IBRA). In a separate transaction, Khazanah, the majority shareholder of CIMB Group Holdings Berhad, acquired majority ownership of LippoBank on 30 September 2005. In 2007, the total shareholding was transferred to CIMB Group as part of an internal reorganization to consolidate the activities of all CIMB Group subsidiaries with a universal banking platform. The majority of CIMB Niaga's 92.5% shareholding is directly and indirectly owned by CIMB Group Sdn Bhd, which is the fifth largest universal banking group in ASEAN with a wide regional network in Malaysia, Singapore, Thailand and Cambodia.



Performance
Highlights



Management
Reports



Company
Profile



Management Discussion
and Analysis



Risk
Management

CIMB NIAGA AT A GLANCE

As the controlling shareholder of Bank Niaga (through CIMB Group) and LippoBank, since 2007 Khazanah had been considering merger as a measure to be taken in order to comply with the Single Presence Policy (SPP) policy stipulated by Bank Indonesia. This is the first merger in Indonesia related to SPP policy. In 2008, Bank Niaga changed its name to Bank CIMB Niaga.

This merger was a monumental step in the banking sector in Southeast Asia and provides CIMB Niaga the advantage of connectivity into the ASEAN regional network through CIMB Group. As of the end of 2017, CIMB Niaga is the fifth largest bank in Indonesia with total assets of Rp266 trillion with market capitalization of Rp34 trillion. This achievement has successfully placed CIMB Niaga within the category of BUKU 4 with minimum core capital of Rp30 trillion.

CIMB Niaga provides a wide range of comprehensive and innovative products and services ranging from consumer banking; Micro, Small and Medium (MSME) banking; commercial banking; and corporate banking, supported by Treasury and Transaction Banking capabilities and a powerful network of branchless banking. CIMB Niaga offers commercial and sharia products and services through the CIMB Niaga Sharia Business Unit.

One of the advantages of CIMB Niaga is its Transaction Banking capability, which offers a variety of products and services as well as comprehensive solutions for companies to manage their domestic and cross border financial operations and transactions. Those solutions include Cash Management, Remittance, Trade Finance and Value Chain. With internet banking features such as BizChannel@CIMB for the corporate market, corporate customers are provided with convenient access to process a wide variety of payment transactions and also purchase foreign currency online, without having to go to a CIMB Niaga branch office. These capabilities led CIMB Niaga to win several prestigious awards in the field of transaction banking and FX, as the best cash management bank, best trade finance bank and the Leading FX Provider in Indonesia.

CIMB Niaga's Cash Management is capable of delivering innovative products and services that meet the needs of its customers with the support of strong IT infrastructure to maintain excellent security, stability and service levels for our customers. CIMB Niaga Trade Finance is supported by trade desks throughout Indonesia in order to reach all of our customers. With the support of CIMB Group, trade finance services are also capable of providing competitive services and gaining its very strong position in ASEAN.

In the remittance business, CIMB Niaga services can be accessed through 542 branch offices and also through branchless banking. Through collaboration with many local and foreign financial institutions, CIMB Niaga's cross-border remittance service provides more than 130 foreign currencies with same-day service capability for several major currencies, and is also supported by competitive rates and dedicated client service.

Throughout 2017, CIMB Niaga continues to develop branchless banking by optimizing the utilization of cutting-edge technology with emphasis on the customer experience as a differentiator, this is done to realize the vision of making CIMB Niaga a leader in digital banking services. Thus, CIMB Niaga bank has become one of the most complete banks in providing digital banking services for customers in the national banking industry

Branchless banking services currently available include Phone Banking service 14041, Preferred Phone Banking 1 500 800, Go Mobile banking, CIMB Clicks internet banking, Digital Lounge and Mobile Account (Rekening Ponsel). Mobile Account is an innovative service that allows customers to transfer to a mobile number without having a bank account. CIMB Niaga is the first bank in Indonesia to have such a product and service.



Supporting Business
Review



Corporate Governance
Report



Corporate Social
Responsibility



Others
Corporate Data



Consolidated
Financial Report

In addition, CIMB Niaga customers can also access various national and regional ATMs through the Prima network, ATM Bersama, Cirrus, VISA, and MEPS networks. These are aimed at providing customers with flexibility and convenience to make transactions through ATMs both in Indonesia and in ASEAN.

As a leading bank in the adoption of information technology, CIMB Niaga launched the Wave n Go Credit Card. This is the first credit card in Indonesia with a unique credit card design equipped with contactless payment technology. With CIMB Niaga Wave n Go, card holders only need to “wave” their cards near to the contactless EDC (Electronic Data Capture) machines for easy and practical transactions.

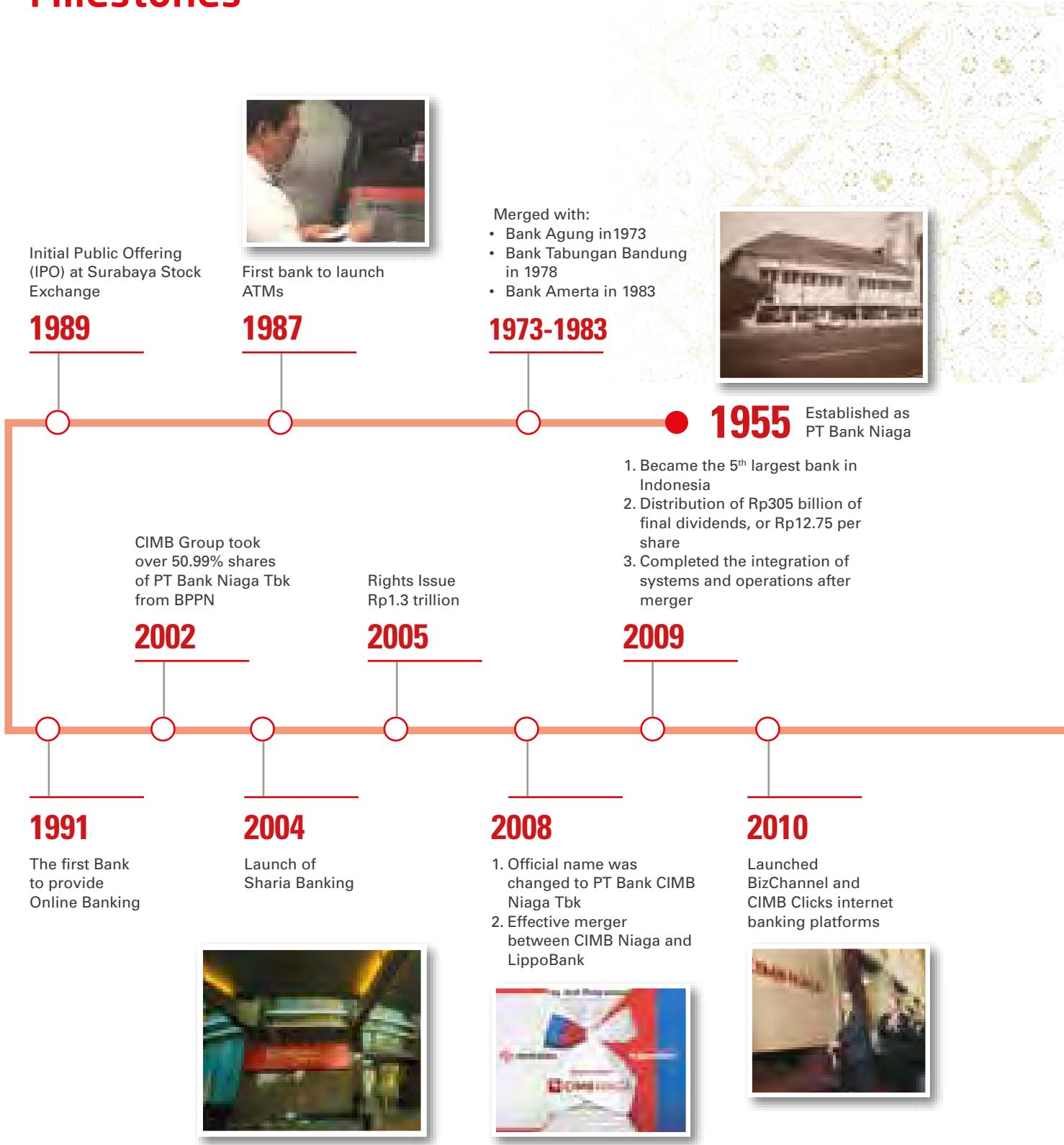
In 2017, CIMB Niaga also launched The New Go Mobile, its mobile banking offering that provides a convenient way for customers to conduct transactions via their smart phones, anytime and anywhere. The expanded features of The New Go Mobile are designed to meet the needs of today’s banking customers who increasingly prefer the digital way of banking, as well as suited to CIMB Niaga’s aspiration to become the leading digital banking institution in Indonesia.


CIMB Niaga is committed to provide positive end-to-end customer experience at all times and in all service platform, including the Go Mobile. With the “Forward” brand promise, CIMB Niaga is on hand to support its customers in all aspects and stages of life to move forward to reach their goals and dreams. No more no, just Go Mobile. With one Go Mobile apps, enabling fast and secure transactions, anywhere, at anytime, cashless and cardless.

Supported by 542 branch offices, 4,500 ATMs, 174 Multi-Function Devices / MFD, 683 Cash Deposit & Recycle Machines, and 12,782 employees all over Indonesia, CIMB Niaga is confident to be continually growing as the best and leading provider of banking services for the community.




Milestones





- 1. Launched new mobile banking platform - Go Mobile
- 2. Relaunch of Phone Banking service 14041 and Preferred Phone Banking 1 500 800 with various exclusive features

2012



Launch of the first online TD opening in Indonesia through CIMB Clicks

2014

- 1. Implementation of "Core Banking System" using one platform (1P") scheme
- 2. Launch of Visa Credit Card Pay Wave Card and sticker (contactless)

2016

2013

- 1. Launch of Digital Lounge
- 2. Launch of Rekening Ponsel
- 3. Launch of Poin Xtra
- 4. Launched Net Banking - online account opening

2015

Launch of MMQ Home Financing – Sharia Home Financing with floating rate

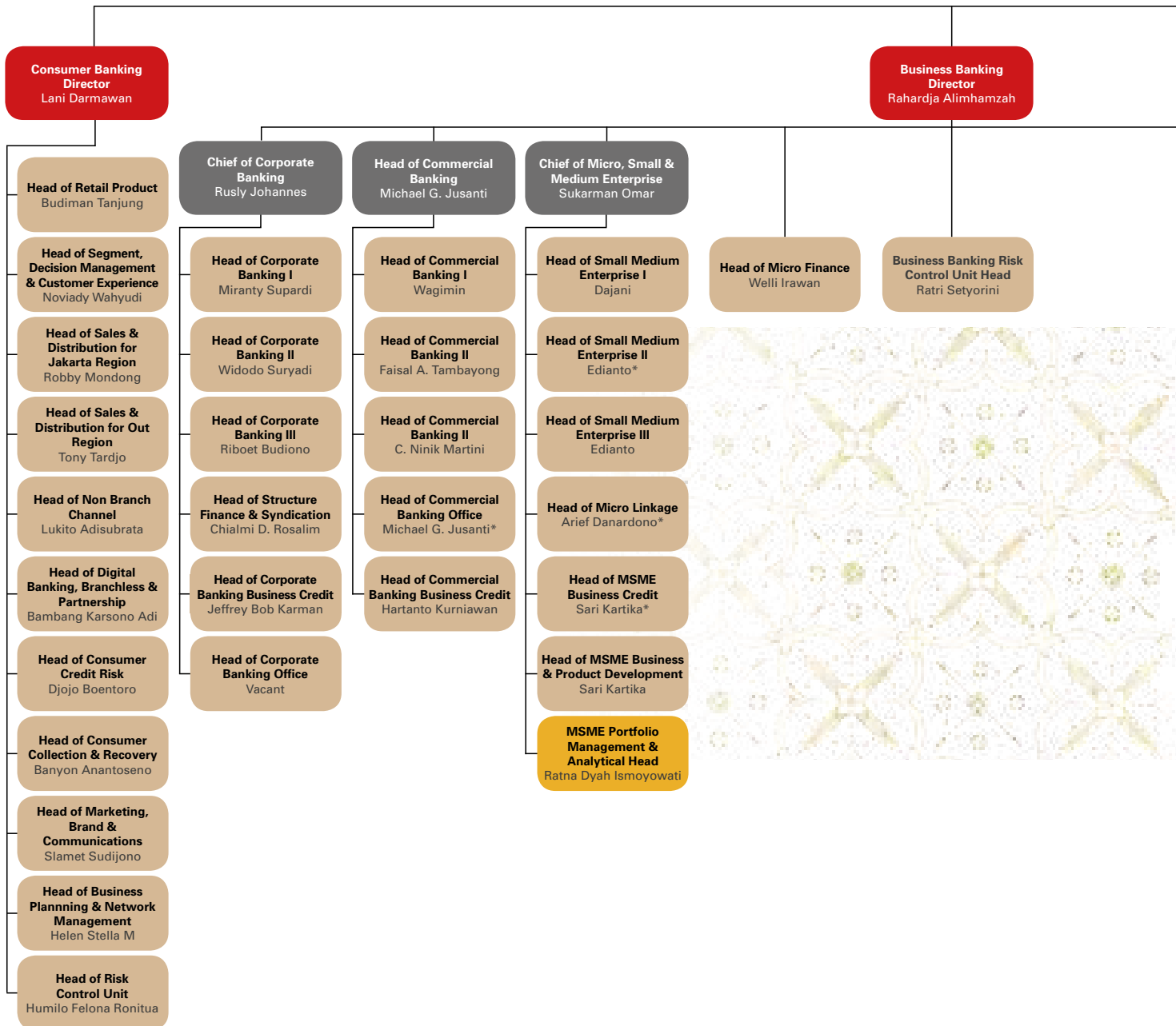


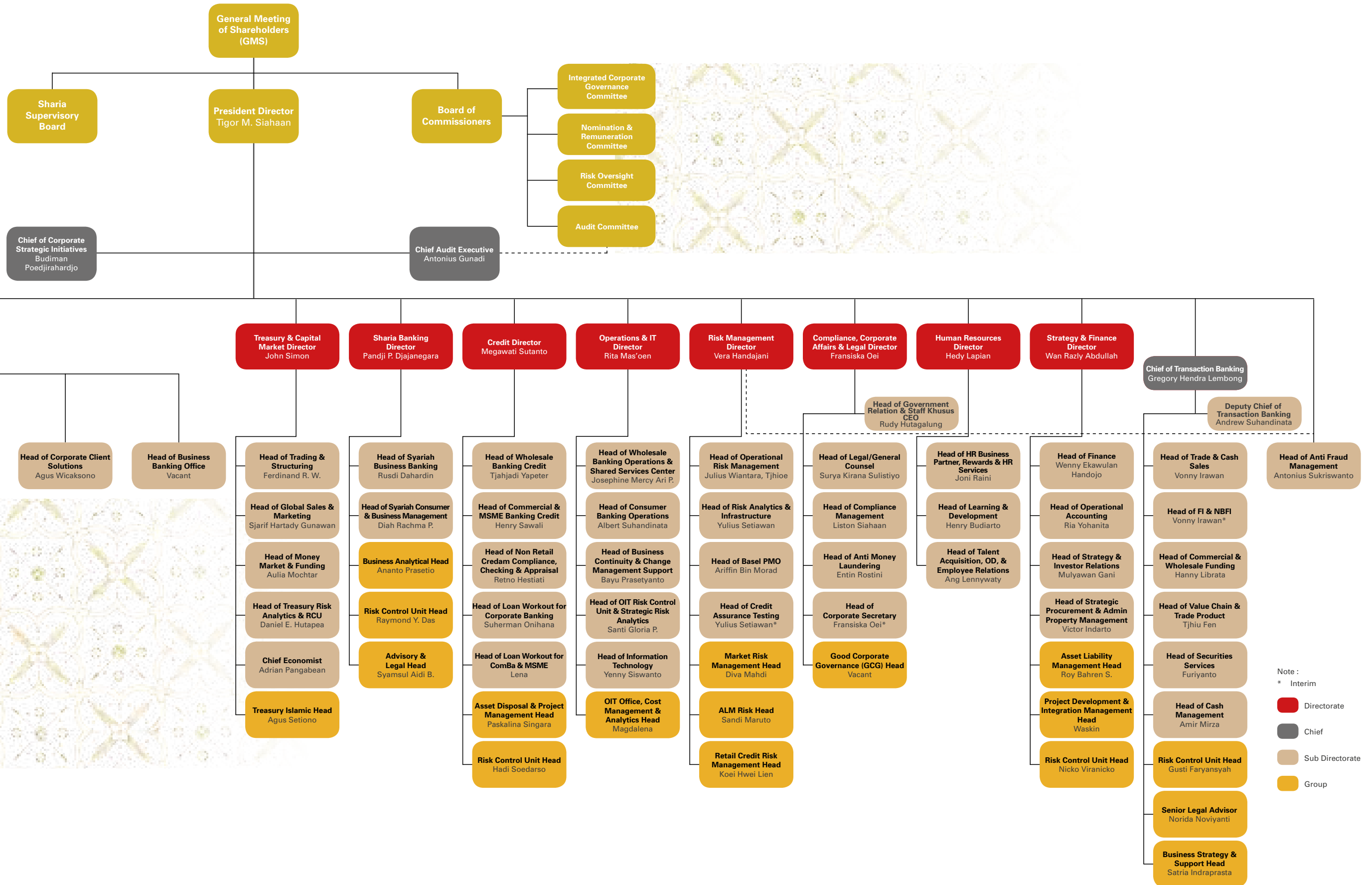
2017

- 1. Bank status promoted to BUKU 4 Bank by OJK, the highest classification for banks
- 2. Established 2nd call center in Yogyakarta
- 3. Launched Indie account savings product
- 4. Released BizChannel@CIMB for Business
- 5. Launched new go-mobile service




Organization Structure





➤ Vision and Mission



To Be The Leading **ASEAN** Company

Mission

To provide universal banking services in Indonesia as a high-performing, institutionalized and integrated company located in ASEAN and key markets beyond, and to champion the acceleration of ASEAN integration and the region’s links to the rest of the world

“The Company’s Vision, Mission and Core Values have been effective since 1 January 2015, as previously approved by the Board of Directors on 14 October 2014 and by the Board of Commissioners on 31 October 2014. Latest review and re-evaluation on Vision, Mission, including Core Values of CIMB Niaga was conducted by Management on 21 October 2017.”

➤ Corporate Culture




3 Critical Behaviors



Work hard to satisfy customers



Mutual respect, open-minded and cooperative



Mutual respect for each other’s efforts and support one another



➤ Core Values

C
H
E
S
S

Customer-centric

We exist to serve our customers and we sell products and services that our customers understand and value,

High Performance

We work hard and we work strategically for customers, staff and other stakeholders,

Enabling People

We empower and align our people to innovate and deliver value in their workplaces as well as for the community they serve,

Strength in Diversity

We have respect for different cultures, we value varied perspectives and we recognise diversity as a source of strength,

Integrity

We are honest, respectful and professional in everything we do because integrity is the founding value of CIMB.

➤ Company's Identity

Logomark

Logotype



Logo

The official logo of CIMB Niaga consists of 2 main elements, namely the logomark and the logotype, the two elements of which being an integral logo, not to be separated. The CIMB Niaga logo was explicitly designed to capture the Company's identity and values.

Separately, the two elements have the following meanings:

- Logomark, the logo symbol, is an arrow motif formed with a square graphic. This symbol describes the values and spirit of the Company to always think and move to be a leader.

- Logotype serves to strengthen the logomark as a descriptive word. All logotypes have the initialized 'CIMB' prefix as well as the "Niaga" suffix. To ensure quality and consistency, the official logo of CIMB Niaga can not be changed or modified.

To ensure its quality and consistency, CIMB Niaga's official logo should not be changed or modified.



► Products and Services

Business Activities Pursuant to Articles of Association

Pursuant to the Articles of Association, article 3 paragraph 3.2, CIMB Niaga conducts the following major business activities as follows:

- a. Funding from the community in the form of deposits, including demand deposits, term deposits, certificate of deposits, savings and/or equal forms;
- b. Lending;
- c. Issue certificates of indebtedness;
- d. Purchase, sell, or collateralize at its own risk or for the benefit and at the request of its customers:
 - i. Promissory notes including those accepted by banks with validity period no longer than the customary commercial instruments;
 - ii. Certificates of indebtedness and other commercial paper with validity periods no longer than the customary commercial instruments;
 - iii. State treasury notes and government guarantee instruments;
 - iv. Bank Indonesia Certificates (SBI);
 - v. Bonds;
 - vi. Commercial paper valid up to 1 (one) year pursuant to prevailing laws and regulations;
 - vii. Other commercial instruments valid up to 1 (one) year, pursuant to prevailing laws and regulations;
- e. Transfer money for its own interest or for the interest of the Bank's customers;
- f. Place funds in, borrow from, or lend to other banks using notes, telecommunication means, sight drafts, checks, or any other means;
- g. Accept payment from commercial paper and perform calculation with or among third parties;
- h. Provide storage for the safekeeping of goods and commercial paper;
- i. Perform depository activities for the interest of other parties or on the basis of contract;
- j. Place funds from a customer to another in the form of commercial paper not listed on stock exchanges;

- k. Perform factoring activities, credit card businesses, and trusteeship activities;
- l. Perform activities in foreign exchange in compliance with the requirements stipulated by Bank Indonesia;
- m. Perform sharia-compliant banking activities;
- n. Perform marketing agency activities for nonbanking products such as insurance, mutual funds, government bonds, or others pursuant to the regulations;

To support the Bank's primary business activities, the Bank may perform the following supplementary activities:

- a. Purchase from auction or others, collateral either wholly or partially should a debtor default on an obligation to the Bank, under the condition that the purchased collaterals are required to be immediately disbursed;
- b. Perform capital investment in a bank or other financial institution, such as leasing, joint venture, consumer financing, securities, or insurance companies, or in a clearing house and underwriting, and settlement and depository agency accordance with Bank Indonesia regulations;
- c. Perform temporary capital investments to manage the consequences of default, or sharia-based financing default, under the condition that the investment shall be withdrawn in compliance with Bank Indonesia regulations;
- d. Act as pension fund founder and pension fund manager pursuant to pension fund rules and regulations;
- e. Perform other supporting activities to sustain the Bank's primary business activities as commonly performed by a bank as long as they are not against the laws and regulations.



PRODUCTS AND SERVICES

Business Activities Conducted in 2017

As of 31 December 2017, CIMB Niaga conducted all of the business activities set forth in the most recent Articles of Association.

CIMB Niaga Products and Services

Saving Products

- CIMB Niaga Xtra Savings
- Xtra Valas Savings
- Xtra Payroll Savings
- CIMB Junior Savings
- Education Savings
- Education Xtra Savings
- Business Savings
- Mapan Savings
- Mapan Hadiah Savings
- TabunganKu
- CIMB Niaga AirAsia Savers
- CIMB Preferred Account
- CIMB Niaga Private Banking Account
- Power Deposit
- Xtra Deposit
- Time Deposit
- Current Account (Rupiah/Foreign Currency)
- ON Account Powered by XL

Electronic Access Facilities

- Debit Card
- ATM
- Phone Banking 14041
- Preferred Phone Banking 1500 800
- CDM (Cash Deposit Machine)
- Go Mobile
- CIMB Clicks
- BizChannel
- Account Balance Consolidation
- eMFTS (Electronic Mass Fund Transfer System)
- e-Chain
- e-Notification
- e-Statement
- e-Tax Payment
- Self Service Terminal (SST)
- Fax Statement
- Cash & Cheque Pick-up
- Virtual Account
- Mobile Phone Bank Account

- Video Banking
- Digital Lounge
- Domestic and Foreign Transfer
- Mobile Phone Payment and Voucher Purchase
- Virtual Card Number (VCN)
- Opening Account and Time Deposit Online
- Mass and Scheduled Transactions

Individual Loans

- Mortgage
- Auto Loan
- Xtra Dana (Personal Loan)
- Auto Loan (Joint Financing)
- Credit Card
- Corporate Credit Card

Business, Treasury and Corporate Banking

- Trustee & Agency Services
- Custodian Services
- Syndicated Loan
- Payment Bank
- Intraday
- Bank Guarantee
- Working Capital Loan
- Investment Credit
- Small and Medium Enterprise Credit
- Partnership (Linkage Program)
- Value Chain - Distributor/Dealer/Agent Financing
- Supplier Financing
- Trade Financing
- Warehouse Financing
- Factoring
- Tender or Bid Bond
- Performance Bond
- Retention Bond
- Payment Bond
- Advance Payment Bond
- Counter Guarantee
- Shipping Guarantee
- Standby Letter of Credit
- Custom Bond
- Bapeksta Bond
- Issuance of Letter of Credit – Sight Usance
- SKBDN Issuance (Local Letter of Credit)
- Inward Documentary Collection - D/P and D/A
- Usance Payable At Sight (UPAS)
- Post Import Financing/Trust receipt
- Import Tax - PIB/PIBT



- Continuation of Letter of Credit Export
- Transfer Letter of Credit
- Negotiation of Export Letter of Credit with Facilities
- Negotiation of Export Letter of Credit without Facilities
- Outward Documentary Collections - D/P and D/A
- Pre and Post Export Financing
- Market Linked Deposit
- FX Today/Tom/Spot
- FX Forward
- FX Swap
- Bank Notes
- Interest rate Swap
- Cross Currency Swap
- FX Call Option
- SWAP Depo
- FX Put Option
- Repo/Reverse Repo
- Par Forward
- Negotiable Certificate of Deposit
- Bonds
- Interest rate futures
- Strike Currency

CIMB Niaga Sharia

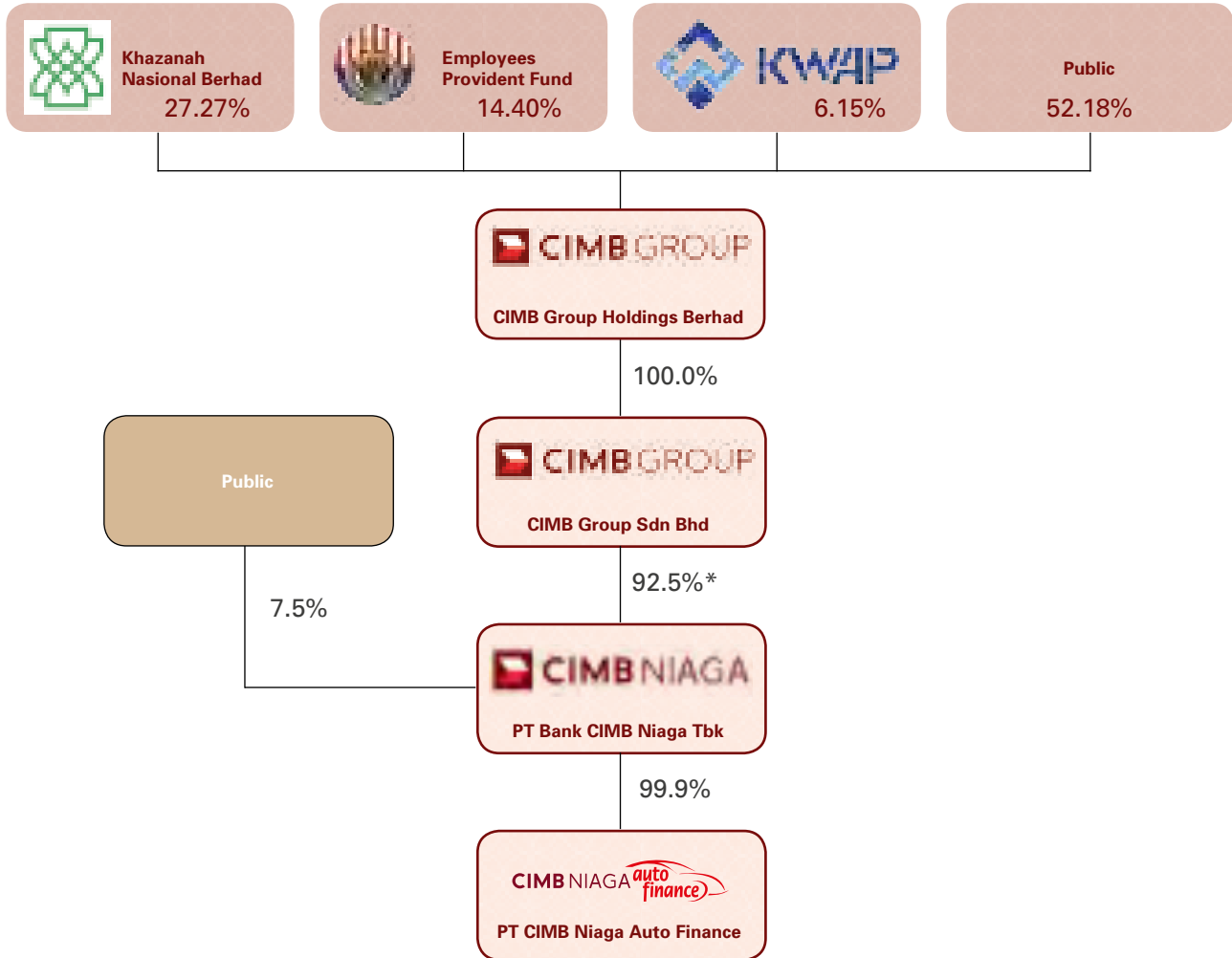
- iB X-Tra Savings
- iB Junior and iB USD Junior Savings
- iB Xtra Education & iB USD Education Savings
- iB Mapan & Wakaf Savings
- iB Payroll Savings
- iB TabunganKU
- iB Haji & iB USD Haji Savings
- iB Pahala Haji & iB USD Pahala Haji Savings
- iB Investor Savings
- iB Business Savings
- iB On Account Savings
- iB Retirement Savings
- iB Hypermart Savers Savings
- iB AirAsia Savers Savings
- iB CIMB Preferred Savings
- iB CIMB Private Savings
- iB SimPEL Savings
- iB Current Account & iB Forex Current Account
- iB Deposit & iB Forex Deposit
- Mortgage
- Xtra Flexi Mortgage

- Auto Financing
- Sharia Gold Card
- iB Working Capital & iB USD Working Capital Financing
- iB Investment & iB USD Investment Financing
- iB Current Account Financing (PRK) Financing
- Islamic FX Spot
- Islamic FX Forward
- iB Bank Guarantee
- iB LC Import Issuance
- iB SKBDN Issuance

Other Services

- Foreign Currency Remittance
- Bank Draft
- Special Funds Transfer
- Safe Deposit Box
- Mass Fund Transfer Systems (MFTS)
- Payroll
- Preferred Collection Services
- Tax Payment
- Routine Bills Payment
- Corporate Advisory
- Financial Structure
- CIMB Niaga Mobile Cash Services

Corporate Group Structure



Per December 2017

*Includes PT Commerce Kapital 1.02%



► CIMB Group Profile (Parent Company)

CIMB Group Holdings Berhad

Level 13, Menara CIMB
Jalan Stesen Sentral 2
Kuala Lumpur Sentral
50470 Kuala Lumpur, Malaysia
Tel : 603 2261 8888
Fax : 603 2261 8899
Website : www.cimb.com
Investor Relations : ir@cimb.com

Vision

To be the leading ASEAN company.

Mission

To provide universal banking services as a high performing, institutionalised and integrated company located in ASEAN and key markets beyond, and to champion the acceleration of ASEAN integration and the region's links to the rest of the world.

Profile

CIMB Group is one of the leading universal banking institutions in the ASEAN region and is one of the world's largest major players in sharia finance. CIMB Group is headquartered in Kuala Lumpur, Malaysia and offers a variety of products and services for consumer banking, commercial banking, investment banking, sharia banking, and asset management. Currently, the CIMB Group is in the top five position for banking in the ASEAN region with approximately 38,000 employees and approximately 13.5 million customers as of the end of 2017.

CIMB Group Holdings Berhad has been listed on Bursa Malaysia since 1987 and is one of the largest companies with a market capitalization reaching RM60.3 billion. Total assets the end of 2017 reached RM508.2 billion, with shareholder funds posted in the amount of RM48.0 billion and total sharia assets in the amount of RM95.2 billion. The largest shareholders at the end of 2017 are Khazanah Nasional with a portion of 27.27%, Employees Provident Fund (EPF) with a portion of 14.40% Kumpulan Wang Persaraan (KWAP) with a portion 6.15% and public with a portion 52.18%.

Board of Directors

Board of Directors	Position
Dato' Sri Nazir Razak	Chairman/ Non-Independent Non-Executive Director
Tengku Dato' Sri Zafrul Tengku Abdul Aziz	Group Head of Executive Officer/ Executive Director
Datuk Mohd Nasir Ahmad	Senior Independent Director
Glenn Muhammad Surya Yusuf	Independent Director
Watanan Petersik	Independent Director
Robert Neil Coombe	Independent Director
Ahmad Zulqarnain Che On	Non-Independent Non-Executive Director
Teoh Su Yin	Independent Director
Dato' Lee Kok Kwan	Non-Independent Non-Executive Director
Mohamed Ross Mohd Din	Independent Director



Performance
Highlights



Management
Reports



Company
Profile



Management Discussion
and Analysis



Risk
Management

➤ Profil CIMB Niaga Auto Finance (Subsidiary)

PT CIMB Niaga Auto Finance

Menara Sentraya lantai 28
Jalan Iskandarsyah Raya No 1A
Kebayoran Baru, Jakarta Selatan 12160
Tel : (+62-21) 2788 1800
Fax : (+62-21) 2788 1900
E-mail : info@cnaif.co.id
Call center : 0804-1-090909
Website : www.cnaif.co.id

Vision

To become a prominent finance company in Indonesia by creating additional value and providing the best service for our customers and business partners.

Mission

We are committed to become a prominent auto finance company that delivers best value to our stakeholders through excellent services to customers, strong mutual relationships with business partners, excellent people, and contributions to communities.

Profile

PT CIMB Niaga Auto Finance (formerly known as PT Saseka Gelora Leasing) was established in 1981 with its main business initially focused on leasing services. In 1993, the company changed its name into PT Saseka Gelora Finance (SGF) along with its business expansion into the multifinance business, including consumer finance, factoring, and leasing.

In 1996, PT Bank CIMB Niaga Tbk (formerly known as PT Bank Niaga Tbk) became a majority shareholder of the Company and the portion of shares owned by PT Bank CIMB Niaga Tbk continued to increase up to 96% in 2007. Aligned with PT Bank CIMB Niaga's strategy to to expand its consumer finance business in Indonesia, the Company made a significant change on its business focus from leasing business into consumer financing, particularly automotive financing in October 2009.

In 2010, PT Bank CIMB Niaga Tbk increased its share ownership in SGF to 99.99% and the remaining 0.01% owned by PT Citra Niaga Management (NMC). In June 2010, PT Saseka Gelora Finance changed its name to PT CIMB Niaga Auto Finance (CNAF), followed by a change of its logo.

In December 2015, the shareholders approved the merger of PT Kencana Internusa Artha Finance (KITAF) into CNAF through an Extraordinary General Meeting of Shareholders (EGMS) effective on January 1, 2016, upon receiving approval from the Financial Services Authority (OJK) and the Ministry of Law and Human Rights. This merger aimed to create a larger and stronger automotive financing company, as well as to be able to offer its customers more comprehensive products and services. In March 2016, the KPM business of CIMB Niaga was merged into CNAF in line with the parent company's strategic initiative to reinforce its auto loan business line, expand its business network, and increase its customer base.

In 2017, the Management of CNAF created a closer alliance with its parent company and managed to realign priorities toward a healthy and sustainable business growth supported by a banking group with large and strategic base of business in Indonesia

Management of PT CIMB Niaga Auto Finance

Board of Commissioners

Wan Razly Abdullah : President Commissioner
Budiman Tanjung : Commissioner
Koei Hwei Lien : Commissioner
Serena K. Ferdinandus : Independent Commissioner
Hidayat D. Prawiradilaga : Independent Commissioner

Board of Directors

Ristiawan : President Director
Ir. Purwadi Indra Martono : Director
Drs. H. Harijanto : Director
Ivan Kawito : Director



Subsidiary and Joint Ventures

SUBSIDIARY

Name	Address	Operational Status	% of Ownership	Line of Business	Total Assets (Million Rp)
PT CIMB Niaga Auto Finance	Menara Sentraya. lantai 28. Jl. Iskandarsyah Raya No 1 A. Kebayoran Baru – Jakarta Selatan 12160. Telp: 021-27881800 ext. 920 Fax: 021-27881900	Active	99.93%	Financing Institution	3,961,691*

*Total Assets as of 31 December 2017 (un-audited)

JOINT VENTURES

Name	Address	Operational Status	% of Ownership	Line of Business	Total Assets (Million Rp)
Bank Muamalat Indonesia	Muamalat Tower. Lt. 18 Jl. Prof. Dr. Satrio. Kav. 18 Jakarta 12940	Active	0.13%	Sharia Banking	61,785,967
Sarana Aceh Ventura	Jl. Tgk. Syech Muda Wali No. 39 Banda Aceh 23242	Active	1.46%	Non Bank Financial Institution	17,800
Sarana Bali Ventura	Jl. Diponegoro No. 150 Komplek IDT/ Ruko Genteng Biru Blok B 23-24 Denpasar	Active	3.85%	Ventura Capital	50,643
Sarana Bhakti Ventura	-	Non Active	2.71%	Capital Ventura	-
Sarana Jambi Ventura	Jl. Kapten Pattimura No. 119 Jambi 36129	Active	2.24%	Capital Ventura	29,569
Sarana Jateng Ventura	Jl. Taman Sompok No. 18 Semarang 50249	Active	2.99%	Capital Ventura	59,338
Sarana Jatim Ventura	Jl. Jemur Andayani No. 33 Surabaya 60237	Active	5.81%	Capital Ventura	160,362
Sarana Kalbar Ventura	Jl. M. Sohor No. 9 AB Pontianak 78121	Active	2.45%	Capital Ventura	53,130
Sarana Lampung Ventura	Jl. Diponegoro No. 69A Gulak Galik. Bandar Lampung	Active	2.53%	Capital Ventura	59,973
Sarana Maluku Ventura	Jl. Kakyali – Tanah Tinggi Ambon 97123	Active	2.73%	Capital Ventura	2,513
Sarana Papua Ventura	Jl. Santosa. Tasangkapura No. 20 Jayapura. Papua 99223	Active	5.63%	Capital Ventura	8,025
Sarana Riau Ventura	Komp. Perkantoran Grand Sudirman Blok A-3 Jl. Datuk Setia Maharaja (d/h Parit Indah) Pekanbaru – Riau	Active	1.36%	Capital Ventura	31,088
Sarana Sulsel Ventura	Jl. Faisal Raya. No. 14 Makassar	Active	4.64%	Capital Ventura	42,048
Sarana Sulut Ventura	Kompleks Pasar Segar Blok RC-17 Paal Dua Jl. Yos Sudarso Manado	Active	2.85%	Capital Ventura	15,007
Sarana Sumbar Ventura	Gedung Rangkiang Ventura Jl. Khatib Sulaiman No. 9 Kav. 5 s/d 7 Padang. Sumatera Barat	Active	3.51%	Capital Ventura	125,250
Sarana Sumsel Ventura	Jl. Angkatan 45 F-27 Pakjo Palembang- Sumsel	Freeze*	3.58%	Capital Ventura	-
Sarana Surakarta Ventura	Jl. M. Saleh Werdisastro No. 1 Surakarta 57133	Active	1.85%	Capital Ventura	58,304
Sarana Yogya Ventura	Jl. Yos Sudarso 25 Kotabaru Yogyakarta 55224	Active	3.95%	Capital Ventura	50,424
Others (<100.000 shares) in accordance with the Audited Financial Statements	-	Active	0.05% – 1.56%	Financing Institution	-

* Frozen on 4 January 2017, Letter of Announcement OJK No.Peng-1/NB.2/017 in accordance of Discontinuation of Financing Company's Activity

Area of Operations or Network Scheme





Supporting Business Review



Corporate Governance Report



Corporate Social Responsibility



Others Corporate Data



Consolidated Financial Report



Conventional Branch Offices

495



ATMs

4,500



Sharia Branch Offices

27



Cash Deposit & Recycle Machines

774



Mobile Cash Outlets

20



Multi Function Devices

174

Phone Banking

14041

Preferred Phone

1 500 800



Board of Commissioners Profiles



Dato' Sri Nazir Razak
President Commissioner

Glenn M. S. Yusuf
Vice President Commissioner

Malaysian Citizen	Nationality	Indonesian Citizen
51 years	Age	62 years
Malaysia	Domicile	Jakarta
<ul style="list-style-type: none"> Master of Philosophy (M.Phil), University of Cambridge (1989) Bachelor of Science (Honours), University of Bristol (1988) 	Educational Background	<ul style="list-style-type: none"> Post Graduate in Business Management from the Asian Institute of Management, Makati, Philippines (1981) Bachelor of Arts in Economics, University of the Philippines, Manila, Philippines (1979)
	History of Positions	
Has served as the President Commissioner of CIMB Niaga at the EGMS, on 26 January 2012, effective 1 May 2012, and re-appointed at the EGMS on 15 April 2016.	Legal Basis of Appointment	Has served as a Commissioner of CIMB Niaga since 2010 and was appointed as the Vice President Commissioner of CIMB Niaga at the EGMS on 26 January 2012, effective 18 June 2012, with the most recent re-appointment being at the EGMS on 15 April 2016
<ul style="list-style-type: none"> Member of the Investment Panel of the Employees' Provident Fund (EPF) (2003 –2017) Chairman of the Investment Panel Risk Committee EPF (2003 –2017) Group CEO CIMB Group Sdn Bhd (2006 - 2014) CEO CIMB Investment Bank Berhad (1999 - 2006) Deputy CEO CIMB Investment Bank Berhad (1996 - 1999) Executive Director CIMB Securities Sdn Bhd (1993 - 1996) Head Privatization Unit CIMB Investment Bank Berhad (1989 - 1993) 	Work Experience	<ul style="list-style-type: none"> President Commissioner of PT Polyprima Karyareksa (2004 - 2010) President Director/CEO of PT London Sumatera Indonesia Tbk (2003 - 2007) Head of the Assistance Team of the Finance Ministry for Financial Sector Restructuring, Finance Department of the Republic of Indonesia (2001 - 2002) Head of the Indonesian Bank restructuring Agency (BPPN) (1998 - 2000) Director General of Financial Institutions of the Finance Department of the Republic of Indonesia (April – June 1998) President Director of PT (Persero) Danareksa (1995 - 2001) Director of PT Bahana Pembinaan Usaha Indonesia (1994 - 1995) Director of Finance of PT Bank Niaga Tbk (1991 - 1994)
<ul style="list-style-type: none"> Chairman CIMB Group Holdings Berhad Deputy Chairman CIMB Bank Berhad Board Member Khazanah Nasional Berhad Director CIMB Foundation Founding Member Endeavor Malaysia Director Satin Rose Holdings Limited Director Zheng Group Limited Director David Linley Holdings Limited Director Zak Investment Limited 	Concurrent Positions	<ul style="list-style-type: none"> Independent Director CIMB Group Holdings Berhad Independent Commissioner of PT Surya Citra Media Tbk
<ul style="list-style-type: none"> Financing, Investment - The Federation of Chinese Associations Malaysia in Kuala Lumpur Financial, Investment - China Investment Corporation in Beijing 31st ASEAN Summit - ASEAN Summit in Manila CAPS Philanthropy Conference 2017 - Centre for Asian Philanthropy and Society in Hong Kong 	2017 Training and Education*	Risk Posture Workshop – CIMB Group in Jakarta
Has no affiliation with other members of the Board of Commissioners nor with the Board of Directors; however he has an affiliation with the Majority Shareholder or Controlling Shareholders	Affiliations	Has no affiliation with other members of the Board of Commissioners nor with the Board of Directors, however he has an affiliation with the Majority Shareholder or Controlling Shareholders



Zulkifli M. Ali
Independent Commissioner

Pri Notowidigdo
Independent Commissioner

Malaysian Citizen	Nationality	Indonesian Citizen
67 years	Age	70 years
Malaysia	Domicile	Jakarta
<ul style="list-style-type: none"> MBA from Dalhousie University, Halifax, Nova Scotia, Canada (1985) MSc from University of British Columbia, Vancouver, Canada (1973) 	Educational Background	Bachelor in Political Science & Psychology with Honours from Carleton University, Ottawa, Ontario, Canada (1974)
<p>Has served as an Independent Commissioner of CIMB Niaga at the EGMS on 18 July 2008, with the most re-appointment being at the EGMS on 15 April 2016</p> <p>In relation to the re-appointment as an Independent Commissioner for more than 2 (two) periods, he stated that he has remained independent at the AGMS dated 15 April 2016</p> <ul style="list-style-type: none"> Independent Commissioner of PT Bank Lippo Tbk (2005-2008) Director of Corporate Planning/Corporate Structure, Public Bank Group of Malaysia (1993 - 2005) Investment Advisor in Enterprise Malaysia-Canada (1990 - 1993) Group Administration and Controller at Austral Enterprise Berhad (1988 - 1990) Corporate Planning and Development Manager, Island & Peninsular Berhad (1985 - 1988) Lecturer, as well as Vice Dean at the University of Science of Malaysia, Penang (19976 - 1983) 	History of Positions	<p>Has served as an Independent Commissioner of CIMB Niaga at the AGMS on 28 March 2013, effective 26 November 2013, with the most recent re-appointment being at the AGMS on 15 April 2016.</p>
<ul style="list-style-type: none"> Independent Commissioner of PT Bank Lippo Tbk (2005-2008) Director of Corporate Planning/Corporate Structure, Public Bank Group of Malaysia (1993 - 2005) Investment Advisor in Enterprise Malaysia-Canada (1990 - 1993) Group Administration and Controller at Austral Enterprise Berhad (1988 - 1990) Corporate Planning and Development Manager, Island & Peninsular Berhad (1985 - 1988) Lecturer, as well as Vice Dean at the University of Science of Malaysia, Penang (19976 - 1983) 	Work Experience	<ul style="list-style-type: none"> Member of the National Committee on Governance (NCG) Chairman & CEO Amrop Indonesia Country Advisor, Melbourne Business School (MBS); Advisor-Human Resources Development in International Monetary Fund (IMF) Jakarta (2015 - 2017) Member of the Nomination and Remuneration Committee of Bank Muamalat, Jakarta (2009 - 2013) Business Advisor, Financial Services, Zuellig Group (2006 - 2010) Member of the Nomination and Remuneration Committee of the Semen Gresik Group (2006 - 2010) President Director, TASA International (1994 -1996) Partner, KPMG (1990-1994) Manager, Price Waterhouse dan Planner & Project Officer, Indonesia Desk, Bilateral Program, Canadian International Development Agency (CIDA), Hull, Quebec, Canada (1984 - 1987)
<p>Has no concurrent positions as a member of the Board of Commissioners, as a member of the Board of Directors, as a member of a Committee, nor other positions</p>	Concurrent Positions	<ul style="list-style-type: none"> President Director PT Profesindo Reksa Indonesia Partner Advisor at Arghajata Strategic Consulting, Jakarta
<ul style="list-style-type: none"> BaRa's Monthly Sharing Session: Unsecured Credit Retail Risk Management - BaRa in Jakarta 1st Directors Regional Sharing Session in Conjunction with the Joint Audit Committee with CIMB Bank Thai PCL - CIMB Group in Bangkok Budget Meeting & Leadership Conference 2017 - CIMB Niaga in Jakarta National Anti-Fraud Conference - Association of Certified Fraud Examiners (ACFE) Indonesia in Yogyakarta 	2017 Training and Education*	<ul style="list-style-type: none"> Digital Leadership Series: Conversational Commerce, Chatbot and its Potential for Banking Industry - INSEAD in Jakarta Diskusi Panel "Intervensi Pemegang Saham Pengendali dalam Pelaksanaan GCG" - Komite Nasional Kebijakan Governance in Jakarta 1st Directors Regional Sharing Session in Conjunction with the Joint Audit Committee with CIMB Bank Thai PCL - CIMB Group in Bangkok Training and Directorship Certification Level Advance - Lembaga Komisaris dan Direktur Indonesia in Jakarta
<p>Has no affiliation with other members of the Board of Commissioners, the Board of Directors, nor with the Majority Shareholder or Controlling Shareholders</p>	Affiliations	<p>Tidak memiliki hubungan afiliasi dengan anggota Dewan Komisaris lainnya, anggota Direksi, maupun Pemegang Saham Utama dan Pengendali.</p>



Performance
Highlights



Management
Reports



Company
Profile



Management Discussion
and Analysis



Risk
Management

BOARD OF COMMISSIONERS PROFILES



Armida S. Alisjahbana
Independent Commissioner



Jeffrey Kairupan
Independent Commissioner

Indonesian Citizen	Nationality	Indonesian Citizen
57 years	Age	60 years
Bandung	Domicile	Jakarta
<ul style="list-style-type: none"> • Doctorate (PhD) in Economics, University of Washington, USA (1994) • Master of Arts (MA) in Economics , Northwestern University, USA (1987) • Bachelor Degree from the Faculty of Economics, University of Indonesia (1985) 	Educational Background	<ul style="list-style-type: none"> • MBA Business and Public Management , George Washington University, Washington DC, USA (2004) • Bachelor Degree in Economics from the University of Indonesia, Jakarta (1986)
	History of Positions	
Has served as an Independent Commissioner of CIMB Niaga at the AGMS on 15 April 2016, effective 14 September 2016.	Legal Basis of Appointment	Has served as an Independent Commissioner of CIMB Niaga at the AGMS on 15 April 2016, effective 14 September 2016
<ul style="list-style-type: none"> • Independent Commissioner of PT Asuransi Jiwa Bringin Jiwa Sejahtera (March - June 2016) • Minister/Head of Bappenas in the Ministry of National Development Planning/BAPPENAS (2009 - 2014) 	Work Experience	<ul style="list-style-type: none"> • Expert Staff of the Board of Governors (2014 – 2014) • Executive Director of the International Department (2013 – 2014) • Head of Research Center for Education and Central Banking Studies (2012 – 2013) • Head of the BI Regional Office, Denpasar (2009 – 2012) • Head of BI Manado (2006 – 2009) • Head of Balance of Payments Bureau (2005 – 2006) • Economic Researcher in various areas such as Money Market Development, Macroeconomics Study, Policy Analysis & Planning and Staff to Governors (1987 – 2005) • Member of DKI Masterplan Economic Development team 1985 – 2005 at Hasfarm Dian Konsultan (1985 – 1986) • Guest lecturer for Faculty of Economics at various universities in the country and overseas (1994 – 2014)
<ul style="list-style-type: none"> • Professor for Economy and Business, University of Padjadjaran • Director, Center for Sustainable Development Goals Studies, Universitas Padjadjaran • Member of Akademi Ilmu Pengetahuan Indonesia (AIPI) • Member of Governing Board, Economic Research Institute For Asean and East Asia (ERIA) 	Concurrent Posititons	<ul style="list-style-type: none"> • Director PT Tehillah Indonesia Synergi (PMA) • Chairman, Yayasan Imamat Rajani • Member of Bali Blessings Foundation
<ul style="list-style-type: none"> • Speaker on First International Economic Forum on Asia - ERIA (Economic Research Institute for ASEAN and East Asia) & Ministry of Foreign Affairs Japan in Tokyo • 1st Directors Regional Sharing Session in Conjunction with the Joint Audit Committee with CIMB Bank Thai PCL – CIMB Group in Bangkok • Khazanah Megatrends Forum - Khazanah Nasional Berhad in Kuala Lumpur • Budget Meeting & Leadership Conference 2017 – CIMB Niaga in Jakarta 	2017 Training and Education*	<ul style="list-style-type: none"> • Workshop Internal Capital Adequacy Assessment Process (ICAAP) - CIMB Niaga in Jakarta • Seminar Internasional - OJK in Jakarta • Seminar Internasional – Navigating Financial Stability in an Evolving Global Economic System - OJK in Bali • 1st Directors Regional Sharing Session in Conjunction with the Join Audit Committee with CIMB Bank Thai PCL - CIMB Group in Bangkok
Has no affiliation with other members of the Board of Commissioners, the Board of Directors, nor with the Majority Shareholder or Controlling Shareholders	Affiliations	Has no affiliation with other members of the Board of Commissioners , the Board of Directors, nor with the Majority Shareholder or Controlling Shareholders

**David Richard Thomas**
Commissioner**Ahmad Zulqarnain Onn****
Commissioner

American Citizen	Nationality	Malaysian Citizen
58 years	Age	45 years
Malaysia	Domicile	Malaysia
Bachelor of Art, Whitman College, Washington State, USA (1982)	Educational Background	Bachelor of Arts in Economics, Harvard University, USA (1991 - 1996)
	History of Positions	
Has served as a Commissioner of CIMB Niaga in March 2014 and was re-appointed at the AGMS on 15 April 2016	Legal Basis of Appointment	Has served as a Commissioner of CIMB Niaga at the AGMS on 27 March 2014, with the most recent re-appointment being at the AGMS on 15 April 2016.
<ul style="list-style-type: none"> Managing Director, Chief Risk Officer Asia Pacific, The Royal Bank of Scotland (2008 – 2012) Senior Vice President, Chief Credit Officer Asia Pacific, Bank of America (2001 – 2007) Senior Vice President, Credit Products Head, South Asia, Bank of America (1999 – 2001) Vice President, Corporate Banking Head, Thailand, Bank of America (1997 – 1999) Vice President, Country Credit Officer, Taiwan, Bank of America (1995 – 1997) Vice President, Credit Products Head, China & Hong Kong (1993 – 1995) Vice President, Credit Products Manager, Bank of America (1990 – 1993) Assistant Vice President, Bank of America (1984 – 1990) Management Trainee, Wells Fargo Bank (1982 – 1983) 	Work Experience	<ul style="list-style-type: none"> Managing Director/Chief Executive Danajamin Nasional Berhad (2009 - 2014) Executive Director, Bolton Berhad (2005 – 2006) Director, Symphony House Berhad (2002 – 2005) Investment Banking Team, CIMB Group (2001 - 2002) Corporate Debt Restructuring Committee (CDRC) (2001 – 2002) Corporate Planning Team, Pengurusan Danaharta Nasional Berhad (Danaharta) (1998 – 2001) Equity Research Analyst UBS Warburg UBS's Global Graduate Training Programme (1996 - 1998)
<ul style="list-style-type: none"> Group Chief Risk Officer CIMB Group Holdings Berhad Commissioner of PT Synergy Dharma Nayaga Director of GK1World (non-profit) Director of Kuala Lumpur International School (non-profit) 	Concurrent Positions	<ul style="list-style-type: none"> Executive Director, Investment/Head Strategic Management Unit Khazanah Nasional Berhad Non-Independent Non-Executive Director CIMB Bank Berhad Director Felda Investment Corporation Sdn Bhd Director FIC Supplies Sdn Bhd
<ul style="list-style-type: none"> 2018 Risk Posture Workshop with Combined Board - CIMB Group in Kuala Lumpur Masterclass Chartered Banker Executive Conversion Programme - Asean Institute of Chartered Bankers (AICB) in Kuala Lumpur Accelerated Universal Banking Program - CIMB-Nanyang Technological University in Singapore T23 Workshop - CIMB Investor Relations/ McKinsey & Co in Singapore 	2017 Training and Education*	<ul style="list-style-type: none"> 2017 World Economic Forum di Davos, Switzerland 3rd Annual IDB Member Countries Sovereign Investment Forum - Islamic Development Bank Group & Ministry of Finance of the Republic of Indonesia in Bali, Indonesia Roundtable with Indonesian & Malaysia Business Leaders - Ministry of International Trade & Industry Malaysia in Jakarta Khazanah Megatrend Forum (Moderator for Emiliana Simon - Thomas's session), Science Director, Greater Good Science Center - Khazanah Nasional Berhad in Kuala Lumpur
Has no affiliation with other members of the Board of Commissioners nor the Board of Directors, however he has an affiliation with the Majority Shareholder or Controlling Shareholders	Affiliations	Has no affiliation with other members of the Board Commissioners nor the Board of Directors, however he has an affiliation with the Majority Shareholder or Controlling Shareholders

**Effective resigned as Commissioner since EGMS 24 August 2017



BOARD OF COMMISSIONERS PROFILES



Tengku Dato' Sri Zafrul Tengku Abdul Aziz
Commissioner

Malaysian Citizen	Nationality
44 years	Age
Malaysia	Domicile
<ul style="list-style-type: none"> Master of Arts (MA) in Finance and Management, University of Exeter, United Kingdom (1998 - 1999) Bachelor of Science (Hons) in Economics and Accounting from University of Bristol, United Kingdom (1993 - 1996) 	Educational Background
Appointed as Commissioner of CIMB Niaga at the EGMS on 24 August 2017 and effective on 16 March 2018	History of Positions
<ul style="list-style-type: none"> Chief Executive Officer Maybank Investment Bank Berhad & Maybank Kim Eng Holdings (2010 - 2013) Group Director K&N Kenanga Holdings Berhad (2009 - 2010) Chief Executive Officer Tune Money Sdn Bhd (2007 - 2008) Director, Head of Investment Banking, Malaysia Citigroup Malaysia (2006 - 2007) Chief Executive Officer and Group Managing Director Avenue Securities Sdn Bhd/Avenue Capital Resources Bhd (2003 - 2006) 	Legal Basis of Appointment
<ul style="list-style-type: none"> Group Chief Executive Officer/Executive Director CIMB Group Holdings Berhad Executive Director CIMB Group Sdn Bhd Non-Executive Director Urban Valley Sdn Bhd Non-Executive Director Malaysian Industrial Development Authority (MIDA) Non-Executive Director Yayasan Enactus Malaysia Non-Executive Director Pr1ma Corporation Malaysia Chief Executive Officer/ Executive Director CIMB Bank Berhad Council Member Association of Banks in Malaysia (ABM) 	Work Experience
<ul style="list-style-type: none"> The Year Ahead Asia Summit 2017 - Bloomberg in Jakarta Khazanah Megatrends Forum - Khazanah Nasional Berhad in Malaysia MTBC-TMBC Business Forum 2017, Kuala Lumpur Business Club in Bangkok Invest Malaysia Conference - Bursa Malaysia in Malaysia Global Banking CEO Roundtable 2017 - McKinsey in Italy IORA Business Summit - Indian Ocean Rim Association in Jakarta 	Concurrent Positions
Has no affiliation with other members of the Board of Commissioners nor the Board of Directors, however he is affiliated with the Majority Shareholder or Controlling Shareholders	2017 Training and Education*
	Affiliations

* Refer to Corporate Governance section for full information of Training and Education of Commissioners





Board of Directors Profiles



Tigor M. Siahaan
President Director



Wan Razly Abdullah
Director of Strategy and Finance

Indonesian Citizen	Nationality	Malaysian Citizen
46 years	Age	46 years
Jakarta	Domicile	Jakarta
<ul style="list-style-type: none"> Alumni from IMD BPSE program (Breakthrough Program for Senior Executives) in Lausanne, Switzerland (2007) Bachelor Degree in Finance dan Accounting (double major) from University of Virginia, Charlottesville, Amerika Serikat (1995) 	Educational Background	<ul style="list-style-type: none"> Member of Institute of Chartered Accountants in England and Wales (1998) Degree in Law and Accounting from University of Manchester, Inggris (1995)
	History of Positions	
Has served as the President Director of Bank CIMB Niaga based on the decision of the AGMS on 10 April 2015 and effective 1 June 2015.	Legal Basis of Appointment	Serves as the Director of Strategy & Finance of CIMB Niaga based on the decision of the EGMS on 27 August 2009, effective 18 August 2009, with the most recent re-appointment being at the AGMS on 15 April 2016.
<ul style="list-style-type: none"> Chief Country Officer Citi Indonesia (2011 – 2015) Country Head – Institutional Clients Group Citi Indonesia (2008 – 2011) Head of Corporate and Investment Banking Citi Indonesia (2004 – 2008) Country Risk Manager Citi Indonesia (2003 – 2004) Vice President – Institutional Remedial Management Group at Head Office Citi New York (2000 – 2003) Management Associate CITI Indonesia (1995 – 2000) 	Work Experience	<ul style="list-style-type: none"> Director CIMB Investment Bank Berhad, Kuala Lumpur (2004 – 2009) Director Synergy Drive Berhad, Kuala Lumpur (2006 – 2007) Head of Strategic Business Development Maybank Investment Bank Kuala Lumpur (2002 – 2004) Auditor in Northern Trust Company, London (1999 – 2002) Auditor in PricewaterhouseCoopers, London (1995 – 1998)
Has no concurrent positions as a member of the Board of Commissioners, as a member of the Board of Directors, as a member of a Committee, nor other positions	Concurrent Posititons	President Commissioner of PT CIMB Niaga Auto Finance (Subsidiary)
<ul style="list-style-type: none"> BMC Offsite Training in Bandung Digital Leadership Series in Jakarta CIMBX Strategic Workshop in Jakarta YPO Extraordinary Leadership in Action in Jakarta China Internet Finance Academy by McKinsey in China 	2017 Training and Education*	<ul style="list-style-type: none"> BMC Offsite Training in Bandung The Conference On The Emerging Technologies That Matter in Singapore Digital Leadership Series in Jakarta
Has no affiliation with other members of the Board of Directors, the Board of Commissioners, nor the Majority Shareholder or Controlling Shareholder.	Affiliations	Has no affiliation with other members of the Board of Directors, the Board of Commissioners, nor the Majority Shareholder or Controlling Shareholder.



Performance
Highlights



Management
Reports



Company
Profile



Management Discussion
and Analysis



Risk
Management

BOARD OF DIRECTORS PROFILES



Rita Mas'Oen
Director of Operations & Information Technology

Megawati Sutanto
Director of Credit

Indonesian Citizen	Nationality	Indonesian Citizen
56 years	Age	55 years
Jakarta	Domicile	Jakarta
Bachelor of Science in Computer Science from Arizona State University, Arizona, USA (1984)	Educational Background	<ul style="list-style-type: none"> Master Degree in Administrasi Bisnis dari Pepperdine University, Amerika Serikat (1988) Bachelor Degree from University of Southern California, Amerika Serikat (1985)
	History of Positions	
Has served as the Director of Operations & Information Technology of CIMB Niaga since March 2012, with the most recent re-appointment being at the AGMS on 15 April 2016. Previously served as the Director of Human Resources of CIMB Niaga based on the decision of the EGMS on 27 August 2009, effective 16 November 2009.	Legal Basis of Appointment	Serves as the Director of Credit of CIMB Niaga based on the decision of the EGMS on 15 December 2010, effective 3 March 2011, with the most recent re-appointment being at the AGMS on 15 April 2016.
<ul style="list-style-type: none"> Director Operations & IT, PT Bank Internasional Indonesia Tbk (2007 - 2009) Chief Operations Officer and Board of Commissioner, PT Wahana Ottomitra Multiartha Tbk (2005 - 2009), Director PT Kustodian Sentral Efek Indonesia (1997 - 1998) Citigroup Indonesia with latest position as Director, Senior Country Operations Officer (1985 - 2005) 	Work Experience	<ul style="list-style-type: none"> Head of Corporate Banking PT Bank Danamon Tbk (2007 - 2010) Deputy Director PT Bank DBS Indonesia (2003 - 2006) Head Credit Wholesale Banking, Standard Chartered Bank (2000 - 2003) General Manager of Corporate Banking Credit & Marketing, PT Bank Dagang Nasional Indonesia (1997 - 1998) Deputy Head Domestic Corporate, Hongkong Bank (1995 - 1997)
Has no concurrent positions as a member of the Board of Commissioners, as a member of the Board of Directors, as a member of a Committee, nor other positions	Concurrent Positions	Has no concurrent positions as a member of the Board of Commissioners, as a member of the Board of Directors, as a member of a Committee, nor other positions
<ul style="list-style-type: none"> BMC Offsite Training in Bandung Digital Leadership Series in Jakarta Credit Forum : Multifinance in Jakarta 	2017 Training and Education*	<ul style="list-style-type: none"> BMC Offsite Training in Bandung Linkage Clinic 2017 in Jakarta Credit Forum : Multifinance in Jakarta
Has no affiliation with other members of the Board of Directors, the Board of Commissioners, nor the Majority Shareholder or Controlling Shareholder.	Affiliations	Has no affiliation with other members of the Board of Directors, the Board of Commissioners, nor the Majority Shareholder or Controlling Shareholder.



Vera Handajani
Director of Risk Management



Fransiska Oei
Director of Compliance, Corporate Affairs & Legal

Indonesian Citizen	Nationality	Indonesian Citizen
46 years	Age	60 years
Jakarta	Domicile	Jakarta
<ul style="list-style-type: none"> MBA Business from Kellogg – Hong Kong University Science and Technology, Hong Kong/USA (2013) Bachelor Degree in Management Economy from University of Trisakti, Jakarta (1994) 	Educational Background	<ul style="list-style-type: none"> Business Law Course from Warnborough College, Oxford, England (1982) Bachelor Degree in Law from University of Trisakti, Jakarta (1981)
	History of Positions	
Serves as the Director of Risk Management of CIMB Niaga based on the decision of the EGMS on 26 July 2013, effective 26 November 2013, with the most recent re-appointment being at the AGMS on 15 April 2016.	Legal Basis of Appointment	Appointed as the Director of Compliance, Corporate Secretary & Legal of CIMB Niaga at the AGMS dated 15 April 2016, effective 27 July 2016
<ul style="list-style-type: none"> Head of Operational Risk Greater China and Markets Asia Pacific Royal Bank of Scotland, Hong Kong (2012 – 2013) Head of Financial Institutions Credit & Trading Credit Risk Management, Greater China & South Korea in Royal Bank of Scotland, Hong Kong (2010 – 2012) Vice President, Regional Risk Asia (based in Hong Kong) ABN AMRO Bank - Credit Risk Management dan Asset Restructuring & Recovery for Indonesia, APAC and Middle East (1999 - 2007) Served in various positions in several countries, such as Hong Kong, Singapore, and Indonesia from 1995 	Work Experience	<ul style="list-style-type: none"> Legal Director, Compliance and Corporate Secretary PT Bank Danamon Indonesia Tbk (2009 – 2016), Legal Director, Compliance and Corporate Secretary PT Bank Internasional Indonesia Tbk (2005 – 2009), Senior Advisor Legal & Compliance, PT Bank International Indonesia Tbk (2004 – 2005), Board of Commissioner PT Bank Mandiri Tbk (2004 – 2005), Founder & Senior Partner, LBAF Law Firm (2002 – 2004), Legal Director, Compliance and other, PT Bank International Indonesia Tbk (2000 – 2001), Chief of Staff, Legal & Compliance Director Citibank NA (1998 – 2000)
Has no concurrent positions as a member of the Board of Commissioners, as a member of the Board of Directors, as a member of a Committee, nor other positions	Concurrent Positions	Has no concurrent positions as a member of the Board of Commissioners, as a member of the Board of Directors, as a member of a Committee, nor other positions
<ul style="list-style-type: none"> BMC Offsite Training in Bandung Refocusing on Credit Management, Credit Risk Model, Pricing and Being Prepared for Upcoming Regulation in Jakarta Lean Six Sigma in Jakarta Basel III - Net Stable Funding Ratio in Jakarta 	2017 Training and Education*	<ul style="list-style-type: none"> BMC Offsite Training in Bandung Common Report Standard - Seminar in Jakarta Indonesia - Korea Financial Cooperation Forum Challenges and Areas of Cooperation in the financial Industries of Indonesia & Korea in Jakarta
Has no affiliation with other members of the Board of Directors, the Board of Commissioners, nor the Majority Shareholder or Controlling Shareholder.	Affiliations	Has no affiliation with other members of the Board of Directors, the Board of Commissioners, nor the Majority Shareholder or Controlling Shareholder.



BOARD OF DIRECTORS PROFILES



Hedy Lopian
Director of Human Resources

Pandji P. Djajanegara
Director of Sharia Banking

Indonesian Citizen	Nationality	Indonesian Citizen
59 years	Age	52 years
Jakarta	Domicile	Jakarta
<ul style="list-style-type: none"> MBA in Finance from the University of Pittsburgh, USA (1985) Bachelor Degree in Economics from Parahyangan University, Bandung (1983) 	Educational Background	<ul style="list-style-type: none"> MBA, Erasmus Universiteit, Rotterdam, Belanda (1991) Bachelor Degree in Economics, University of Trisakti (1989)
	History of Positions	
Serves as the Director of Human Resources of CIMB Niaga based on the decision of the AGMS on 15 April 2016, effective 16 August 2016	Legal Basis of Appointment	Serves as the Director of the Sharia Business Unit based on the decision of the AGMS on 15 April 2016, effective 28 September 2016
<ul style="list-style-type: none"> Independent Commissioner, PT Asuransi Tokio Marine Indonesia (2015 – 2016) Managing Director, Chief Risk Officer PT Bank Maybank Indonesia Tbk (d/h PT Bank Internasional Indonesia Tbk) (2010 – 2014) Commercial Banking Director Barclays Indonesia (2009 – 2010) Country Head of Corporate Coverage Indonesia, ABN Amro Jakarta (2007 – 2008) Director & CFO PT AIG Lippo Life (2001 – 2006) Corporate Banking Director PT Bank Maybank Indonesia Tbk (d/h PT Bank Internasional Indonesia Tbk) (2000 – 2001) Corporate Banking Director American Express Bank (1994 – 2000) 	Work Experience	<ul style="list-style-type: none"> Chief of Syariah Banking CIMB Niaga (2015 - 2016) Chief of Commercial Banking CIMB Niaga (2014-2015) Chief of Corporate Banking CIMB Niaga (2011-2014) Head of Credit Restructuring & Settlement CIMB Niaga (2009-2010) Has been with CIMB Niaga since 1992 and started his career by participating in the Bank Niaga Executive Training Program
Has no concurrent positions as a member of the Board of Commissioners, as a member of the Board of Directors, as a member of a Committee, nor other positions	Concurrent Positions	Has no concurrent positions as a member of the Board of Commissioners, as a member of the Board of Directors, as a member of a Committee, nor other positions
<ul style="list-style-type: none"> BMC Offsite Training in Bandung Digital Leadership Series in Jakarta Promoting The Right Person in Jakarta Personal Branding and Effective Communication Skills for Executive in Jakarta 	2017 Training and Education*	<ul style="list-style-type: none"> BMC Offsite Training in Bandung Digital Leadership Series in Jakarta BLS - Syariah Acceptance Criteria in Jakarta Refreshment Sertifikat Manajemen Risiko in Jakarta
Has no affiliation with other members of the Board of Directors, the Board of Commissioners, nor the Majority Shareholder or Controlling Shareholder.	Affiliations	Has no affiliation with other members of the Board of Directors, the Board of Commissioners, nor the Majority Shareholder or Controlling Shareholder.

**Lani Darmawan**
Director of Consumer Banking**John Simon**
Director of Treasury & Capital Market

Indonesian Citizen	Nationality	Indonesian Citizen
56 years	Age	46 years
Jakarta	Domicile	Jakarta
Bachelor Degree in Dentistry, University of Trisakti (1985)	Educational Background	<ul style="list-style-type: none"> Master of Business Administration from Cleveland State University, Ohio, Amerika Serikat (1996) Bachelor of Commerce from University of Toronto, Canada (1995)
	History of Positions	
Serves as the Consumer Banking Director CIMB Niaga based on AGMS 15 April 2016 decision which went into effect on 3 May 2016	Legal Basis of Appointment	Serves as the Treasury & Capital Director CIMB Niaga based on AGMS 27 March 2014 decision which went into effect on 29 August 2014
<ul style="list-style-type: none"> Retail Banking Director PT Bank Maybank Indonesia (2012 – 2015) EVP Head of Network PT Bank Permata Tbk (2010 – 2012) Consumer Banking Country Head (Executive Officer) Standard Chartered Indonesia (2007 – 2010) Consumer Banking Country Head Standard Chartered Bank Indonesia (2004 - 2007) Consumer Banking Group Head LippoBank (2000 - 2004) Vice President in Citibank Indonesia (2000) Deputy General Manager in PT Bank Central Asia Tbk (1990 – 1999) 	Work Experience	<ul style="list-style-type: none"> Head of Trading & Structuring CIMB Niaga (2007 – 2014) Head of Treasury Department in RGM Group Indonesia (2005 – 2007) Interbank FX & Derivatives Trader, Citibank Indonesia (2003 – 2005) Relationship Manager/ Product Manager Citibank N.A. Indonesia (2000 - 2003) Treasury Manager Unit Officer Citibank N.A. Indonesia (1997 - 1999)
Has no concurrent positions as a member of the Board of Commissioners, as a member of the Board of Directors, as a member of a Committee, nor other positions	Concurrent Positions	Has no concurrent positions as a member of the Board of Commissioners, as a member of the Board of Directors, as a member of a Committee, nor other positions
<ul style="list-style-type: none"> BMC Offsite Training in Bandung Digital Leadership Series in Jakarta 	2017 Training and Education*	<ul style="list-style-type: none"> BMC Offsite Training in Bandung Workshop Sertifikasi Treasury Dealer Program Khusus (<i>Fast Track</i>) in Jakarta Refreshment Sertifikasi Manajemen Risiko in Jakarta Bloomberg The Year Ahead Asia in Jakarta GWB Post AMS 2017 in Malaysia
Has no affiliation with other members of the Board of Directors, the Board of Commissioners, nor the Majority Shareholder or Controlling Shareholder.	Affiliations	Has no affiliation with other members of the Board of Directors, the Board of Commissioners, nor the Majority Shareholder or Controlling Shareholder.



BOARD OF DIRECTORS PROFILES



Rahardja Alimhamzah
Director of Business Banking

Indonesian Citizen	Nationality
51 years	Age
Jakarta	Domicile
<ul style="list-style-type: none"> Master Degree of Finance & Accounting, University of Indonesia (1994) Bachelor Degree in Industrial Engineering, University of New South Wales, Australia (1989) 	Educational Background
	History of Positions
Serves as the Business Banking Director CIMB Niaga based on EGMS 24 August 2017 and went into effect after the EGMS.	Legal Basis of Appointment
<ul style="list-style-type: none"> Senior Partner PT. Sinergi Kapital Asia (2015 – 2016) Corporate Banking – Managing Director, Head of Institutional Banking Group PT Bank DBS Indonesia (2014) Corporate Banking – Managing Director, Global Banking, PT Bank Internasional Indonesia Tbk (2009 – 2014) Corporate Banking – Director, Head of Corporate & Investment Banking PT Bank Rabobank International Indonesia, Jakarta (2003 – 2009) Corporate Banking Unit – Vice President (Executive Officer) Citibank N.A., Jakarta (2000 – 2003) Remedial Management - Vice President (Executive Officer) Citibank N.A., Jakarta (1998 – 2000) Asian Multinational Unit - Asst. Vice President (Executive Officer) Citibank N.A., Jakarta (1997 – 1998) Manager - Corporate Banking Unit American Express Bank, Jakarta Branch (1995 – 1997) Manager - Financial Institution American Express Bank, Jakarta Branch (1994 – 1995) Asst. Manager - Financial Institutions Standard Chartered Bank (1991 – 1994) Management Trainee Bank Summa (1990 – 1991) 	Work Experience
Has no concurrent positions as a member of the Board of Commissioners, as a member of the Board of Directors, as a member of a Committee, nor other positions	Concurrent Positions
<ul style="list-style-type: none"> BMC Offsite Training in Bandung Digital Leadership Series in Jakarta Credit Forum : Multifinance in Jakarta Panel Discussion : Intervention of Controlling Shareholders on GCG Implementation in Jakarta Refreshment on Risk Management Certificate in Jakarta 	2017 Training and Education*
Has no affiliation with other members of the Board of Directors, the Board of Commissioners, nor the Majority Shareholder or Controlling Shareholder.	Affiliations

* Refer to Corporate Governance section for full information of Training and Education of Board of Directors





► Sharia Supervisory Board's Profiles



Prof. Dr. M. Quraish Shihab, MA
Chairman



Prof. Dr. Fathurrahman Djamil, MA
Member

Indonesian Citizen	Nationality	Indonesian Citizen
74 years	Age	58 years
Jakarta	Domicile	South Tangerang
<ul style="list-style-type: none"> • Doctorate in Tafsir Al-Quran, Universitas Al-Azhar Cairo, Mesir (1982) • Master in Tafsir dan Hadits, University of Al-Azhar Cairo, Mesir (1969) • Bachelor Degree in Tafsir dan Hadits, University of Al-Azhar Cairo, Mesir (1967) 	Educational Background	<ul style="list-style-type: none"> • Doctorate in Islamic Law Theory, UIN Syarif Hidayatullah (1994) • Master in Sharia, UIN Syarif Hidayatullah (1987) • Bachelor Degree in Sharia, UIN Syarif Hidayatullah (1982) • Baccalaureate in Sharia, UIN Syarif Hidayatullah (1981)
	History of Positions	
Has served as the Chairman of the Sharia Supervisory Board of CIMB Niaga since 2009, with the most recent re-appointment being at the AGMS on 15 April 2016.	Legal Basis of Appointment	Has served as a member of the Sharia Supervisory Board of CIMB Niaga since 2009 with the most recent re-appointment being at the AGMS on 15 April 2016.
<ul style="list-style-type: none"> • Council Of International Muslim Elders (2015 - present) • Director of Center of Quranic Studies, Jakarta (2003 - present) • Member of Pentashih Al-Quran, Department of Religious Affairs of the Republic of Indonesia (1989 - present) • Post Graduate Professor at Universitas Islam Negeri (UIN) Syarif Hidayatullah (1992 - 2013) • Member of MPR-RI (1982 - 2002) • Indonesia Ambassador to the Arab Republic of Egypt, Djibouti & Somalia (1999 - 2002) • Minister of Religious Affairs of the Republic of Indonesia (1998 - 1999) • Member of the Sharia Board of Bank Muamalat Indonesia (1992 - 1999) • Chairman of the Indonesian Ulema Council (Headquarter) (1985 - 1998) • Rectorate of UIN Syarif Hidayatullah (1992 - 1998) 	Work Experience	<ul style="list-style-type: none"> • Professor of Post Graduate Program at the University of Indonesia • Vice Chairman of the Fatwa Commission of the Indonesian Ulema Council (MUI) • Vice Chairman of the National Sharia Council (DSN-MUI) (2005 - present) • Professor at UIN Syarif Hidayatullah (2000 - present) • Member of Sharia Supervisory Board of LB Salam (2007 - 2012)
Has no concurrent positions as a member of the Board of Commissioners, as a member of the Board of Directors, as a member of a Committee, nor other positions	Concurrent Positions	<ul style="list-style-type: none"> • Member of Sharia Supervisory Board of Adira Finance Syariah • Member of Sharia Supervisory Board of CIMB Niaga Autofinance • Chairman of Sharia Supervisory Board of Bank BCA Syariah • Member of Sharia Supervisory Board of AIA Sharia Branch
None	2017 Training and Education	Workshop DPS Sharia Banking, DSN-MUI
Has no affiliation with other members of the Board of Directors, the Board of Commissioners, nor the Majority Shareholder or Controlling Shareholder.	Affiliations	Has no affiliation with other members of the Board of Directors, the Board of Commissioners, nor the Majority Shareholder or Controlling Shareholder.



SHARIA SUPERVISORY BOARD'S PROFILES



Dr. Yulizar Djamaludin Sanrego M.Ec.
Member

Indonesian Citizen	Nationality
45 years	Age
Bogor	Domicile
<ul style="list-style-type: none"> • Doctorate in Islamic Economics, University Islam Negeri (UIN) Syarif Hidayatullah (2010) • Master Degree Islamic Economics & Finance, International Islamic University Malaysia (2005) • Bachelor Degree in Islamic Economics, University Djuanda Ciawi (1999) 	Educational Background
	History of Positions
Has served as a member of the Sharia Supervisory Board of CIMB Niaga since 2013, based on the AGMS on 28 March 2013, with the most recent re-appointment being at the AGMS on 15 April 2016	Legal Basis of Appointment
<ul style="list-style-type: none"> • Member of DSN MUI for Capital Market • Member of Sharia Supervisory Board of Panin Asset Management 	Work Experience
<ul style="list-style-type: none"> • Member of Sharia Supervisory Board of BPRS BTB • Member of Sharia Supervisory Board of PBMT Ventura • Member of Sharia Supervisory Board of LPEI Exim 	Concurrent Positions
None	2017 Training and Education
Has no affiliation with members of the Board of Directors, the Board of Commissioners, nor the Majority Shareholder or Controlling Shareholder.	Affiliations



Information on Management Changes After the End of the Fiscal Year

For Tengku Dato' Sri Zafrul Tengku Abdul Aziz, appointed Commissioner CIMB Niaga at the EGMS 25 August 2017, fit and proper test has been approved by OJK and effectively began serving on 16 March 2018.



Employees & Competency Development Statistics

Number of Employees by Organisation Level

Organisation Level	2017	2016
Senior Management	184	177
Middle Management	1,378	1,385
Junior Management	7,201	7,276
Non Management	4,019	4,347
Total	12,782	13,185

Number Employees by Education Level

Education Level	2017	2016
Up to High School	1,030	1,086
Diploma 1	46	47
Diploma 2	19	21
Diploma 3	2,033	2,211
Diploma 4	6	8
S1	9,156	9,334
S2	490	476
S3	2	2
Total	12,782	13,185

Number of Employees by Employment Status

Status	2017	2016
Permanent Employee	11,475	11,862
Contract Employee	1,307	1,323
Total	12,782	13,185

Employee Competency Development Programs

Training (number of participant/training program)	2017	2016
Managerial Leadership & Personal Development	2,147	4,900
Credit Management	1,834	4,691
Risk Management Certification Program	1,666	14,247
Sales	4,996	10,696
Service	21,625	8,260
Operations & IT	17,921	6,697
Others	51,214	38,466
Total	101,403	87,957

Training & Competency Development Cost

Training Costs (Rp million)	2017	2016
Training Implementation	94,744	93,136
Domestic Seminars & Courses	4,697	6,553
Overseas Seminars & Courses	303	373
Training Center	16,332	19,865
Operational Training	51,825	49,100
Corporate Culture	927	329
Total	168,871	169,415

EMPLOYEES & COMPETENCY DEVELOPMENT STATISTICS

Training based on Type, Objective and Participant/ Level

Type (number of participant/training program)	Objective	Senior Management		Middle Management		Junior & Non Management	
		2017	2016	2017	2016	2017	2016
Managerial Leadership & Personal Development	Develop leadership, managerial skill as well employee's potential	99	151	417	751	1,631	3,998
Credit Management	Improve credit competency on credit value chain and develop integrated credit process	71	158	308	1,005	1,455	3,528
Risk Management Certification Program	Develop employee's skill in managing risk and improve the compliance	71	198	452	1,779	1,143	12,270
Sales	Improve employee's competency and skill on sales aspect	75	167	722	1,216	4,199	9,313
Service	Develop competency and skill on services and customer experience	153	2	1,465	117	20,007	8,141
Operations & IT	Improve competency and skill on operational business and develop capability on information technology	167	71	1,847	852	15,907	5,774
Other	Develop competency and skill based on business needs in order to achieve Company's goal	619	587	5,341	4,140	45,254	33,739
Total		1,255	1,334	10,552	9,860	89,596	76,763

TRAINING AND DEVELOPMENT FOR THE BOARD OF COMMISSIONERS, BOARD OF DIRECTORS, COMMITTEES, CORPORATE SECRETARY AND INTERNAL AUDIT

Information on the education and training for the Board of Commissioners, Board of Directors, Committees, Corporate Secretary and Internal Audit Unit is included in the discussion in the Corporate Governance Report.



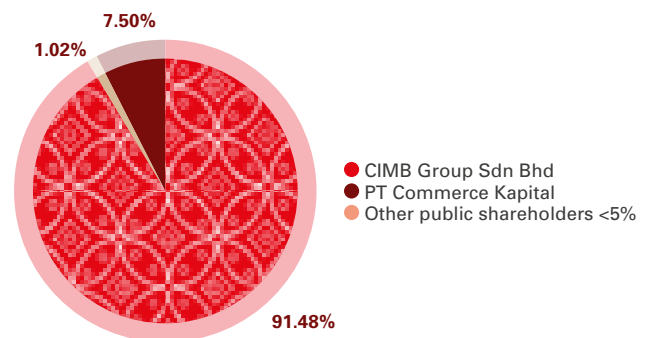
Shareholder Composition

TOP 20 LARGEST SHAREHOLDERS

No.	Nama	Jumlah Saham	%
1	CIMB GROUP SDN BHD	22,991,336,581	91.48%
2	PT COMMERCE KAPITAL	255,399,748	1.02%
3	CITIBANK NEW YORK S/A GOVERNMENT OF NORWAY 16	196,211,400	0.78%
4	BANK CIMB NIAGA TBK PT.	194,407,492	0.77%
5	CITIBANK NEW YORK S/A GOVERNMENT OF NORWAY 15	136,997,900	0.55%
6	PT AIA FINL - UL EQUITY	121,095,600	0.48%
7	UBS AG SINGAPORE NON-TREATY OMNIBUS	91,297,330	0.36%
8	THE NT TST CO S/A HONESTY LLC	60,000,000	0.24%
9	PHILLIP SECURITIES PTE LTD	42,780,960	0.17%
10	KINDARTO KOHAR	42,250,000	0.17%
11	CIMB SECURITIES (SINGAPORE) PTE LTD	32,970,539	0.13%
12	REKSA DANA ASHMORE DANA EKUITAS NUSANTARA	31,052,000	0.12%
13	ASURANSI JIWA MANULIFE INDONESIA	28,372,600	0.11%
14	HSBC-FUND SERVICES A/C 006 HSBC (MALAYSIA) TRUSTEE BHD A/C AFFIN HWANG SELECT A	28,172,800	0.11%
15	PT ELANG MAHKOTA TEKNOLOGI TBK	25,000,000	0.10%
16	OCBC SECURITIES PTE LTD -CLIENT A/C	24,413,035	0.10%
17	HPAM ULTIMA EKUITAS 1	21,450,000	0.09%
18	CLEARSTREAM BANKING S.A. LUXEMBOURG	19,990,436	0.08%
19	LINDRAWATI WIDJOJO	19,128,543	0.08%
20	PT AIA FINL - INV	17,866,100	0.07%
	Others	751,413,779	2.99%
	Total	25,131,606,843	100.00%

SHAREHOLDERS WITH MORE THAN 5% SHARE

During 2017, there were no institutional shareholders with shares above 5% with CIMB Niaga shares other than CIMB Group Sdn Bhd, which is the controlling shareholder of the Company. However, CIMB Niaga still guarantees the rights of the shareholders as stipulated in Article 11 Paragraph 3. of the Articles of Association, that shareholders whether individually or jointly representing at least 1/20 of the total number of shares with valid voting rights, may propose agenda items to the GMS, including in this case nominations to the Board of Directors and Board of Commissioners of the Bank.



No	Description	As of 31 December 2017		
		Number of Shares	Nominal Amount	%
1	CIMB Group Sdn Bhd	22,991,336,581	1,149,566,829,050	91.48%
2	PT Commerce Kapital	255,399,748	12,769,987,400	1.02%
3	Other public shareholders <5%	1,884,870,514	449,920,508,900	7.50%
	Total Paid-up Capital	25,131,606,843	1,612,257,325,350	100.00%



SHAREHOLDER COMPOSITION

COMMISSIONER AND DIRECTOR SHAREHOLDINGS

All members of the Board of Commissioners and the Board of Directors are required to report their dealings in banking and/or CIMB Group shares within 2 business days.

As of 31 December 2017, the Special Register of Shareholding information on the Board of Commissioners and Board of Directors is detailed as below:

Commissioner Shareholdings

Name	Company Shares	CIMB Group Shares	Other Bank/ Company Shares	Financial Institution Non Bank Shares
Dato' Sri Nazir Razak	7,152,029 ¹⁾	43,625,712	-	-
Glenn Muhammad Surya Yusuf	-	-	-	-
Pri Notowidigdo	-	-	-	180 (PT Profesindo Reksa Indonesia)
Zulkifli M. Ali	-	-	-	-
David Richard Thomas	-	165,352	-	-
Armida Salsiah Alisjahbana	-	-	-	-
Jeffrey Kairupan	-	-	-	1,000 (Tehillah Indonesia Synergi)
Ahmad Zulqarnain Onn ²⁾	-	-	-	-
Tengku Dato' Zafrul Tengku Abdul Aziz ³⁾	60,031	766,632	-	-

1) Shares granted from CIMB Group Holdings Berhad under the exercise of Special Interim Dividend-In-Specie and registered under the name of CIMB Securities (Singapore) Pte Ltd A/C Client – Trust.

2) Resigned as Commissioner based on EGMS 24 August 2017.

3) Appointed as Commissioner on 24 August 2017 and effective on 16 March 2018.

Director Shareholdings

Name	Company Shares	CIMB Group Shares	Other Bank/ Company Shares	Financial Institutions Non Bank Shares
Tigor M. Siahaan	6,250,956	-	-	-
Wan Razly Abdullah	9,997 ¹⁾	97,059	-	-
Rita Mas'Oen	27,959 ¹⁾	238,071	-	-
Megawati Sutanto	28,149 ¹⁾	207,908	-	-
Vera Handajani	16,884 ¹⁾	163,999	-	-
John Simon	7,225 ¹⁾	117,717	-	-
Lani Darmawan	-	46,902	-	-
Fransiska Oei	-	30,000	1,234,730	-
Hedy Lopian	-	-	-	-
Pandji P. Djajanegara	325	39,402	-	-
Rahardja Alimhamzah ²⁾	-	-	-	-

1) Shares granted from CIMB Group Holdings Berhad under the exercise of Special Interim Dividend-In-Specie and registered under the name of CIMB Securities (Singapore) Pte Ltd A/C Client – Trust.

2) Effective as Director based on EGMS 24 August 2017.

Management-traded Company Shares

Name	Transaction Period	Share-traded Quantity	Share Quantity after Trading
Tigor M. Siahaan	January 2017	4,853,600	6,250,956

Type of Shareholders with <5% Shares

Type	Shareholder Quantity	Share Quantity	%
Individual (cumulative)	11,112	266,125,612	1.04%
Institution (cumulative)	852	1,874,144,650	7.48%



➤ Number of Shareholders & Percentages Based on Classification

No	Classification	Shareholders	Amount of Shares	%
1	Insurance	39	211,442,441	0.84%
2	Commercial Bank	13	14,367	0.00%
3	Cooperative	13	1,348,613	0.00%
4	Pension Fund	43	16,106,874	0.06%
5	Social Institution	35	2,761,905	0.01%
6	Limited Company	234	201,761,459	0.79%
7	Individual	10,991	257,878,561	1.01%
8	Mutual Fund	62	166,195,688	0.66%
9	Others	62	76,804,410	0.30%
10	Foreign Company	351	23,937,729,406	95.24%
11	Foreign Individual	121	8,247,051	0.03%
12	Owner Unlisted	1	251,316,068	1.00%
Total		11,965	25,131,606,843	100.00%

➤ Development of Capital Structure and Number of Outstanding Shares in the Last Five Years

During the period 2013 to 2017, CIMB Niaga did not issue new shares, thus the composition of capital as of 31 December 2017 remains unchanged, as detailed below :

Description	Share Quantity	Nominal (Rp)
Authorized Capital	50,886,460,336	2,900,000,000,000
A Class Nominal Rp5,000	71,853,936	359,269,680,000
B Class Nominal Rp50	50,814,606,400	2,540,730,320,000
Issued/Paid Capital	25,131,606,843	1,612,257,325,350
A Class Nominal Rp5,000	71,853,936	359,269,680,000
B Class Nominal Rp50	25,059,752,907	1,252,987,645,350
Share Not Yet Issued/Paid	25,754,853,493	1,287,742,674,650
A Class Nominal Rp5,000	-	-
B Class Nominal Rp50	25,754,853,493	1,287,742,674,650

History of Shares Issued and Listing

During 2017, CIMB Niaga did not conduct a private placement. The history of the listing and issuance of CIMB Niaga shares up to the end of the fiscal year is detailed below:

Year	New Shares Issued		Stock Exchange Listing Date	Paid Capital Quantity	
	Share Quantity	Description		Shares	Share Quantity
1989	5,000,000	IPO	29-11-1989	5,000,000	5,000,000,000
1991	1,170,953	Share dividend	19-02-1991	6,170,953	6,170,953,000
1992	5,252,500	Limited Public Offering with pre-emptive Rights Issue (PUT I)	23-12-1992	11,423,453	11,423,453,000
1993	46,353,964	Company Listing	01-03-1993	57,777,417	57,777,417,000
1995	57,777,417	Bonus shares from Agio	26-12-1995	115,554,834	115,554,834,000
1996	42,020,000	Convertible Bond	15-02-1996	157,574,834	157,574,834,000
1996	31,514,487	Limited Public Offering with pre-emptive Rights Issue (PUT II)	15-11-1996	189,089,321	189,089,321,000
1997	Kelas A (@Rp500) 378,178,642	Nominal Amount Resolution (Rp1,000 to Rp500/share)	08-09-1997	378,178,642	189,089,321,000
1997	Kelas A (@Rp500) 340,360,709	Bonus shares from Agio	16-09-1997	718,539,351	359,269,675,500
1999	Kelas B (@Rp5) 71,135,395,749	Limited Public Offering with pre-emptive Rights Issue (PUT III)	09-08-1999	Kelas A 718,539,351 Kelas B 71,135,395,749	359,269,675,500 355,676,978,745
2001	Kelas B (@Rp5) 6,392,132,084	Limited Public Offering without pre-emptive Rights Issue (excluding 782,460,672 B Class share which were not listed)	21-3-2001	Kelas A 718,539,351 Kelas B 77,527,527,833	359,269,675,500 387,637,639,165
2004	Kelas A (@Rp500) 9 Kelas B (@Rp5) 7	Limited Public Offering without pre-emptive Rights Issue	12-5-2004	Kelas A 718,539,360 Kelas B 77,527,527,840	359,269,675,500 387,637,639,200
2004	Kelas A (@Rp5,000) Kelas B (@Rp50)	Merger of 10 times nominal value (reverse stock split)	21-5-2004	Kelas A 71,853,936 Kelas B 7,752,752,784	359,269,680,000 387,637,639,200
	Kelas B (@Rp50) 3,949,757,610	Limited Public Offering with pre-emptive Rights Issue (PUT IV)	31-8-2005	Kelas A 71,853,936 Kelas B 11,702,510,394	359,269,680,000 585,125,519,700
2004	Kelas B (@Rp50) 417,809,500	ESOP Implementation	20-8-2004	Kelas A 71,853,936 Kelas B	359,269,680,000
2005	691,538,316	Warrant Series 1	31-8-2005	12,811,858,210	640,592,910,500
2008	Kelas B (@Rp50) 11,051,151,514	Conversion of 3,915,733,039 PT Bank Lippo Tbk shares in merger	1-11-2008	Kelas A 71,853,936 Kelas B 23,863,009,724	359,269,680,000 1,193,150,486,200
2010	Kelas B (@Rp50) 1,196,743,183	Limited Public Offering with pre-emptive Rights Issue (PUT V) (excluding 11,967,431 B Class shares which were not listed)	30-12-2010	Kelas A 71,853,936 Kelas B 25,059,752,907	359,269,680,000 1,252,987,645,350

Total number of issued shares up to 31 December 2017 is detailed below :

Stock type	Total	Stock Exchange
Number of A Class listed-shares	71,853,936	Indonesia Stock Exchange
Number of B Class listed-shares	24,808,436,839	Indonesia Stock Exchange
Number of B Class not-listed-shares	251,316,068	Not Listed



► Chronology of Other Securities Listings

Information on chronology of CIMB Niaga other securities issued and listed are as follow:

Bonds and Loans	Publication Date	Due Date	Tenor (years)	Coupon	Currency	Nominal (Rp & Other Currencies)	Rating	
							2016	2017
Bonds								
Shelf Registration Bond II Phase II Year 2017 Series A	23-Aug-17	3-Sep-18	1	6.75%	Rp	802,000,000,000	N/A	AAA (Pefindo)
Shelf Registration Bond II Phase III Year 2017 Series A	2-Nov-17	12-Nov-18	1	6.20%	Rp	500,000,000,000	N/A	AAA (Pefindo)
Shelf Registration Bond I Phase II Year 2013 Series C	20-Nov-13	20-Nov-18	5	9.75%	Rp	850,000,000,000	AAA (Pefindo)/ AAA (Fitch)	AAA (Pefindo)/ AAA (Fitch)
Shelf Registration Bond II Phase I Year 2016 Series B	3-Nov-16	3-Nov-19	3	8.00%	Rp	386,000,000,000	AAA (Pefindo)	AAA (Pefindo)
Shelf Registration Bond II Phase II Year 2017 Series B	23-Aug-17	23-Aug-20	3	7.70%	Rp	376,000,000,000	N/A	AAA (Pefindo)
Shelf Registration Bond II Phase III Year 2017 Series B	2-Nov-17	2-Nov-20	3	7.50%	Rp	657,000,000,000	N/A	AAA (Pefindo)
Bank CIMB Niaga Subordinated Bond II Year 2010	23-Dec-10	23-Dec-20	10	10.85%	Rp	1,600,000,000,000	AA (Fitch)	AA (Fitch)
Shelf Registration Bond II Phase I Year 2016 Series C	3-Nov-16	3-Nov-21	5	8.25%	Rp	182,000,000,000	AAA (Pefindo)	AAA (Pefindo)
Shelf Registration Bond II Phase II Year 2017 Series C	23-Aug-17	23-Aug-22	5	8.15%	Rp	822,000,000,000	N/A	AAA (Pefindo)
Shelf Registration Bond II Phase III Year 2017 Series C	2-Nov-17	2-Nov-22	5	7.75%	Rp	843,000,000,000	N/A	AAA (Pefindo)
Total outstanding Bonds				8.52%	Rp	7,018,000,000,000		
Matured								
Shelf Registration Bond II Phase I Year 2016 Series A	3-Nov-16	13-Nov-17	1	7.25%	Rp	432,000,000,000	AAA (Pefindo)	AAA (Pefindo)
Shelf Registration Bond I Phase I Year 2012 Series B	30-Oct-12	30-Oct-17	5	7.75%	Rp	1,400,000,000,000	AAA (Pefindo)/ AAA (Fitch)	AAA (Pefindo)/ AAA (Fitch)
Bank CIMB Niaga Subordinated Bond I Year 2010	8-Jul-10	8-Jul-17	7	11.30%	Rp	1,380,000,000,000	AA (Fitch)	AA (Fitch)
Bank CIMB Niaga Bond I Year 2011 Series B	23-Dec-11	23-Dec-16	5	8.30%	Rp	1,320,000,000,000	AAA (Pefindo)	N/A
Shelf Registration Bond I Phase II Year 2013 Series B	20-Nov-13	20-Nov-16	3	9.15%	Rp	315,000,000,000	AAA (Pefindo)	N/A
Shelf Registration Bond I Phase II Year 2013 Series A	20-Nov-13	20-Nov-15	2	8.75%	Rp	285,000,000,000	AAA (Pefindo)	N/A
Shelf Registration Bond I Phase I Year 2012 Series A	30-Oct-12	30-Oct-15	3	7.35%	Rp	600,000,000,000	AAA (Pefindo)/ AAA (Fitch)	N/A
Bank CIMB Niaga Bond I Year 2011 Series A	23-Dec-11	23-Dec-14	3	7,38%	Rp	180.000.000.000	AAA (Pefindo)	N/A



► List of Business Partnerships

CIMB Niaga has developed partnerships with various business partners, domestic and overseas. Through these partnerships, the Bank aims to achieve its established targets as set out in the Bank Business Plan.

Among the various forms of partnerships undertaken by the Bank to provide the best financial products and services, as well as best optional transaction access to its customers, are:

- Partnership in Sunlife and Sompoo bancassurance products, using the Bank's distribution network and customer base as a target market;
- Partnership in card and network services, such as ATM Bersama, VISA, and Mastercard, in order to expand Bank's network on card-based products;
- Partnership with the software licensee for Silverlake applications in support of the Bank's digital network;
- Partnership with remittance businesses, such as MoneyGram International and Speedsend CIMB Malaysia;
- Other forms of partnerships undertaken by the Bank in the interests of business expansion and sustainable performance improvement.

► Capital Market Supporting Institutions and Professionals

Public Accountant

PUBLIC ACCOUNTING OFFICE "TANUDIREDJA, WIBISANA, RINTIS & REKAN"

(Affiliated with PriceWaterhouseCoopers in Indonesia)
Plaza 89

Jl. HR. Rasuna Said Kav. X-7 No.6

Jakarta 12940 – Indonesia

Telp. : (62 21) 521 2901

Fax. : (62 21) 529 05555

Website : www.pwc.com/id

SHARE REGISTRAR

PT Sirca Datapro Perdana

Wisma Sirca

Jl. Johar No. 18 - Menteng

Jakarta Pusat - Indonesia

Telp. : (62 21) 3140032, 3905320, 3900645

Fax. : (62 21) 3900671, 3900652

RATING AGENCY

PT Pemeringkat Efek Indonesia (Pefindo)

Panin Tower - Senayan City, Lantai 17

Jl. Asia Afrika Lot 19

Jakarta 12170 – Indonesia

Telp. : (62 21) 727 82380

Fax. : (62 21) 727 82370

PT FITCH RATINGS INDONESIA

DBS Bank Tower, lantai 24, suite 2403

Jl. Prof. Dr. Satrio, Kav. 3-5, Jakarta 12940 – Indonesia

Telp. : (62 21) 298 86800

Fax. : (62 21) 29886820

Website : www.fitchratings.co.id

CUSTODIAN

PT Kustodian Sentral Efek Indonesia

Gedung Bursa Efek Indonesia, Tower I, Lantai 5

Jl. Jendral Sudirman Kav. 52– 53, Jakarta 12190

Telp. +62 21 5299 1099

Fax. +62 21 5299 1199

Website: www.ksei.co.id

TRUSTEE

PT Bank Permata Tbk

WTC II, Lantai 28

Jl. Jend. Sudirman Kav 29-31, Jakarta 12920

Telp. : +62 21 523 7788

Fax. : +62 21 523 7253

Website : www.permatabank.com

NOTARY

Kantor Notaris Ashoya Ratam, SH, MKn

Jl. Suryo No. 54, Kebayoran Baru

Jakarta Selatan 12180 – Indonesia

Telp. : (62 21) 29236060

Fax. : (62 21) 29236070



► Periodic Services of Capital Market Supporting Institutions & Professionals in 2017

Supporting Professionals	Service	Commission (fee) in million Rp (including tax)	Assignment Period
Public Accountant	To audit Consolidated Financial Statements for Fiscal Year 2017	The Company's annual audit fees of Rp7,220	Annually for the book of 2017
Legal Consultant	No Periodic services	None	None
Appraiser	No Periodic services	None	None
Notary	No Periodic services	None	None

► Data Access and Corporate Information

Corporate Secretary

Graha CIMB Niaga Lantai 16
Jl. Jend. Sudirman Kav. 58
Jakarta 12190 - Indonesia
Tel. : (62-21) 250 5252, 250 5353
Fax. : (62-21) 252 6749
Email : corporate.secretary@cimbniaga.co.id

Investor Relations

Menara Sentraya, Lantai 31
Jl. Iskandarsyah Raya I A
Jakarta 12160 - Indonesia
Tel. : (62-21) 270 0555
Email : investor.relations@cimbniaga.co.id

► Information on the Company Website


CIMB Niaga's website, <https://www.cimbniaga.com/> can be accessed easily by the public. Information on the website includes :

- Shareholder information up to individual end owner;
- Content of the Code of Conduct;
- Information on the General Meeting of Shareholders (GMS) including agenda items discussed in the GMS, minutes of the meeting of the GMS, date of GMS announcement, date of GMS summons, date of GMS, as well as the date the summary of the minutes of the GMS is published;
- Profiles of the Board of Commissioners and Board of Directors;
- Charters of the Board of Commissioners, Board of Directors, Committees, and Internal Audit;
- Separate annual financial statements (last 5 years);
- Information on banking products and services;

► Education and Training for the Board of Commissioners, Board of Directors, Committees, Corporate Secretary and Internal Audit

Information on the education and training for the Board of Commissioners, Board of Directors, Committees, Corporate Secretary and Internal Audit Unit are included in the discussion in the Corporate Governance Report.

「LIFE'S GREATEST BLESSING IS
A FAMILY **FULL OF LOVE**」



Tenun Sumba

The traditional woven textile of Sumba is easy to recognize: it always features a pattern of animal figures, such as horses, chickens, cockatoos, turtles or alligators, reflecting a desire to be close and harmonious with nature.



► Management Discussion and Analysis

Table of Contents

126	Macro Analysis And Banking Industry
130	Business Segment Review
130	Corporate Banking
134	Treasury and Capital Market
138	Transaction Banking
144	Commercial Banking
148	MSME Banking
154	Consumer Banking
166	Sharia Banking
174	Financial Performance Review
175	Overview
177	Statements of Financial Position
177	Assets
184	Liabilities
188	Equity
189	Statements of Profit and Loss and Other Comprehensive Income
197	Statements of Cash Flow
198	Financial Ratios
200	Commitments and Contingencies
200	Subsidiary Performance
201	Prime Lending Rate
203	Electronic Network Transactions
206	Other Material Financial Information
206	Solvability
208	Collectibility of Loans
209	Capital Structure
210	Investment Property
210	Material Commitments for Capital Expenditure
210	Capital Expenditure 2017
211	Comparison of Target and Realization 2017
211	Projection 2018
211	Material Information and Facts Subsequent to Reporting Date
212	Significant Changes in the Bank and the Group in 2017
212	Information on Dividend Distribution
212	Employee and/or Management Share Ownership





213	Realization of Proceeds from Public Offering
214	Material Information on Investment, Expansion, Divestment, Acquisition, and Debt/Capital Restructuring
214	Information Containing Material Transactions with Conflict of Interests and/or Transactions with Affiliated Parties
214	Spot and Derivative Transactions and Hedging Facilities
215	Significant Agreements
217	Other Important Transactions in Significant Amounts
217	Financial Information That Has Been Reported and Contains Extraordinary and Rare Events
217	Adoption of Foreign Account Tax Compliance Act (FATCA) & Common Reporting Standard (CRS)
218	Regulatory Changes with Significant Impacts on the Bank and the Impact on Financial Statements
221	Changes in Accounting Standards
224	Taxpayer Compliance
224	Business Continuity Information
226	Business Prospect 2018
229	Marketing
234	Risk Management
234	Risk Management Focus in 2017
236	Risk Management Implementation
237	Governance & Organization
238	Risk Appetite
239	Risk Management Process
240	Risk Management Infrastructure
242	Risk Culture
243	Three Lines of Defense
243	Anti Fraud Management
245	ICAAP (Internal Capital Adequacy Assessment Process)
247	Sharia (UUS) Risk Management
248	Bank and Consolidated Risk Profile
248	Integrated Risk Management
249	Implementation of Basel II and Basel III
250	Basel II Pillar 3: Capital Disclosure, Risk Exposure and Risk Management




Management Discussion and Analysis

Macro Analysis And Banking Industry



The world economy was a relatively stronger in 2017. Where in the US show that their economic recovery is continuing and the Eurozone posted better-than-expected economic performance. In Asia, the Chinese economy also delivered better-than-expected growth, while India's economy remains steady and Countries in the ASEAN region continue to show relatively strong performances compared with many other countries in the world. As a whole, the Asia Pacific region continue to perform as the world's engine of growth. Asia Pacific is expected to remain so in 2018.

Gross Domestic Product



Indonesia's GDP has been in a stable growth at **5%** per year for the last 3 years

GLOBAL ECONOMY

By the end of 2017, the world economy had still not given a conclusive signal that would continue to rebound, although 2017 was a relatively stronger year than 2016. In the US, the strengthening of domestic consumption and the labor market suggest that the US economic recovery is continuing. Along with it, from end 2015 until end 2017, the Federal Reserve has raised the Fed Funds Rate five times to 1.50%.

The Eurozone also posted better-than-expected economic performance. Economic growth in the Eurozone during 2017, driven mainly by Germany, France and Italy, saw increased public consumption, credit growth, and productivity, which strengthened the Euro. In response to such economic improvements, European Central Bank (ECB) plans to reduce its stimulus by halving the repurchase of bonds starting 2018.



In Asia, the economy of China delivered better-than-expected growth, albeit only slightly. India's economy remains steady. Countries in the ASEAN region also continue to show relatively strong performances compared with many other countries in the world. As a whole the Asia Pacific region continue to perform as the world's engine of growth. Asia Pacific is expected to remain so in 2018.

THE INDONESIAN ECONOMY

Indonesia in 2018: A 1 trillion dollar economy. Indonesia ended 2017 with a new status, as a country with a nominal Gross Domestic Product over USD 1 trillion. There are only 16 out of 180 countries in the world that have output above USD 1 trillion. The combined total GDP of the sixteen countries is around USD 60 trillion, or roughly 75% of the world's output. Combined with its vast land mass (the world's fifteenth largest) and its sizeable population (the fourth most populous country in the world), Indonesia has become a country with significant geo-economic and geopolitical weight.

The dynamics in the real sector in 2017 indicates a slightly better momentum than in 2016. In 2017, GDP grew by 5.1%, driven primarily by consumption and underpinned by higher investment. The rate of growth of public consumption in 2017 remained steady at nearly 5%, no different from the growth rates of public consumption in 2015 and 2016. The growth of investment was mainly driven by building investment grew by almost 5.8%, much faster than in 2016.

The net export component of GDP rebounded in 2017 against 2016, thanks partly to a rebound in world commodity prices. However, since the ratio of net exports to GDP is small, its contribution margin to GDP is not significant. Notwithstanding, the rebound in export and import activities point to a broader recovery process. The strengthening of commodity prices in the first half of 2017 contributed positively to Indonesian trade surplus, which reached USD 11.8 billion. Government consumption, which in the early part of 2017 contributed to growth, appeared to have lost its momentum.

At the sectoral level, there were four economic sectors



Chairal Tanjung

President Director of PT Trans Media Corpora

Trans Media Corpora started cooperation with CIMB Niaga in 2017. However, as a group, CT Corp had established a long-term cooperative relationship with CIMB Niaga through our various business units.

CIMB Niaga is one of the best of the reputable banks in terms of services in Indonesia. CIMB Niaga can understand our various needs as a business group engaging in a variety of industry sectors. In addition to the media sector, we also have interests in the property and entertainment sectors.

We see that CIMB Niaga has a strong commitment to always be there to assist in the development of our business even during the challenging market conditions over the past couple of years. CIMB Niaga has provided financial solutions suitable to the needs of our company.

We hope that CIMB Niaga will continue to grow in the future, as well as expand quality of services and deliver innovative financial solutions for all customers. Hopefully CIMB Niaga can continuously grow together with us in the future.



MACRO ANALYSIS AND BANKING INDUSTRY

that grew more rapidly than average GDP in 2017: Construction sector (with a share of 10.3% of GDP), Transportation and Warehousing (4.2%), Information and Communication (5%) and Finance and Insurance (4.2%). Business Services (1.8%) grew by nearly 8% yoy in 2017. In total, the five economic sectors combined to contribute 25% to GDP and were the main drivers of the economy in 2017.

The general price level (or inflation) in 2017 provided indications that the economy was slightly stronger in 2017 compared to 2016. The year-average inflation in 2017 was 3.8%, on the back of adjustments in administered prices (ie, electricity prices, fuel and vehicle registration).

Core inflation remained benign. In the months of August and December 2017 core inflation fell to below the 3% yoy threshold, the lowest reading since this data began, with base year 2000. By comparison, in August 2016 core inflation remained at 3.32% yoy.

Throughout 2017, inflation was within the Bank Indonesia target range of 4% (\pm 1%), allowing Bank Indonesia to lower its benchmark 7-Day Reverse Repo Rate to 4.25% by the end of 2017. In total, since early 2015 until the end of 2017 Bank Indonesia has lowered the 7-Day Reverse Repo rate by 200 bps.

The Rupiah was relatively stable in 2017, marking 2017 as the second year in which the Rupiah exchange rate has been stable, mainly supported by the low current account deficit, the decline of the dollar index (DXY) and the yield of US Treasury, as well as the relative improvement in commodity prices compared to 2016. Interest rate yields on Indonesian bonds and Indonesia's sovereign rating increase to investment grade helped boost foreign capital in especially the Indonesian bond market. The sovereign investment grade rating for Indonesia, among other effects, led to a decline in 5-year credit default

swap (CDS) below the 100 index in September - the lowest level since the data was first collected in 2004. Total foreign ownership in government bonds by the end of 2017 reached 40% of the total number of tradable Rupiah denominated bonds.

The net foreign inflow into Indonesia's bond market pushed Indonesia's 10-year bond yield to 6.2% - 6.3% by end of December 2017. This, coupled with Indonesia's trade balance surplus in 2017, which reached USD 11.8 billion, caused foreign exchange reserves to reach USD 129 billion - the highest in the history of Indonesia.

Indonesia's economy in 2018 is expected to grow slightly better in line with expectations of a continuing global economic recovery. Indonesia's economy is forecast to grow by 5.2%; average annual inflation is forecast at 3.5%, and the average annual Rupiah exchange is expected to be around 13,450 per US\$. A projection of economic indicators can be seen in the following table.

Table of Economic Indicators

Indicator	Unit	2017	2018
Economic Growth GDP	(%, yoy)	5.1	5.2
Inflation	(%, year-average)	3.8	3.5
Rupiah exchange rate	(Rp/US\$; year average)	13,360	13,450
SPN interest rate 3 months	(%, year average)	4.74	4.75
Yield of 10-year bonds	(%, year-average)	7.33	6.50
Interest rate of 7DRRR	(%)	4.25	4.25
Fiscal deficit	(% of GDP)	-2.5	-2.2

Source: CEIC, Bloomberg, CIMB-Niaga Research

REVIEW OF THE BANKING INDUSTRY

The relationship between the banking intermediation function and economic growth is established through the relationship between loan growth and investment growth in GDP. In 2017, bank loans grew at 8.2%, only slightly above the 7.8% growth in 2016.

Loans growth in 2017 was driven, among other reasons, by construction investments via government-sponsored infrastructure projects. Alongside the broader economic recovery, investment in machinery and motor vehicles began to rise again in 2017. The growth of bank lending in 2017, however, still originated from state-owned banks.

The growth of third party funds in 2017, reached 10.9%, which was well above the loan growth. Hence, banking industry's Loan-to-Deposit Ratio (LDR) was in the range of 89%. Other health indicators of the banking system indicated stability with industry-wide CAR recorded at 23% and NPL stable at 3%.

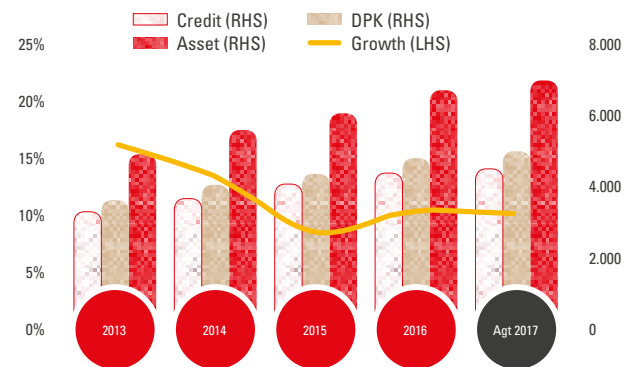
By loan components, consumer loans posted the highest growth of 10.2% in 2017, followed by 6.3% growth in investment loans.

Deposit growth was recorded at 10.9% in 2017, driven primarily by time deposits (growing 9.6%), and CASA (growing 9.5%).

The banking industry's return on assets (ROA) in 2017 improved slightly to 2.47%, against 2.23% in 2016.

The development of credit, assets and deposits in the past five years is depicted in the below chart.

Graph of Assets, Credit and Deposits of Commercial Banks



Source: OJK

Business Segment Review

CORPORATE BANKING

In 2017, Corporate Banking continued to grow in the face of tight competition and a challenging economic situation, reflected in a net profit of Rp1.8 trillion.



7.7%

Corporate Banking's loan increased by **7.7%** yoy to **Rp69.6** trillion



11.6%

CASA of Corporate Banking increased by **11.6%** yoy to **Rp17.7** trillion

CIMB Niaga's Corporate Banking business segment provides working capital loans, investment loans, and financial services and products, as well as Cash Management, Trade Finance and other services for corporate customers and also for bank and non-bank financial institutions. The Corporate Banking business segment coordinates with Transaction Banking and Financial Institutions & Non-Bank Financial Institutions units to deliver innovative products and services to meet customer needs.

STRATEGIES AND POLICIES

Corporate Banking stays focused on serving corporate customers in promising and prospective industry sectors. For 2017, Corporate Banking had set out its strategies and policies, as follows:

1. Continuing the previous year's initiative of focus on developing a customer base of market leaders.
2. Offering an integrated end-to-end working capital loan solution aimed at gaining cash flow to increase revenue from cross-sell.



3. Being active in conducting loan syndications by well managing loan risk, in order to increase revenue.
4. Human resources development through a series of certification training programs.
5. Infrastructure improvement to drive growth in Corporate Banking.
6. Maintaining loan quality management.
7. Increasing the portion of sharia financing.

PERFORMANCE IN 2017

In 2017, Corporate Banking continued to grow in the face of tight market competition and a challenging economic situation, as reflected in a 150.8% increase in profit before tax to Rp1.8 trillion, compared with Rp0.7 trillion in 2016. The significant growth in profit before tax in 2017 was supported by the 12.7% increase in net interest income to Rp2.2 trillion, compared with Rp2.0 trillion in 2016, and the improvement in loan quality

as reflected in the decline of the non-performing loan ratio.

Loans and Syndicated Loans

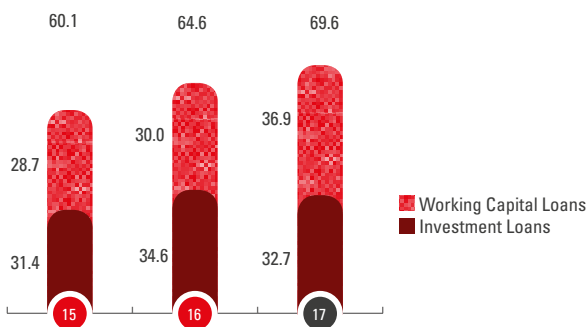
In 2017, Corporate Banking (including Treasury) recorded continuing loan growth. Syndicated loans amounted to Rp45.9 trillion in 2017, with CIMB Niaga contributing 15%. Among some of the more significant loan facilities were those given to PT Agro Multi Persada Tbk., PT Plaza Indonesia Realty, PT Parabandung Propertindo, PT Ti-Phone Mobile Indonesia Tbk., PT Kereta Api Indonesia, PT Waskita Karya Tbk.

The composition of working capital loans accounted for 53.1% of total Corporate Banking loans in 2017, while investment loans reached 46.9%. Loan growth in the Corporate Banking segment in 2017 was supported by the consistent implementation of a

CORPORATE BANKING

number of strategic initiatives, such as market and economic sector diversification, focus on customer segmentation, and strengthening of synergies with CIMB Group entities.

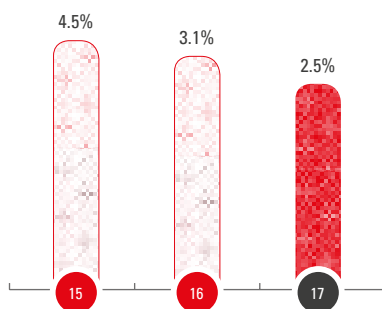
Corporate Banking Loans (Rp trillions)



Loan Quality

CIMB Niaga consistently focuses on improving loan quality by disbursing loans to industry sectors and market leader customers with proven track records and good prospects in 2017. In addition, CIMB Niaga also implemented a number of strategic initiatives to improve loan quality, through restructuring loans and closer monitoring of the loan portfolios. Through these strategic initiatives, CIMB Niaga succeeded to decrease the non-performing loan ratio in the Corporate Banking segment to 2.5% in 2017, down from 3.1% the previous year. CIMB Niaga will continue to apply the principles of prudential banking and risk management principles in disbursing its loans.

NPL Gross Ratio (%)

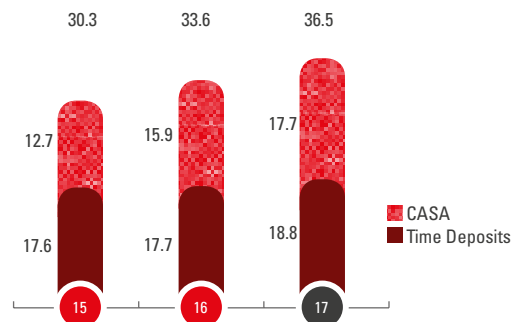


Customer Deposits

In 2017, CIMB Niaga implemented a customer deposits strategy that focused on increasing the amounts of CASA from corporate customers and bank and non-bank financial institutions. Increased CASA means that the customer deposits will be more sustainable in the long term, and allows CIMB Niaga to offer more competitive rates to its customers.

As a result of this strategy, total customer deposits at Corporate Banking (including Treasury) in 2017 amounted to Rp36.5 trillion, up 8.6% from Rp33.6 trillion in 2016. Customer deposits growth was driven by the 11.6% growth in CASA compared with previous year. CASA in the Corporate Banking segment amounted to Rp17.7 trillion, an increase of Rp1.8 trillion compared to the Rp15.9 trillion in the previous year. Meanwhile, the CASA ratio at the end of 2017 was at 48.5%, representing an improvement from 47.2% in 2016. All this is in line with CIMB Niaga's customer deposit strategy to focus on increasing CASA amounts.

Customer Deposits (Rp trillions)



Corporate Banking improved coordination with related units such as Transaction Banking, Corporate Funding, Financial Institutions and Non-Bank Financial Institutions in order to encourage higher account balances in customer current accounts.



HUMAN RESOURCES MANAGEMENT

Human Resources (HR) is also an important element that supports business growth. CIMB Niaga manages its human resources by mobilizing all existing resources and capabilities to respond to challenges and adapt to the competitive banking industry. In coordination with related units, Corporate Banking seeks to enhance the knowledge and competencies of its human resources through structured training programs focusing on improving loans competences, building industry-specific knowledge with due consideration to compliance and risk, and reducing employee turnover to maintain efficiency and continuously revitalize human resources. In addition, specific development programs meet business needs both in managerial competences and leadership, including through professional hires to fill key positions at all levels in the Corporate Banking organization.

PLANS, FOCUS AND STRATEGY FOR 2018

Corporate Banking's plan, focus and strategy in 2018 to achieve business opportunities and growth while anticipating risk include:

1. Increasing the portion of loans to state owned enterprise (SOE) customers in anticipation of increased government funding for infrastructure projects.
2. Expanding the sharia customer base in order to increase sharia financing portfolios.
3. Increasing fee-based income through activities in syndicated loans.
4. Expanding customer portfolios through cross-selling with Cash Management, Investment Banking, Trade Finance, and Treasury products.
5. Developing human resources through training programs.
6. Improving asset quality through a more exacting debtor selection process.



BOARD OF DIRECTORS

PT Plaza Indonesia Realty Tbk

Plaza Indonesia Realty is a real estate developer with a vision of developing high-quality and prestigious properties in premium locations.

Personally, I have known CIMB Niaga since the time of Plaza Indonesia Realty's establishment in 1983. Since 2010, the Company has partnered with CIMB Niaga, benefitting from their responsive, flexible, appropriate services as well as competitive banking products.

In our opinion, CIMB Niaga's products and services provide mutual benefits while suitably fulfilling the operational needs of our Company. Going forward, we envision further opportunities for partnership between the Company and CIMB Niaga to be explored towards an even better relationship.



Business Segment Review

TREASURY AND CAPITAL MARKET



As one of the pioneers of digital banking in Indonesia, CIMB Niaga creates digital banking service initiatives that have driven an increase in foreign exchange transaction volumes through electronic media.

X-TRA FIXED RATE - MARKET LINKED DEPOSIT

Saatnya tenangkan dana Rupiah Anda dengan fixed rate

- Jaminan politik 100% pada saat jatuh tempo
- Tingkat pengembalian potensial hingga 10.35% p.a. (indikasi)
- Pembayaran pengembalian secara 3 bulanan (kuartal)



CIMB NIAGA

STRATEGIES AND POLICIES

In 2017, CIMB Niaga's Treasury and Capital Market segment implemented policies and strategies to drive sustainable business growth. These policies and strategies were implemented through the activities of each respective desk/business unit, using geographical mapping and revenue targets, and by close monitoring of its implementation in accordance with established work plans.

In trading activities, Treasury and Capital Market adopts the market making strategy that prioritizes the identification and fulfilment of changing customer needs (client flow), expansion of business networks to increase transactions volume and provide better pricing, and determine the proper time for an in-or-out position.



In sales activities, Treasury and Capital Market increases its transaction volume through electronic channels, the branch network, addition of new customers, and increasing client awareness of hedging transaction options in accordance with the spirit of risk management as governed under Bank Indonesia regulations.

Treasury and Capital Market also has some of main activities that include the development of new structured products, expansion of the customer base of both corporate and retail customers, and cooperation with small-scale banks as counterparties in forex, bonds and derivative transactions.

PERFORMANCE IN 2017

Implementing strategies and policies throughout 2017 brought positive impacts to the fixed income portfolio of CIMB Niaga’s Treasury and Capital Market, consisting of government and corporate bonds growing to Rp32.9 trillion, compared with Rp24.4 trillion in 2016.



TREASURY AND CAPITAL MARKET

PRODUCT INFORMATION

In 2017, CIMB Niaga's Treasury and Capital Market offered a range of products that create added value to customers. These products are as follows:

1. Market Link Deposit (MLD) is a structured product that combines derivative and deposit instruments. MLD offers yield enhancement and a 100% protection warranty on the principal amount. This product is also flexible and liquid (CIMB Niaga provides daily quotations on the disbursement rate). By its underlying assets, there are two types of MLD, namely interest-rate based and foreign currency-based MLD.
2. Swap Depo is a structured product that offers yield enhancement and a 100% protection warranty on the principal amount. This product combines deposits with FX swap derivative instruments.
3. Strike Currency is a structured product for derivative transactions using currency options based on strike prices.
4. Government Bonds and Corporate Bonds. CIMB Niaga provides daily price quotations to customers to assist in selling or purchasing bonds.

In addition, Treasury and Capital Market also offer other products such as buying or selling foreign currencies through Today, Tom and Spot, as well as the "Call Spread" hedging product, which give customers alternative hedging products other than Forward Plain Vanilla transactions. A Call Spread transaction has its own advantages and disadvantages if compared to Forward transactions, one of which being lower expenses.

SERVICES AND NETWORKS

Treasury and Capital Market operates a network of service locations in several major Indonesian cities, including Jakarta, Medan, Bandung, Semarang, Solo, Surabaya, Denpasar and Balikpapan, personally meeting the needs of customers for treasury products. In addition, electronic transaction services for foreign exchange and securities products are also available at most CIMB Niaga branches in Indonesia. These service points provide real time price quotations with a faster distribution process. Other than at branch offices, customers can also access online and real time foreign exchange services via BizChannel and CIMB Clicks, anytime and anywhere.

UTILIZATION OF INFORMATION TECHNOLOGY

As one of the pioneers of digital banking in Indonesia, CIMB Niaga initiates various digital banking services that have driven an increase in foreign exchange transaction volumes through electronic media. In addition, continuous improvements in these products and an increase in the use of electronic media continue to reduce operational risks and improve the customer experience by facilitating various types of banking transactions through electronic media.

Treasury and Capital Market also uses information technology to get local and overseas information required for determining trading strategies. In addition, information technology is also utilized to inform Treasury and Capital Market products and pricing to all CIMB Niaga branches on a real time basis, to provide an even more competitive pricing option.



AWARDS

In 2017, CIMB Niaga achieved some awards in recognition of excellent performance, as following:

1. AsiaRisk Award 2017, House of the Year, Indonesia
2. Triple A Investment Awards 2017 - Best Derivatives House of the Year, Indonesia
3. Triple A Investment Awards 2017 - Best Structured Products House, Indonesia

PLANS FOR 2018

The Treasury and Capital Market business segment will continue to strive to meet the demands and needs of both corporate and retail customers and will make CIMB Niaga a one-stop banking solution for Treasury and Capital Markets. In 2018, Treasury and Capital Market have established plans to improve performance by adding instruments and channels for retail bond services, as well as the development of digital-based forex transaction services and automation, in line with the growth of FinTech based companies that require such products and services.



VINCENT LIM

CEO FKS Food and Agri

The cooperation between FKS Food and Agri and CIMB Niaga started in 2001, when PT FKS became a customer of CIMB Niaga. The cooperation has continued successfully and developed well up to the present time, where FKS Multi Agro has become the leading company in its field in Indonesia.

FKS Food and Agri uses various banking services, such as Foreign Exchange Transactions to support export-import activities, as well as hedging, Lending Facilities, Cash Management through the Biz Channel, Trade Finance, and other services. The quality of banking services provided by CIMB Niaga was adequate to continuously support the performance of our company. It is our hope to remain in a close relationship to continue supporting our company in the coming years. We are big and growing together with CIMB Niaga.

Business Segment Review

TRANSACTION BANKING

In 2017, Transaction Banking recorded continuing performance growth by following effective strategies and policies throughout 2017. This achievement was supported by CIMB Niaga business growth through product management within Cash Management, Trade Finance, Value Chain and Securities Services.



114%

The number of transactions through BizChannel@CIMB increased by **114%**



33%

The financing volume of trade finance increased by **33%**

CIMB Niaga Transaction Banking provides services for the corporate segment (both large corporations and MSME) and for the bank financial institutions (FI) and non-bank financial institutions (NBFI). Products and services in Transaction Banking include cash management, trade finance, supply chain, payment and bank settlement, custodial and fund administration services, trustee services and loan agency services. Such services are also strengthened by focusing on providing the best services to customers and supported by a solid digital banking platform.

STRATEGIES AND POLICIES

In 2017, Transaction Banking focused on continuing the existing strategy to make CIMB Niaga the operating bank and clearing house for our customers and their respective communities. Towards that objective.



Transaction Banking engages the following business strategies:

1. Innovations in digital banking products, including partnerships with FinTech and product integration
2. Cross selling to corporate and business (commercial and MSME) customers
3. Community banking approach to expand the business into the retail SME segment
4. Business process re-engineering to improve the efficiency of internal processes and service quality to customers
5. Increasing growth of Trade Finance through acquisition of new customers in prospective industry sectors, and continued focus on the ASEAN corridor in optimizing CIMB Group networks.

Cash Management

The Cash Management business, as the anchor product of CIMB Niaga Transaction Banking, continues to grow as indicated by the number of users and the number of transactions made through BizChannel@CIMB. This internet banking platform for the non-retail segment has continuously increased from year to year, with growing numbers of customers actively making transactions and contributing to the growth of the Bank's operating accounts. Cash Management also continues to deliver innovative products to meet customer expectations and to stay abreast of technological advancements, particularly in information technology.



TRANSACTION BANKING

In 2017, to increase operating account growth, Cash Management focused the strategies of:

1. Digitalization, through product innovation and strategic partnerships with FinTech customers
2. Cross Sell, building a cross selling culture to improve product holding and customer stickiness
3. Customer Experience, through better efficiency and business process adjustment, in accordance with customer banking needs, and by aiming for higher customer loyalty
4. Optimized Activity, through increased penetration of cross-border remittance services and pricing adjustments to maximize profits
5. Risk & Compliance, implementing a risk and compliance culture at all levels of the organization.

Trade Finance and Supply Chain

CIMB Niaga provides Trade Finance products to facilitate customer export-import activities, encompassing traditional trade products such as L/C, Bank Guarantee, and trade working capital solutions such as Trust Receipt, Import and Export Financing, Risk Participation and Supply Chain Financing.

In 2017, CIMB Niaga Trade Finance posted continuing business growth whereby the volume of loans under Trade Finance showed an increase. For domestic trade transactions, the Supply Chain solutions continued to support customers' business growth, and to provide financing facilities to business players in supply chains (suppliers, distributors and retailers) with the incentive of less stringent loan terms if compared to other financing facilities in general. This was all supported by strong electronic banking platform in order to help monitor the status of invoices, payments and other transactions.

Securities Services

One CIMB Niaga customer segment in a non-retail segment is NBFIs (Non Bank Financial Institutions) where the anchor products other than cash management also include securities services such as custody service, fund administration, trustee and loan agency. The NBFIs segment include customers in insurance, securities companies, asset managers and pension funds. CIMB Niaga serves as one of the leading banks which provides custody service and acts as a custodian bank. In addition, CIMB Niaga serves as one of the banks mandated by the government to manage investments from the tax amnesty program.

In addition to the products above, CIMB Niaga also provides other services such as as a payment bank and a settlement bank. As mandated by Indonesian Central Securities Depository (KSEI), CIMB Niaga is one of the banks in Indonesia designated as a cash settlement bank for all transactions made in the capital market. CIMB Niaga has rigorously upheld the trust from its customers for such mandate, as CIMB Niaga is still currently serving as settlement bank with the largest market share in Indonesia.

The securities services continue to be developed as the anchor product of Transaction Banking for the purpose of increasing fee-based income and also assisting to increase the amount of third party funds from current accounts.



Financial Institution Group (FIG)

CIMB Niaga recognizes the importance of special skills, which may support the development of the Bank based on the diversity of industries under OJK regulations. Accordingly, CIMB Niaga established a special unit, the Financial Institution Group (FIG), to manage clients from the NBFi segment, which covers insurance companies, securities companies, pension funds, asset managers and multi-finance, and also customers in the Financial Institution (FI) segment.

The focus of this unit is to improve the cross selling activities to optimize synergy within CIMB Group in order to maximize business opportunities by identifying new strong potential markets. Another focus is the individual development of human resources to enable them to contribute more to NBFi strategy development as by developing the positioning of CIMB Niaga as the better partner for banks and non-bank partners.

FIG executed several strategies in 2017 with:

1. Cross Selling to strengthen linkage among products and optimization of synergy with CIMB Group at the regional level for access to new markets.
2. Strategic partnerships with customers to increase the client base.
3. Custody business expansion through a new customer acquisition strategy and deepening market share.
4. Utilization of CIMB Group channels in cooperation to increase intra ASEAN flow.



HADEYANTI SYLVIANI

Finance and Marketing Director of
PT. Rekadaya Elekrika

We are satisfied with the Trade Finance products and services provided by CIMB Niaga.

We have engaged CIMB Niaga to provide us with Trade - Commercial Credit Lines (Letter of Credit/ SKBDN/Sight/Usance UPAS/UPAU/ Trust Receipt and Bank (Guarantee). The products are innovative and are priced very competitively. CIMB Niaga has also done their best in supporting our business and daily trade transactions as well as offering the best business solutions for our needs.

We have developed an excellent relationship since May 2017 and we look forward to continuing this beneficial partnership for the long term.



PETER MOLLOY

President Director of BP/AKR Fuels Retail

PT Aneka Petroindo Raya (APR) is a Joint Venture between BPGL, the International Energy Company and PT AKR Corporindo Tbk. (AKR) to develop a leading fuel retail business in Indonesia that will operate under the brand names of BP/ AKR Fuels Retail. Both parties intend to develop and offer a different consumer proposition to leverage BP's and AKR's capabilities and expertise across Indonesia's growing fuel retail market. This Joint Venture expects to open its first retail site in Indonesia in 2018.

In order to cover our financial business requirements, the JV requires the need for a bank that has a good track record and offers a variety of solutions in cash management. Following a rigorous "Request for Proposal" (RFP) process, the JV has chosen PT Bank CIMB Niaga Tbk. as the main cash management bank to service the business.

We look forward to commencing our partnership with PT CIMB Niaga Tbk.

PERFORMANCE IN 2017

In 2017, CIMB Niaga Transaction Banking recorded another year of consistent performance growth due to the various strategies and policies implemented throughout the year. This achievement was supported by CIMB Niaga business growth with regard to Cash Management, Trade Finance and Value Chain, and Securities Services products.

In terms of Cash Management, the number of active users of BizChannel@CIMB registered an increase of 11%, and the number of BizChannel@CIMB transactions grew by 114%. The increasing number of active customers has contributed to growth of operating accounts whereby the average volume of Rupiah current accounts increased by 15% in 2017 compared to the prior year.

In terms of trade finance and value chain, the financing volume of trade finance increased by 33% and from the result of community building initiatives, total value chain of current accounts rose by 77% in 2017 compared to the prior year. Business growth in both products is much faster than the total growth for all CIMB Niaga's loans and funding, and such growth has increased the total contribution to CIMB Niaga's total profit. This excellent performance is supported by the successful expansion and penetration into the business communities in various industry sectors.



Fee-based income from Securities Services increased by 12% in 2017 as compared to the previous year, mostly generated by fee based income from custodial services, which increased by 27%. The amount of assets under custody increased by 39% in 2017 compared to 2016.

SERVICES AND PROMOTIONS

In the commitment to provide the best banking services to meet customer needs, CIMB Niaga Transaction Banking focuses on re-engineering service processes for customer convenience. Examples of these on boarding processes include a reduction in number of pages for current account and BizChannel@CIMB opening documents, reduction in the turnaround time of registration and implementation of BizChannel@CIMB, and the automation of various back-end processes towards faster customer service and less operational risks.

AWARDS

In recognition of CIMB Niaga's hard work based on the spirit of 'Innovation from the Heart' and a commitment to continually put customers and all other stakeholders as the focus of delivering the best products, services and processes, Transaction Banking received the following awards:

1. The Asset Triple A Treasury, Trade & Risk Management Awards 2017 as Best Transaction Bank in Indonesia

2. The Asset Triple A Treasury, Trade & Risk Management Awards 2017 as Best Cash Management Bank in Indonesia
3. The Asset Triple A Treasury, Trade & Risk Management Awards 2017 as Best Supply Chain Solutions for Manufacturing Industry in Indonesia
4. The Asset Triple A Treasury, Trade & Risk Management Awards 2017 as Best Supply Chain Solutions for Consumer Goods Industry in Indonesia
5. The Asset Triple A Treasury, Trade & Risk Management Awards 2017 as Best e-Solutions Partner for e-Commerce industry in Indonesia
6. Global Finance, Best Trade Finance Provider in Indonesia.

PLANS FOR 2018

In 2018, CIMB Niaga Transaction Banking will continue with strategies implemented in 2017, with increased emphasis on:

1. Digital strategy, through innovation and product development according to customer needs
2. Operating account, to grow CASA as a source of low-cost funding
3. Trade finance, by growing the client base and maintaining asset quality
4. Custody business, through a strategy of deepening market share
5. Customer Experience, by continuously improving customer satisfaction to create customer loyalty.

Business Segment Review

COMMERCIAL BANKING

In 2017, profit before tax of Commercial Banking increased to Rp399.7 billion. This achievement was supported by increased non-interest income of 210.4% to Rp225.4 billion, compared to Rp72.6 billion in the previous year.



6.9%

Commercial Banking loans increased by **6.9%** yoy to **Rp31.9** trillion



18.9%

CASA of Commercial Banking increased by **18.9%** yoy to **Rp9.4** trillion

In 2017, Commercial Banking loans continued to grow selectively in the midst of tight competition and challenging economic conditions. Loan growth was focused on locations with good GDP and in sectors with strong potential, such as manufacturing, construction and agriculture. Loan growth was supported by strengthening organizational functions such as Business Credit Teams to improve the quality of loan proposals (underwriting) and Client Services related to loan transactions and administration.

Commercial Banking continued to innovate in strengthening the CIMB Niaga brand among top rated debtor groups, by offering fast and precise solutions, comprehensive and integrated services, easy transactions, and strong customer relationships.

STRATEGIES AND POLICIES

In 2017, Commercial Banking continued a recalibration process, which is a continuous process of innovation and improvement from 2016, through several initiatives implemented in 2 phases:



1. Phase 1 is the strengthening and balancing stage that focuses on:
 - a. Improved loan processing
 - b. Loan growth with considering loan quality on new loan bookings
 - c. Strengthened loan monitoring & maintenance through Early Alert Tools & Stress Tests, Product & AQ, and Portfolio Management System
 - d. Reviewing focus and extent of Commercial Banking.
2. Phase 2 is the stabilizing and culture building phase that focuses on maintaining momentum on improving human capital performance and quality through the provision of continuous training and certification.

Implementation of the above strategies and policies resulted in several positive impacts including:

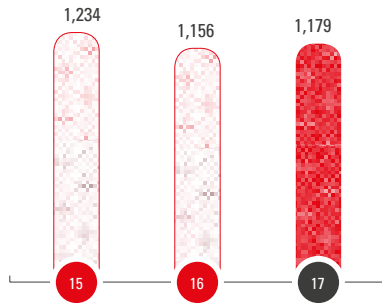
1. Operational risks improvement
2. Improvement in asset quality
3. Improvement in employee productivity.

PERFORMANCE IN 2017

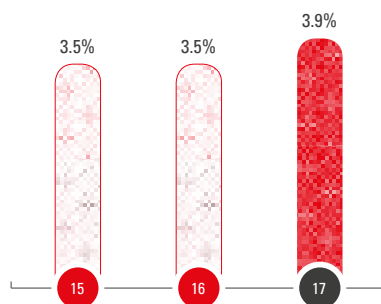
In 2017, profit before tax of Commercial Banking increased to Rp399.7 billion, compared to a loss amounting to Rp166.1 billion in the previous year. This increase was supported by an increase in non-interest income (Noll) of 210.4% to Rp225.4 billion from the previous year's Rp72.6 billion. Commercial Banking's net interest income increased by Rp22.7 billion, or 2.0%, from Rp1.16 trillion in 2016 to Rp1.18 trillion in 2017. Operational expenses were well-managed and declined by 3.0% to Rp195.3 billion in 2017 from Rp201.2 billion in 2016.

COMMERCIAL BANKING

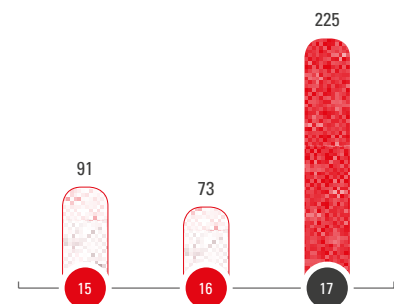
Net Interest Income (Rp billion)



Net Interest Margin (%)



Non Interest Income (Rp billion)



Loan Disbursement

Total commercial loans increased by Rp2.1 trillion, or 6.9%, to Rp31.9 trillion in 2017 from Rp29.8 trillion in 2016. This increase caused a higher contribution of Commercial Banking loans to total CIMB Niaga loans to rise to 17.2% in 2017 compared to 16.6% in 2016.

Working capital loans of Commercial Banking increased by Rp2.6 trillion, or 14.6%, to Rp20.7 trillion compared to 2016's Rp18.1 trillion. Meanwhile, investment loans decreased by Rp0.6 trillion, or 5.0%, to Rp11.2 trillion from Rp11.8 trillion in 2016. This is in line with the CIMB Niaga strategy and focus on working capital loans.

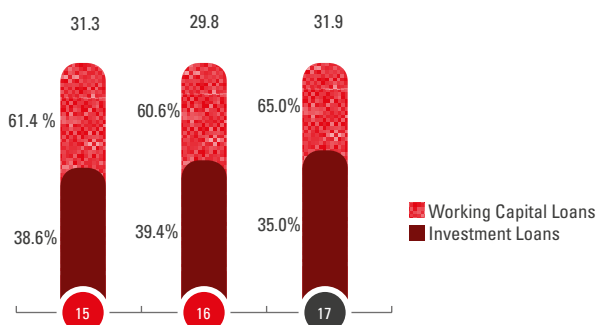
Loan Quality

In order to improve the quality of Commercial Banking loans, a recalibration process of several initiatives were undertaken:

1. Improved work processes, by establishing special units to support loan activities such as Commercial Centers, Client Services, Early Alerts, Portfolio Management and Asset Quality, where these units will focus on improving loan processes as well as integrated loan quality as a first line of defense.
2. Re-mapping focus and footprint, by identifying areas with growth potential and focusing on the largest industries in each region.

In 2017, the gross non-performing loans ratio stood at 8.2%. Other efforts by CIMB Niaga to improve loan quality included regular and continuous identification to avoid potential losses, and intensified cooperation with recovery unit to obtain the best solution.

Loan (Rp trillion)



* including account transfers

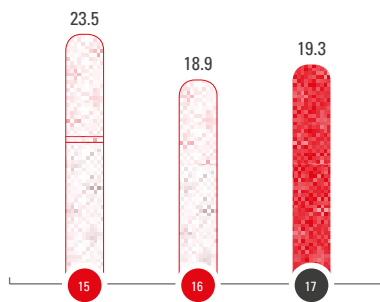
Customer Deposits

In 2017, total customer deposits from Commercial Banking increased by 2.1% to Rp19.3 trillion from the same position in 2016 of Rp18.9 trillion. Meanwhile, LDR increased significantly by 165.3% in 2017 compared to 158.4% in 2016.



From total customer deposits, time deposits declined by Rp1.0 trillion, or 9.5%, to Rp9.9 trillion from Rp10.9 trillion in 2016, while CASA increased by 18.9%, or Rp1.5 trillion, to Rp9.4 trillion compared to Rp7.9 trillion in 2016. With the increase in CASA, Commercial Banking could offer more competitive pricing.

Customer Deposits (Rp trillion)



PLANS FOR 2018

Commercial Banking has formulated strategies and policies to be implemented in 2018. In order to respond to challenges and opportunities, Commercial Banking will:

1. Focus on areas and industries that have strong potential growth
2. Increase cross-selling in line with customer needs
3. Increase TAT (turn around time) and speed of loan processing
4. Strengthen integrated first line of defense to maintain asset quality.



BUDI TIRTAWISATA

CEO Panorama Group

I have had a personal account at Bank Niaga (at that time) since 1986, and since 2008, our business in tourism & hospitality established cooperation with CIMB Niaga for financing several of our hotel development projects.

In the past few years we have experienced excellent service improvement from all CIMB Niaga's officers starting from the junior, middle, up to the senior management / Board of Directors level.

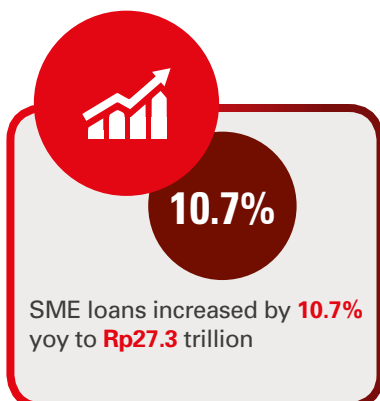

CIMB Niaga also has created conducive environment by paying attention and communicating well with us as customers. CIMB Niaga has become the bank with comprehensive understanding of our business and this is very positive.

We hope that CIMB Niaga continues to thrive by asserting employee professionalism as a major asset which is supported by the implementation of revolutionary technology.

Business Segment Review

MSME BANKING

In 2017, MSME Banking implemented initiatives to support established strategies through Lending Programs tailored to customers' needs.



STRATEGIES AND POLICIES

Micro-Small-Medium Enterprises (MSME) Banking implemented a number of strategies and policies in 2017, including expanding loan disbursement while maintaining prudence in providing loans, and increasing customer deposits, especially in CASA. In addition, an internal recalibration was undertaken in order to improve work efficiency and service quality for customers, all the while facing tight business competition.

In 2017, MSME Banking implemented initiatives in support of its strategies through a lending program tailored to customer needs and in support of MSME business development.

In terms of customer deposits, MSME Banking grew its portfolio by increasing its CASA. One strategy was to offer product bundling with each loan facility, so as to create an attractive product package that meets customer needs.



MSME Banking also continued to strengthen a high-quality and high-potential customer base by collaborating with other units through referral and cross-selling programs.

Along with the Government’s program to develop the Micro, Small and Medium Enterprise (MSME) sector, since 2013, CIMB Niaga has continuously provided innovative MSME banking products and services. CIMB Niaga applies 2 (two) strategic approaches in this business: the direct approach and indirect approach, each of which are followed by the two sub-segments of MSME Banking, namely SME Banking and Micro Linkage.

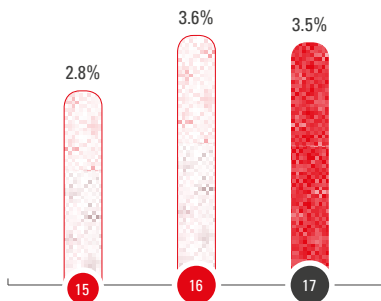
In order to strengthen the monitoring of loan quality, MSME Banking has established the Early Detection and Asset Quality Management team, which provides portfolio-wide and comprehensive loan quality monitoring, from detection of debtors’ condition using predictive tools, through the monitoring of arrears, to settlement of non-performing loans.

MSME BANKING

PERFORMANCE IN 2017

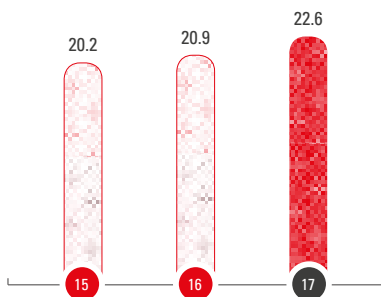
In terms of assets, MSME Banking succeeded in a loans growth of 4.3% to Rp35.0 trillion in 2017, from Rp33.6 trillion in the previous year. Increased loan risk was anticipated through this loan expansion with prudent lending considerations. As such, the ratio of non-performing loans decreased to 3.5% in 2017, compared to 3.6% in 2016.

NPL Gross Ratio (%)

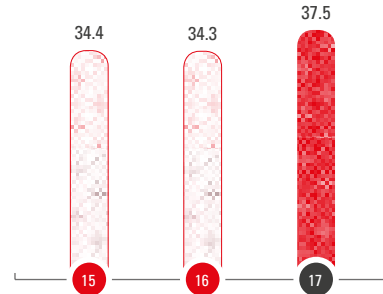


Meanwhile, total customer deposits increased to Rp37.5 trillion. This increment was contributed by 10.9% growth in time deposits from Rp13.4 trillion in 2016 to Rp14.9 trillion in 2017, and an 8.3% growth in CASA to Rp22.6 trillion. One of the drivers of this significant customer deposits growth was the increase in financing disbursed through the MSME special financing, which required business partners to open an account in CIMB Niaga.

CASA (Rp trillion)

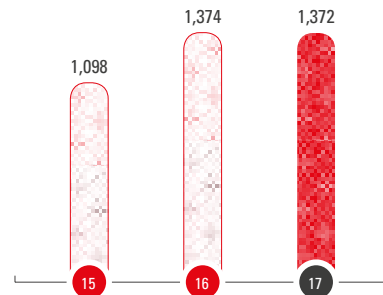


Customer Deposits (Rp trillion)



In 2017, MSME Banking recorded Rp1.4 trillion in profit before tax, relatively the same level as in 2016.

Profit Before Tax (Rp billion)



In 2017, CIMB Niaga completed the Mikro Laju recalibration, so going forward, CIMB Niaga will focus more on SME Banking and Micro Linkage business units.

1. SME Banking

The SME Banking unit serves small and medium scale businesses and entrepreneurs across Indonesia. Several initiatives have been undertaken by this unit, which primarily aim to enhance business growth and accelerate the loan process while applying and maintaining prudent principles in loan distribution.

MSME loan programs include a loan program for additional loan facilities for existing CIMB Niaga debtors with good track records, to be used for further business development by those debtors, as



well as loan facilities disbursed to new customers in the SME sector. In addition, SME Banking engaged in continuous improvement of loan processes so as to achieve a higher level of customer satisfaction.

The SME Banking unit also continued to intensify implementation of loan processes with the established Risk Acceptance Criteria, now known as the Retail Lending Program (RLP), as a response to changes in a business environment that is increasingly competitive and growing rapidly. The system is capable of providing financing analysis based on validated historical data, resulting in faster loan processes while maintaining the loan quality.

In 2017, SME Banking recorded a loan increase of 10.7% to Rp27.3 trillion, from Rp24.6 trillion in 2016. This increase was the result of numerous initiatives undertaken by CIMB Niaga to improve performance.

Meanwhile, customer deposits in 2017 grew by 13.0%, from Rp31.9 trillion to Rp36.1 trillion. Of total customer deposits, CASA funds were recorded at Rp21.8 trillion, or increasing by 8.6% from Rp20.0 trillion in 2016. Time deposits were recorded at Rp14.3 trillion, or up by 20.5% from Rp11.9 trillion in 2016. The growth in customer deposits is also a result of the support and cooperation with the Sales and Distribution (SnD) unit under Consumer Banking as the unit responsible for customer deposits acquisition, as well as implementation of cross-selling activities performed by SnD and SME. The customer deposits increase in SME Banking was also supported by the implementation of the supply chain concept with regard to distributors and suppliers of SME debtors.



I NYOMAN PARMA, SE

President Director

KETUT VIRGOYASA, SE

Director

BPR Suryajaya Kubutambahan

We have developed a relationship with CIMB Niaga for 14 years, since 2004. The products and services we use include Demand Deposits, term Deposits, and Financing Facilities. The quality of services provided by CIMB Niaga has been very satisfying, and our requests have always been swiftly responded to.

We hope that in the future CIMB Niaga will be able to improve its services to customers even further, particularly for BPRs, as well as providing more competitive interest rates.



HERU CAHYONO

Batik Omah Laweyan

The cooperation with CIMB Niaga has been going on for 13 years ever since I opened a savings account with CIMB Niaga for the first time on 16 July 2004. Further, to make things easier for me in the operations of Batik Omah Laweyan Store, I have also installed Bank CIMB Niaga's ATM and EDC facilities at my store.

On several occasions, when I needed explanation about some new issues related to banking, or about facilities available for me at CIMB Niaga, I have always been satisfied with the quality of services from Bank officers who have responded promptly and in a friendly manner.

For the future, I hope CIMB Niaga will be even more accessible for customers, not only those in the modern business segment, but also those in the general public who want trusted services in lending and deposit-taking.

2. Micro Linkage

Micro Linkage is a MSME Banking sub-segment that applies an indirect approach, i.e., establishes strategic partnerships, using linkage cooperation patterns, in the form of executing, channelling and joint financing. Strategic partners who cooperate with Micro Linkage are "Koperasi Unit Desa", plantations that apply the nucleus system, regional development banks (BPD), People's Credit Banks (BPR), and other agencies that can potentially increase the scale of SME lending. The aim of this strategy is to better identify and quantify the market potential of SMEs in accordance with the diversity of their business and at the same time take advantage of the presence of strategic partners who can help the growth of the SME business segment. Each strategic partner is instrumental in the process of distribution of funds and collection, which ensures that the quality of the assets will be maintained.

One example of this business model is financing for palm oil farmers. The distribution of financing to farmers is conducted by Micro Linkage with cooperatives whose members are farmers and with plantation companies (core companies) as partners. Through cooperatives, farmers receive loans from CIMB Niaga to be used for the launch and maintenance of oil palm plantations, where the harvest would later be purchased by plantation companies.

Meanwhile, SME Banking is a strategic partner of financial institutions including regional development banks (BPD), People's Credit Banks (BPR) and cooperatives. On the other hand, the end-users, financed by CIMB Niaga, are customers from BPD and BPR, as well as members of cooperatives. These partners are appointed as marketing, collection, and security agents for CIMB Niaga. Business development in Micro Linkage is supported by 21 branches (including desks) throughout Indonesia, with some 80 employees in total.



In 2017, Micro Linkage disbursed loans of Rp2.5 trillion, with the total of its loan portfolio reaching Rp7.7 trillion at the end of 2017.

To overcome the challenges of declining loans in connection with the limited economic growth, the Micro Linkage unit intensified its monitoring program and deepened its analysis of loan quality through more effective communication with strategic partners.

PLANS FOR 2018

MSME Banking has developed a number of strategies and policies as set out in the Bank Business Plan to achieve sustainable growth. In 2018, MSME Banking will undertake strategic steps by continuing to increase loan growth while maintaining prudent principles.

To support the growth of businesses in the MSME sector, the Lending Program will be continued and expanded, as well as adjusted to market needs. The Lending Program is also expected to accelerate the debtor analysis and evaluation process, so as to improve loan services to customers.

To maintain loan quality, MSME Banking will build its infrastructure to strengthen Asset Quality Management, focusing on loan monitoring as a preventive action should there be any indication of asset deterioration.

In terms of customer deposits, MSME Banking will continue to focus on CASA for portfolio growth. The bundling program strategy with loans will continue as it has proven effectively in expanding the customer base and increasing CASA amounts.

MSME Banking will also strengthen the potential and quality of its customer base through collaboration with other units in referral and cross-selling programs, and the optimizing and upgrading of value chain and trade finance products. Features in value chain products will continue to be developed, both in terms of product and control.

Process improvements will be pursued intensively to increase work efficiency and service quality, by accelerating loan time processing through the simplification of loan documents and processing procedures.

MSME Banking will also continue to improve the efficiency of operational costs through cost control management and smart spending policies.

All of these strategies are expected to foster and accelerate the loan process but still maintain loan quality and meet targets set by the management.

Business Segment Review

CONSUMER BANKING

Strategies and policies were applied in Consumer Banking in order to build sustainable business growth, providing services to customers to raise CASA, increase fee based income, improve customer experience, as well as create efficiency, generate investment in electronic channels, and focus on the sharia segment.



12.0%

Mortgages increased by 12.0% yoy to Rp27.0 trillion



92%

92% of customers' financial transactions via branchless banking

STRATEGIES AND POLICIES

CIMB Niaga puts customers as the main priority in providing the best banking services and offering banking products to help customers meet their financial needs. In 2017, Consumer Banking focused on improving performance and customer experience. Strategies and policies were applied in Consumer Banking in order to build sustainable business growth and provide those services to customers to raise CASA, increase fee based income, and improve customer experience through measuring

customer satisfaction. Steps were also taken to create efficiency, generate investment in electronic channels, and focus on the sharia segment.

CIMB Niaga fully realizes that the productivity improvements which impact on revenue growth must be accompanied by a high level of customer satisfaction in order to maintain, and improve, services in the future. In 2017, the Consumer Banking segment focused on continuous internal improvements in terms of service processes. Working closely with



several consultants, CIMB Niaga measured the level of customer satisfaction through several research methodologies ranging from mystery shopping to providing in-depth questionnaires to customers related to CIMB Niaga's services.

CIMB Niaga strives to improve efficiency without compromising service quality for its customers. This matter is realized in part through optimizing the number of branches and simultaneously increasing investments in other sectors, especially through investment in electronic channels. This strategy was approached through observing and adapting to customer behavior trends, which tend to reflect the desire to have easier transaction processes in real time through mobile banking and internet banking.

Another strategic policy in Consumer Banking is focus on Syariah First from CASA, mortgages, credit cards, and other sharia banking products. This strategy was able to increase the pre-tax profit of Sharia Consumer Banking by 125.4% compared to the previous year. In 2017, CIMB Niaga succeeded in registering 49,855 Hajj pilgrimage accounts, a significant increase compared to the 17,609 accounts in 2016. Sharia home financing also experienced rapid growth, increasing 103.1% compared to the previous year.

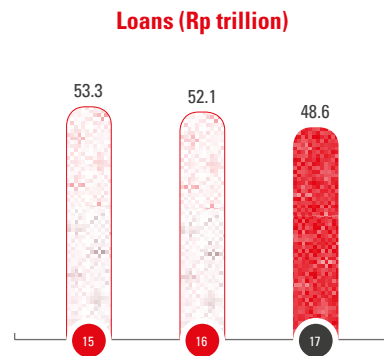
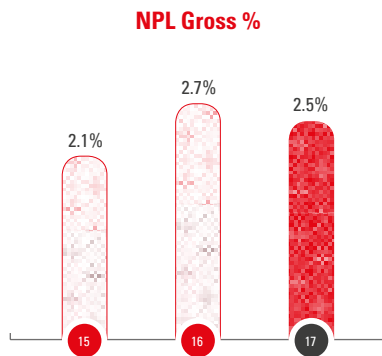
PERFORMANCE IN 2017

Consumer Loans Segment

In 2017, Consumer Banking (including subsidiary) recorded a 6.7% decline in loans, or a decline of Rp3.5 trillion to Rp48.6 trillion compared to Rp52.1 trillion in 2016. The decrease was primarily due to a 41.1%

CONSUMER BANKING

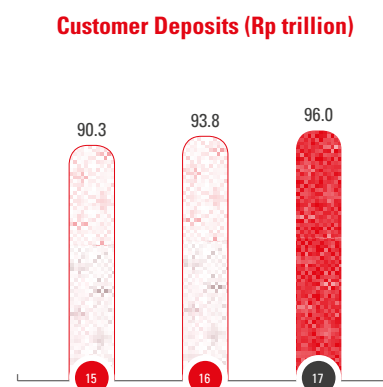
decline in auto loans, or a decline of Rp6.1 trillion to Rp8.7 trillion, compared to Rp14.8 trillion in 2016. Other consumer credit sectors experienced higher growth such as mortgages and personal loans (KTA). Meanwhile, the non-performing loans ratio improved to 2.5% from 2.7% in 2016.



Description (Rp billion)	2015	2016	2017	Growth (%)	
				2015-2016	2016-2017
Mortgages	23,465	24,110	26,996	2.7	12.0
Auto Loans	18,750	14,807	8,721	(21.0)	(41.1)
Credit Cards	6,368	8,244	8,149	29.5	(1.1)
Personal Loans	2,630	3,347	3,582	27.3	7.0
Multipurpose and others	2,074	1,622	1,191	(21.8)	(26.6)
Total	53,287	52,130	48,639	(2.2)	(6.7)

Customer Deposits

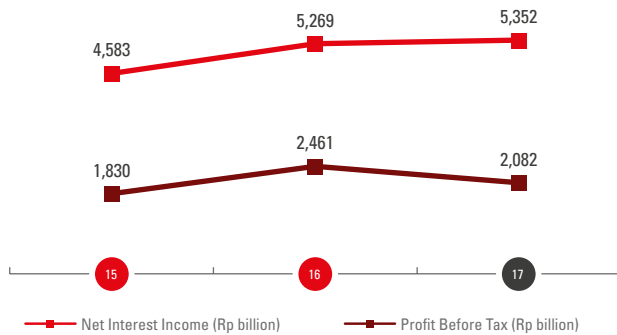
In 2017, total customer deposits of Consumer Banking grew by 2.3%, or Rp2.2 trillion to Rp96.0 trillion compared to Rp93.8 trillion in 2016. The increase in customer deposits was mainly driven by growth in CASA by 5.3%, aligned with Banks focus to grow CASA. Customer deposits were mainly contributed from savings products by 5.0%, or Rp2.3 trillion to Rp47.3 trillion from Rp45.1 trillion in 2016, followed by the growth of demand deposits to Rp2.4 trillion compared to Rp2.1 trillion in the previous year. This customer deposits growth was achieved through the innovations of various saving products, and cross-selling products to customers.





Consumer Banking Income

In 2017, Consumer Banking (including subsidiary) recorded a decline in profit before tax of Rp2.1 trillion, decreasing by 15.4%, or Rp379 billion compared to Rp2.5 trillion in 2016. Net Interest Income (NII) of Consumer Banking increased by 1.6% to Rp5.35 trillion from Rp5.27 trillion in 2016. CIMB Niaga, including Consumer Banking, is more selective in determining the loan quality, and took proactive steps to maintain portfolio strength.



CONSUMER BANKING'S OPERATIONAL PERFORMANCE BY SEGMENTS

Mortgage Loans

In the midst of tight competition, CIMB Niaga is now recognized as one of the five largest mortgage loan providers in Indonesia. This position was attained through strategies and initiatives focused on introducing innovations to gain more customers.

Within mortgages, CIMB Niaga offered innovative and competitive products to fulfill customer needs. One of these products is KPR Xtra Manfaat, which has the benefit that a savings balance can decrease the loan interest installment portion and so facilitate a larger portion of principal to be paid, allowing customers to finish the loan period in a shorter time. As an additional interesting feature, KPR Xtra Manfaat can be linked to up to 9 saving accounts. Conversely, CIMB Niaga also offered new features for KPR Sharia with a MMQ akad (contract), popularly known as KPR iB Flexi, which facilitates home purchase through indent, with lower down payment over a longer period of time.




BERNARD SALEH

Professional Photographer

I have been a customer of CIMB Niaga since 2012. At that time, I needed to open bank accounts for my employees who lived all across Jakarta. After researching, I found out that CIMB Niaga's Digital Lounge allows me to conduct account openings with straight-forward documents, and moreover, the operating hours of the Digital Lounge are quite flexible and open at most of the malls across Jakarta. This is super easy for my employees to go and open their accounts.

Go Mobile and CIMB Clicks are my go to channel for all of my banking transactions, mostly for salary payments, bill payments or transfers. I like the new Go Mobile, the interface of the new Go Mobile is very user friendly. In the future, I hope CIMB Clicks got upgraded just like Go Mobile. All the best to CIMB Niaga.



HENDRI WANADRI

CEO CV Mandiri Anugerah Sejahtera

In 2012, I established a mutually beneficial cooperation and I picked CIMB Niaga as the bank partner. In addition to being one of the largest banks in Indonesia, CIMB Niaga also offers products that are tailored to my needs such as savings, time deposit, credit card, insurance and digital services through Go Mobile and CIMB Clicks. The quality of services provided by CIMB Niaga is always personal, prompt, and makes us feel special. Especially since the introduction of Digital Lounge, banking access has become very convenient and is not restricted by time.

I hope CIMB Niaga does not become too content with its excellent quality and keeps innovating to improve its services to customers.

CIMB Niaga also complements its mortgage products with a variety of attractive and competitive pricing options. One of the options is the Smart Rate Pricing scheme that allows customers to have clear reference in the determination of the floating interest rate from the earliest loan stage y using the 7 Day Reverse Repo Rate as reference, which can be accessed directly through the Bank Indonesia website.

In enhancing the brand awareness of mortgage loans, CIMB Niaga organizes a variety of promotional activities, through CIMB Niaga promotional events or in collaboration with leading and long-time developer partners. Such events feature the exhibition of house products and flagship mortgage services with low interest rates. Several exclusive promotions with leading developers have also been launched to provide more benefits for CIMB Niaga’s mortgage customers. In addition throughout 2017, CIMB Niaga continued to harmonize relationships with developers, maintaining interest rates in order to remain competitive, and increasing the speed of mortgage processing and extending loan tenure to 25 years, to attract first-time mortgage customers.

In 2017, CIMB Niaga successfully booked a mortgage portfolio growth of 12.0% to Rp27.0 trillion, from Rp24.1 trillion in 2016. The ratio of non-performing loans was still at 2.5%, equal to 2016. In addition, CIMB Niaga achieved excellent growth of sharia home financing by 103.1%, reaching Rp5.4 trillion, compared to Rp2.7 trillion in 2016.

CIMB Niaga’s mortgage businesses also earned an award from an independent party, by receiving an award from Housing Estate Awards 2017 for being “Most Innovative Bank on Mortgage Products”.



In the future, property businesses prospects are expected to provide a significant contribution to the growth of the national economy. CIMB Niaga will strive to expand its market share of mortgage loans and home financing, through targeted joint promotional events with the developers. CIMB Niaga will also continue to demonstrate its commitment to increase competitiveness by prioritizing service quality, process speed and mortgage product innovatives in accordance with customer expectations and needs.

Auto Loans

Auto Loans are the second largest contributor to CIMB Niaga's Consumer Banking loan portfolio after mortgage loans. CIMB Niaga distributes auto loans to customers, both directly and indirectly. Direct auto loans are made through branches, while indirect auto loans are conducted through subsidiary, PT CIMB Niaga Auto Finance (CNAF) and through joint-financing payment schemes with other multifinance companies.

In 2017, the Auto Loan portfolio stood at Rp8.7 trillion (including subsidiary) with a non-performing loan ratio at 1.3%. CIMB Niaga will continue to improve the speed of loan processing, focusing on expanding customer acquisition programs and improving service quality, accelerating the expansion of market reach to various regions throughout Indonesia, continuing to strengthen relationships with dealers and showroom partners, and cross-selling to internal customers.

Personal Loans

In the Personal Loan segment, CIMB Niaga implemented a loan disbursement strategy by offering through CIMB Niaga branch offices and through companies using payroll payments through CIMB Niaga. In addition, CIMB Niaga also relies on the speed of loan processing and the application of risk-based pricing as a key strategy to increase market share and improve performance.

In 2017, the Personal Loan business achieved a growth of 7.0% to Rp3.6 trillion compared to Rp3.3 trillion in 2016.

CIMB Niaga continues to implement cross-selling initiatives which have proven to be very effective in improving the performance of Personal Loans. Through cross-selling, CIMB Niaga provides loan facilities to customers with good track records, so that the loan quality is well maintained.

Wealth Management & Bancassurance

CIMB Niaga offers a variety of wealth management products, including treasury products consisting of foreign exchange, strike currency, market-linked deposits, swap depo and bonds, mutual fund products, and insurance. These products are designed to meet the needs of those customers who plan, develop and protect their assets to ensure a better financial condition in the future. Meanwhile, Bancassurance is one of CIMB Niaga's mutual benefit businesses, offering both loss insurance and life insurance products achieved through partnerships with insurance companies, such as Sun Life Financial Indonesia, AIA Financial, Sampo Insurance Indonesia and several other insurance companies. The insurance products offered include Mortgage Loan Insurance, Auto Loan Insurance, and other similar products issued by CIMB Niaga. Bancassurance also supports CIMB Niaga's One Stop Banking system.

In 2017, CIMB Niaga succeeded in increasing the productivity of Wealth Management sales and insurance products. Sales volume of insurance products in branches increased by 27.1% compared to 2016. In addition, the increase in sales of Wealth Management products can also be seen from the increased sales of mutual funds by 108.6% and market link deposits 37.5% higher than in 2016. This increase in sales productivity is supported by a cross-



CONSUMER BANKING

selling Wealth Management product strategy and comprehensive training for frontliner sales staff in branches.

Wealth Management's business performance and sustainable insurance growth was inseparable from CIMB Niaga's active role in educating the public on the importance of investment and portfolio diversification to optimize both protection and investment returns. Throughout 2017, CIMB Niaga conducted customer-gathering events related to Wealth Management and insurance product socialization and marketing.

Credit Cards and Debit Cards

CIMB Niaga is committed to provide convenience for customers in carrying out their daily activities with the the Bank's many credit card and debit card products. In 2017, CIMB Niaga conducted credit card management and development in the Classic, Gold, Sharia Gold, Platinum, Ultimate, Infinite, World and Corporate categories to reach different customer segments with their varying needs and preferences. In line with CIMB Niaga commitment, in 2017 CIMB Niaga's credit card products were awarded "Best Credit Card Product of The Year" by The Asian Banker, and "Best Cross Border Program" by MasterCard International.

In 2017, CIMB Niaga recorded as the largest sharia card issuers in Indonesia. CIMB Niaga was also listed as one of the largest credit card issuers in Indonesia with a market share of 14.1%, increasing from 13.0% in 2016. The number of credit cards grew by 7.8% to 2.4 million cards, with total sales volume increasing by 9.4% to Rp27.7 trillion from 2016. The non-performing loans ratio improved to 2.3% from 2.7% in 2016.

Throughout 2017, CIMB Niaga Debit Card products remained a customer favorite as payment tool for daily transaction needs. The ease of access of the ATM networks in the country and abroad and promotional

programs as well as attractive offers from merchant partners were also a major attraction for customers. In addition, several promotional programs were conducted by collaborating with Hypermart, Lottemart, Century and Cinema XXI and with many other merchants. All of these programs provided benefits for CIMB Niaga Debit Card users.

The results from the promotional programs recorded that the total number of CIMB Niaga Debit Cards in circulation was 4.4 million cards at the end of 2017, up by 31.5% from the 3.4 million cards in 2016.

CIMB Niaga will continue to improve the capabilities of CIMB Niaga Debit Cards to anticipate fast growth in online shopping trends of upper middle class consumers. CIMB Niaga Debit Cards are equipped with OTP or One-Time Password capability so it can be used for online shopping transactions.

The credit card and debit card business segments have high growth potential, based on the fact that household expenditure is still a major driver of the Indonesian economy, in addition to the demographic bonus marked by an increasing number of citizens at a productive age. In order to implement macro prudential policies, Bank Indonesia issued several regulations governing the ownership of credit cards as well as the obligation for users to use PIN (Personal Identification Number) for credit card transactions. However, these regulations are not expected to reduce public interest or affect the growth of the credit card business.

CIMB Niaga Preferred & Private Banking

In 2017, CIMB Niaga Preferred & Private Banking implemented strategies that focused on investment products and portfolio allocation models, putting forward segmentation programs in order to drive business growth. CIMB Niaga also developed the capability of identifying and approaching potential



individual customers from the upper middle class segment through existing service channels.

CIMB Niaga provides special banking services for individual customers who have assets above a certain amount in the Preferred & Private Banking segment. CIMB Niaga Preferred & Private Banking targets the business growth opportunities from the rapidly growing middle and upper middle class population in Indonesia in recent years.

At the same time, CIMB Niaga Preferred & Private Banking continues to pay full attention to the development and quality of Human Resources (HR). This is important as customer relationships are built on a personal approach, in accordance with the needs and lifestyle preferences of middle and upper class customers. The development of quality Human Resources is carried out through routine training and materials that can be directly applied by Relationship Managers regarding product knowledge and risk management, as well as through professional certification as necessary.

Savings Products

In 2017, Consumer Banking savings increased by 5.0%, or Rp2.3 trillion to Rp47.3 trillion from Rp45.1 trillion in 2016. This growth indicates that CIMB Niaga has implemented strategies and policies for saving product improvement through increased transactions as well as efforts to encourage saving habits among customers, by promoting product features tailored to customer needs and through attractive promotional programs. Savings growth also continued to be encouraged through cross-selling efforts.

CIMB Niaga, once again, introduced several new savings products, including several repackaged products in order to support the growth of savings. These products included additional features such as Free Inpatient Treatment, Life Insurance and Medical Check-Ups for CIMB Niaga XTRA Savings. Education Savings is also equipped with planned disbursement

facilities, which can be adapted to the needs of customers to fund their children's school fees.

In addition, existing conventional savings were also enhanced with a sharia option to complement the dual banking product concept offered for CIMB Niaga Consumer Banking products. CIMB Niaga also launched Sharia Installment Savings, which offers a gift of "Waqaf" (endowment). For this product, CIMB Niaga collaborates with 7 "Waqaf" institutions, making it easier for customers who want to do "Waqaf" while saving, using their preferred "Waqaf" types. These products are able to diversify and complement the existing products to meet the needs of a diverse range of individual customers.

Non-Branch Channel

The Non-Branch Channel Strategy in 2017 focused on increasing average balances of individual savings customers, encouraging debit card use to increase individual transaction numbers and deliver a positive impact on CIMB Niaga's rewards income, and acquiring new customers with large savings accounts through telesales activity.

With focus on developing the Non-Branch Channel in the employee segment, CIMB Niaga actively offers deposit, loan and payroll products. Through this, Consumer Banking was able to deliver a positive and significant impact on the overall performance of CIMB Niaga.

In 2017, Non-Branch Channel Consumer Banking managed to increase its personal loan portfolio by 7% with a new personal loan portfolio of Rp2.5 trillion and managed to acquire 454,642 new credit cards. The achievements were also accompanied by the successful acquisition of more than 492,296 new savings customers, which accounted for 46% of the total growth of new savings accounts at CIMB Niaga.

CIMB Niaga has made a commitment to continuously develop its Non-Branch Channel in the framework of the banking inclusion programs encouraged by Bank



Performance
Highlights



Management
Reports



Company
Profile



Management Discussion
and Analysis



Risk
Management

CONSUMER BANKING

Indonesia and the Financial Services Authority. This effort aims to achieve being at the forefront in providing digital banking services. The development of the Non-Branch Channel services will also be increasingly relied upon as an alternative to acquire new customers and expand the customer base.

Branch Network

In 2017, CIMB Niaga continued to optimize its branch network through placement of the spread of the branch network, and by transferring banking transactions to branchless banking channels. CIMB Niaga also prioritized customer service improvement by rejuvenating several branches, through renovation or relocation into better premises or to more strategic areas. By the end of 2017, CIMB Niaga had an office network of 542 conventional and sharia branches, with 4,500 ATMs and 774 CDM and CRM units operating throughout Indonesia.

The optimization of the branch network will continue in 2018, and CIMB Niaga will also continue to increase branch outreach to customers through opening branches in strategic locations in residential areas, offices and shopping centers, as well as serving customers who live far from CIMB Niaga branches via locating Mobile Cash at locations such as schools, factories, or public events.

Service Quality

Improving customer service quality is a main priority and an integral part of Consumer Banking policy. CIMB Niaga continues to maintain and offer superior customer experience quality, in line with CIMB Niaga dedication to ensure all customers are always satisfied with the services provided.

CIMB Niaga has its own special unit to handle and manage customer experiences, called Customer Care Unit (Unit CC). As a work unit, Unit CC works wholeheartedly to ensure every service point is able to deliver customer-centric services, socializing the digital platform as the transaction option of choice, initiating

improvements to meet customer expectations, and readily handling customer complaints.

CIMB Niaga involves all business units in improving and increasing the abilities at every service point. CIMB Niaga also pays attention to human interactions, processes, products, and infrastructure. In this effort, discussions are routinely conducted and are also attended by members of the Board of Directors, who monitor customer service enhancements.

Throughout 2017, CIMB Niaga conducted a number of activities in order to realize the Customer Experience focus. One of these was to continue the internal campaign of "Serving with the Heart". The campaign is aimed at all employees - frontline, middle-office and back-office - and highlights motivational programs from the Directors to inspire staff, such as Leaders' Quotes. A collection of inspirational stories (WOW stories) is one of program that motivates employees to consistently provide satisfactory banking services. Implementation of the project is also done as an effort to focus on improvements from customer feedback.

Customer Complaints Management

In 2017, CIMB Niaga sought to optimize digital banking services and provided a range of services featuring the convenience, security and flexibility of transactions for customers. Promoting a customer-centric culture focuses on customer experience and continuously imbues all employees with the aim of improving service quality to impact on customer satisfaction and loyalty.

CIMB Niaga regularly measures the level of customer satisfaction to assess the effectiveness of the work done. The Customer Feedback System recorded satisfaction levels above 95% in 2017 for services provided by Customer Service Officers and Branch Tellers.

Survey results of e-channel services in 2017 showed that 80% of customers expressed satisfaction with





the service quality provided. The average amount of financial complaints received by customers in 2017 was 6,500 per month with a complaint rate below 3 bps (base point - per 10,000 financial transactions). In addition, efforts to improve the quality of service were made with various breakthrough services for customers, such as the ease of opening an account online, e-statement registration, replacement requests for lost cards and change of address through 24-hour Phone Banking.

Various initiatives in CIMB Niaga's customer complaints management were recognized in 2017 through several awards such as:

1. 2nd rank "WOW Service Excellence National Award" MarkPlus Inc, Indonesia
2. 3rd rank "Service Excellence" ISMS Trisakti Indonesia.

In the case of customer complaint management, Customer Care at CIMB Niaga handled customer complaints through various channels such as branches, phone banking, social media, CIMB Niaga website, mass media and regulators. Each customer complaint is followed up through the comprehensive customer complaint monitoring system, to ensure the speed and quality of settlement. In 2017, the Customer Care Unit recorded that 94% of customer complaints were settled under the Service Level Agreement, or an increase of 4% compared to 2016.

Branchless Banking

One of CIMB Niaga's fundamental steps in the banking industry was to create a branch of the future called CIMB Niaga Digital Lounge, which assembles state-of-the-art technology to provide a fast banking experience for retail customers. Each of CIMB Niaga's Digital Lounges is managed by a Digital Banking Manager, who provides solutions for individual banking customers. The Digital Lounge continues to be a key CIMB Niaga effort to support the strategy of developing Digital Consumer Banking, with the opening 2 new Digital Lounges in big cities Bogor and Surabaya, bringing the total to 22 Digital Lounges.

Other branchless banking concepts call to simplify retail customer transactions and include internet banking CIMB Clicks, mobile banking Go Mobile, "Rekening Ponsel", Phone Banking 14041, Preferred Phone Banking, OctoPay, and ATM services. CIMB Niaga continues to maintain its performance by becoming one of the leading banks in Indonesia which promotes the concept of branchless banking, as evidenced by the increasing number of branchless banking service transactions each year.

In 2017 from a total of 267 million customer financial transactions, approximately 245 million transactions or 92%, were branchless banking transactions, while the remainder were transactions conducted conventionally in branches. CIMB Niaga is a pioneer in the development of e-channel banking by launching "Rekening Ponsel" product. Gradually, e-channel based branchless banking transactions are developed to support Bank Indonesia's financial inclusion program in its effort to expand access to banking and financial services for all of society, including non-banking customers.

With a mobile wallet technology in place, users can enjoy a variety of CIMB Niaga's services through their own mobile phones, even without having a bank account. The number of "Rekening Ponsel" users by the end of 2017 grew by 41.9% to 3.1 million from 2.2 million users in 2016. The number of CIMB Clicks users increased by 20.8% to around 1.5 million compared to 1.2 million in the previous year. Total transactions of CIMB Clicks, both financial and non-financial transactions, reached 258 million transactions compared to 199 million transactions in 2016, with transactions volume increasing by 22.2% to Rp99.1 trillion from Rp81.1 trillion in 2016.

The Go Mobile product recorded significant growth in 2017, with an increase in the number of users up by 31.5% to approximately 1.8 million from 1.4 million users in 2016. The average monthly transaction volume amounted to Rp1.1 trillion and transaction volume in 2017 rose by 4.4% to Rp13.8 trillion from Rp13.2 trillion in 2016.



Performance
Highlights



Management
Reports



Company
Profile



Management Discussion
and Analysis



Risk
Management

CONSUMER BANKING

Branchless Banking once again made history in 2017 by re-launching the Go Mobile app in November 2017. In addition to a more modern look, Go Mobile's banking applications can now be accessed using fingerprints. The transactions are now much easier and safer with the feature of the one phone-one user ID. There are many promotions that customers can follow by using promo codes. After finishing any transaction, customers can directly share transaction proof via SMS, LINE or Whatsapp without leaving the Go Mobile page.

Various initiatives in digital banking products conducted by CIMB Niaga have been recognized in 2017 through several awards such as:

1. Infobank Banking Service Excellence Awards 2017 for "Best SMS Banking Performance", "Third Best Performance for Digital Store", "Second Best Performance for Overall Account Opening Services Via Web/Application"
2. Indonesia Digital Innovation Award 2017, Category: Bank BUKU 4 – Warta Ekonomi.

POS as a tool to receive transactions by CIMB Niaga grew by 30.5% in 2017, which encouraged the growth of card-based transactions. As one of the major acquiring banks, CIMB Niaga is also appointed by Bank Indonesia as a participant in the pilot project of the National Payment Gateway, where only 7 banks are deemed to have the experience and technical know-how, as well as operational development capabilities. Thus CIMB Niaga is recognized by regulators as one of the leading banks in terms of electronic banking services.

PLANS FOR 2018

In order to boost the performance of Consumer Banking, CIMB Niaga will continue to implement a sustainable strategy policy with awareness of national economic conditions. In principle, CIMB Niaga, through Consumer Banking is enthusiastic about continuing to contribute towards the development and enhancement of transactional ease in assisting communities in financial issues that, at the same time, foster CIMB Niaga's performance.

The Consumer Banking business plan in 2018 will remain focused on customer experience as well as collecting customer deposits from savings products that improve CASA. Various initiatives and programs through direct promotion, product bundling and partnerships will be conducted to increase the number of CASA accounts. The development of both the features and the capabilities of branchless banking, as one channel to support CASA growth, will continue by using branchless banking to perform digital cross-selling. In all, this is expected to provide added value, simplicity and a better customer experience.

In the mortgage business, CIMB Niaga will continue to expand its market share of mortgage loans, through cooperation of joint promotional and joint events in areas of potential with real estate developers. CIMB Niaga will also continue to demonstrate its commitment to enhance competitiveness by prioritizing service quality, process speed and innovative housing financing products in line with the expectations and needs of its customers.



Supporting Business
Review



Corporate Governance
Report



Corporate Social
Responsibility



Others
Corporate Data



Consolidated
Financial Report

In the auto loan business segment, CIMB Niaga will continue to improve credit processing speed, focusing on customer acquisition programs and improving service quality. This includes accelerating marketing across various regions throughout Indonesia, as well as continuing to strengthen relationships with dealers and showroom partners, and cross-selling to internal customers.

In credit cards, CIMB Niaga consistently strives to innovate with interesting products and credit card programs for all customer segments from regular, business, special, to premium including sharia-based cards. CIMB Niaga will also strive to deliver interesting offers for merchants who cooperate with CIMB Niaga.

In wealth management, CIMB Niaga will remain focused on delivering products designed to meet the needs of

customers who want to plan, develop and protect their assets to ensure a better financial condition in the future.

The optimization of the branch network will continue in 2018, and CIMB Niaga will also continue to increase branch outreach to customers through opening branches in strategic locations in residential areas, offices and shopping centers, as well as moving Mobile Cash to areas around schools, factories and public events in order to serve customers who are far from CIMB Niaga branches.

In total, improving customer service quality remains a main priority and an integral part of Consumer Banking policy. CIMB Niaga continues to maintain and offer a superior customer experience in line with CIMB Niaga dedication to ensure all customers are always satisfied with the services provided.

Business Segment Review

SHARIA BANKING

In the course of the year 2017, CIMB Niaga Sharia focused on a more prudent policy in managing its businesses. Total financing portfolio increased by 63.6% while the NPF ratio decreased from 1.15% in 2016 to 0.91% in 2017.



85.0%

Total Assets of Sharia Banking increased by **85.0%** yoy to **Rp23.6** trillion



87.3%

Customer Deposits of Sharia Banking increased by **87.3%** yoy to **Rp19.9** trillion

SHARIA BANKING PROFILE

The sharia banking business of CIMB Niaga is undertaken by CIMB Niaga Syariah as the Sharia Business Unit under CIMB Niaga's organization structure. CIMB Niaga Syariah offers a comprehensive range of products and services to serve customers' financial needs across all segments.

In developing the sharia banking business, providing the best services to the society, and in line with the Group's vision to "becoming a leading ASEAN

company", CIMB Niaga Syariah is directed toward four pronged objectives:

1. To be a leading sharia banking player in Indonesia with unparalleled service culture, processes and human capital, offering strong universal banking propositions domestically, as well as being a role model for the dual banking system in Indonesia.
2. To make Indonesia the basis for sharia banking business development as part of PT Bank CIMB Niaga's vision.



3. To champion the business development and acceleration of the ASEAN integration agenda towards being a leading sharia bank, being the anchor for Indonesian banking development through continuous innovations, quality services and best practices.
4. To be a leading sharia bank providing the best digital banking services in the industry.

OBJECTIVES, STRATEGIES, AND POLICIES ON SHARIA BANKING DEVELOPMENT

Short Term

Our short-term targets, strategy and policies are formulated to strengthen work culture as the

groundwork to support sustainable business growth by means of the following:

1. Implementing the Dual Banking Leverage Model (DBLM) across business units and support functions.
2. Increasing sharia banking's share of the Banking book across business segments by implementing a solid and integrated KPI with attractive rewards.
3. Undertaking sharia banking education and training on a continuous and regular basis.
4. Improving understanding of Syariah First on a bankwide basis.
5. Accelerating new product launches and new feature developments to improve customer experience.
6. Improving efficiencies through a better synergy with other units in CIMB Niaga and its affiliates.



SHARIA BANKING

Medium Term

In the medium term, CIMB Niaga Syariah focuses on becoming one of Indonesia's leading sharia banking players by means of the following:

1. Increasing its business size to 15% that of CIMB Niaga.
2. Continuously developing human resources with sharia banking being one of the core competences for all staffs.
3. Improving effectiveness of the Dual Banking Leverage Model implementation across all lines.
4. Exploring more diverse and stable funding sources to support CIMB Niaga Syariah's growth plan.
5. Increasing cross-sell of sharia products across all business units
6. Establishing a solid foundation to support its spin-off plan from CIMB Niaga.

Long Term

In the long-term, CIMB Niaga Syariah focuses on its spin-off preparation from CIMB Niaga to become a separated entity as regulated by OJK by means of the following:

1. Prepare a solid sharia banking framework based on Strategic Business Unit (SBU) as the key pillar.
2. Develop a sharia business platform through the DBLM implementation with each SBU functioning to coordinate its daily operations with CIMB Niaga Syariah in order to achieve the desired level of efficiency and to improve risk management quality.
3. Increase its share of the book at CIMB Niaga to 20% by 2023.

ASSET GROWTH

In 2017, CIMB Niaga Syariah recorded asset growth of 85.0% yoy, representing an increase of Rp10.9 trillion to Rp23.6 trillion, from Rp12.8 trillion in 2016. Asset growth was largely attributed to the 63.6% increase in the financing portfolio, making up 70.6% of total assets. This performance has further strengthened CIMB Niaga Syariah's foothold as one of the leading sharia business units in Indonesia.

FINANCING

The total financing portfolio by end of 2017 grew 63.6%, from Rp10.2 trillion in 2016 to Rp16.7 trillion in 2017. The highest growth stemmed from the Corporate segment which increased 77.1% or Rp2.6 trillion yoy. The next highest growth contributor was the Consumer segment, which rose by 48.9% or Rp2.4 trillion compared to 2016. The Commercial and MSME segment also recorded significant increase, with the Commercial segment increasing 88.8%, or Rp1.1 trillion yoy meanwhile the MSME segment showed an increase of 57.0% or Rp445 billion yoy.

Sharia Financing by Segment

Sharia Financing Rp billion	2015	2016	2017	Growth (%)	
				2015-2016	2016-2017
Corporate	1,643	3,360	5,949	104.5%	77.1%
Commercial	1,135	1,218	2,299	7.3%	88.8%
MSME	754	781	1,226	3.6%	57.0%
Consumer	3,752	4,847	7,221	29.2%	48.9%
Total	7,284	10,206	16,695	40.1%	63.6%



CUSTOMER DEPOSITS

In 2017, the total customer deposits increased by 87.3% to Rp19.9 trillion compared to 2016's total of Rp10.6 trillion. This growth mostly resulted from growth of funds from time deposits by 147.3% yoy.

The increase in customer deposits was driven by growth in all segments. The largest volume growth was the Corporate segment that recorded an increase of Rp3.8 trillion, or 351.8% yoy, followed by the Consumer segment deposits that increased 54.5%, or Rp3.6 trillion yoy. The MSME funding also increased of Rp1.7 trillion or 88.4% yoy. Meanwhile, the Commercial segment was relatively stable with an increase of Rp204 billion or 18.8% yoy.

Sharia Customer Deposits by Segment

Sharia Customer Deposit Rp billion	2015	2016	2017	Growth (%)	
				2015-2016	2016-2017
Corporate	543	1,083	4,893	99.4%	351.8%
Commercial	634	1,088	1,292	71.5%	18.8%
MSME	1,907	1,933	3,641	1.3%	88.4%
Consumer	4,500	6,525	10,082	45.0%	54.5%
Total	7,585	10,629	19,908	40.1%	87.3%

NON PERFORMING FINANCING AND CONTINUOUS IMPROVEMENT

In the course of 2017, CIMB Niaga Syariah focused on a more prudent policy in managing its businesses. While total financing volume recorded a significant increase of 63.6%, the gross Non-Performing Financing (NPF) ratio declined from 1.15% in 2016 to 0.91% in 2017. In maintaining its assets quality, CIMB Niaga Syariah has strengthened cooperation with the Asset Restructuring and Recovery (ARR) team by managing non-performing financing (NPF) portfolios and marginal accounts.



IBU ESTHER REFINA SIAHAAN

Finance Director

PT Gapura Angkasa

As the leading airport service company, PT. Gapura Angkasa (Gapura) commits to provide the best services to customers as well as to stakeholders in an effort to improve Company performance.

The success of Gapura this year was largely contributed by customer trust, as well as enormous support from the stakeholders, particularly CIMB Niaga Syariah for providing financing facilities for our operational equipment procurement.

Sharia-based corporate financing is provided through the Ijarah Mutahiya Bi Tamlik contract (Corporate Leasing iB), and is recorded as Off-Balance Sheet financing during the financing tenor. We are positive that this scheme will be able to be one of the financing alternatives for others, due to its uniqueness that is exclusively provided by sharia-based banking.

We choose CIMB Niaga as our main banking partner for their capabilities to provide a one-stop solution for various financing needs.

Hopefully, the cooperation and partnership that has been going well between the two institutions could continue and further improved in the future.

Thank you



SHARIA BANKING

In addition to managing business growth with a more prudent policy, CIMB Niaga Syariah also focused on business process improvements. These, among other means, included the development of Syariah Acceptance Criteria (SAC) tools to simplify business review process according to sharia principles. This tool is also used to assist reviewing process of all products and scheme to sharia principles. Overall, SAC tool greatly improves business processes and further enables business units to conduct a self-review of sharia compliance with products offered to customers. This improvement is effective in accelerating and facilitating sharia business operations, as well as to improve overall business adherence to sharia principles.

Another improvement was the implementation of effective and efficient cost management, applied as part of the daily work culture. This has, among other means, been executed through the rationalization and collocation of 11 branches. CIMB Niaga Syariah has also optimized its Office Channeling for sharia product distribution. In addition, efficiency improvement was also made from the support optimization of information systems technology.

CIMB Niaga Syariah consistently strives to improve the product and service quality in order to build and enhance the customer experience, all towards sustaining customer loyalty. Service improvements are conducted in accordance with brand promise "Forward" for operational activities, touch points, and product benefits. CIMB Niaga Syariah also created continuous added value in order to strengthen and enhance the customers' heart share in the long run.

SHARIA BANKING INCOME 2017

CIMB Niaga Syariah recorded a Profit Before Tax of Rp489.7 billion in 2017, increased by 60.3% or Rp184.2 billion, compared to Rp305.4 billion in 2016. The increased Profit Before Tax resulted from a combination of higher Operating Income and effective cost management.

OFFICES AND DISTRIBUTION NETWORK

To facilitate customer access to its sharia products and services, CIMB Niaga Syariah optimized its branch distribution network, including sharia main branches and office channeling at conventional branches (OC). By the end of 2017, CIMB Niaga Syariah had 24 main branches, 1 cash office, 2 payment points and 460 OCs.

In addition, customer access is also supported through CIMB Niaga's branchless banking services, including ATM, MFD, CDM, CIMB Clicks, Go Mobile, Preferred Phone Banking, Digital Lounge, and Rekening Ponsel choices. All these facilities demonstrate CIMB Niaga Syariah's commitment to provide ease and convenience to customers in performing financial transactions. These all have provided CIMB Niaga Syariah with the best digital sharia banking facilities in the industry.

HUMAN RESOURCES DEVELOPMENT

In support of building up sharia banking awareness in society, CIMB Niaga Syariah is committed to developing quality human resources in CIMB Niaga as catalyst or development agent. This commitment is demonstrated through undertaking sharia banking education and training to all CIMB Niaga employees. During 2017, CIMB Niaga Syariah has developed sharia banking training modules and programs as well as certifications through e-learning. By the end of 2017, CIMB Niaga Syariah had 22 sharia banking training programs for business units and support units in CIMB Niaga, 32 development programs for CIMB Niaga Syariah staff, and 18 business learning sessions attended by 2,399 participants. CIMB Niaga Syariah also arranged a Sharia Banking certification program for 17,411 CIMB Niaga staff.



Continuing from prior years, DBLM implementation in 2017 was carried out to maintain and further improve all units support of sharia business growth. In the long term, CIMB Niaga Syariah leverages the DBLM as part of the corporate work culture. Therefore, the successful implementation of the DBLM requires both adequate quality and quantity of human resources in sharia banking.

COMPLIANCE AND IMPLEMENTATION OF SHARIA GOVERNANCE FRAMEWORK

CIMB Niaga Syariah has consistently supervised the implementation of sharia principles through the Sharia Supervisory Board (DPS), as executed by the Syariah Advisory Group as its lengthened arm. The DPS is actively involved in overseeing sharia compliance through reviews in order to ensure adherence to the fatwa regulations from the National Sharia Board.

Apart from the Syariah Advisory Group, these controlling activities are also supported by a Risk Control Unit. The Syariah Advisory Board assists the DPS in performing reviews related to adherence to sharia principles and provides input on product and transaction related issues, whereas the Risk Control Unit supports DPS in performing reviews related to sharia compliance within the Bank. Furthermore, CIMB Niaga Syariah has Common Sharia Compliance Policy and Standard Operating Procedures (SOP) that set guidelines for operating units, to ensure adherence to sharia principles.

AWARDS

A variety of performance achievements in the course of 2017 has given positive results to CIMB Niaga Syariah's corporate image as reflected in the following awards:

1. Islamic Finance Award (KARIM Award 2017) as "The Most Expanding Financing UUS with Assets > Rp1.5 Trillion
2. Infobank Sharia Finance Awards 2017 with an "Excellent" ranking in the UUS Commercial Banks with Assets > Rp5 Trillion
3. Baznas Award 2017
4. Indonesia Sharia Finance Awards (ISFA) 2017 from Warta Ekonomi as "The Best Digital Sharia Unit Bank"
5. Silaknas IAEI 2017 "Best Syariah Bank in UUS Category
6. Indonesia Banking Awards 2017 "The Best Sharia Business Unit"
7. Anugerah Syariah Republika 2017 as "Sharia Bank with Best Performance and Innovations"

REALIZATION AND METHOD OF PROFIT SHARING

In accordance to sharia principles, the distribution of profit sharing to third-party funding customers is calculated based on a predetermined and agreed nisbah (profit sharing portion) at the time of signing the fund placement agreement. To uphold the transparency and measurability principles, CIMB Niaga Syariah uses the calculation formula and policies set out in the internal profit sharing standard operating procedure. On a monthly basis, CIMB Niaga Syariah issues an internal memo regarding the Bank's income, calculated in a percentage, to be used as the basis for profit sharing distribution. The memo also contains the information on the nisbah for the following month.

The profit sharing realization for 2017 of CIMB Niaga Syariah is as follows:

GYD	Jan-17	Feb-17	Mar-17	Apr-17	May-17	Jun-17	Jul-17	Aug-17	Sep-17	Oct-17	Nov-17	Dec-17
IDR	8.771%	9.907%	8.812%	8.820%	9.089%	9.292%	9.470%	9.199%	9.112%	8.809%	8.260%	8.634%
USD	4.725%	5.326%	5.637%	4.839%	3.896%	5.667%	4.783%	4.961%	4.764%	4.444%	3.799%	4.899%



Performance
Highlights



Management
Reports



Company
Profile



Management Discussion
and Analysis



Risk
Management

SHARIA BANKING

2018 PLANS, FOCUS AND STRATEGY

CIMB Niaga Syariah is confident of sharia banking industry growth in the future. Considering that sharia banking in Indonesia is barely breaking into the “growth phase”, CIMB Niaga Syariah believes that with adequate resources, incentives and support, the sharia banking industry will grow even more rapidly in the upcoming years.

With such optimism, for 2018 CIMB Niaga will emphasize an optimistic business growth projection, controlled by prudent banking policy in managing its businesses. As a sharia-compliant financial intermediary, CIMB Niaga Syariah will focus on strengthening risk management, adhering to the applicable regulations and implementing good corporate governance principles.

Funding acquisition activities will be focused to ensure that the ever-challenging financing growth will be properly supported with adequate funding. CIMB Niaga Syariah will explore wider alternative funding sources, yet the main focus is still to acquire low-cost funds, CASA deposits. CASA acquisition activities will include, but will not be limited to, the development of new products and strengthening CASA promotion activities. Optimization of branchless banking services is also expected to strengthen CIMB Niaga Syariah’s foothold as the leading digital banking provider within the sharia banking industry. This strategy is also expected to improve CIMB Niaga Syariah’s operational efficiency.

CIMB Niaga Syariah is also committed to improve hajj service and facilities. In 2018, CIMB Niaga Syariah is planning to broaden the hajj service more extensively by intensifying partnership with BPKH (Badan Pengelola Keuangan Haji - Hajj Fund Management Agency) as well as other related organizations.

To achieve better business liquidity, CIMB Niaga Syariah will explore different funding sources and instruments, especially to cover long-term funding requirements. This action is conducted to strengthen long term business growth as well as mitigate the liquidity risk.

CIMB Niaga Syariah is also inspired to further strengthen credit risk management by implementing the Dual Banking Leverage Model within the credit risk management unit. Financing will be diversified to prudently selected customers according to CIMB Niaga’s overall risk appetite. To accelerate business growth and generate steady income, financing growth will be heavily supported by disbursement to non-retail segments which will be prioritized toward government projects. Nevertheless, CIMB Niaga Syariah also aspires to be the leader in the retail financing business, to be supported by new product development in the mentioned target.

To strengthen sharia business growth, CIMB Niaga Syariah will also ensure sharia products and services are aligned to those of conventional, to further promote sharia products better to the general public



Supporting Business
Review



Corporate Governance
Report



Corporate Social
Responsibility



Others
Corporate Data



Consolidated
Financial Report

and increase public exposure to and understanding of sharia banking products. Non-margin income generation activities will also be further enhanced. Cross-selling activities for sharia products will be promoted across all units and be considered as part of the daily working culture. CIMB Niaga Syariah will also explore the treasury and trade finance business further by providing new related products, including preparing the business process to ensure proper risk management.

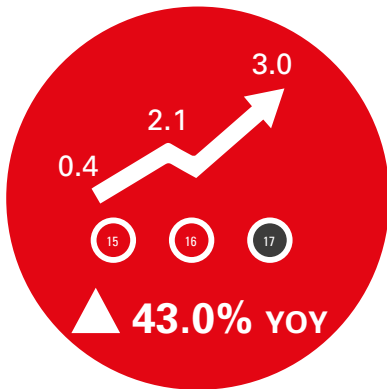
The implementation of strategies stated above will be closely-affected by support and involvement from all units and parties in CIMB Niaga. Learning from Syariah First implementation in the previous year, all units in CIMB Niaga are encouraged to continue living the spirit of Syariah First and bring this within the day-to-day working culture. With the finalization of DBLM policy, hopefully the “Syariah First” spirit can be implemented even better across all units in CIMB Niaga.

➤ Financial Performance Review



In 2017, CIMB Niaga recorded a net profit increase of 43.0% to Rp3.0 trillion, from 2016's Rp2.1 trillion. CIMB Niaga also succeeded in maintaining its position as the 5th largest bank in terms of assets.

Net Profit (Rp trillion)



Total Assets (Rp trillion)



CIMB Niaga was able to show improvement in its financial performance in 2017, supported by national economic growth. CIMB Niaga recorded a 10.2% growth in assets, reaching Rp266.3 trillion, supported by a 2.8% loan growth, reaching Rp185.1 trillion, with Third Party Funds of Rp189.3 trillion showing an increase of 4.8%. In addition, net profit grew by 43.0% reaching Rp3.0 trillion, mainly due to the increase in lending activities. These achievements show that CIMB Niaga is able to consistently improve and maintain its performance in

the midst of challenges in the local and global economies. The following is a more detailed explanation, analysis and overview of CIMB Niaga's 2017 financial performance.

The financial information is taken from the consolidated financial statements of PT Bank CIMB Niaga Tbk and Subsidiary as of 31 December 2017 and for the year then ended, which were prepared by Bank CIMB Niaga's management in accordance with Financial Accounting Standards in Indonesia and which were audited by KAP Tanudiredja,



Wibisana, Rintis & Rekan, a member firm of the PwC global network (signing partner is Angelique Dewi Daryanto, SE, CPA), independent auditor, in accordance with Auditing Standards established by the Indonesian Institute of Public Accountants, with unqualified audit opinion, as described in independent auditors' report dated 26 February 2018.

OVERVIEW

Along with improvement of Indonesia's economy with a GDP growth of 5.07%, CIMB Niaga recorded an asset growth of 10.2% reaching Rp266.3 trillion in 2017 compared to its 2016 position of Rp241.6 trillion. This asset growth was in line with the achievement of loan growth by 2.8% to Rp185.1 trillion, compared to the previous year's position of Rp180.2 trillion and also in line with marketable securities and government bonds growth by 36.8%, or Rp10.3 trillion compared to 2016.

To support the loan disbursement throughout 2017, CIMB Niaga was able to collect third party funds of Rp189.3 trillion, a growth of 4.8% compared to 2016's position of Rp180.6 trillion. The increase in third party funds was supported by current accounts and saving accounts (CASA) growth of 8.4% to Rp99.5 trillion, equivalent to 52.6% CASA ratio of total DPK, compared to a 50.8% CASA ratio in 2016. In addition to third party funds, CIMB Niaga also diversified the sources of its financing through the issuance of debt securities (Rp5.4 trillion), subordinated loans (Rp1.6 trillion), and deposits from other banks (Rp6.9 trillion).

In line with loan growth, CIMB Niaga was able to record an increase of net interest income by 2.6%, reaching Rp12.4 trillion in 2017. Net profit margin (NIM) was relatively stable and decreased 4 bps to 5.60% in 2017, compared to the 2016 NIM of 5.64%. Supported by an



Performance
Highlights



Management
Reports



Company
Profile



Management Discussion
and Analysis



Risk
Management

FINANCIAL PERFORMANCE REVIEW

increase in net interest income and the improvement in asset quality, resulting in a decline in the allowance for impairment losses on financial and non-financial assets, CIMB Niaga successfully recorded an increase of net profit by 43.0% to Rp3.0 trillion in 2017, compared to 2016's position of Rp2.1 trillion. CIMB Niaga will continue to focus on improving the quality of services corresponding to customer needs. In line with the above, CIMB Niaga also made alignments on several segmentation.

Global Condition Affecting the Bank's Performance

In 2017, CIMB Niaga recorded a net profit increase of 43.0% reaching Rp3.0 trillion, compared to Rp2.1 trillion in 2016. The increase was also in line with Indonesia's economic growth which recorded a 5.07% GDP growth, higher than the 2016 growth of 5.02%. Indonesia's improved economic growth was supported by purchasing power due to the lower reference interest rate during 2017, meanwhile the inflation rate in 2017 was recorded at 3.81%, higher than the 3.53% in 2016.

The Bank Indonesia (BI) reference rate, the 7 Day Reverse Repo Rate, decreased by 1.50% in 2016 and 0.50% in 2017. In 2017, the 7 Day Reverse Repo Rate decreased two times, from 4.75% to 4.50% on August 2017 and to 4.25% on September 2017. This was directly influenced by stronger and more evenly spread global economic growth compared to 2016 in both developed and developing countries.

The non-performing loan (NPL) ratio in Indonesia's banking industry improved by 34 bps to 2.59% from the 2016 position of 2.93%.

In the midst of these conditions, in 2017 CIMB Niaga succeeded in maintaining its position as the fifth largest bank in terms of assets. To support its business growth, CIMB Niaga has undertaken a number of initiatives and will continue development to support the next stage of growth.

Expansion of Electronic Network Coverage

CIMB Niaga continues to provide its best services to more than 7 million customers, supported by 542 branches and a networks of 4,500 ATMs, 683 CDMs and 174 MFDs, with a total of 12,782 employees across Indonesia. In 2017, CIMB Niaga maintained 22 Digital Lounges to serve its customers in strategic locations. In addition, CIMB Niaga also operated 20 mobile cash units to reach a wider service area.

2017 Strategies

CIMB Niaga will continue the implementation of a medium-term strategy with focus on the key skills of the five pillars, these are focus on main expertise, CASA enhancement, discipline in cost management, capital management, cultural risk balance, and effective utilization of information technology. In terms of lending, CIMB Niaga will emphasize the quality of loans, based on CIMB Niaga's risk appetite as outlined in its business strategy. CIMB Niaga will also focus on continuing to develop its digital footprint and digital capabilities as a service to its customers who need transaction speed and convenience. In addition, CIMB Niaga will continue special initiatives such as improving Customer Experience (CX), Service Level Agreement (SLA) in customer service, branch optimization, and continuous product innovation tailored to customer needs.



**STATEMENTS OF FINANCIAL POSITION**

Statements of Financial Position Rp billion	2015	2016	2017	Growth (%)	
				2015-2016	2016-2017
Cash and Cash Equivalent - Net	27,077	22,656	32,307	(16.3)	42.6
Marketable Securities and Government Bonds – Net	26,046	28,071	38,414	7.8	36.8
Loans – Gross	177,537	180,164	185,135	1.5	2.8
Allowance for Impairment Losses	(7,420)	(8,129)	(7,317)	9.6	(10.0)
Loans – Net	170,117	172,035	177,818	1.1	3.4
Fixed Assets – Net	3,362	6,752	6,660	100.8	(1.4)
Other Assets – Net	12,247	12,058	11,106	(1.5)	(7.9)
Total Assets	238,849	241,572	266,305	1.1	10.2
Current Accounts	40,444	44,598	49,281	10.3	10.5
Savings Accounts	43,123	47,211	50,214	9.5	6.4
Time Deposits	94,966	88,762	89,822	(6.5)	1.2
Total Customer Deposits	178,533	180,571	189,317	1.1	4.8
Deposits from Other Banks	5,654	4,557	6,884	(19.4)	51.1
Marketable Securities Issued and Subordinated Loans	9,443	6,387	16,379	(32.4)	156.4
Borrowings	6,685	5,436	5,810	(18.7)	6.9
Other Liabilities	9,855	10,413	10,964	5.7	5.3
Total Liabilities	210,170	207,364	229,354	(1.3)	10.6
Total Equity	28,679	34,208	36,951	19.3	8.0
Total Liabilities and Equity	238,849	241,572	266,305	1.1	10.2

ASSETS

At the end of 2017, CIMB Niaga recorded asset growth of 10.2%, representing a total of Rp266.3 trillion compared to 2016's Rp241.6 trillion. The 2017 assets growth was mainly due to marketable securities and government bonds growth by 36.8% or Rp10.3 trillion compared to 2016. In addition, asset growth was supported by cash and cash equivalents growth by 42.6% or Rp9.7 trillion compared to 2016, and loans growth by 2.8%, or Rp5.0 trillion compared to 2016. The asset growth strengthened CIMB Niaga's position as Indonesia's fifth largest bank.

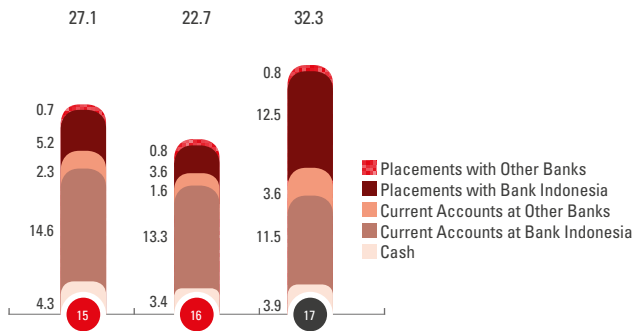
Cash and Cash Equivalent

CIMB Niaga recorded a 42.6% increase in net cash and cash equivalent to Rp32.3 trillion in 2017, mainly due to a 247.2% increase in placements with Bank Indonesia. This account balance amounting to Rp12.5 trillion, increased by Rp8.9 trillion compared to Rp3.6 trillion in 2016. The placements with Bank Indonesia growth was mainly due to Bank Indonesia's Deposit Facility (FASBI) growth by Rp7.1 trillion compared to 2016.

Current Accounts at Bank Indonesia decreased 13.5% from 2016 to become Rp11.5 trillion in 2017. However, CIMB Niaga's Demand Deposits at Bank Indonesia remain in compliance with the Statutory Reserve Requirement (GWM) as amended by Bank Indonesia PBI No.19/6/PBI/2017 dated 18 April 2017, whereby the minimum primary Statutory Reserve Requirement is 6.5%.

FINANCIAL PERFORMANCE REVIEW

Cash and Cash Equivalent (Rp trillion)



Marketable Securities and Government Bonds – Net

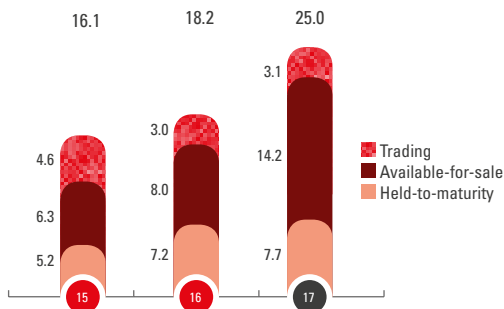
Investor confidence in Indonesia's economic growth has improved and was seen in Indonesia's sovereign debt rating improving to investment grade, based on Standard & Poor's rating, and this followed other international rating agencies that had previously positioned Indonesia within the investment grade category, making Indonesia's bond market more attractive. In line with these conditions, CIMB Niaga also increased its investment in government bonds in 2017 to Rp25.0 trillion, or increased by Rp6.8 trillion compared to Rp18.2 trillion in the previous year.

Marketable Securities and Government Bonds – Net Rp billion	2015	2016	2017	Growth (%)	
				2015-2016	2016-2017
Marketable Securities	9,821	9,344	13,443	(4.9)	43.9
Government Bonds	16,050	18,184	24,971	13.3	37.3
Securities Purchased under Resale Agreements	175	543	-	210.3	(100.0)
Total	26,046	28,071	38,414	7.8	36.8

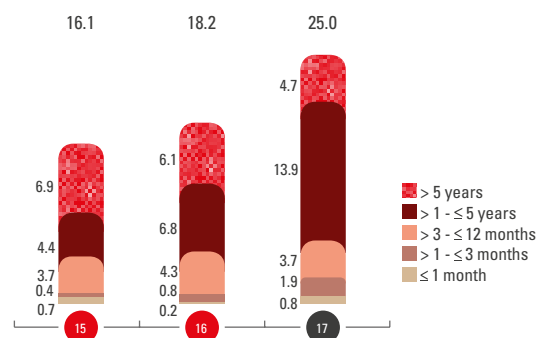
Out of the total of Rp25.0 trillion in government bonds in 2017, composition for held-to-maturity government bonds reached 30.6%, while available-for-sale and trading reached 56.9% and 12.5%, respectively. The available-for-sale bonds also recorded a high growth at 77.5%, increasing to Rp14.2 trillion in 2017.

Based on maturity period, the structure of the government bonds portfolio of CIMB Niaga was dominated by government bonds with a maturity period of more than 1 year ≤ 5 years, reaching 55.8% of total government bonds. The government bonds with a maturity period more than five years contributed 18.6% of the total government bonds of CIMB Niaga, equivalent to Rp4.7 trillion.

Government Bonds (Rp trillion)



Government Bonds by Maturity Period (Rp trillion)



On the other hand, CIMB Niaga's investments in marketable securities was still dominated by available-for-sale securities in 2017. Available-for-sale securities recorded at Rp11.2 trillion in 2017 while held-to-maturity securities amounted to Rp1.3 trillion, while trading securities amounted to Rp959.0 billion. Available-for-sale securities grew by 41.7% from 2016's figure of Rp7.9 trillion.

Marketable Securities Rp billion	2015	2016	2017	Growth (%)	
				2015-2016	2016-2017
Held-to-maturity	1,258	962	1,307	(23.5)	35.9
Available-for-sale	7,776	7,916	11,215	1.8	41.7
Trading	825	502	959	(39.2)	91.0
Total	9,859	9,380	13,481	(4.9)	43.7

There were no securities under resale agreements in 2017, compared to the 2016 position of Rp543.0 billion.

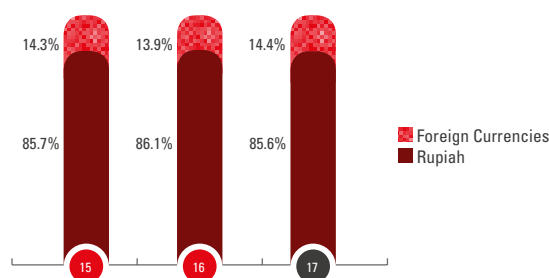
Loans

CIMB Niaga recorded loans amounting to Rp185.1 trillion, or increasing by 2.8% compared to 2016 at Rp180.2 trillion, in line with the improvement of Indonesia's economic growth in 2017. In addition, the moderate loans increase was aligned with CIMB Niaga's strategy to more selective in determining the loan quality by tightening underwriting standard. CIMB Niaga also conducted loan expansion by creating innovative new products which are more competitive, offering loans with more competitive interest rates, and executing other loan marketing strategies.

Loans by Currencies

During 2017, CIMB Niaga's loans were still dominated by loans denominated in Rupiah, with Rupiah and foreign currency composition at 85.6% and 14.4%, respectively. This was relatively unchanged compared to the loans composition in 2016, with a ratio of loans denominated in Rupiah to foreign currencies was recorded at 86.1% and 13.9%.

Loan Composition by Currency (%)



Loans Breakdown by Currencies and Average Interest Rate Rp trillion	2015	2016	2017
Rupiah	152.1	155.1	158.4
Average interest rate (%)	12.6	11.7	10.9
Foreign Currencies	25.4	25.1	26.7
Average interest rate (%)	4.6	4.6	4.4
Total Loans - Gross	177.5	180.2	185.1

FINANCIAL PERFORMANCE REVIEW

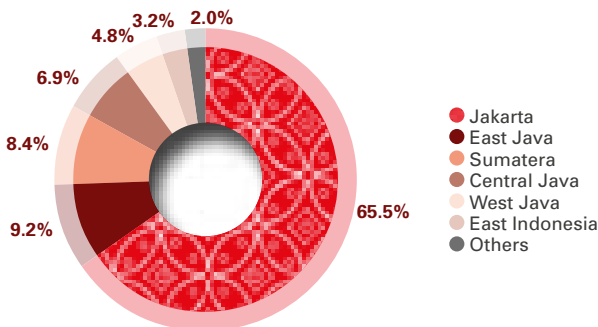
The declining of average interest rate of loans denominated in Rupiah to 10.9% in 2017 enabled CIMB Niaga to provide more competitive interest rates in line with the Bank Indonesia reference rate. As of 31 December 2017, the BI 7 Day Reverse Repo Rate was recorded at 4.25% with the deposit facility rate at 3.5% and the lending facility rate at 5.0%, compared to the year end 2016 at 4.75%, 4.0% and 5.5%, respectively.

Loans by Geographical Area

Based on geographic distribution, the largest loan disbursements of CIMB Niaga's loans in 2017 were concentrated on Java at 86.4%, with DKI Jakarta having the largest contribution at 65.5%, followed by East Java by 9.2%.

Loans by Geographical Area Rp trillion	2015	2016	2017	Growth (%)	
				2015-2016	2016-2017
Jakarta	108.4	116.2	121.1	7.2	4.2
East Java	18.8	18.2	17.0	(3.2)	(6.6)
Sumatera	14.6	14.5	15.5	(0.7)	6.9
Central Java	12.4	10.5	12.8	(15.3)	21.9
West Java	9.5	8.2	8.9	(13.7)	8.5
East Indonesia	6.9	5.9	6.0	(14.5)	1.7
Others	6.9	6.7	3.8	(2.9)	(43.3)
Total	177.5	180.2	185.1	1.5	2.8

Loans Composition by Geographical Area (%)



Loans by Utilization Type

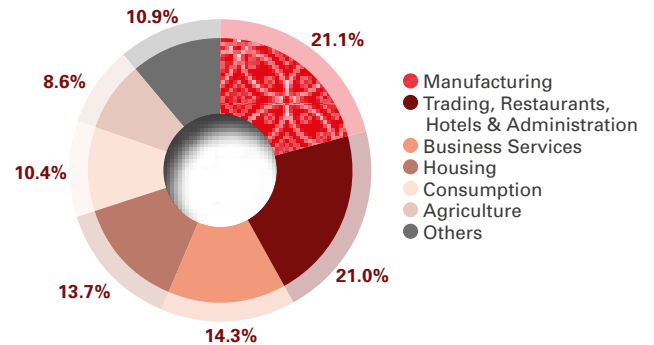
The composition of CIMB Niaga loans in 2017 was well diversified, with working capital loans comprising the largest portion (53.0%), followed by consumption loans (24.7%) and investment loans (22.3%). Working capital loans grew by 15.3% to Rp98.2 trillion in 2017 compared to Rp85.2 trillion in 2016 supported by Indonesia's economic growth.

Loans by Utilization Type Rp trillion	2015	2016	2017	Growth (%)	
				2015-2016	2016-2017
Working Capital	87.9	85.2	98.2	(3.1)	15.3
Investment	44.9	48.5	41.3	8.0	(14.8)
Consumption	44.7	46.5	45.6	4.0	(1.9)
Total	177.5	180.2	185.1	1.5	2.8

Loans by Economic Sectors

There are five types of economic sectors that consistently contribute above 10.0%. These are manufacturing; trading, restaurants, hotels & administration; business services; housing; and consumption. The five sectors still comprised the largest of CIMB Niaga's loans composition by economic sectors in 2017 with contributions of 21.1%, 21.0%, 14.3%, 13.7% and 10.4%, respectively.

Loan Composition by Economic Sectors (%)

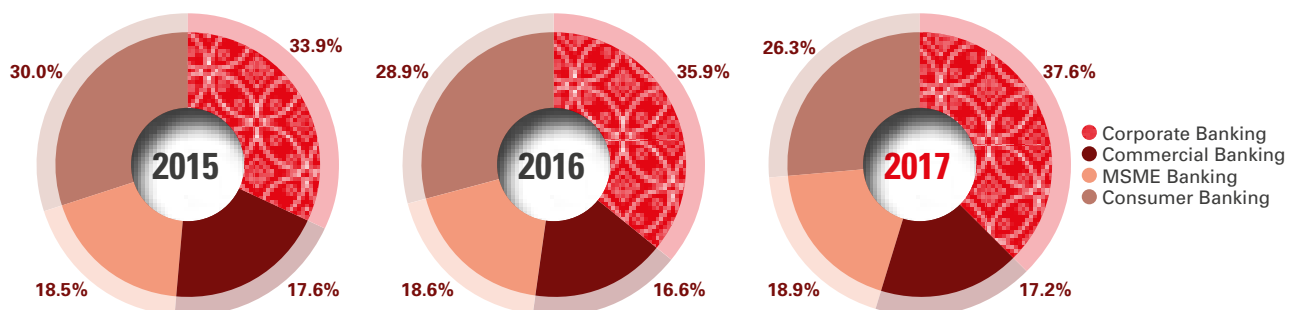


Loans by Economic Sector Rp trillion	2015	2016	2017	Growth (%)	
				2015-2016	2016-2017
Manufacturing	34.3	36.7	39.0	7.0	6.3
Trading, restaurants, hotels, and administration	35.6	36.4	38.8	2.2	6.6
Business services	26.7	29.1	26.5	9.0	(8.9)
Housing	23.6	23.3	25.4	(1.3)	9.0
Consumption	20.0	21.9	19.3	9.5	(11.9)
Agriculture	15.9	13.3	15.9	(16.4)	19.5
Others	21.4	19.5	20.2	(8.9)	3.6
Total	177.5	180.2	185.1	1.5	2.8

Loans by Segment

Corporate banking represented 37.6% of CIMB Niaga's loans, growing by 7.7% to Rp69.6 trillion in 2017, compared to Rp64.6 trillion in 2016. Followed by consumer banking which contributed by 26.3% to the CIMB Niaga's loans or decreased by 6.7% to Rp48.6 trillion, compared to 2016's position of Rp52.1 trillion. Commercial and MSME banking increased by 6.9% and 4.3%, respectively compared to 2016, to become Rp31.9 trillion and Rp35.0 trillion.

Loan Composition by Segment (%)



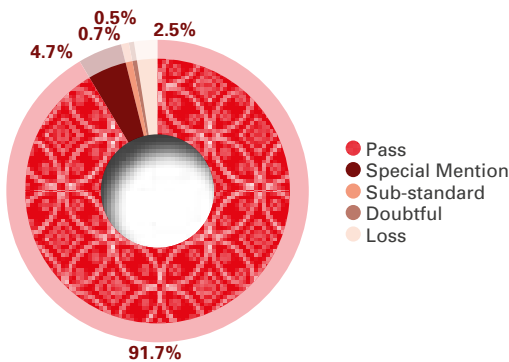
FINANCIAL PERFORMANCE REVIEW

Non-Performing Loans

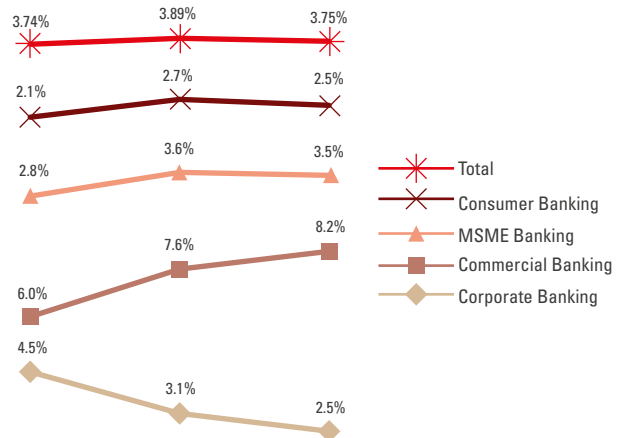
Total non-performing loans (NPL) decreased by Rp0.1 trillion to Rp6.8 trillion in 2017 compared to Rp6.9 trillion in 2016. This resulted in the gross NPL ratio of CIMB Niaga decreasing from 3.89% in 2016 to 3.75% in 2017.

Overall, NPLs at CIMB Niaga improved in 2017. The NPL ratios of consumer banking, MSME banking, and corporate banking decreased in 2017 to 2.5%, 3.5%, and 2.5%, respectively. Commercial banking NPLs increased to 8.2% in 2017.

Loan Composition by BI Collectability (%)



NPL Ratio (%)



By economic sectors, total NPLs from the trading, restaurants, hotels and administration sectors contributed the highest composition of NPL at 46.1% in 2017, followed by the manufacturing sector at 12.3% in 2017.

NPL Composition by Economic Sectors	2015		2016		2017		Growth (%)	
	Rp billion	%	Rp billion	%	Rp billion	%	2015-2016	2016-2017
Trading, restaurants, hotels and administration	1,608.2	24.2	2,132.0	30.8	3,152.3	46.1	32.6	47.9
Manufacturing	1,347.1	20.3	1,494.8	21.6	841.4	12.3	11.0	(43.7)
Business services	1,439.7	21.7	1,524.1	22.0	688.6	10.1	5.9	(54.8)
Housing	531.7	8.0	577.7	8.4	651.4	9.5	8.7	12.8
Consumption	270.2	4.1	490.5	7.1	403.2	5.9	81.5	(17.8)
Agriculture	196.0	3.0	215.4	3.1	295.9	4.3	9.9	37.4
Social services	387.6	5.8	158.4	2.3	170.8	2.5	(59.1)	7.8
Construction	354.4	5.3	61.1	0.9	166.2	2.4	(82.8)	172.0
Transportation, warehouse and communication	252.1	3.8	216.3	3.1	147.9	2.2	(14.2)	(31.6)
Electricity, gas and water	14.7	0.2	5.5	0.1	3.8	0.1	(62.6)	(30.9)
Mining	233.8	3.5	40.2	0.6	310.5	4.5	(82.8)	672.4
Total	6,635.5	100.0	6,916.0	100.0	6,832.0	100.0	4.2	(1.2)

Impaired Loans

In 2017, impaired loans declined by 0.1% to Rp9.4 trillion. This has resulted in a lower impaired loan ratio of 5.1% in 2017, down from 5.2% in 2016.

Allowance for impairment losses during 2017 amounting to Rp7.3 trillion, or decreasing by 10.0%, compared to Rp8.1 trillion in 2016.

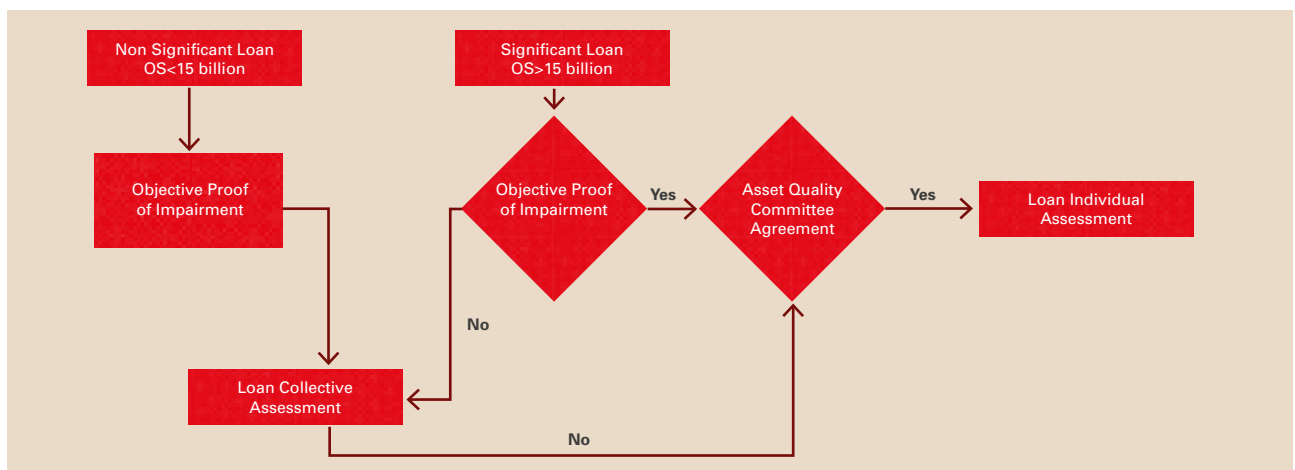
Movements in Allowance for Impairment Losses (Rp billion)

Balance Dec 16	8,129
Additional provision	3,963
Loan recovery	398
Written-off	(5,927)
Others*	754
Balance Dec 17	7,317

* Including differences of exchange rate

Asset Quality Committee

The assessment for impairment losses is performed on an individual basis (individual assessment) and collective basis (collective assessment).



Collective Assessment is performed by evaluating the impairment of the loan groups based on the projected contractual cash flows, the levels of historical loss of each loan group, and the time lapsed from the point a detrimental incident occurs in a loan group to the point of objective evidence identification. Individual assessment is based on projected recoverable amounts from individu. Evaluation of Individual Assessment is carried out on a monthly basis and is decided by the Asset Quality Committee.

Asset Quality Committee consists of:

1. Chairman: Credit Director
2. Vice Chairman: Head of Loan Work Out (LWO)
3. Secretary: Head of Credit Committee Secretariat & Delegation Authority Holder Management, Financial Accounting & Standards Group Head
4. Members: Director of Strategy and Finance, Director of Business Banking, Director of Corporate Banking, Director of Sharia Banking and each with an appointed alternate from at least one level below the Board of Directors.

FINANCIAL PERFORMANCE REVIEW

The roles and responsibilities of the Asset Quality Committee are to evaluate the quality of CIMB Niaga's assets in line with CIMB Niaga's overall risk appetite, including stipulating the names of debtors classified by Individual Assessment and determining the allowance for impairment losses to be established by CIMB Niaga. The function of an effective Asset Quality Committee are to improve asset quality and to reduce the growth of non-performing assets.

Fixed Assets

CIMB Niaga's fixed assets were recorded at Rp6.7 trillion in 2017. The fixed assets decreased by 1.4% compared to Rp6.8 trillion in 2016, mainly due to an increase in accumulated depreciation. As of 31 December 2017, CIMB Niaga's fixed assets consist of buildings and motor vehicles, which were insured with PT Lippo General Insurance Tbk with total coverage of Rp3.7 trillion and USD129 million. During 2017, there were no fixed assets pledged by CIMB Niaga as loan collateral.

Other Assets

CIMB Niaga's other assets decreased by 7.9% to Rp11.1 trillion in 2017, compared to Rp12.1 trillion in 2016. The decrease was mainly due to the decrease in acceptance receivables and derivative receivables by 6.7% and 40.0% to Rp4.2 trillion and Rp0.3 trillion compared to Rp4.5 trillion and Rp0.5 trillion in 2016.

LIABILITIES

CIMB Niaga diversified sources of its financing with customer deposits, deposits from other banks, borrowings and corporate bond issuance, besides focusing on low-cost funds such as demand deposits and savings accounts. In 2017, the third party funds of CIMB Niaga were well managed, as indicated by the increase of CASA ratio to 52.6% from 50.8% in 2016. In 2017, CIMB Niaga issued corporate bonds amounting to Rp4.0 trillion to support business expansion as a diversification of its sustainable financing resources.

Liabilities Rp trillion	2015	2016	2017	Growth (%)	
				2015-2016	2016-2017
Customer Deposits	178.5	180.6	189.3	1.1	4.8
Deposits from Other Banks	5.7	4.6	6.9	(19.4)	51.1
Marketable Securities Issued	6.5	3.4	14.8	(47.7)	335.3
Subordinated Loans	3.0	3.0	1.6	-	(46.7)
Borrowings	6.7	5.4	5.8	(18.7)	6.9
Other Liabilities	9.9	10.4	11.0	5.7	5.3
Total	210.2	207.4	229.4	(1.3)	10.6

Customer Deposits

CIMB Niaga recorded an increase in customer deposits amounting to Rp8.7 trillion in 2017, or a 4.8% increase compared to 2016. The increase was mainly due to the increase in low-cost funds derived from current accounts and savings accounts, which grew by 10.5% and 6.4% to Rp49.3 trillion and Rp50.2 trillion, respectively, compared Rp44.6 trillion and Rp47.2 trillion in 2016. Meanwhile, funds derived from time deposits also increased by 1.2% to Rp89.8 trillion in 2017, compared to 2016. Under such conditions, the CASA ratio increased to 52.6% in 2017 from 50.8% in 2016.



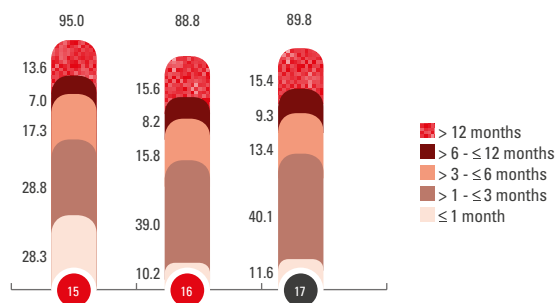
Customer Deposits Rp trillion	2015	2016	2017	Growth (%)	
				2015-2016	2016-2017
Current Accounts	40.4	44.6	49.3	10.3	10.5
Saving Accounts	43.1	47.2	50.2	9.5	6.4
Time Deposits	95.0	88.8	89.8	(6.5)	1.2
Total Customer Deposits	178.5	180.6	189.3	1.1	4.8

The increase in demand deposits is also supported by the BizChannel facility offered by CIMB Niaga. The BizChannel enables customers to manage funds and to make transactions easily and securely. The savings account increase is also an integral part of CIMB Niaga's success in launching its savings products and promotional campaigns to generate public interest. The time deposits growth was also supported by direct to customer promotions such as by providing an online time deposit facility that allows customers to open time deposit accounts simply by accessing CIMB Clicks without having to visit the branches.

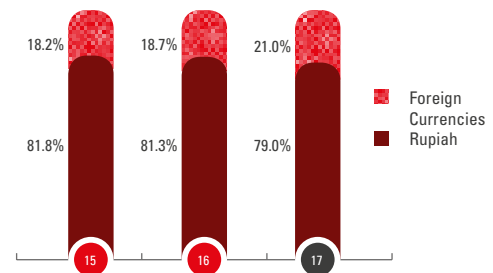
Based on the contractual period, in 2017, the largest composition of time deposits was in the category of > 1 - ≤3 months at 44.6%, followed by > 12 months at 17.1%, > 3 - ≤6 months stood at 15.0%, time deposits group of ≤1 month at 12.9%, and > 6 - ≤12 months at 10.4%.

Based on currencies, the composition of customer deposits is dominated by customer deposits denominated in Rupiah. The contribution of customer deposits in Rupiah was 79.0% or equivalent to Rp149.6 trillion in 2017, followed by foreign currencies was recorded at 21.0% in 2017 or equivalent to Rp39.7 trillion. In comparison, customer deposits in Rupiah and foreign currencies in 2016 amounted to Rp146.8 trillion and Rp33.8 trillion, respectively.

Time Deposits by Contractual Period (Rp trillion)



Customer Deposits by Currencies (%)

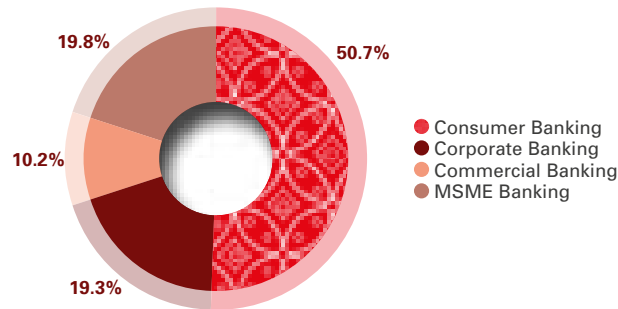


Average annual interest rate from customer deposits are as follows:

Average Interest Rate (%)	2015		2016		2017	
	Rupiah	Foreign Currencies	Rupiah	Foreign Currencies	Rupiah	Foreign Currencies
Current Accounts	3.05	0.87	2.95	0.47	2.84	0.54
Saving Accounts	3.46	0.46	3.18	0.25	2.91	0.23
Time Deposits	8.69	1.59	7.27	0.98	6.19	1.20

FINANCIAL PERFORMANCE REVIEW

Customer Deposits by Segment (%)



Based on business segment, consumer banking accounted for the largest proportion of customer deposits at 50.7% in 2017.

Customer Deposits by Segment Rp trillion	2015	2016	2017	Growth (%)	
				2015-2016	2016-2017
Corporate Banking	30.3	33.6	36.5	10.9	8.6
Commercial Banking	23.5	18.9	19.3	(19.6)	2.1
MSME Banking	34.4	34.3	37.5	(0.3)	9.3
Consumer Banking	90.3	93.8	96.0	3.9	2.3
Total	178.5	180.6	189.3	1.1	4.8

The growth of customer deposits was noted in almost all business segments, whereby the highest percentage growth was recorded by MSME banking, which grew by 9.3% to Rp37.5 trillion in 2017. This was followed by corporate banking, consumer banking and commercial banking, increasing by 8.6%, 2.3% and 2.1%, respectively in 2017.

Deposits from Other Banks

Deposits from other banks include demand deposits, saving accounts, interbank call money and time deposits. In 2017, CIMB Niaga recorded deposits from other banks amounting to Rp6.9 trillion, higher than 2016's position of Rp4.6 trillion. Out of the total Rp6.9 trillion, the portion of demand deposits and saving accounts accounted for 28.9%, with interbank call money and time deposits accounting for 71.1%.

Deposits from Other Banks Rp trillion	2015	2016	2017	Growth (%)	
				2015-2016	2016-2017
Demand deposits and saving accounts	2.3	1.9	2.0	(17.4)	5.3
Interbank call money and time deposits	3.4	2.7	4.9	(20.6)	81.5
Total	5.7	4.6	6.9	(19.4)	51.1

Marketable Securities Issued and Subordinated Loans

In 2017, the composition of marketable securities issued and subordinated loans was as follows:

Marketable Securities Issued and Subordinated Loans Rp billion	2015	2016	2017	Growth (%)	
				2015-2016	2016-2017
Marketable Securities Issued	4,477	3,238	5,404	(27.7)	66.9
Subordinated Loans	2,970	2,980	1,597	0.3	(46.4)
Securities Sold Under Repurchase Agreements	1,996	169	9,378	(91.5)	55.5x
Total	9,443	6,387	16,379	(32.4)	156.4

Marketable Securities Issued

CIMB Niaga issued Shelf Registration Bond II Bank CIMB Niaga Phase II Year 2017 and Shelf Registration Bond II CIMB Niaga Phase III Year 2017 amounting to each Rp2.0 trillion, respectively. Based on the issuance of these two bonds, the total securities issued in the end of 2017 amounted to Rp5.4 trillion, increasing by 66.9% compared to Rp3.2 trillion in 2016. The following is the summary of bonds issued by CIMB Niaga in 2017:

Name	Nominal Value (billion)	Coupon	Issuance Date	Maturity Date
Shelf Registration Bond II Bank CIMB Niaga Phase II Year 2017	Series A (Rp802.0 billion)	6.75%	23 August 2017	3 September 2018
	Series B (Rp376.0 billion)	7.70%	23 August 2017	23 August 2020
	Series C (Rp822.0 billion)	8.15%	23 August 2017	23 August 2022
Shelf Registration Bond II Bank CIMB Niaga Phase III Year 2017	Series A (Rp500.0 billion)	6.20%	2 November 2017	12 November 2018
	Series B (Rp657.0 billion)	7.50%	2 November 2017	2 November 2020
	Series C (Rp843.0 billion)	7.75%	2 November 2017	2 November 2022

Subordinated Loans

Outstanding subordinated loans of CIMB Niaga in 2017 came from the issuance of Subordinated Bonds II Bank CIMB Niaga Year 2010 amounting to Rp1.6 trillion. In the previous year, outstanding subordinated loans reached Rp3.0 trillion, which included outstanding Subordinated Bonds I Bank CIMB Niaga Year 2010 amounting to Rp1.4 trillion, which had not yet been due in 2016.

Securities Sold Under Repurchase Agreements

As of 31 December 2017, securities sold under repurchase agreements were recorded at Rp9.4 trillion, increasing by 55.5 times, compared to 2016. This increase mostly came from securities sold under repurchase agreements with Bank Indonesia as counterparty with nominal value by Rp7.0 trillion.

Borrowings

In 2017, CIMB Niaga's borrowings amounting to Rp5.8 trillion, increasing by 6.9% from Rp5.4 trillion in 2016.

Borrowings Rp trillion	2015	2016	2017	Growth (%)	
				2015-2016	2016-2017
IDR	4.1	4.4	2.6	7.3	(40.9)
Foreign Currency (USD)	2.6	1.0	3.2	(61.5)	220.0
Total	6.7	5.4	5.8	(18.7)	6.9

In 2017, borrowings in Rupiah decreased by 40.9% compared to 2016, due to the payment of matured borrowing. The decrease mostly came from borrowings from PT Bank Pan Indonesia Tbk which decreased to Rp528.1 billion, compared to Rp1.4 trillion in 2016. Borrowings from PT Bank Mandiri (Persero) Tbk also decreased to Rp275.7 billion from Rp1.1 trillion in 2016.



FINANCIAL PERFORMANCE REVIEW

As of 31 December 2017, there was an increase in borrowings denominated in United States Dollars by 220.0% compared to the previous year. The largest increase were from Wachovia Bank, Bank of New York, NY and Standard Chartered Bank amounting to Rp1.2 trillion, Rp0.6 trillion and Rp0.5 trillion, respectively.

Other Liabilities

CIMB Niaga's other liabilities in 2017 increased to Rp11.0 trillion, compared to Rp10.4 trillion in 2016. The increase was mainly due to accrued expenses amounting to Rp2.2 trillion as of 31 December 2017, which increased compared to Rp1.9 trillion in the previous year. Accrued expenses mainly consist of expenses from third parties, unearned commissions and deposit accrued interest.

EQUITY

CIMB Niaga has been able to steadily record an increase in equity over the last three years. CIMB Niaga's equity increased by 8.0% to Rp37.0 trillion in 2017 compared to Rp34.2 trillion in 2016. The strengthening

of CIMB Niaga's equity was mainly supported by a 12.5% increase in retained earnings to Rp25.1 trillion, compared to Rp22.3 trillion in the previous year. Retained earnings contributed the largest portion to CIMB Niaga's equity of 67.8% in 2017. Meanwhile, the total issued and paid-up capital and additional paid-in capital were unchanged, standing at Rp1.6 trillion and Rp7.0 trillion, respectively.

On 25 July 2017, CIMB Niaga obtained approval from Financial Services Authority (OJK) through letter No.S-63/PB.33/2017, to buy back CIMB Niaga's shares (share buyback) to a maximum 2% of total shares issued and fully paid to be used as the Management Employee Stock Ownership Program (MESOP). The MESOP will be effective in 2018. As of 31 December 2017, the Bank performed a share buyback of 194,407,492 shares with an average price per share of Rp1,249.45 (full amount) with total buyback cost of Rp242.9 billion (including commission fees and taxes), recorded as treasury stock under CIMB Niaga's equity.

Equity Rp billion	2015	2016	2017	Growth (%)	
				2015-2016	2016-2017
Share Capital	1,612	1,612	1,612	-	-
Additional paid-in capital	7,033	7,033	7,033	-	-
Treasury shares	-	-	(243)	-	na
Revaluation of fixed assets	-	3,078	3,078	na	-
General and Statutory Reserves	352	352	352	-	-
Unrealized gain/(loss) on securities available for sale	(601)	(166)	26	(72.4)	115.7
Other equity	21	21	21	-	-
Retained earnings	20,261	22,277	25,071	10.0	12.5
Non-controlling interest	1	1	1	-	-
Total	28,679	34,208	36,951	19.3	8.0

**STATEMENTS OF PROFIT AND LOSS AND OTHER COMPREHENSIVE INCOME**

CIMB Niaga was able to record a net profit increase of 43.0%, to Rp3.0 trillion in 2017. Better interest and sharia expenses management, better asset quality and sustainable operational cost efficiency were the driving factors for CIMB Niaga's profitability improvement in 2017.

Statements of Profit or Loss and Other Comprehensive Income Rp billion	2015	2016	2017	Growth (%)	
				2015-2016	2016-2017
Interest and sharia income	22,319	21,325	20,403	(4.5)	(4.3)
Interest and sharia expenses	(10,933)	(9,231)	(8,000)	(15.6)	(13.3)
Net interest income - net	11,386	12,094	12,403	6.2	2.6
Other fees and commissions	1,718	2,113	2,135	23.0	1.0
Foreign exchange losses	(395)	(8)	(51)	(98.0)	537.5
Others	381	279	495	(26.8)	77.4
Total other operating income	1,704	2,384	2,579	39.9	8.2
Gains from trading financial instruments	501	397	330	(20.8)	(16.9)
Gains from sale of marketable securities	145	284	444	95.9	56.3
Total income other than interest	2,350	3,065	3,353	30.4	9.4
Total income other than interest (BAU)*	2,350	2,789	3,353	18.7	20.2
Impairment losses on financial and non-financial assets	(5,361)	(4,973)	(4,080)	(7.2)	(18.0)
Personnel expenses	(4,156)	(3,647)	(3,948)	(12.2)	8.3
General and administrative expenses	(3,212)	(3,513)	(3,367)	9.4	(4.2)
Promotion expenses	(315)	(273)	(254)	(13.3)	(7.0)
Total other operating expenses	(7,683)	(7,433)	(7,569)	(3.3)	1.8
Total other operating expenses (BAU)**	(7,112)	(7,433)	(7,569)	4.5	1.8
Net operating income - net	692	2,753	4,107	297.8	49.2
Non-operating income/(expenses) – net	(122)	98	48	(180.3)	(51.0)
Income before income tax	570	2,851	4,155	400.2	45.7
Income tax expense	(142)	(769)	(1,177)	441.5	53.1
Net income	428	2,082	2,978	386.4	43.0
Income before income tax (BAU)	1,141	2,575	4,155	125.7	61.4
Income tax expense (BAU)	(285)	(700)	(1,177)	145.6	68.1
Net income (BAU)	856	1,875	2,978	119.0	58.8
Other comprehensive income after tax	(196)	3,446	8	(1,858.2)	(99.8)
Total comprehensive income	232	5,528	2,986	2,282.8	(46.0)

* Excluding income from strategic partners

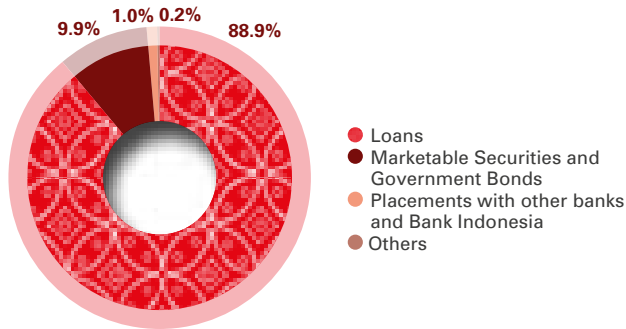
** Excluding MSS personnel expense

Interest and Sharia Income

CIMB Niaga's interest and sharia income came mostly from interest income from loans and earnings from sharia financing at 88.9% in 2017. This is an integral part of CIMB Niaga's core business as a provider of financing in the Indonesian banking industry. In addition, interest income from marketable securities and government bonds accounted for 9.9% of total interest and sharia income in 2017.

FINANCIAL PERFORMANCE REVIEW

Interest and Sharia Income Composition (%)



Cumulatively, total interest and sharia income reached Rp20.4 trillion in 2017, decreasing by 4.3% compared to Rp21.3 trillion in 2016. The decrease was mainly due to the decreased loan interest income by Rp949 billion, or 5.0% compared to 2016. The decline in loan

interest income was mainly due to the significant decline in loan interest rate. The average loan interest rate in Rupiah in 2017 was 10.9%, which was lower than the 11.7% in 2016. The average loan interest rate in foreign currencies also declined to 4.4% from 4.6% in the previous year.

The decline in loan interest rates of CIMB Niaga was in line with the decline in the BI reference rate. During 2017, the 7 Day Reverse Repo Rate decreased two times, with a total decrease of 50 bps to 4.25% by the end of 2017. During 2016, the 12-month BI rate also decreased by 150 bps to 6.0% at the end of 2016.

Despite the fact that CIMB Niaga managed to increase its loans by 2.8% compared to the previous year, the decrease in the loan interest rate resulted in the decrease of interest and sharia income.

Interest and Sharia Income Rp billion	2015	2016	2017	Growth (%)	
				2015-2016	2016-2017
Loans	20,016	19,091	18,142	(4.6)	(5.0)
Marketable Securities and Government Bonds	2,037	2,009	2,027	(1.4)	0.9
Placements and demand deposits with other banks and Bank Indonesia	265	222	199	(16.2)	(10.4)
Others	1	3	35	200.0	12x
Total	22,319	21,325	20,403	(4.5)	(4.3)

Interest income from placements and demand deposits with BI and other banks also decreased by 10.4%, or to Rp199 billion compared to 2016, in line with the decline in the average rate of placement with BI and other banks by 1.1% to 4.0% in 2017.

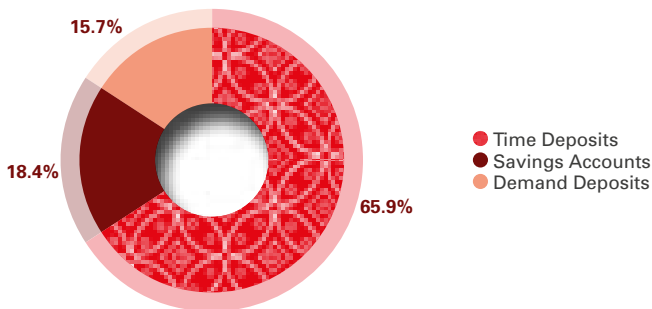
Interest and Sharia Expenses

The 2017 interest and sharia expense decreased by Rp1.2 trillion, or 13.3% to Rp8.0 trillion, compared to Rp9.2 trillion in 2016.

The decline was mainly due to the decrease of interest expense on customer deposits-time deposits amounting to Rp1.1 trillion or 20.3%, compared to 2016. The decline in interest expense of time deposits was due to the average interest rate of Rupiah time deposits, which decreased by 1.1%, from 7.3% in 2016 to 6.2% in 2017. This decrease aligned with the decrease in reference rate - 7 Day Reverse Repo Rate. The interest expense from demand deposits increased by 10.7% or Rp0.1 trillion, in line with the increase of total demand deposits by 10.5% in 2017 compared to 2016.

Interest and Sharia Expenses Rp billion	2015	2016	2017	Growth (%)	
				2015-2016	2016-2017
Customer deposits:	9,467	7,876	6,819	(16.8)	(13.4)
Current accounts	960	970	1,074	1.0	10.7
Savings accounts	1,262	1,272	1,254	0.8	(1.4)
Time deposits	7,245	5,634	4,491	(22.2)	(20.3)
Borrowings and subordinated bonds	929	890	636	(4.2)	(28.5)
Marketable securities issued	478	353	333	(26.2)	(5.7)
Others	59	112	212	89.8	89.3
Total	10,933	9,231	8,000	(15.6)	(13.3)

Interest and Sharia Expenses Composition - Customer Deposits (%)

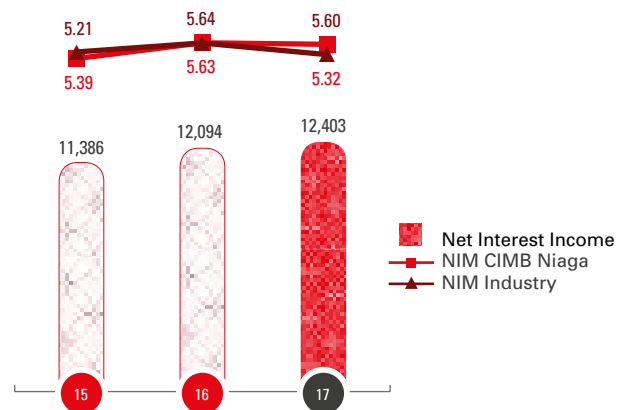


Meanwhile, the 2017 interest expense from borrowings and subordinated bonds decreased by Rp0.3 trillion or 28.5% to Rp0.6 trillion, compared to Rp0.9 trillion in the previous year. The decrease was mainly due to the repayment of borrowings of Subordinated Bonds I Bank CIMB Niaga Year 2010 amounting to Rp1.4 trillion and which matured in 2017.

Net Interest Income

Better management of interest and sharia expenses, by diversifying low-cost funding sources from saving accounts and demand deposits had a positive impact on CIMB Niaga's net interest income performance. Supported by lower interest and sharia expenses, CIMB Niaga recorded a net interest income of Rp12.4 trillion, increasing by 2.6% compared to Rp12.1 trillion in 2016. Supported by the average productive asset growth being higher than net interest income growth, resulted NIM of CIMB Niaga was relatively stable at 5.60% in 2017, compared to 5.64% in 2016.

Net Interest Income (Rp billion) and NIM (%)



FINANCIAL PERFORMANCE REVIEW

Non-Interest Income

In addition to generating income from its core business activities, CIMB Niaga also recorded non-interest income. Non-interest income reached Rp3.4 trillion in 2017, increasing by 9.4%, compared to Rp3.1 trillion in 2016. This increase was mainly due to the higher other income by 77.4% or Rp0.2 trillion compared to the previous year. Other income mainly consisted of income from loan recovery.

Non-Interest Income

Non-Interest Income Rp billion	2015	2016	2017	Growth (%)	
				2015-2016	2016-2017
Other fees and commissions	1,718	2,113	2,135	23.0	1.0
Gains from sale of marketable securities and gains from trading financial instruments	646	681	774	5.4	13.7
Foreign exchange losses	(395)	(8)	(51)	(98.0)	537.5
Others	381	279	495	(26.8)	77.4
Total (Actual)	2,350	3,065	3,353	30.4	9.4
Total (BAU)*	2,350	2,789	3,353	18.7	20.2

* Excluding income from strategic partner

Income from other fees and commissions accounted for the largest contribution to non-interest income amounting to 63.7%. The higher fees and commissions mostly come from bancassurance income increased by Rp65 billion or 8.4% compared to 2016. This was followed by the increase in income from merchant commissions by Rp24 billion or 342.9% compared to 2016, and the increase from custodial service fees increased by Rp21 billion or 52.5% compared to the previous year. Meanwhile, customer administration service fees decreased by Rp104 billion or 19.8% compared to 2016.

Breakdown of Income from Other Fees and Commissions

Income from Other Fees and Commissions Rp billion	2015	2016	2017	Growth (%)	
				2015-2016	2016-2017
Bancassurance income	486	770	835	58.4	8.4
Customer administration services fees	452	524	420	15.9	(19.8)
Credit card interchange fee income	243	291	304	19.8	4.5
Export-import documents fees	169	148	146	(12.4)	(1.4)
Agency fees	113	138	135	22.1	(2.2)
Clearing and transfer services	130	106	106	(18.5)	-
Custodial services fees	37	40	61	8.1	52.5
Annual fee	37	58	56	56.8	(3.4)
Merchant commissions	13	7	31	(46.2)	342.9
Others	38	31	41	(18.4)	32.3
Total (actual)	1,718	2,113	2,135	23.0	1.0
Total (BAU)*	1,718	1,837	2,135	6.9	16.2

* Excluding income from strategic partner

CIMB Niaga's fee income ratio in 2017 was 21.3%, increasing by 0.9% compared to 20.4% in 2016.

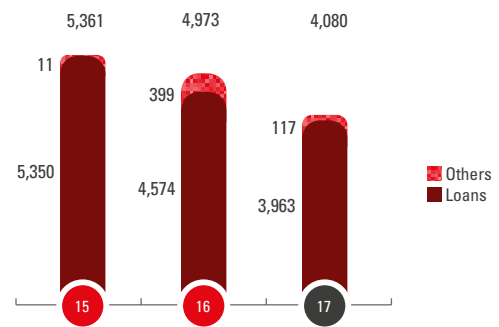
Allowance for Impairment Losses (CKPN) on Financial and Non-Financial Assets

Through periodic monitoring of asset quality to align with CIMB Niaga's strategy to reduce low quality assets, and improving the accuracy of CKPN calculation, CIMB Niaga's allowance for impairment losses in 2017 decreased by Rp893 billion or 18.0% to Rp4.1 trillion compared to Rp5.0 trillion in 2016.

The decrease in CKPN was mainly due to a lower allowance for loan impairment losses by Rp611 billion or 13.4%. Meanwhile, the allowance for impairment losses on others also decreased by Rp282 billion, mainly due to a decrease in foreclosed assets at CKPN.

The loan loss coverage (LLC) ratio decreased by 10.5% to 107.2% compared to 117.7% in the previous year.

Allowance for Impairment Losses (Rp billion)



Other Operating Expenses

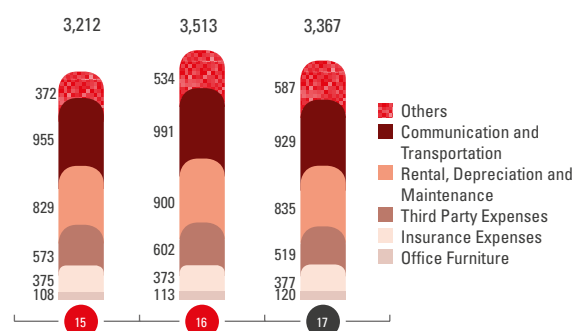
Other operating expenses increased by 1.8% to Rp7.6 trillion in 2017 compared to Rp7.4 trillion in the previous year. Despite the cumulative increase, CIMB Niaga was able to improve efficiency by reducing general and administrative expenses by 4.2% to Rp3.4 trillion in 2017. Promotion expenses also decreased by 7.0% to Rp254 billion in 2017.

Other Operating Expenses Rp billion	2015	2016	2017	Growth (%)	
				2015-2016	2016-2017
Personnel expenses	4,156	3,647	3,948	(12.2)	8.3
General and administrative expenses	3,212	3,513	3,367	9.4	(4.2)
Promotion expenses	315	273	254	(13.3)	(7.0)
Total (Actual)	7,683	7,433	7,569	(3.3)	1.8
Total (BAU)	7,112	7,433	7,569	4.5	1.8

* Excluding MSS personnel expense

The largest contribution for the decrease in general and administrative expenses were from efficiency in third party expenses amounting to Rp83 billion, efficiency in rental, depreciation and maintenance by Rp65 billion and efficiency in communication and transportation expenses by Rp62 billion.

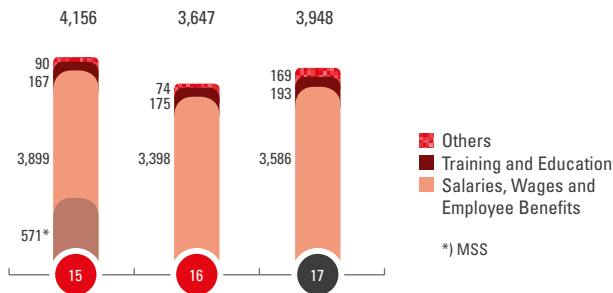
General and Administrative Expenses (Rp billion)



FINANCIAL PERFORMANCE REVIEW

Personnel expenses increased by Rp301 billion or 8.3%, compared to the previous year due to increases in salaries, wages, and employee benefits, amounting to Rp188 billion, or 5.5% compared to 2016.

Personnel Expenses (Rp billion)

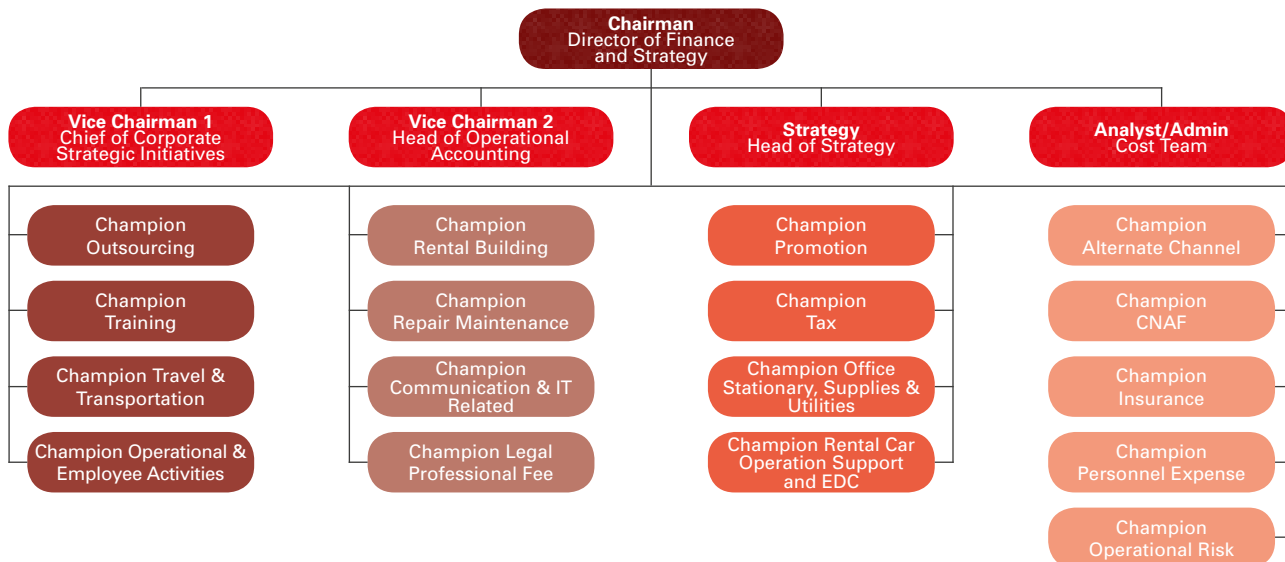


The cost to income ratio was well managed and decreased to 47.7% in 2017 compared to 48.5% in 2016.

Aligned with strategy, CIMB Niaga will continue to maintain efficiency in all units, by increasing the effectiveness of spending to reduce operating expenses.

Cost Efficiency Program

For the purpose of ensuring the sustainability of the cost efficiency programs, CIMB Niaga has continued the smart spending culture initiative begun in 2014. Under the smart spending culture, CIMB Niaga focuses on costs that are classified as *good costs* and eliminates *bad costs*. CIMB Niaga has created and implemented cost efficiency innovations across all business lines. CIMB Niaga conducts prudent cost management at all times in Operating Expenses (Opex) and Capital Expenditure (Capex), whereby the management is monitored by the EFI Champion Team. This special team represents CIMB Niaga's commitment to implementing responsible cost efficiency, the team performs assessments and provides input regarding the feasibility of expenses incurred in each business process within CIMB Niaga. The following chart is the organizational structure of the EFI Champion Team lead by the Director of Finance and Strategy.



A number of initiatives were undertaken to achieve operating cost efficiency in 2017, including a policy of using office drivers and online transportation, enhancing branch capacity and productivity, digital media promotions, meetings through conference calls, maximizing the use of owned building facilities for training venues, being selective in employee activity events, renewing contracts related to IT costs with more competitive pricing, and evaluating the costs of contractual employees.

Non-Operating Income/(Expense) – Net

CIMB Niaga's non-operating income decreased by Rp50.0 billion or 51.0% to Rp48 billion compared to 2016. The decrease was mainly related to the 2016 gain from the divestment of associated ownership in CIMB Sun Life, amounting to Rp31 billion.

Other Comprehensive Income

Total comprehensive income decreased by Rp2.5 trillion to Rp3.0 trillion in 2017, lower than in 2016, as CIMB Niaga recorded higher comprehensive income in 2016, due to the revaluation of fixed assets amounting to Rp3.2 trillion.

Comprehensive Income Rp billion	2015	2016	2017	Growth (%)	
				2015-2016	2016-2017
Net Income	428	2,082	2,978	386.4	43.0
Other Comprehensive Income	(196)	3,446	8	(1,858.2)	(99.8)
Total Comprehensive Income	232	5,528	2,986	2,282.8	(46.0)

Segment Profitability

The principal operations of CIMB Niaga are managed in Indonesia. CIMB Niaga's business segments are mainly separated in 6 (six) main geographical areas, except for subsidiary, which are Jakarta, West Java, Central Java, East Java, East Indonesia, and Sumatera. Information concerning the geographical segments is presented in the table below (Rp million):

Descriptions	2017							
	Jakarta	West Java	Central Java	East Java	East Indonesia	Sumatera	Subsidiary	Total
Net interest income	8.614.214	644.167	618.677	815.364	361.587	783.415	565.955	12.403.379
Impairment losses on financial and non-financial assets - net	(2.813.333)	(167.605)	(188.170)	(273.803)	(220.245)	(203.264)	(213.385)	(4.079.805)
Other fees and commissions	1.822.884	73.982	50.039	64.634	29.334	65.458	28.486	2.134.817
Other operating income	968.659	20.755	14.195	16.357	13.258	19.643	164.764	1.217.631
Personnel expenses	(2.900.494)	(169.325)	(172.693)	(190.996)	(106.373)	(187.030)	(221.301)	(3.948.212)
General and administrative	(2.709.441)	(131.871)	(107.608)	(141.997)	(77.283)	(141.690)	(133.378)	(3.443.268)
Other operating expenses	(72.553)	(279)	(172)	(5.499)	(47)	(38.133)	(61.288)	(177.971)



Performance
Highlights



Management
Reports



Company
Profile



Management Discussion
and Analysis



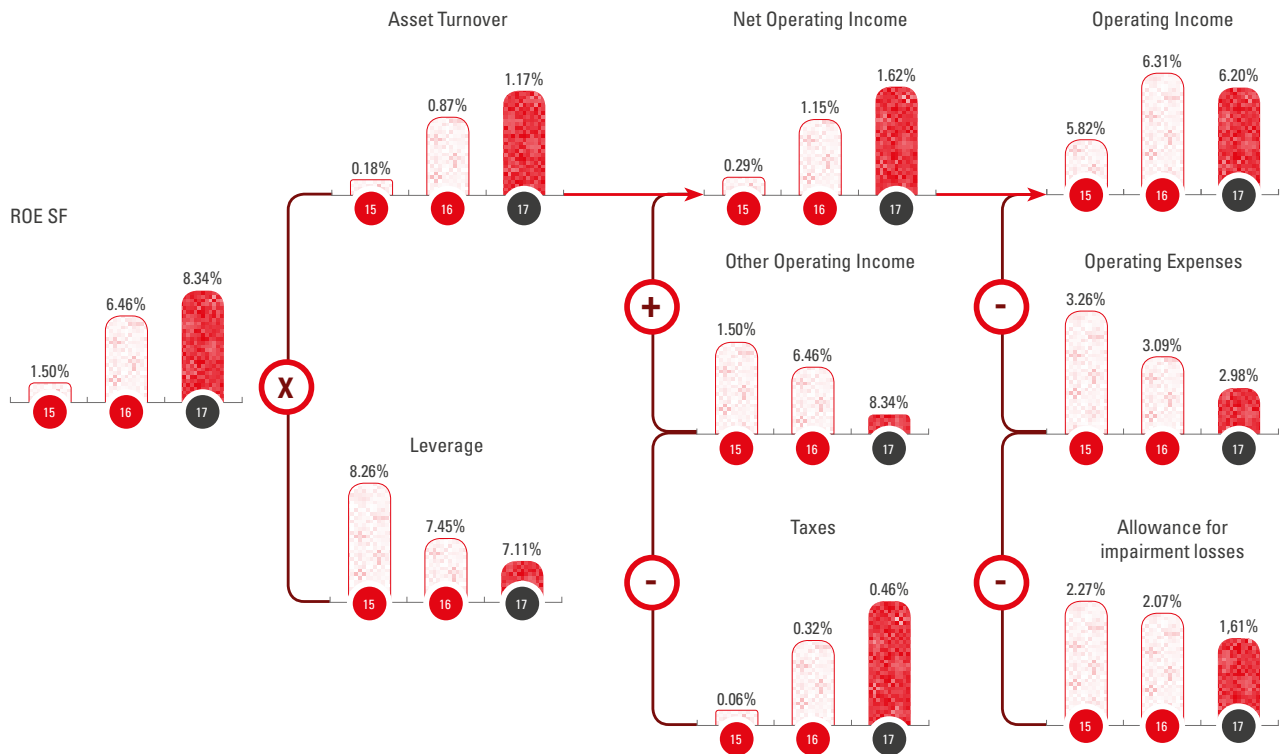
Risk
Management

FINANCIAL PERFORMANCE REVIEW

Descriptions	2017							
	Jakarta	West Java	Central Java	East Java	East Indonesia	Sumatera	Subsidiary	Total
Net operating income/(expense)	2.909.936	269.824	214.268	284.060	231	298.399	129.853	4.106.571
Non-operating (expense)/								
income - net	20.960	24	335	6.549	(159)	738	20.002	48.449
Income/(loss) before income tax	2.930.896	269.848	214.603	290.609	72	299.137	149.855	4.155.020
Income tax expense	(1.117.198)	-	-	-	-	-	(60.084)	(1.177.282)
Net income/(loss)	1.813.698	269.848	214.603	290.609	72	299.137	89.771	2.977.738
Non-controlling interest	(63)	-	-	-	-	-	-	(63)
Total asset	187.333.422	16.786.110	13.473.190	21.191.211	7.138.907	16.420.914	3.961.691	266.305.445
Total liabilities	151.599.937	16.892.788	12.948.364	21.606.279	7.533.524	16.045.904	2.727.653	229.354.449

Descriptions	2016							
	Jakarta	West Java	Central Java	East Java	East Indonesia	Sumatera	Subsidiary	Total
Net interest income	8.149.420	665.846	648.166	853.974	348.640	766.616	661.368	12.094.030
Impairment losses on financial and								
non-financial assets - net	(3.066.111)	(136.195)	(423.654)	(402.962)	(216.301)	(322.925)	(404.803)	(4.972.951)
Other fees and commissions	1.673.007	84.486	53.393	71.345	31.590	64.914	134.625	2.113.360
Other operating income	789.115	18.479	16.808	3.803	8.429	9.102	106.318	952.054
Personnel expenses	(2.564.851)	(172.667)	(164.989)	(194.521)	(110.665)	(181.540)	(257.686)	(3.646.919)
General and administrative	(2.910.986)	(151.556)	(117.041)	(156.916)	(89.380)	(157.742)	(175.914)	(3.759.535)
Other operating expenses	(12.902)	(9.037)	(427)	(309)	(639)	(345)	(2.786)	(26.445)
Net operating income/(expense)	2.056.692	299.356	12.256	174.414	(28.326)	178.080	61.122	2.753.594
Non-operating (expense)/								
income - net	47.008	748	1.074	226	369	786	46.903	97.114
Income/(loss) before income tax	2.103.700	300.104	13.330	174.640	(27.957)	178.866	108.025	2.850.708
Income tax expense	(703.456)	-	-	-	-	-	(65.535)	(768.991)
Net income/(loss)	1.400.244	300.104	13.330	174.640	(27.957)	178.866	42.490	2.081.717
Non-controlling interest	(30)	-	-	-	-	-	-	(30)
Total asset	163.690.670	16.733.490	11.910.598	19.505.068	6.932.249	16.082.738	6.716.915	241.571.728
Total liabilities	132.549.885	16.745.891	11.392.604	18.839.291	6.947.097	15.318.611	5.570.727	207.364.106

Descriptions	2015							
	Jakarta	West Java	Central Java	East Java	East Indonesia	Sumatera	Subsidiary	Total
Net interest income	7.627.870	654.423	638.072	873.095	367.751	796.238	428.911	11.386.360
Impairment losses on financial and								
non-financial assets - net	(4.052.683)	(306.262)	(260.095)	(174.481)	(101.267)	(286.658)	(162.011)	(5.343.457)
Other fees and commissions	1.197.047	80.580	64.121	79.324	34.301	67.105	195.618	1.718.096
Other operating income	371.187	21.398	22.502	9.208	6.564	14.037	168.726	613.622
Personnel expenses	(3.044.995)	(179.145)	(168.611)	(195.488)	(100.825)	(181.875)	(285.157)	(4.156.096)
General and administrative	(2.608.259)	(154.721)	(120.831)	(156.182)	(94.197)	(166.909)	(219.507)	(3.520.606)
Other operating expenses	(1.957)	(692)	(176)	(2.853)	(141)	(437)	-	(6.256)
Net operating income/(expense)	(511.790)	115.581	174.982	432.623	112.186	241.501	126.580	691.663
Non-operating (expense)/								
income - net	(69.010)	(222)	1.733	357	206	175	(54.898)	(121.659)
Income/(loss) before income tax	(580.800)	115.359	176.715	432.980	112.392	241.676	71.682	570.004
Income tax expense	(172.470)	-	-	-	-	-	30.351	(142.119)
Net income/(loss)	(753.270)	115.359	176.715	432.980	112.392	241.676	102.033	427.885
Non-controlling interest	(54)	-	-	-	-	-	-	(54)
Total asset	160.336.525	16.209.177	12.005.726	19.849.852	7.339.280	15.380.702	7.727.990	238.849.252
Total liabilities	133.739.942	16.404.241	11.711.427	19.456.601	7.271.574	14.963.059	6.623.021	210.169.865

**DU PONT ANALYSIS****STATEMENTS OF CASH FLOW**

Cash Flow Rp billion	2015	2016	2017	Growth (%)	
				2015-2016	2016-2017
Net Cash Flow from Operating Activities	6,755	3,291	20,129	(51.3)	511.6
Net Cash Flow for Investing Activities	(2,271)	(4,071)	(8,946)	79.3	119.7
Net Cash Flow for Financing Activities	(4,862)	(3,734)	(88)	(23.2)	(97.6)
Exchange Rate Differences on Cash and Cash Equivalent	1,002	(201)	155	(120.1)	(177.1)
Increase/(Decrease) in Cash and Cash Equivalent	624	(4,715)	11,250	(855.6)	(338.6)
Cash and Cash Equivalent at Beginning of Year	27,507	28,131	23,416	2.3	(16.8)
Cash and Cash Equivalent at End of Year	28,131	23,416	34,666	(16.8)	48.0

Cash Flow from Operating Activities

CIMB Niaga recorded a source of cash from its operating activities in 2017 amounting to Rp20.1 trillion, or an increase of Rp16.8 trillion compared to the previous year's position by Rp3.3 trillion. Cash flow from operating activities in 2017 mainly came from CIMB Niaga's profit before changes in assets and liabilities, amounting to Rp9.7 trillion, an increase in securities sold under repurchase agreements amounting to Rp9.2 trillion and net increase of customer deposits amounting to Rp8.7 trillion. The cash inflow was used to support loan distribution activities amounting to Rp12.6 trillion.

FINANCIAL PERFORMANCE REVIEW

Cash Flow for Investing Activities

Cash was used for investment activities in 2017 amounting to Rp8.9 trillion, mainly for purchase of marketable securities and government bonds- available-for-sale and held-to-maturity amounting to Rp8.5 trillion, or higher than 2016's position amounting to Rp3.3 trillion.

Cash Flow for Financing Activities

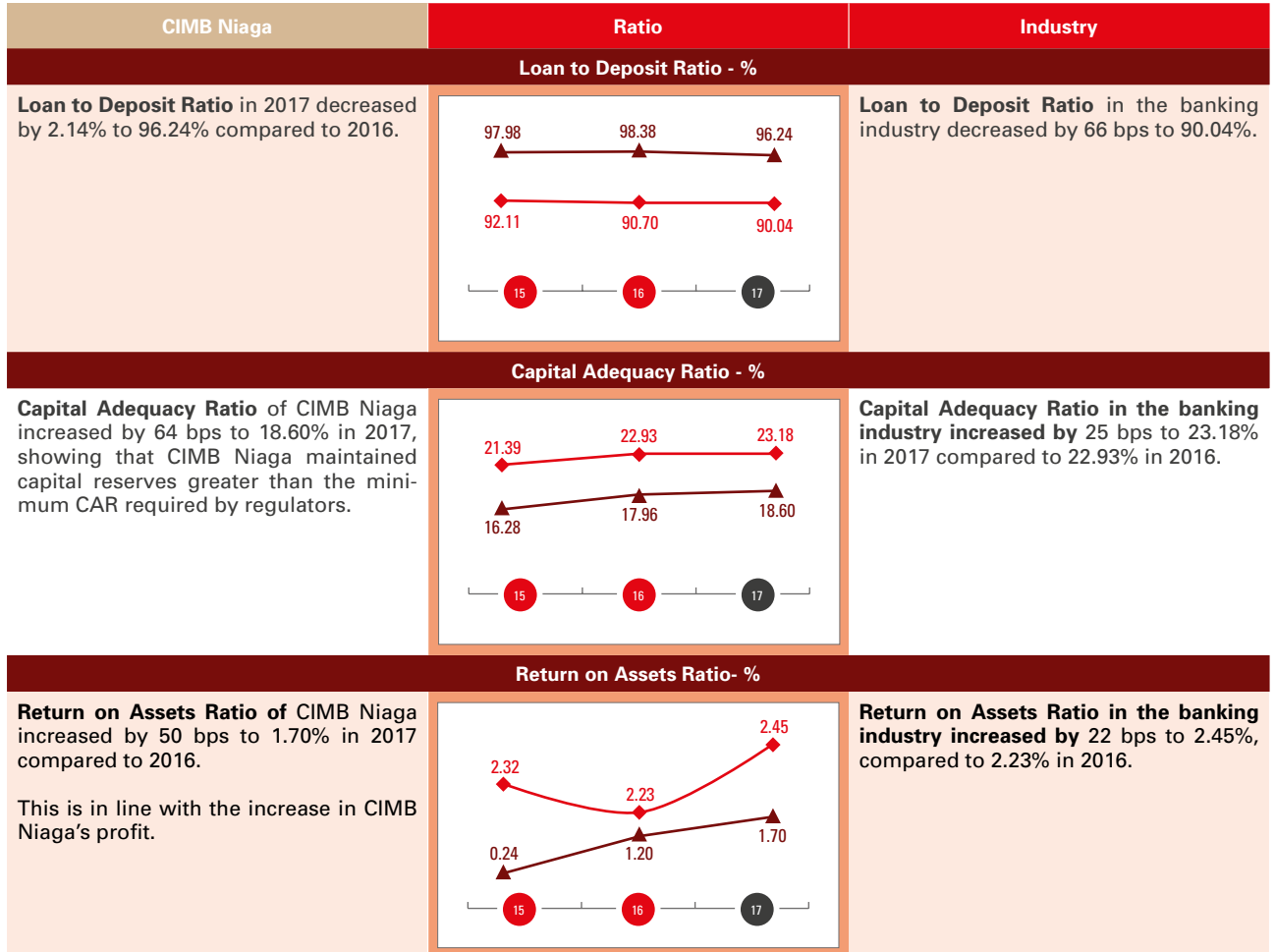
Cash was used for financing activities during 2017 amounting to Rp88 billion, mainly due to interest payments of Rp3.4 trillion, repayment of subordinated loans maturing in 2017 amounting to Rp1.4 trillion and payment of interest on bonds and securities issued amounting to Rp2.4 trillion. Cash inflow from financing

activities mainly came from securities issued of Rp4.0 trillion and additional borrowings amounting to Rp3.4 trillion in 2017.

FINANCIAL RATIOS

CIMB Niaga conducts its business activities in conformity with prudent principles and adheres to Bank Indonesia and Financial Services Authority regulations, as well as to other prevailing regulations, and constantly conducts good corporate governance. CIMB Niaga is able to meet the financial ratios set by the regulators in the midst of ongoing loan expansion efforts to capitalize on the momentum of the slightly accelerating economic growth.

CIMB Niaga	Ratio	Industry												
Net Interest Margin Ratio - %														
<p>Net Interest Margin of CIMB Niaga relatively stable at 5.6%.</p> <p>In the midst of declining NIM's trend on industry, CIMB Niaga managed to stabilize Bank's NIM ratio which supported by increment on CASA portion</p>	<table border="1"> <caption>Net Interest Margin Ratio - %</caption> <thead> <tr> <th>Year</th> <th>CIMB Niaga</th> <th>Industry</th> </tr> </thead> <tbody> <tr> <td>2015</td> <td>5.39</td> <td>5.21</td> </tr> <tr> <td>2016</td> <td>5.63</td> <td>5.64</td> </tr> <tr> <td>2017</td> <td>5.60</td> <td>5.32</td> </tr> </tbody> </table>	Year	CIMB Niaga	Industry	2015	5.39	5.21	2016	5.63	5.64	2017	5.60	5.32	<p>The Net Interest Margin of the banking industry decreased by 31 bps to 5.32%, compared to the same period in the previous year.</p>
Year	CIMB Niaga	Industry												
2015	5.39	5.21												
2016	5.63	5.64												
2017	5.60	5.32												
CASA Ratio - %														
<p>CASA Ratio increased 171 bps in 2017 to 52.55%, compared to 50.84% in 2016.</p> <p>The increase was supported by Demand Deposits and Saving Accounts increasing by 10.5% and 6.4%, respectively.</p>	<table border="1"> <caption>CASA Ratio - %</caption> <thead> <tr> <th>Year</th> <th>CIMB Niaga</th> <th>Industry</th> </tr> </thead> <tbody> <tr> <td>2015</td> <td>54.01</td> <td>46.81</td> </tr> <tr> <td>2016</td> <td>55.33</td> <td>50.84</td> </tr> <tr> <td>2017</td> <td>55.48</td> <td>52.55</td> </tr> </tbody> </table>	Year	CIMB Niaga	Industry	2015	54.01	46.81	2016	55.33	50.84	2017	55.48	52.55	<p>CASA Ratio in the banking industry increased by 15 bps to 55.48% in 2017.</p>
Year	CIMB Niaga	Industry												
2015	54.01	46.81												
2016	55.33	50.84												
2017	55.48	52.55												
Non Performing Loan - Gross Ratio- %														
<p>NPL Ratio of CIMB Niaga decreased to 3.75%, compared to 3.89% in 2016.</p> <p>The decrease was supported by CIMB Niaga's ability to improve the quality of loans provided to its customers.</p>	<table border="1"> <caption>Non Performing Loan - Gross Ratio- %</caption> <thead> <tr> <th>Year</th> <th>CIMB Niaga</th> <th>Industry</th> </tr> </thead> <tbody> <tr> <td>2015</td> <td>3.74</td> <td>2.49</td> </tr> <tr> <td>2016</td> <td>3.89</td> <td>2.93</td> </tr> <tr> <td>2017</td> <td>3.75</td> <td>2.59</td> </tr> </tbody> </table>	Year	CIMB Niaga	Industry	2015	3.74	2.49	2016	3.89	2.93	2017	3.75	2.59	<p>NPL Ratio of the banking industry decreased by 34 bps in 2017 to 2.59% compared to 2.93% in 2016.</p>
Year	CIMB Niaga	Industry												
2015	3.74	2.49												
2016	3.89	2.93												
2017	3.75	2.59												



◆ Industry
▲ CIMB Niaga

In addition to those financial ratios, CIMB Niaga continues to comply with the ratios required by regulators. In 2015, 2016 and 2017, CIMB Niaga did not breach or exceed the stipulated Legal Lending Limit (LLL) requirements to related parties or non-related parties. Related statutory reserves and NOP are depicted in the following table:

Compliance			
Description (%)	2015	2016	2017
Statutory Reserve Requirement (GWM)			
a. GWM in Rupiah	7.74	6.76	6.74
b. GWM in Foreign Currencies	8.18	8.33	8.05
Net Open Position (NOP) in total	1.19	1.66	0.80

FINANCIAL PERFORMANCE REVIEW

COMMITMENTS AND CONTINGENCIES

Total commitments and contingencies with loan risk as of 31 December 2017 amounted to Rp66.0 trillion, decreasing by Rp2.1 trillion, or 3.2% compared to Rp68.1 trillion in 2016. The decrease mainly came from a decrease in commitment liabilities in unused loan facilities amounting to Rp5.5 trillion, reaching Rp59.0 trillion as of 31 December 2017. Contingencies receivables decreased by 58.8% to Rp1.0 trillion compared to 2016, which was due to the decrease in guarantees received.

Commitments and Contingencies Rp billion	2015	2016	2017	Growth (%)	
				2015-2016	2016-2017
COMMITMENTS					
Commitment Liabilities	(59,883)	(66,569)	(62,086)	11.2	(6.7)
Unused loan facility	(58,374)	(64,427)	(58,955)	10.4	(8.5)
Outstanding irrevocable letters of credit	(1,444)	(2,072)	(2,714)	43.5	31.0
Others	(65)	(70)	(417)	7.7	495.7
Commitments – net	(59,883)	(66,569)	(62,086)	11.2	(6.7)
CONTINGENCIES					
Contingencies Receivables	2,261	2,503	1,031	10.7	(58.8)
Guarantees received	1,183	1,178	18	(0.4)	(98.5)
Interest receivables on non-performing assets	1,078	1,325	1,013	22.9	(23.5)
Contingencies Payables	(4,007)	(4,029)	(4,892)	0.5	21.4
Guarantees issued	(4,007)	(4,029)	(4,892)	0.5	21.4
Contingencies – net	(1,746)	(1,526)	(3,861)	(12.6)	153.0
Commitments and Contingencies – Net	(61,629)	(68,095)	(65,947)	10.5	(3.2)

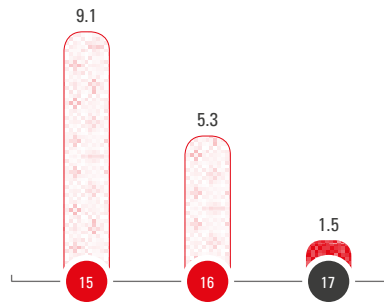


SUBSIDIARY PERFORMANCE

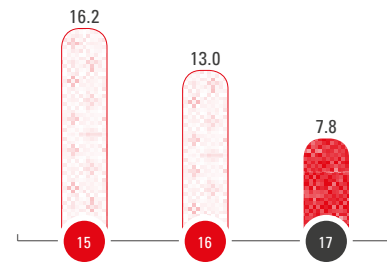
CIMB Niaga Auto Finance (CNAF) is a subsidiary of CIMB Niaga engaged in the financing of four wheelers and two wheelers. In order to improve synergy in the CIMB Niaga Group, CNAF was effectively merged with PT Kencana Internusa Artha Finance (KITAF) in 2016, in which CNAF is the surviving entity. The percentage of CIMB Niaga's share ownership in CNAF became 99.9%. The remaining ownership of CNAF shares is owned by PT Niaga Manajemen Citra at 0.1%.

In 2017, CNAF recorded profit before tax amounting to Rp0.19 trillion, growing by 58.3%, compared to Rp0.12 trillion in 2016. CNAF disbursed new financing loans of Rp1.5 trillion, decreasing by 71.7% from Rp5.3 trillion in 2016. The decline in loan disbursement was due to CNAF's strategy to more selective in financing to get good loan quality. NPLs were recorded at 1.1% in 2017 while in 2016 they were 1.6%.

New Financing (Rp trillion)



Loan (Rp trillion)



In 2017, CNAF maintained a total of 49 branches with a total of 1,065 employees. CNAF has established a close cooperation with CIMB Niaga. This partnership further provides customers with various CIMB Niaga facilities such as ATMs, internet banking, and full use of the CIMB Niaga network as a customer payment channel.

In addition, CNAF has worked with 923 dealers throughout Indonesia. According to PT Fitch Ratings Indonesia, CNAF is ranked "AA + idn".

➤ Prime Lending Rate

The Financial Services Authority (OJK) requires all Commercial Banks engaged in conventional business activities in Indonesia to report and publish the Prime Lending Rate (SBDK) in Rupiah currency. This is in accordance with the enactment of OJK Regulation No. 32/POJK.03/2016 concerning Transparency and Publication of Bank Reports. The provisions of such regulation regarding transparency of bank product information and the use of customers' personal data are regulated in further detail based on OJK Circular Letter No. 34/SEOJK.03/2017 in line with the transfer of functions, duties and authority of regulating and supervising financial services from Bank Indonesia to the OJK.

Implementation of information transparency requirements regarding Prime Lending Rate is one of the efforts to provide clarity to customers and to enable customers to weigh the benefits, costs and credit risk offered by CIMB Niaga. In addition, Prime Lending Rate seeks to improve good governance and encourage healthy competition in the banking industry, by building better market discipline.

The Prime Lending Rate is also required as an indicator of applicable loan interest rates for customers applying for loans at CIMB Niaga. In such case, CIMB Niaga always renews its Prime Lending Rate in accordance with the changes in the BI rate. In general, the Prime Lending Rate is calculated based on 3 (three) components,

PRIME LENDING RATES

namely Cost of Funds for Credit (HPDK) arising from activities in customer deposits, operating expenses incurred for customer deposits, and lending activities and profit margin established by the Bank in lending activities. The calculation of Prime Lending Rates per segment does not take into account the risk premium of the debtor, which depends on the assessment of the risk of each debtor. Accordingly the level of the loan interest rate charged to any particular debtor is not necessarily similar to Prime Lending Rate.

CIMB Niaga is required to report the calculation of Prime Lending Rates to the OJK on a monthly basis and periodically publish it in media with a wider scope. The calculations of Prime Lending Rates refer to corporate loans, retail loans, micro loans, and consumer loans (mortgages and non-mortgages). Bank Indonesia, however, allows the categorization of corporate loans, retail loans and consumer loans (mortgages and non-mortgages) to be made based on internal criteria adopted by banks.

In determining the Prime Lending Rate, CIMB Niaga, at all times, also considers the development of regulatory requirements. OJK Letter No. S-18/D.03/2016, regarding Maximum Interest Rate, provides guidance to gradually lower loan interest rates to single digit. Pertaining to this, CIMB Niaga is committed to lowering its loan interest rate on a gradual basis, as evidenced in the comparison of Prime Lending Rate in 2017 with the average Prime Lending Rate in 2016 as follows:

Quarterly Prime Lending Rate (effective % p.a)

End of Period	Prime Lending Rate Based on Loan Segment				
	Loan			Consumer Loan	
	Corporate	Retail	Micro	Mortgage	Non-mortgage
2017					
31 March 2017	10.00%	10.75%	18.25%	10.00%	10.25%
30 June 2017	10.00%	10.75%	18.25%	10.00%	10.25%
30 September 2017	9.75%	10.50%	18.00%	9.75%	10.00%
31 December 2017	9.50%	10.15%	n.a	9.50%	9.75%
Average in 2016					
2016	10.50%	11.25%	18.75%	10.50%	10.50%

CIMB Niaga categorizes loans for the calculation of Prime Lending Rate based on the following business segments:

1. Corporate loans, which are granted to Corporate Banking customers and High-End customers;
2. Retail loans, which include loans provided to the Small-Medium Enterprise customers and Special Lending;
3. Micro loans;
4. Consumer loans of mortgages and non-mortgages (Auto Loan), excluding loan disbursement through credit card and unsecured loan (KTA).

The information regarding applicable Prime Lending Rate can be accessed at any time in the publications at each office and/or on the CIMB Niaga website (www.cimbniaga.com).

➔ Electronic Network Transactions

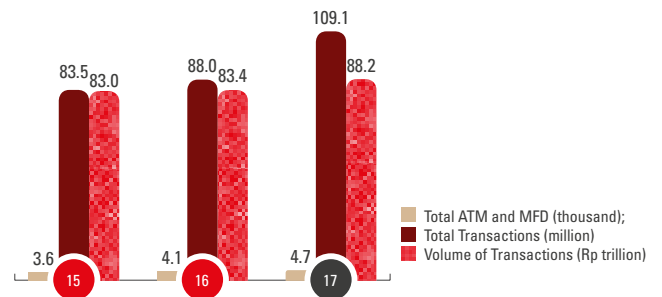
ATM and MFD

By the end of 2017, the number of CIMB Niaga ATM and MFD machines totaled 4,674 units with the network throughout Indonesia. The number of ATM and MFD machines increased by 620 units compared to the 4,054 units in 2016.



In line with the additional number of devices, the number of transactions on ATM machines increased by 21.1 million transactions, or by 24.0% to 109.1 million transactions in 2017, compared to 88.0 million transactions in 2016. In total, the volume of ATM transactions also increased to Rp88.2 trillion compared to Rp83.4 trillion in the previous year.

ATM and MFD

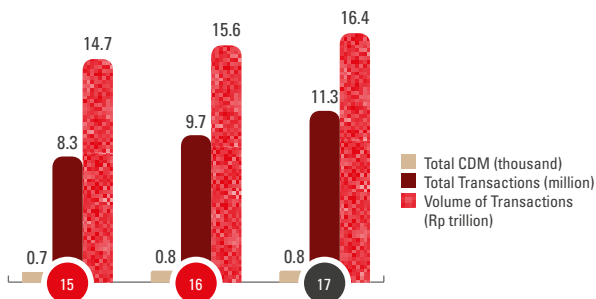


CDM

In 2017, CIMB Niaga's CDM machines totaled 774 units, an increase of 5 units compared to the 769 units in 2016.

The number of transactions through CDM machines increased by 1.6 million transactions or by 16.7% to 11.3 million transactions compared to 9.7 million transactions in 2016. The growing number of transactions also drove up the volume of transactions, increasing by Rp840 billion or 5.4% to Rp16.4 trillion during 2017. The growing number of CDM machine transactions was due to the increase in remittance transactions.

CDM

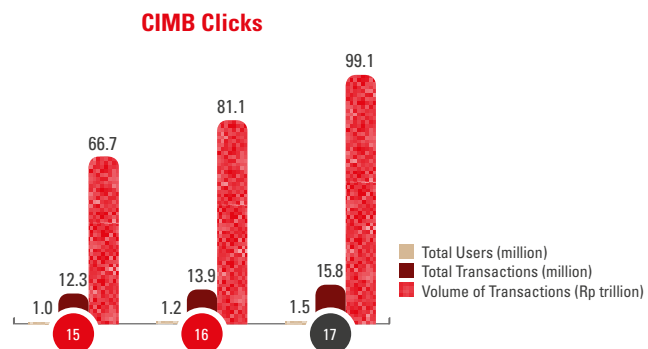


ELECTRONIC NETWORK TRANSACTIONS

CIMB CLICKS

CIMB Clicks, as a leading Internet banking service offered by CIMB Niaga, maintained 1.5 million users by the end of 2017. This number increased by 20.8% compared to 1.2 million users in 2016.

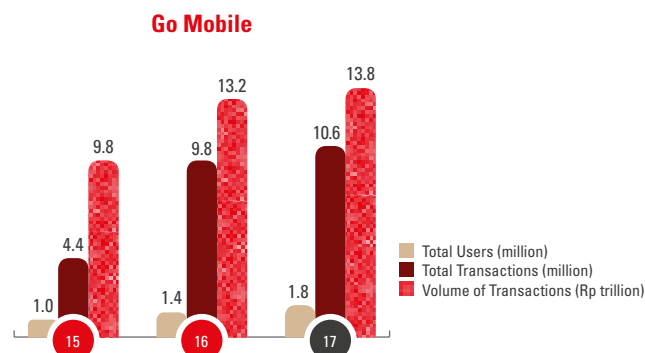
The number of transactions made by customers through CIMB Clicks reached 15.8 million in 2017, an increase of 13.6% over the previous year. The increase in the number of transactions resulted in CIMB Clicks recording a volume transaction of Rp99.1 trillion, revealing a growth of 22.2% in 2017.



Outstanding features of CIMB Clicks include ease in paying various bills, online shopping payments and an online service of opening savings accounts. Since 2016, CIMB Clicks has implemented a Virtual Card Number (VCN) which allows easy online transactions on all websites that accept MasterCard payments to enable customers to shop in comfort and at ease by using their saving accounts, without having to possess their own credit card account. VCN provides a simple means for customers not having a credit card to make purchases through online merchants who might otherwise require settlement only through a credit card transaction.

GO MOBILE

Another outstanding service featured by CIMB Niaga is Go Mobile. During 2017, CIMB Niaga's mobile banking service maintained 1.8 million users, an increase of 31.5%, compared to 1.4 million users in 2016.



The number of transactions made by customers through Go Mobile reached 10.6 million in 2017, increasing by 9.0% compared to 2016. The increase in the number of transactions was in line with the growing volume of transactions total of Rp13.8 trillion, increasing by 4.4% in 2017.



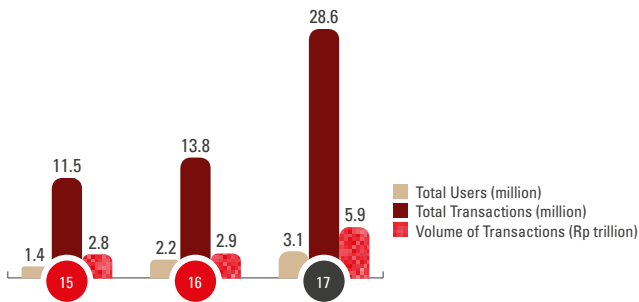
REKENING PONSEL

Rekening Ponsel maintained 3.1 million users, a significant increase of 41.9%, in 2017, compared to 2.2 million users in 2016.



Rekening Ponsel

Rekening Ponsel

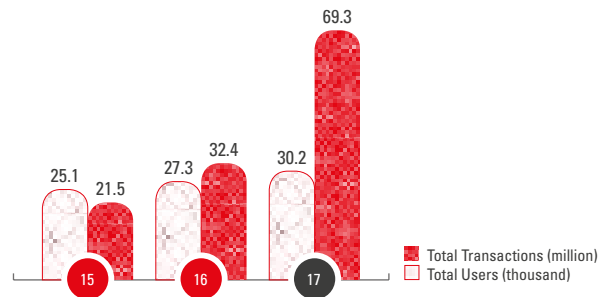


Furthermore, the number of transactions made by customers through Rekening Ponsel reached 28.6 million transactions in 2017, increasing by 107.4% compared to the previous year. The increase in the number of transactions was in line with the growing volume of transactions by 108.0% to Rp5.9 trillion in 2017.

BIZCHANNEL@CIMB



During 2017, BizChannel@CIMB successfully maintained 30,194 users, or increased by 10.8% compared to 27,256 users in the previous year.



The number of transactions made by customers through BizChannel@CIMB reached 69.3 million in 2017, increasing significantly by 113.5% compared to 2016.



➤ Other Material Financial Information

SOLVABILITY

CIMB Niaga maintains a good level of liquidity and solvability. This is represented by CIMB Niaga's ability to meet all of its maturing liabilities in a timely manner, both payment of principal and interest.

The ability of CIMB Niaga to meet both short-term and long term liabilities is also excellent as reflected in the reports from external rating agencies. Pefindo gave a corporate rating of idAAA, while Fitch gave National Ratings for Long Term and Short Term of AAA and F1 + respectively, while for Foreign Currency Ratings, the Bank received a BBB and F3 for Long Term and Short Term respectively. In addition, Moody's gave a rating of Baa3/P-3 for Bank Deposits and Baa3 and Ba2, for the Baseline Credit Assessment and Adjusted Baseline Credit Assessment respectively. The outlook given by the three agencies above is stable.

Liquidity and asset-liability management is under the coordination of the Asset Liability Committee (ALCO), which holds monthly meetings involving business units, treasury, credit, and other relevant units to ensure the achievement of the expected liquidity position. CIMB Niaga's liquidity management focuses on the adjustment of cash inflow and outflow. The gap in cash flow is anticipated by managing first tier liquid assets such as maintenance of reserve requirements and highly liquid short term marketable securities. Second tier liquid assets are managed through short term placements with other banks, available-for-sale marketable securities, and government bonds. Liquidity management is also performed by managing the structure of funding by implementing proper thresholds on depositor concentrations.

A detailed discussion of CIMB Niaga's liquidity management has been summarized under the sub-chapter of liquidity risk management.

Stress Testing

The Company conducts stress testing to evaluate capital resilience in facing plausible extreme external events and identifies steps to be taken to mitigate risk and protect capital. In relation to liquidity risk, stress tests can be used to assess the adequacy of liquidity and current reserves also procedure on prevention and recovery which stated within document Contingency Funding Plan.

The scope of the implementation of stress testing covers the main types of risks: credit risk (including the wholesale and retail segments), market risk and liquidity risk. Stress tests are based on simulations of three scenarios - baseline, moderate and worst, with reference to current conditions, as well as global historical issues and domestic issues for instance; the slow down on economic growth in several developed countries and China, overseas geopolitical conditions and their impact on the Indonesian economy such as the decline of exports, Rupiah depreciation, inflation and interest rate hikes.

In 2017, the Company conducted 2 (two) stress tests, in which both stress tests show that the Capital Adequacy Ratio (CAR) of the Company remains above regulatory requirements (taking into account the capital buffer), which is 11.65%, 12.53% and 13.4% respectively in 2017, 2018 and 2019. Changes in the CAR are mainly due to the increase in provisions in line with the projected decline of asset quality. The projected decline of asset quality also resulted in a projected increase in the risk-weighted asset (ATMR) Credit of the Company.

The results of the liquidity stress test show that the Company can survive for the next 1 month (30 days) from an increase of cash outflows especially from deposits and a decrease of cash inflows in stressful



situations without external liquidity assistance by liquidating instruments such as: Placements with Bank Indonesia (FASBI/SBI/Time Deposit), government bonds and corporate bonds with reference to PBI No. 19/03/DPNP/2017 and PADG No. 10/06/PADG/2017 regarding the Provision of Short Term Liquidity Credit Facility (PLJP).

Contingency Funding Plan

When the Bank enters a liquidity crisis condition, an operational guideline is needed to manage the crisis; thus, it is expected that with this particular handling, the crisis can be well handled and regain public trust on the Company. This is regulated in the Contingency Funding Plan procedure.

In SEBI 11/25/PBI/2009 followed with SEOJK No. 34/SEOJK.03/2016 and POJK No. 18/POJK.03/2016 regarding Risk Management Implementation for Commercial Banks stated that active involvement and role from management to Board of Commissioners is required. Therefore, the procedure of the Contingency Funding Plan has been approved by the both the Board of Directors and Board of Commissioners. In this procedure, there are 15 Early Warning Signal Indicators have been established, which include Internal, Macro and Market Liquidity indicators as defined and assumed to be early signals of a liquidity crisis. These indicators have thresholds that should not be breached. These indicators are monitored daily by the Risk Management Unit and reported to management. If there is any breach on an indicator threshold, then the Funding Crisis Declaration Assessment (FCDA) Team will assess whether the situation will lead to a crisis or not. The FCDA Team might conduct discussions even though at that time no indicator had been breached. Information that is deemed to lead to crisis conditions can be used as a basis to discuss assessments on liquidity conditions. The results of assessments will be validated by the ALCO Chairman.

If the Chairman of ALCO agrees with the FCDA team's assessments that the breaches of the indicators will lead into a crisis condition, then the result will be submitted

to the President Director for final decision making. If the President Director considers the results of the analysis valid, the President Director will declare that the Bank is entering a liquidity crisis and the Company will activate a crisis management committee called the Funding Crisis Management Team (FCMT).

This committee consists of all Directors and several support units and is chaired directly by the President Director. Under these conditions of crisis, the FCMT is given the authority to undertake crisis management measures, both in terms of operational and communications to improve existing conditions. The Company has conducted several trial crisis simulations in accordance with the guidance provided by the Contingency Funding Plan, by simulating FCMT responses in handling crisis conditions and the implementation of a FCMT decision to cope with the crisis by the relevant work units. The latest trial crisis simulations, or CFP Testing, were conducted on December 13, 2016 and December 19, 2017.

This CFP testing tested the readiness of all related units including the Board of Directors if the Company had actually entered a crisis condition. The results to be achieved from the CFP testing, among others, include the readiness of existing units and the implementation by the work unit on the decision steps established by the FCMT. In addition, this CFP testing aimed to evaluate if there are any shortcomings within the existing procedures.

Those areas deemed to be fixed or added to shall be included in the annual review of procedures, as also specified in the regulatory provisions. In accordance with procedures, the CFP testing will be conducted once a year, in which the scope of involvement of units within the Company will be extended. The Company has conducted 5 (five) CFP tests since 2013 with average attendance of the Board of Directors above 80%.

In addition, the Company also has an extensive Recovery Plan Document (RPD) covering the following areas: Liquidity, Capital, Profitability and Asset Quality

OTHER MATERIAL FINANCIAL INFORMATION

as approved by Management and Shareholders and as required by regulators at the end of 2017. In the RPD, steps and processes are conducted more widely than the Contingency Funding Plan, considering the areas to be maintained are not only liquidity. Similar to other documents, this RPD will also be reviewed annually to update and keep it in line with existing conditions. The review covers the steps that the Company will take to improve conditions related to 4 aspects. In those 4 aspects monitored, there are monitoring indicators to be continuously used as triggers for activating the corrective measures and guidance's as stated in the RDP.

Other Debt Paying Ratios

Liquidity Ratio

The liquidity ratio is used to identify CIMB Niaga's ability to meet its liabilities. In this context, the method to measure healthy liquidity is loan to deposit ratio (LDR). As of December 31, 2017, CIMB Niaga recorded consolidated LDR at 96.24%. The consolidated Liquidity Coverage Ratio (LCR), at 129.40%, exceeded the required minimum limit by regulators of 80% and internal CIMB Niaga of 90% in 2017. Accordingly, the Bank has met the criteria of "highly liquid" in terms of a minimum composite Bank Soundness Level.

Solvability Ratio

A method adopted in measuring solvability is the capital ratio. On a consolidated basis, Bank CIMB Niaga's CAR in 2017 was 18.60%, increasing from 17.96% in 2016. CIMB Niaga still maintains capital reserves greater than the minimum CAR ratio required by the regulator at 11.65%.

COLLECTIBILITY OF LOANS

CIMB Niaga classifies the collectability of loans provided to customers based on the number of outstanding days. The loan aging analysis - gross for 2015-2017 are as follows:

Collectibility of Loans

Description Rp billion	2015	2016	2017
Non past due	161,829	165,588	172,113
Past due 1-90 days	6,791	5,133	3,583
Past due >90 days	8,917	9,443	9,439
Total overdue loans	15,708	14,576	13,022
Total loans - gross *	177,537	180,164	185,135
% Total overdue loans - gross	8.8%	8.1%	7.0%

* including leasing and consumer financing

In 2017, total overdue loans-gross of CIMB Niaga amounted to Rp13.0 trillion, or 7.0% of total credit. The figure has improved, compared to 8.1% in 2016. CIMB Niaga continuously strives in controlling the loan risk; thus the collectability of loans can be maintained.



Meanwhile, loan quality can also be identified from the NPL ratio, whereby the NPL ratio of CIMB Niaga in 2015, 2016 and 2017 were at 3.74%, 3.89%, and 3.75% respectively. The NPL ratio of CIMB Niaga decreased in 2017 compared to 2016. CIMB Niaga continues to mitigate credit risk. CIMB Niaga also prepared adequate provisions to manage potential losses from non-performing loans. Through its Asset Quality Committee, CIMB Niaga has determined the amount of the provision to be made in accordance with business needs and prevailing regulations.

CAPITAL STRUCTURE

Detail of Capital Structure

CIMB Niaga is committed to managing a strong and healthy capital structure, so as to provide maximum support for sustainable business growth. As of the end of 2017, CIMB Niaga's liabilities and equity to finance its assets were 86.1% and 13.9%, respectively.

According to OJK regulation No.11/POJK.03/2016 dated January 29, 2016 concerning the Minimum Capital Adequacy for Commercial Banks, the capital consists of:

1. Core capital (Tier 1) which includes common equity and additional common equity
2. Supplementary capital (Tier 2)

The components of CIMB Niaga capital is still dominated by core capital. In addition to core capital, CIMB Niaga has issued capital instruments in the form of subordinated bonds. A description related to capital structure is available under the section on Risk Management and - Capital Structure in this Annual Report.

Detail of Capital Adequacy Ratio (CAR)

Capital Adequacy Ratio (CAR) Rp billion	2015	2016	2017	Changes (%)	
				2015-2016	2016-2017
Core Capital	27,614	32,421	35,527	17.4	9.6
Supplementary Capital	4,039	2,992	2,649	(25.9)	(11.5)
Total Capital	31,653	35,413	38,176	11.9	7.8
Total RWA with Credit and Operational Risks	192,573	195,595	202,539	1.6	3.6
Total RWA with Credit, Market and Operational Risks	194,398	197,207	205,239	1.4	4.1
Capital Adequacy Ratio for Credit and Operational Risks	16.44%	18.11%	18.85%	1.67	0.74
Capital Adequacy Ratio for Credit, Market and Operational Risks	16.28%	17.96%	18.60%	1.68	0.64
Capital Adequacy Ratio -Tier 1	14.20%	16.44%	17.31%	2.24	0.87
Capital Adequacy Ratio -Tier 2	2.08%	1.52%	1.29%	(0.56)	(0.23)

Management Policy of Capital Structure

Bank capital adequacy is calculated by using CAR (Capital Adequacy Ratio) indicators, which reflect the ability to address the risk of losses that may be incurred by banks. The higher the CAR level indicates the Bank's better capability of addressing the risk of credit/productive assets.

In 2017, CIMB Niaga recorded a minimum capital adequacy ratio or CAR by 18.60% compared to 17.96% in 2016. The increase was due to the significant increase in the current year's earnings compared to the previous year. CIMB Niaga always maintains its capital adequacy in order to constantly remain above the minimum CAR required by the regulator.

OTHER MATERIAL FINANCIAL INFORMATION

CIMB Niaga has consolidated its Internal Capital Adequacy Assessment Process (ICAAP) to establish the adequacy of capital in accordance with the risk profile and strategy to maintain the capital. The self-assessment result of CIMB Niaga risk profile in 2017 was Low to Moderate (2). In accordance with POJK No. 34/POJK.03/2016 and SE OJK No.26/SEOJK.03/2016, the required CAR was calculated by considering the risk profile rating of Low to Moderate (2) and Basel 3 Capital Buffer in 2017 which was at 11.65%. The CAR ratios of CIMB Niaga in 2016 and 2017 were 17.96% and 18.60%, respectively, indicating that CIMB Niaga maintained its capital reserve above the minimum CAR ratio required by regulators.

Basis for Management Policy of Capital Structure

Management has prepared the basis for establishing the policy of capital structure by considering economic outlook, business growth potential, risk appetite, stress testing results and targeted CAR ratio. Under such a capital scheme, CIMB Niaga will be able to survive the economic cycle, to benefit from growth and strategic opportunities, to maximize shareholder returns, to manage the business within the risk appetite, and to comply with prevailing regulations. CIMB Niaga's capital needs are planned, discussed and monitored

regularly at the Capital Management Committee meetings, supported by data analysis.

INVESTMENT PROPERTY

Until the end of 2017, there were no property assets of CIMB Niaga used for investment purposes.

MATERIAL COMMITMENTS FOR CAPITAL EXPENDITURE

Until the end of 2017, CIMB Niaga had no material commitments related to capital expenditure.

CAPITAL EXPENDITURE 2017

Type, Purpose, and Value of Capital Expenditure

In 2017, the total capital expenditure of CIMB Niaga amounted to Rp579 billion compared to Rp1.7 trillion in 2016, with the development of systems and infrastructure amounting to Rp1.2 trillion. The decline in system and infrastructure development investment was mainly due to the completion of the replacement of the Core Banking System on 18 January 2016 which was subsequently reclassified as intangible assets. CIMB Niaga's capital expenditure is established to meet the needs of operational activities. The details of capital expenditure are as follows:

Value of Capital Expenditure

Capital Expenditure Rp billion	2015	2016	2017	Estimates in 2018
Land and building	296	82	47	187
Office equipment, machine, furniture and construction in progress	416	384	454	475
IT system and infrastructure development	140	1,236	78	330
Motor vehicle	-	3	-	7
Total	852	1,705	579	999

In the future, CIMB Niaga will continue to focus on development of Branchless Banking and Digital Banking services to expand its service network to both domestic customers and regional customers, and will continue to create customer-oriented innovations as per the latest market demands and developments. In financing its capital expenditure program, CIMB Niaga utilizes the proceeds from its business and prioritizes the capital expenditure denominated in Rupiah. Management believes that volatile foreign exchange rates would have no significant impact on commitments for capital expenditure.

**COMPARISON OF TARGET AND REALIZATION 2017**

Comparison of target and realization in 2017 are as follows:

Component	Target 2017	Realization 2017
Loan Growth	7%-9%	2.8%
Asset Quality / NPL	3%-3.5%	3.75%
Loan to Deposit Ratio	95%-98%	96.2%
Customer Deposits Growth	10%-12%	4.8%
CASA Ratio	50%-52%	52.6%
Net Interest Margin	±5%	5.6%
Profit before Income Tax Growth	20%-30%	45.7%
Capital Adequacy Ratio	16%-18%	18.6%

In 2017, CIMB Niaga continued the growth from previous year performance. CIMB Niaga successfully seized its opportunities and closed 2017 with key performance achievements detailed below:

1. CIMB Niaga successfully recorded positive loan growth of 2.8% yoy.
2. Customer deposits grew by 4.8% yoy, reaching Rp189.3 trillion in 2017, but were still below the established target. This was due to intense competition among banks to obtain customer deposits, triggered by competitive interest rates resulting in steadily declining interest rates. The increase in deposits from customers was supported by CASA growth of 8.4% yoy.
3. NIM at 5.6%. This was primarily due to lower cost of customer deposits due to the adjustment of deposit interest rate based on BI 7 Day Reverse Repo Rate of 50 bps during 2017.
4. CASA at Rp99.5 trillion, whereby CASA ratio was 52.6% of total customer deposits in 2017, compared to 50.8% in 2016.
5. CIMB Niaga succeeded in maintaining the loan to deposit ratio (LDR) at 96.2%.

6. In line with the increase in profitability and loan position, CIMB Niaga also continued to maintain strong capital, achieving CAR by 18.6% in 2017, above the established target.

PROJECTION 2018

CIMB Niaga's projection for key financial ratios and certain accounts based on historical figures, projected macroeconomic conditions and CIMB Niaga's strategies in 2018 are as follows:

1. Loans growth by 5%-8%.
2. Customer deposits growth by 5%-8% with CASA ratio at 52%-55%.
3. Quality of assets to be maintained with the NPL ratio within the range of 3.5%-3.7%.
4. Loan to deposit ratio to be within the range of 95%-98%.
5. Net interest margin to be within the range of 5.3%-5.5%.
6. Profit before tax to increase to within the range of 12%-20%.
7. Capital Adequacy Ratio (CAR) to be within the range of 17%-18%.

**MATERIAL INFORMATION AND FACTS
SUBSEQUENT TO REPORTING DATE**

CIMB Niaga obtained approval from OJK through letter No.S-63/PB.33/2017, to buy back shares of CIMB Niaga (share buyback) amounting to a maximum 2% from total shares issued and fully paid. As of February 22, 2018, where by the buyback period ended, CIMB Niaga performed a buyback of 208,216,392 shares with an average price per share of Rp1,253 (full amount) and total acquisition cost of the buyback amounting to Rp261.9 billion.

According to the Extraordinary General Meeting of Shareholders dated August 24, 2017, all shares obtained through the buyback process will be used in the Management Employee Stock Ownership Program

OTHER MATERIAL FINANCIAL INFORMATION

(MESOP). The MESOP has been reported to PT Bursa Efek Indonesia through Letter No.020/FO/KP/2018, disclosing that the MESOP will be effective in 2018, starting after 30 days after the last share buyback period.

SIGNIFICANT CHANGES IN THE BANK AND THE GROUP IN 2017

There were no significant changes noted in CIMB Niaga and the group as of 31 December 2017, which may have an impact on the financial position of CIMB Niaga.

INFORMATION ON DIVIDEND DISTRIBUTION

CIMB Niaga's dividend policy is disclosed in Dividend Policy section in Good Corporate Governance Section of this Annual Report.

Based on the 2017 Annual General Meeting of Shareholders (AGMS) on 25 April 2017, the shareholders agreed to record all net income for 2016 of Rp2.1 trillion as retained earnings. Based on the Annual General Meeting of Shareholders dated 15 April 2016, the shareholders agreed to record all net income for 2015 at Rp428 billion as retained earnings. As such, for the last two consecutive years, no dividends have been paid as all Bank's net profit were used to fund Bank's operational activities.

EMPLOYEE AND/OR MANAGEMENT SHARE OWNERSHIP

Equity Ownership Plan (EOP)

The EOP was introduced in March 2011 by the CIMB Group whereby the CIMB Group will grant ordinary shares of the CIMB Group to selected employees of Bank CIMB Niaga (Senior Vice President (SVP) and Executive Vice President (EVP) and Board of Directors) with a re-charge to Bank CIMB Niaga. Under the EOP, earmarked portions of variable remuneration of selected employees will be utilized to purchase ordinary shares of the CIMB Group from the market. The purchased shares will be released progressively to eligible employees at various dates after the purchase date, subject to continued employment.

A related company will act on behalf of the CIMB Group to administer the EOP and to hold the shares in trust up to the pre-determined transfer date. The eligibility of participation in the EOP is at the discretion of the Group Compensation Review Committee of the CIMB Group. In the case of termination of employment other than retirement, disability or death, the employee will not receive any unreleased shares.

Below are the details of EOP granted by the CIMB Group:

EOP Granted Date	Amount Paid by Bank to the Entity Established by CIMB Group	Total Shares	Average Price per Share (full amount) RM	Effective Date	Tranche	
					Percentage	Vesting Period
25 March 2013	43,374	1,220,675	7.74	1 April 2013	33.33%	1 April 2014
					33.33%	1 April 2015
					33.33%	1 January 2015
25 March 2014	32,084	1,250,297	7.15	31 March 2014	25.09%	31 December 2014
					24.97%	31 March 2015
					18.85%	31 December 2015
					24.97%	31 March 2016
					6.12%	31 December 2016
25 March 2015	13,997	651,688	5.97	1 April 2015	84.87%	31 March 2016
					7.56%	31 March 2017
					7.57%	31 December 2017
4 March 2015	4,043	216,400	5.28	1 June 2015	40.00%	1 Juni 2016



EOP Granted Date	Amount Paid by Bank to the Entity Established by CIMB Group	Total Shares	Average Price per Share (full amount) RM	Effective Date	Tranche	
					Percentage	Vesting Period
1 January 2016	900	62,900	4.33	1 January 2016	30.00%	1 June 2017
					30.00%	1 June 2018
					40.00%	6 January 2017
					30.00%	6 January 2018
					30.00%	6 January 2019
25 March 2016	22,575	1,587,881	4.17	1 April 2016	33.33%	31 March 2017
					33.33%	31 March 2018
					33.33%	31 December 2018
1 July 2016	1,000	70,300	4.26	1 July 2016	40.00%	1 June 2017
					30.00%	1 June 2018
					30.00%	1 June 2019
25 March 2017	29,813	1,824,198	5.28	1 April 2017	33.33%	31 March 2018
					33.33%	31 March 2019
					33.33%	31 December 2019

The movement of entitlements shares granted is as follows (in Rp million):

	2015	2016	2017
Beginning Balance	1,405,020	1,260,156	1,940,076
Granted	868,088	1,721,081	1,824,198
Exercised ^(*)	(1,012,952)	(1,041,161)	(791,039)
Ending Balance	1,260,156	1,940,076	2,973,235

^(*) Vested

REALIZATION OF PROCEEDS FROM PUBLIC OFFERING

In 2017, CIMB Niaga issued its Public Offering of Shelf Registration Bond II with details as follows:

Instrument	Series	Total Principal of Bonds	Period
Shelf Registration Bond II, Bank CIMB Niaga, Phase II Year 2017	Series A	Rp802 billion	1 year
	Series B	Rp376 billion	3 years
	Series C	Rp822 billion	5 years
Shelf Registration Bond II, Bank CIMB Niaga, Phase III Year 2017	Series A	Rp500 billion	1 years
	Series B	Rp657 billion	3 years
	Series C	Rp843 billion	5 years

Total Public Offering of Shelf Registration Bond II Bank CIMB Niaga, Phase II, Year 2017 and Shelf Registration Bond II Bank CIMB Niaga, Phase III, Year 2017, net issuance costs amounting to Rp1,994,238,165,872 and Rp1,994,571,571,109 respectively. Payment of bond coupons will be made on a quarterly basis.

The proceeds from the offering will be fully utilized for the financing of credit expansion in order to support CIMB Niaga's business growth.



OTHER MATERIAL FINANCIAL INFORMATION

The realization of the proceeds was reported to the OJK through Letter No. 003/DIR/I/2018 dated 10 January 2018.

Type of Public Offering	Effective Date	Period	Realization of Proceeds from Public Offering			Realization of Proceeds Based on Prospectus	Realization of Proceeds in 2017	Remaining Amount of Proceeds from Public Offering
			Total Proceeds	Issuance Expenses	Net	Loan Expansion (100%)	Loan Expansion (100%)	
Shelf Registration Bond II CIMB Niaga Phase II Year 2017	23 Aug 17	Dec 17	Rp2,000 billion	Rp5.8 billion	Rp1,994 billion	Rp1,994 billion	Rp1,994 billion	Rp0
Shelf Registration Bond Bond II CIMB Niaga Phase III Year 2017	2 Nov 17	Dec 17	Rp2,000 billion	Rp5.4 billion	Rp1,995 billion	Rp1,995 billion	Rp1,995 billion	Rp0

MATERIAL INFORMATION ON INVESTMENT, EXPANSION, DIVESTMENT, ACQUISITION, AND DEBT/CAPITAL RESTRUCTURING

In 2017, CIMB Niaga made no material transactions related to investment, expansion, divestment, acquisition, and debt / capital restructuring.

INFORMATION CONTAINING MATERIAL TRANSACTIONS WITH CONFLICT OF INTERESTS AND/OR TRANSACTIONS WITH AFFILIATED PARTIES

During 2017, there were no material transactions conducted by CIMB Niaga which could be classified as transactions with a conflict of interest. However, in 2017, CIMB Niaga entered into transactions with related parties since the entities were under common control and / or management in their business activities. The terms and conditions were fairly and mutually agreed upon in all transactions with related parties, and were conducted on an arm's length basis in accordance with prevailing regulations. The details of transactions with related parties are available in Note no. 49 of the Audited Financial Statements section of this Annual Report.

SPOT AND DERIVATIVE TRANSACTIONS AND HEDGING FACILITIES

During 2017, CIMB Niaga's spot and derivative transactions and hedging facilities are as follows:

Spot and Derivative Transactions

Derivative Receivables and Payables Rp billion	2015	2016	2017	Growth (%)	
				2015-2016	2016-2017
Derivative receivables (fair value)	595.6	484.6	280.3	(18.6)	(42.2)
Non-hedging related	595.4	474.7	280.3	(20.3)	(40.9)
Hedging instrument in fair value hedges related	0.2	9.9	-	5.995.1	(100.0)
Derivative payables (fair value)	888.7	362.9	110.8	(59.2)	(69.5)
Non-hedging related	885.0	362.9	110.8	(59.0)	(69.5)
Hedging instrument in fair value hedges related	3.7	-	-	(100.0)	na

CIMB Niaga's hedging facility is made on interest rate swap transactions.

CIMB Niaga's derivative receivables are at 80.8%, mostly derived from interest rate swap transactions. In 2017, the decrease of 50.5%, to Rp226.5 billion, in derivative receivables was primarily due to lower interest rate swap transactions.



Derivative Receivables Rp million	2015	2016	2017	Growth (%)	
				2015-2016	2016-2017
Interest rate swaps	570,015	457,504	226,493	(19.7)	(50.5)
Foreign currency options	27	6	13,956	(77.8)	nm
Foreign currency swaps	10,311	18,264	35,856	77.1	96.3
Foreign currency forwards	14,778	8,658	2,064	(41.4)	(76.2)
Interest rate future	-	-	1,714	nm	nm
Foreign currency spots	423	170	210	(59.8)	23.5
Total	595,554	484,602	280,293	(18.6)	(42.2)

CIMB Niaga's derivative liabilities are at 62.1%, mostly representing interest rate swap transactions. In 2017, the decrease in derivative liabilities was primarily due to a 78.7% reduction in interest rate swap transactions, to Rp68.8 billion.

Derivative Payables Rp million	2015	2016	2017	Growth (%)	
				2015-2016	2016-2017
Interest rate swaps	858,113	322,575	68,808	(62.4)	(78.7)
Foreign currency options	265	674	19,595	154.3	29x
Foreign currency swaps	27,834	29,566	14,563	6.2	(50.7)
Foreign currency forwards	2,246	7,881	5,717	250.9	(27.5)
Interest rate future	-	1,958	2,088	nm	6.6
Foreign currency spots	246	263	52	6.9	(80.2)
Total	888,704	362,917	110,823	(59.2)	(69.5)

SIGNIFICANT AGREEMENTS

CIMB Niaga also works in cooperation with other parties (including business partners) in conducting its business activities. The following are significant ongoing agreements / engagements with third parties recorded in 2017:

1. Transfer Agreement on ATM Network Services Subscription Agreement dated 7 January 2002 with PT Artajasa Pembayaran Elektronis (Artajasa);
2. Agreement with PT Bursa Berjangka Jakarta (BBJ) dated 14 December 2000 in relation to the pooling of funds from brokers and members of BBJ or other valid funds as approved by the Commodity Futures Trading Regulatory Agency (Bappebti);
3. Agreement for the Development and Administration of Internet Banking Services dated 1 November 2006 with PT Pacific Communications Network (Pacomnet) with the objective of providing applications for internet banking transactions. On 2 July 2002 the Bank also entered into an agreement with the same party (Pacomnet) to implement SMS Mobile Banking with the development of banking services through GSM mobile;
4. Agreement pertaining to credit card and ATM through VISA International Service Association Program Security Agreement Letter of Credit dated 9 October 2001 with Visa International Service Association (VISA);
5. Master Card Membership License Agreement with Mastercard International Incorporated dated 9 July 1996;
6. Master Service Agreement with PT Silverlake Informatikama dated 15 November 1996 with the last amendment dated 18 November 2009 for the purpose of software licensing for various applications;



OTHER MATERIAL FINANCIAL INFORMATION

7. Agreement with Silverlake Axis MSC Sdn Bhd for the transition of Core Banking System (1P) dated 19 September 2014;
8. On 7 April 2008, CIMB Niaga entered into an office space lease agreement with PT Niaga Manajemen Citra for the building located at Griya Niaga Building 2, Jl. Wahid Hasyim Block B.4 No.3, Bintaro Jaya Sector VII Tangerang for 29 (twenty nine) years. On 30 October 1997, CIMB Niaga entered into an office space lease agreement with PT Niaga Manajemen Citra for the building located at Griya Niaga Building 1, Jl. Wahid Hasyim Block B.4 No. 3, Bintaro Jaya Sector VII Tangerang for 15 (fifteen) years until 29 October 2012 and has been extended until 31 December 2017. On 15 January 2018, CIMB Niaga has signed an extension of the lease agreement with PT Niaga Manajemen Citra with lease term until 31 December 2022;
9. CIMB Niaga entered into a cooperation agreement with PT Infomedia Nusantara for the operation of call center services or information service centers for CIMB Niaga customers concerning CIMB Niaga service information. This cooperation agreement is valid until 30 June 2013 and has been renewed until 30 November 2016. On 28 November 2017, CIMB Niaga entered into a cooperation agreement with PT Infomedia Nusantara to provide contact center services for customers related to CIMB Niaga banking transactions and products. This cooperation agreement is valid until 30 November 2017 for the Gajah Mada location and 30 July 2017 for the Kedoya location (despite the fact that the agreement is signed before or after the signing date). Up to present the cooperation agreement is still in the renewal stage;
10. On 30 December 2014, CIMB Niaga entered into a lease agreement with PT Star Pacific Tbk for the building located at CIMB Niaga Tower, Jl. Boulevard Diponegoro No. 101, Kelapa Dua Sub-district, Curug District, Tangerang with a rental period up to 28 February 2020. The total rental fees vary from Rp80,000/m² to Rp220,000/m² (full amount) payable every 3 (three) months and paid in advance. Bank CIMB Niaga and PT Star Pacific Tbk also agree that the rental fees will remain unchanged during the lease term;
11. In March 2016, CIMB Niaga entered into a bancassurance agreement with PT Sunlife Financial Indonesia to market Sunlife insurance products through CIMB Niaga's distribution network. This cooperation agreement is valid until 12 April 2033.
12. In December 2016, CIMB Niaga entered into a bancassurance agreement with PT CIMB Niaga Auto Finance, PT Sampo Insurance Indonesia and Sampo Japan Nipponkoa Insurance Inc. to market Sampo's insurance products through CIMB Niaga's distribution network. This cooperation agreement is valid until 31 December 2035.



OTHER IMPORTANT TRANSACTIONS IN SIGNIFICANT AMOUNTS

During 2017, CIMB Niaga made no transactions in significant amounts.

FINANCIAL INFORMATION THAT HAS BEEN REPORTED AND CONTAINS EXTRAORDINARY AND RARE EVENTS

During 2017, there was no financial information containing extraordinary and rare events.

ADOPTION OF FOREIGN ACCOUNT TAX COMPLIANCE ACT (FATCA) & COMMON REPORTING STANDARD (CRS)

FATCA is a regulation issued by the US Department of Treasury and Internal Revenue Service ("IRS") to prevent tax evasion by US citizens or companies through funds or businesses that are kept outside of the territory of the United States.

The Common Reporting Standard (CRS) is an automatic financial information exchange standard for tax purposes including commentaries compiled by the Organization for Economic Cooperation and Development (OECD) together with the Group of Twenty or G20 nations.

The Government of Indonesia also signed the International Automatic Exchange of Information (AEOI) Agreement with the issuance of PERPU No.1 year 2017 on Financial Information Access for Tax Purpose. CIMB Niaga is committed to taking part in its compliance with FATCA & CRS provisions. Currently CIMB Niaga has registered for FATCA membership in the IRS as a financial institution that will adopt the FATCA provisions and has registered to the Directorate General of Taxes for CRS reporting. Compliance with FATCA & CRS is required under the Customer Due Diligence process at CIMB Niaga to identify potential customers / clients that meet the FATCA / CRS reporting criteria as well as other requirements.

OJK Circular No. S-7/PB.1/2014

The Bank, as a financial institution is required to report tax information from foreigners.



A 30% Withholding Tax penalty is charged on funds transferred to outside the US by non-compliant financial institutions.



Procedures for Participating Companies

1.



Registered as a participating foreign financial institution

2.



Prepare additional procedures to identify customers or potential customers

3.



Prepare additional procedures for customers to fill out declaration forms

4.



Report to the OJK on a regular basis



OTHER MATERIAL FINANCIAL INFORMATION

REGULATORY CHANGES WITH SIGNIFICANT IMPACTS ON THE BANK AND THE IMPACT ON FINANCIAL STATEMENTS

No.	Regulatory Stipulations (including Bank Indonesia regulations, OJK and Ministry of Finance)	Significant Changes from Previous Regulation or Subject of New Regulation	Reason for Changes	Impact on CIMB Niaga
1.	Bank Indonesia Regulation No. 19/6/PBI 2017 and Members of the Board of Governors Bank Indonesia Regulation No. 19/4/PADG/2017 concerning Statutory Reserves of Commercial Banks in Rupiah and Foreign Currency for Conventional Commercial Banks	<p>Primary Statutory Reserves Fulfillment on a daily basis and on average are :</p> <ul style="list-style-type: none"> Statutory reserves that must be met daily by 5%; and Statutory Reserves that must be met on an average of 1.5% over a certain period 	In order to improve the effectiveness of monetary policy transmission as well as a further step of the Monetary Policy Operational Framework Reformulation.	The Company has and shall comply with pertaining regulations, including adjusting the policies and procedures
2.	Financial Services Authority Regulation No. 12/POJK.01/2017 and Financial Services Authority Circular Letter No. 32/SEOJK.03/2017 on the Implementation of Anti Money Laundering and Counter-Terrorism Financing Program in Financial Services Sector	<ul style="list-style-type: none"> Active supervision of the Board of Commissioners regarding AML and CTF. Stipulations concerning Closure of business relations or rejection of transactions. More detailed stipulations regarding Beneficial Owner 	The existence of globalization in the financial services sector, which is accompanied by the increasingly complex financial services products either in terms of products, services and the use of information technology, has the potential to increase the risk of utilizing the financial services industry as a means of Money Laundering and/or Financing of Terrorism, with its increasingly diverse and advanced modes of operation.	The Company has and shall comply with pertaining regulations, including adjusting the policies and procedures
3.	Financial Services Authority Regulation No. 18/POJK.03/2017 and Financial Services Authority Circular Letter No. 50/SEOJK.03/2017 regarding Reporting and Requesting Debtor Information through Financial Information Service System (SLIK)	<ul style="list-style-type: none"> Additional Data and/or Information in the SLIK report Changes in the reporting system of Debtor Information System (SID) owned by BI into the SLIK system owned by OJK. Fully operated starting from 1 January 2018 replaces SID's role. 	In accordance with the provisions of legislation, the Financial Services Authority has the authority to govern and develop an expanded inter-bank information system by enclosing other institutions in the financial services field.	The Company has and shall comply with pertaining regulations, including adjusting the policies and procedures



No.	Regulatory Stipulations (including Bank Indonesia regulations, OJK and Ministry of Finance)	Significant Changes from Previous Regulation or Subject of New Regulation	Reason for Changes	Impact on CIMB Niaga
4.	Government Regulation in Lieu of Law No. 1 year 2017 and Minister of Finance Regulation No. 73/PMK.03/2017 concerning Access to Financial Information for Tax Purposes	<ol style="list-style-type: none"> 1. Bank must submit report of financial information including balance/value of financial account, requirements applies as follows: <ol style="list-style-type: none"> a) For Individual Financial Accounts, balance or value more than 1 (one) or more financial accounts with minimum amounts of Rp 1,000,000,000.00 (one billion rupiah) or with equivalent foreign currency; or b) For Entity Financial Accounts, has no limit balance or value. 2. Exclusions of Financial Accounts that must be reported is one or more old Financial accounts owned by entity, with aggregate balance or value no more than USD250,000.00 (two hundred and fifty thousand US Dollar) on 30 June 2017, 31 December 2018, and 31 December of each subsequent calendar year. 	Indonesia has committed to international agreements in the field of taxation, which are obliged to fulfill the commitment of participation in the implementation of Automatic Exchange of Financial Account Information	The Company has and shall comply with pertaining regulations, including adjusting the policies and procedures
5.	The Company has and will comply with these regulations, including adjusting the policies and procedures	<ul style="list-style-type: none"> • Ensure that every domestic payment transaction are required to be processed through an NPG, • Ensure that the ATM/debit card issued by the Bank has included a national logo, and • Ensure that all ATM cardholders and/or Debit cardholders must have at least 1 (one) ATM card and/or debit card with a national logo. 	To build endurance, conduct integrated and sustainable development, as well as improve the competitiveness of national payment systems, required a necessary arrangement of infrastructure, institutional, instrument, and system mechanism of national payments that capable to process order for all retail domestic payment transactions in an interconnection and interoperability manner	The Company has and shall comply with pertaining regulations, including adjusting the policies and procedures



OTHER MATERIAL FINANCIAL INFORMATION

No.	Regulatory Stipulations (including Bank Indonesia regulations, OJK and Ministry of Finance)	Significant Changes from Previous Regulation or Subject of New Regulation	Reason for Changes	Impact on CIMB Niaga
6.	Financial Services Authority Regulation No. 50/POJK.03/2017 regarding Obligation of Fulfillment of Net Stable Funding Ratio (NSFR) for Commercial Banks	<ul style="list-style-type: none"> Banks are required to maintain NSFR ratios; Banks are required to monitor NSFR, as well as submit and publish the NSFR report. 	The Bank's tendency relies on unstable financing, derived from short-term corporate funding sources.	The Company has and shall comply with pertaining regulations, including adjusting the policies and procedures
7.	Bank Indonesia Regulation No. 19/11/PBI 2017 and Members of Board of Governors Regulation No. 19/12/PADG/2017 on the Settlement of Bilateral Trade Transactions between Indonesia and Malaysia Using Rupiah and Ringgit through Bank	Bank Indonesia together with Bank Negara Malaysia nominate Indonesia Appointed Cross Currency Dealer (ACCD) Bank to perform certain financial activities and transactions, for the benefit of the implementation of Local Currency Settlement (LCS).	The existence of an agreement between Bank Indonesia and Bank Negara Malaysia is to encourage the use of local currency for the transaction settlement of bilateral trade transactions between Indonesia and Malaysia.	The Company has been appointed as one of the Indonesia ACCD Banks that conducting MYR vs.IDR transactions
8.	OJK Circular Letter No. 48/SEOJK.03/2017 concerning Liability Guidelines for Calculation of Net Claims for Derivative Transactions in the Calculation of ATMR for Credit Risk by Using the Standard Approach (SA-CCR)	<ul style="list-style-type: none"> Differences in Net Claim Calculation for Derivative Transactions Starting position in January 2018, Net Claims used in the calculation of Exposure at Default (EAD) variable on CVA Risk Weighted Assets calculation using net invoice as referred to this SEOJK 	There is an obligation to apply guidelines for calculating the net claims for derivative transactions using a standardized approach, which shall be established by the Bank as a G20 member.	The Company has and shall comply with pertaining regulations, including adjusting the policies and procedures
9.	Bank Indonesia Regulation No. 19/13/PBI/2017 concerning Integrated Licensing Services in relation to Commercial Bank Operations with Bank Indonesia	<ul style="list-style-type: none"> Facilitate licensing services to banks through 1 (one) work unit in BI (Ministry of Financial System Surveillance – DSSK) Accelerate the processing of licenses requested by the bank to BI; Support the harmonization of approval/rejection process by BI and OJK against Bank requests. 	BI considers it is necessary to provide an integrated licensing service to improve aspects of service, governance, effectiveness, and efficiency in providing services to commercial banks.	The Company has and shall comply with pertaining regulation if the Bank will take strategic and fundamental steps



No.	Regulatory Stipulations (including Bank Indonesia regulations, OJK and Ministry of Finance)	Significant Changes from Previous Regulation or Subject of New Regulation	Reason for Changes	Impact on CIMB Niaga
10.	Regulation of the Financial Services Authority No. 14/POJK.03/2017 concerning the Recovery Plan for Systemic Banks	<ul style="list-style-type: none"> • The Systemic Bank has the following obligations: <ol style="list-style-type: none"> a. Prepare and submit a Recovery Plan to OJK (for first submission shall be done no later than December 29, 2017); b. Hold debt or investment instrument that has capital characteristics. With the following conditions : <ol style="list-style-type: none"> 1) For a Bank that has been stipulated as a Systemic Bank prior to the validity of this OJK Regulation, the fulfillment shall be done no later than December 31, 2018; 2) For the establishment of a Systemic Bank accepted upon or after the OJK Regulation is prevails, the fulfillment shall be no later than 18 (eighteen) months since the Recovery Plan is received in full by OJK. c. Conduct implementation, evaluation and stress testing, and updating Recovery Plan. <p>The Bank required to have guidelines on the Recovery Plan.</p> 	<p>One of the efforts to prevent and handle the financial system crisis, as referred to in the Law of PPKSK is to prevent and handle the Systemically Important Bank problem, which is an important part of the financial system.</p> <p>Therefore, the Systemic Bank should be able to determine the plan to be undertaken if the Systemic Bank experiences financial stress condition that may jeopardize business continuity</p>	The Company as a Systemic Bank, has submitted the first submission of Recovery Plan to OJK on 19 December 2017 for the first time. And for the following periods by concurring the mechanisms and conditions as stipulated in pertaining OJK Regulation

CHANGES IN ACCOUNTING STANDARDS

The changes in accounting standards adopted by CIMB Niaga in 2017 and the explanation of their impact on CIMB Niaga are as follows:

No	Accounting Standards	Adopted IFRS / IAS	Summary of Changes	Impact on the Bank and its Subsidiary
1	SFAS 1 (revised 2015) "Presentation of Financial Statements"	IAS 1 "Presentation of Financial Statements"	Materiality requirement, flexibility of systematic order of notes to financial statements, and identification of significant accounting policies.	Impacts only in terms of financial statements presentation and disclosures. SFAS is effective 1 January 2017. Early implementation is permitted.
2	IFAS 31 (revised 2015) "Interpretation of Scope of SFAS 13 : Property Investment"	-	<p>Interpretation of building characteristics which is part of definition of property investment in SF AS 13 "Property Investment".</p> <p>Building in terms of property investment definition refers to physical structure related to building which has wall, floor, and roof.</p>	No significant impacts on the Bank and Subsidiary.



OTHER MATERIAL FINANCIAL INFORMATION

No	Accounting Standards	Adopted IFRS / IAS	Summary of Changes	Impact on the Bank and its Subsidiary
3	IFAS 32: "Definition and Hierarchy of Financial Accounting Standards"	-	<ul style="list-style-type: none"> Provide an interpretation of the definition and hierarchy of Financial Accounting Standards (SAK) in SFAS 1: Presentation of Financial Statements paragraph 07 and SFAS 25: Accounting Policies, Changes in Accounting Estimates, and Errors in paragraph 05. ISAK 32 provides arrangements for entities when capital market regulations conflict with specific PSAKs or ISAKs. 	<p>Only impacts on the presentation and disclosure of financial statements.</p> <p>This PSAK is effective January 1, 2017, or early adoption is permitted in cases where, prior to January 1, 2017, the entity opted to adopt certain accounting treatments issued by the regulator that is inconsistent with the existing SFAS/IFAS.</p>
4	SFAS 3 (revised 2016) : "Interim Financial Report"	"Annual Improvements to IFRSs 2012-2014 Cycle" effective 1 January 2016	<ul style="list-style-type: none"> Clarify that interim disclosure must be included on interim financial report or by cross references from interim financial report such as management letter or risk profile report which is available for interim financial report users at the same time. If the financial statements user can not access the information available at cross-reference at the same time and requirements then the entity interim financial statement is considered incomplete. 	<p>Impacts only in terms of financial statements presentation and disclosures.</p> <p>This SFAS is effective on or after 1 January 2017. Early implementation is permitted.</p>
5	PSAK 24 (revisi 2016) : "Imbalan Kerja"	IAS 19 : "Defined Benefit Plans : Employee Contributions"	Mengklarifikasi bahwa pasar obligasi korporasi berkualitas tinggi dinilai berdasarkan denominasi mata uang obligasi tersebut dan bukan berdasarkan negara dimana obligasi tersebut berada.	<p>Tidak memiliki dampak yang material untuk Bank dan Anak Perusahaan.</p> <p>PSAK ini berlaku efektif pada periode tahun buku yang dimulai pada atau setelah 1 Januari 2017. Penerapan dini diperkenankan.</p>
6	SFAS 24 (revised 2016) : "Employee Benefits"	"Annual Improvements to IFRSs 2012-2014 Cycle" effective 1 January 2016	<ul style="list-style-type: none"> Clarify that the changes between disposal methods considered as initial continuous plan and not recognized as new disposal plan. This adjustment also clarifies the changes of disposal method not impacting on the changes of classification date as asset or disposal group. 	<p>No significant impact on the Bank and Subsidiary.</p> <p>This SFAS is effective on or after 1 January 2016. Early implementation is permitted.</p>
7	SFAS 60 (revised 2016) : "Financial Instruments : Disclosure"	IFRS 7 : "Financial Instruments : Disclosure"	Entity must assess the characteristics of contract benefits to determine whether the entity has continuous involvement in financial assets	<p>Impacts only in terms of financial statements presentation and disclosures.</p> <p>This SFAS is effective on or after 1 January 2017. Early implementation is permitted.</p>



No	Accounting Standards	Adopted IFRS / IAS	Summary of Changes	Impact on the Bank and its Subsidiary
8	SFAS 101 (revised 2016): "Presentation of sharia Financial Statement"	-	<ul style="list-style-type: none"> Presenting sharia insurance financial statement illustration which reflects the revision of SFAS 108. The allowance for future policy benefits is presented in financial statements as liability. Combining "Statement of Changes in Tabarru Funds" with "Statement of Tabarru Fund Underwriting Surplus Deficit", as a result both are presented on "Statements of Tabarru Funds Surplus Deficit" 	<p>Impacts only in terms of financial statements presentation and disclosures.</p> <p>This SFAS is effective 1 January 2017 prospectively.</p>
9	SFAS 102 (revised 2016): "Accounting for Murabahah"	-	Changes in the definition of fair value adjusted to PSAK 68: Fair Value Measurement	<p>No significant impact on the Bank and its Subsidiary.</p> <p>This amendment is effective January 1, 2017 retrospectively.</p>
10	SFAS 103 (revised 2016) : "Accounting for Salam"	-	Revising fair value definition into: "the price to be received to dispose an asset or the price that would be paid to transfer a liability in the final transaction between market participants at the measurement date"	No significant impact on the Bank and Subsidiary.
11	SFAS 104 (revised 2016) : "Accounting for Istishna"	-	Revising fair value definition into: "the price to be received to dispose an asset or the price that would be paid to transfer a liability in the final transaction between market participants at the measurement date"	No significant impact on the Bank and Subsidiary.
12	SFAS 107 (revised 2016) : "Accounting for Ijarah"	-	Revising fair value definition into: "the price to be received to dispose of an asset or the price that would be paid to transfer a liability in the final transaction between market participants at the measurement date"	No significant impact on the Bank and Subsidiary.
13	SFAS 108 (revised 2016): "Accounting for sharia Insurance Transactions"	-	<ul style="list-style-type: none"> The sharia insurance contract to be classified as short term and long term. The classifications have an impact on the participation contribution income recognition and allowances. For short term sharia insurance contract, the participant contribution is recognized as tabarru fund income during insurance contract period. For long term sharia insurance contract, the participant contribution is recognized as tabarru fund income at payment maturity date. 	No significant impact on the Bank and Subsidiary.

Such changes in PSAK and ISAK have no significant impact on the amounts reported in the consolidated financial statements for current year 2017 or prior year 2016.

OTHER MATERIAL FINANCIAL INFORMATION

TAXPAYER COMPLIANCE

CIMB Niaga always complies with the laws and regulations of the Government of the Republic of Indonesia as its commitment to participate in the development of the nation through State Tax Revenue.

In 2017, the taxes paid to the State were as follows:

Description	Total (in Rp million)
Corporate Income Tax	1,177,282
Employee Income Tax	407,336

BUSINESS CONTINUITY INFORMATION

Aspects That Have a Significant Effect on Business Continuity

As at the end of 2017, the Bank did not possess any condition that had the potential to have a significant negative effect on business continuity. Economic growth in 2018 is expected to be better, supported by the success of the government tax amnesty program, the sustainability of infrastructure projects and stable commodity prices. Optimism is beginning to show that Indonesia is moving in the right direction. Therefore, CIMB Niaga is optimistic with credit growth that will be improved from the previous year. However, CIMB Niaga will continue to monitor the growth of its loan portfolio by simulating various economic conditions that may impact credit quality. CIMB Niaga applies prudential principles by upgrading its credit approval policy standards to obtain quality credit growth and actively monitor such credit considered problematic.

Changes in government regulations also affect the potentials of activities and businesses at CIMB Niaga. Government regulations calling on banking companies to lower lending rates to single digits and limit Net Interest Margin (NIM) earned, prompted CIMB Niaga to maintain interest rates in order to stay competitive so that Third Party Funds continue to grow at stable NIM levels. CIMB Niaga continues to implement strategies that focus on the collection of CASA so that NIM can achieve the set targets by continuing to observe changes in the benchmark interest rate.

Management Assessment To Achieve Potentials That Significantly Affects Business Continuity

Periodically, in the preparation of the strategic plan, CIMB Niaga evaluates and assesses the Bank's ability to achieve its targets and to maintain business continuity. Up to date of publication of the 2017 Annual Report, CIMB Niaga did not have any findings on material uncertainty, which may cause significant doubt on the Bank's ability to sustain its business. Various efforts have been made by the Bank in managing any potentially significant impact on business sustainability by preparing and issuing the consolidated financial statements based on the latest and continuing Financial Accounting Standards.

Based on the achievement of performance during 2017 and the Company's history, Management is confident in the business continuity of CIMB Niaga. This determination is based on the financial ratios and Bank financial health that are in good condition and able to support business continuity into the future.



Supporting Business
Review



Corporate Governance
Report



Corporate Social
Responsibility



Others
Corporate Data



Consolidated
Financial Report

In terms of infrastructure, Management believes that CIMB Niaga has a good infrastructure to support business continuity. If there is a lack of supporting infrastructure, CIMB Niaga will meet the shortfall without disrupting its financial condition. Meanwhile, from the market side, along with the economic development both global and national, Management believes that the Bank is able to face various challenges and seize the opportunities that exist. Competent Human Resources, adequate business infrastructure, and an internationally owned business network serves as a basis of Management confidence in CIMB Niaga's business growth in the future.

Assumption Used by Management in Assessment

In conducting assessments related to the Bank's business continuity, CIMB Niaga Management considers several factors including financial performance, liquidity and solvency levels, significant engagements and agreements, as well as on-going lawsuits.



Performance
Highlights



Management
Reports



Company
Profile



Management Discussion
and Analysis



Risk
Management

► Business Prospect 2018

MACRO-ECONOMIC DEVELOPMENTS 2018

In 2018, Bank Indonesia forecasts a number of global risks despite the continuing optimism of the global economic recovery. Some of these global risks are arising from the normalization of monetary policies in some developed countries and geopolitical factors on the Korean peninsula and in the Middle East. Other challenges are expected to occur in 2018, such as volatility in asset markets, commodity prices that have not fully recovered, as well as the volume of world trade that is estimated to remain relatively low. However, relatively low interest rates in developed countries are still expected to make emerging markets, including Indonesia, an attractive investment destination.

The measureable effects of monetary policy in Europe and Japan are expected to offset the strengthening of the US dollar which in turn will help stabilize the currencies of emerging market countries. In the end, gradually rising in commodity prices will help commodity-producing countries, including Indonesia.

Bank Indonesia predicts domestic economic growth in 2018 will improve due to proportionate distributed investment, continuing fiscal stimulus from the government, and rising in exports as the global economic continues to recover. The rapid incoming of net foreign capital has triggered the decrement on bonds market yield to 6.2% - 6.3% at the end of December 2017. The Indonesia's trade balance surplus condition in 2017, which has reached USD 11.8 billion, has resulted an increase on the amount of foreign exchange reserves to USD 129 billion -- the highest in Indonesia's history.

Indonesia's economic condition in 2018 is projected to experience a slight growth which in line with expectation on global economic recovery. Indonesia's economy is projected to grow by 5.2%. The average annual inflation rate is expected to be more stable at 3.5%, and the average annual Rupiah exchange rate is expected to remain stable at around 13,200 per 1 USD.

For the purpose of improving Bank's business growth in a sustainable manner, the Bank will focus on the growth of SME and consumer banking, and selective growth of Corporate and Commercial segments, with the assets growth specifically annual credit growth, ranging from 7-9% yoy. Loans will be distributed wisely in order to maintain asset quality and improve the NPL ratio.

Any efforts to increase third party funds will be made by expand the Bank's network and improve the capabilities of Branchless Banking services in order to boost up the number of customers and announce any new products. Such initiatives are expected to increase the growth of third party funds by 7-9% yoy with CASA ratio will be around 52% -55%. As for capital adequacy, Bank will maintain its CAR in range of 17-18%.

DESCRIPTION OF CORPORATE STRATEGIC MEASURES 2018

In 2018, in order to improve Bank's sustainable business growth, Bank will implement a medium-term growth strategy with five main pillars which consistent with the previous devised medium-term strategy.



1. Playing to our Strengths

In developing its future business, the Bank will focus on well-known target markets such as growth in SME and Consumer banking, including sharia banking, and will continuously innovate to become a leader in digital banking. Alignment among business units will continue to support growth, specifically growth in accordance with the target market of the Bank.

The Bank will continue to prioritize and develop the concept of branchless banking to improve overall customer experience. Continuously optimize ATM, CDM, EDC, and SST to improve customer service experience. As of the end of 2017, the percentage of consumer transactions through branchless banking services such as CIMB Clicks, Go Mobile, ATM, CDM and Mobile Accounts has reached over 92% of total financial transactions.



Performance
Highlights



Management
Reports



Company
Profile



Management Discussion
and Analysis



Risk
Management

BUSINESS PROSPECT 2018

The digital network of CIMB Niaga will continue to grow, it can be seen from the increased number of ATMs from 3,865 ATMs in 2016 to 4,500 ATMs in 2017, the increased number of CDM & CRM from 769 in 2016 to 774 in 2017, and tens of thousands of EDC distributed throughout Indonesia. These numbers will continue to increase in the following year.

The number of branchless banking users also grew rapidly, with CIMB Clicks users grew by 21% yoy in 2017, while Go Mobile users grew by 32% yoy in 2017, Mobile Accounts also significantly grew by 42% yoy in 2017. The Bank diversified its revenues cycle with increase its non-interest income by improving Transaction Banking (Trade Finance and Cash Management) services, seek out opportunities for financing through Value Chains, and Cross Selling the products or services that tailored for customer needs.

One of the aspects of the Bank's main focuses was to improve the customer experience for every single customer, by continuing the innovation for both its products and services in order to satisfy the needs of its customers.

2. Expanding CASA Franchise

In terms of Third Party Funds, the Bank will focus on the collection of Current Account and Savings Account (CASA). The Bank has taken various initiatives and conducted programs through direct promotion, product bundling and partnership to increase the number of CASA. The features and capabilities of branchless banking, as one of the channels to support CASA growth, will continue to be developed, one of which is by using branchless banking to conduct digital cross selling to create expected added value, to facilitate customers and to provide a better customer experience for its users.

The Bank's focus on CASA is reflected in the Bank's achievements in 2017, whereby Current Account grew by 10.5% yoy and Savings grew by 6.4% yoy. Such growth contributed to the increase in CASA Ratio from 50.8% in 2016 to 52.6% in 2017. In the future, the Bank will continue to focus on CASA as the key component of its funding so as to allow CASA Ratio to continue to increase.

3. Improvements in Efficiency and Discipline in Cost Management

The cost efficiency program still continues in a sustainable and comprehensive manner across all lines within the Bank. The program is to create a well-developed cost culture in the Bank that will serve as the key factor in order to achieve various aspects of efficiency. On the other hand, Bank continuously invest on aspects that are turning the wheels of the business to develop and continuously seek out opportunities for automation process, however the Bank will be disciplined in managing operational costs that considered as inefficient.



A number of initiatives taken by the Bank in order to conduct the cost efficiency program include: cost reviews related to rental expenses and optimization of working space by maximizing its own building for office space in order to reduce rental fees, closure on less productive branch offices which in line with the aspiration on developing the digital banking network, merging branch offices where the proximity is close, reducing paper consumption by using electronic media, optimizing carpooling, reducing the use of operational cars by using online transportation applications, evaluating business trips, and merging product promotions and events and etc.

To adopt discipline in cost management, the Bank has implemented an internal automation system throughout the CIMB Niaga network across Indonesia. This will enhance management control capabilities over detailed expenses and deliver more efficiency and effectiveness into the future. Such matters are important as the Bank intends to maintain the Cost to Income Ratio below 50%.

By consistently implementing the efficiency and cost management program, the Bank expects that the growth of costs will be manageable so as to maintain the satisfactory achievements of 2017 as evidenced by the decrease of Cost to Income Ratio (CIR) from 48.5% in 2016 to 47.7% in 2017.

4. Balance in Risk, Compliance Culture and Capital Adequacy

The Bank will gradually make a shift in its loan portfolio, where previously focused on investment loans to balance the composition with working capital loans. The direction of the Bank is expected to result in a portfolio with better asset quality, greater fee income, and increased CASA through operational transaction accounts. In addition to maintain its capital adequacy, the Bank implemented RAROC to manage its loan portfolio. The Bank is also strengthening its risk platform by established Risk Control Units (RCU) in most business units as a means to enhance the existing Risk Culture.

5. Strengthening the Utilization of Technology and Information

After successfully implementing cutting edge technologies for the new core banking system (1P), the Bank is seeking out opportunities to maximize the use of information technology. The use of information technology not only plays an important role in supporting the Bank's business to become a leader in digital banking, but also creates automated systems for those processes that are still manually performed so as to allow employees to better focus on those business aspects that enhance the customer experience.



Performance
Highlights



Management
Reports



Company
Profile



Management Discussion
and Analysis



Risk
Management

Marketing

MARKETING STRATEGY AND BANK POSITION IN THE BANKING INDUSTRY.

To deal with increasingly tight business competition and respond all challenges of changing markets, the Company is required to continuously make innovations to improve services to its customers in accordance with the target markets. One main area is improving customer identification and customer deepening. Through these processes, the Company is better able to understand customer needs and preferences, as well as the current state of business competition, and the business organization's sensitivity to the current market challenges. Above efforts are done to encourage an effective and efficient marketing strategy so as the Company to develop their business.

The Company remains consistent on implementation of established mid-term strategy, by focusing on the areas of Company's experts as a basis of Company's strengths, as well as prioritizing on financing in well-known sectors which in accordance with the Company's risk appetite. In addition to the funding sector, the Company will continue to focus on increase of Low Cost Funding (CASA) as the main structure of Third Party Funds.

In 2017, the Company retained its position as the 5th largest bank in Indonesia in terms of assets. In expanding its business, the Company focused on financing on Consumer segment, SME, and Tier 1 customers to support growth in Corporate Banking as the top priority. The growth of loan portfolios for the consumer segment is shown from the growth of Housing Loans (KPR), credit cards, and personal loans. As part of marketing strategy, analyses based on geographic coverage has been conducted to a number of potential areas in Indonesia. The program to increase brand awareness of CIMB Niaga Housing Loan (KPR) is conducted through a series of exhibitions, promotions and customer or developer/property agent gatherings.

As for credit card growth, the Company continues to improve its brand image through promotions and partnerships tailored to the target market of credit card users of CIMB Niaga. Growth in the consumer segment was accomplished not only through acquiring new customers but also with cross product penetration as part of a deepening customer strategy. The growth of the loan portfolio for SMEs was focused on working capital growth by leveraging the customer base of the corporate segment, creating financing through the value chain scheme.

In terms of fundraising, Company's achievement on low cost funding (CASA) acquisition will be continued in the future through constant empowerment and continuously innovation on branchless banking services, as well as programs to accumulate savings through promotion events, partnerships with leading Companies for cross-selling opportunities and point redemption on partner debit card campaign, as well as many other innovative programs. As for the accumulation of demand deposits, the Company prioritizes on BizChannel@CIMB E-Banking facilities which intended for Corporate and SME customers to facilitate their financial transactions and strives to make the Company as the main operating account for its customers. Other initiatives on fundraising of CASA are also achieved through customer deepening and cross selling.

Focus of the Company on fundraising of low cost funding (CASA) generated higher composition of CASA against total of third party funds. This give a capability for the Company to compete in the industry by provide more competitive credit prices to its customers. With this strategy, the Company believes that it will attract good quality customers so that credit distribution able to grow along with the quality of the assets that are maintained.



Supporting Business
Review



Corporate Governance
Report



Corporate Social
Responsibility



Others
Corporate Data



Consolidated
Financial Report

MARKET PENETRATION

Market penetration is conducted by acquiring new customer base, customer deepening, financing and funding through the value chain, improving customer service to increase customer satisfaction, Launch innovative product and collaborating with merchant partners through attractive promotional and program schemes.

The Company will continue to emphasize the development and enhancement of digital banking in transactions, feature and capability as well as continue to increase the number of users. Some of advantages in developing digital banking are unlimited service speed regardless location and working hours which making it easier for its users, cost efficiency and corporate branding to reach a broader range through digital banking media.

PRODUCT DEVELOPMENT

The Company also continues to create added value through various product innovations and banking services to provide the best service for our customers, and continuously inovate products, services and bundling product that tailored to the needs of consumers in a constant changing marketplace. In addition, both conventional and sharia-based services are thoroughly developed, through physical and digital channels.

The continuous development of the features and capabilities of digital banking services for both retail and non-retail segments is expected to support the Company's aspiration to become a leader in digital banking and to support CASA enhancement strategy. Product innovation either for lending, fund-raising and digital banking development will continue to be developed to meet the needs of customers on speediness transactions and also offer a better customer experience.

INTEGRATION, SYNERGY AND ALLIANCE

The synergy between business units also continuously developed to explore any opportunities through customer deepening from different business segments among existing customer bases, such as cross selling and value chain between business units within the Company by offer products and services that can be expected to increase product holding per customer.

Cooperation and coordination among business units is an important aspect in driving product or service sales, as well as expanding customer networks. Coordination between business units such as the Transaction Banking Unit helps on connecting the chain between principals, distributors, suppliers for both financing and funding services. Meanwhile, cross product penetration is also conducted for retail products one of it is through CIMB@Work which offers products for Mortgage, Auto, Credit Card and Payroll for employees from Corporate segment. The Cross Selling Initiative was done for each customer in accordance to increase his/her product holding which is expected to increase customer engagement with the Company. Synergy with subsidiary company PT CIMB Niaga Auto Finance (CNAF) was done in relation to consumer financing, where auto financing will focus on CNAF. Cooperation with CIMB Group also continues to improve linkages between products and optimizes regional synergies as an access to new markets.

SERVICE EXCELLENCE

The Company is committed to continuously improving the level of service to its customers in order to enhance customer satisfaction. One concrete step taken by the Company is by investing and continuous innovations on digital banking technology, as well as service improvement and branchless banking include ATMs and CDMs. All the efforts were part of Company's commitment to be one of the front runners in digital banking services.



Performance
Highlights



Management
Reports



Company
Profile



Management Discussion
and Analysis



Risk
Management

MARKETING

MARKETING EXPENSES

In terms of marketing expenses, the Bank will continue its efforts in cost efficiency, one of which is by smart spending. Some of the initiatives taken are as follows:

1. Focus on digital and social media.
2. Bankwide events and sponsorships.
3. Integrated programs in advertising such as:
 - a. MASA 2.0
 - b. Xtra Xpo
 - c. Seasonal campaign

In addition, in terms of media of communication, several important initiatives have been taken including using digital and social media in an integrated way so as to reduce costs per contact. In 2017, CIMB Niaga social media is a communication channel that actively plays an important role in delivering CIMB Niaga's information, services and products as well as in responding to customer complaints. As for traditional media, the optimization of total number and location of billboards is on-going.

In implementing the strategies mentioned above, CIMB Niaga incurred Rp 254 billion in marketing expenses in 2017. This expense declined 7.0% compared to the Rp273 billion in 2016. However according to BBRM research conducted by Niesen Indonesia, the brand performance of CIMB Niaga managed to gain a higher Top Of Mind (TOM) score from 2% in 2016 to 4% in 2017. In 2018, CIMB Niaga continues to improve and optimize the use of digital channels for promotional activities.

PROMOTION

Promotion plays a very important role for the Bank in executing its communication strategies so as to allow customers to obtain relevant information about its products and services. In its communication, at all times the Bank conveys information via integrated marketing communication. Integrated marketing communication campaigns, both in the form of products and services, are broadcast and disseminated above the line (ATL) through traditional media such as television, radio, out of home media channels, as well as digital media such as Youtube ads, Facebook ads and Google Display Network. Ground activation such as corporate event sales marketing and the opening of booths on certain occasions also represents one of the below the line (BTL) communication methods. The Bank also optimizes the use of its own media such as ATM channels, posters, websites and all social media accounts.

Further, it is considered crucial for the Bank to educate its employees so that all CIMB Niaga staff have understanding concerning the products and services campaigns. Internal strategies are executed by using integrated email blasts, desktop wallpaper, and internal magazines that are distributed to all branches in Indonesia.



Supporting Business
Review



Corporate Governance
Report



Corporate Social
Responsibility



Others
Corporate Data



Consolidated
Financial Report

From early 2017, CIMB Niaga started to communicate its newest brand promise, FORWARD, which is the transformation of the previous promise brand “Innovation from the Heart”. Through the FORWARD brand promise, CIMB Niaga expects to become an entity considered an enabler in realizing the hopes and dreams of the people of Indonesia. FORWARD is expected to be a positive brand campaign in all segments of the community such as entrepreneur world, young people in reaching their aspirations, young families who want to provide the best for their children, as well as those who are well established and intend to enjoy the best facilities from CIMB Niaga.

In harmony with the spirit of FORWARD brand promise, in mid-2017, CIMB Niaga initiated the social movement which is #KejarMimpi aimed at inviting the young generation of Indonesia to continue achieving their dreams with energy. Various activities of Kejar Mimpi are conducted in cooperation with Corporate Social Responsibility (CSR) and Community Segment.

In collaboration with CSR, such movement represents CIMB Niaga’s actual efforts to build the country by supporting and helping to realize the dreams of Indonesians through activities such as school and university visits throughout Indonesia to share

knowledge, scholarship programs both local and overseas, program of one million books, and the Let’s Save and Share program. Furthermore, the Kejar Mimpi movement also gave birth to a great idea in the form of the Dream House development in Bajawa, East Nusa Tenggara, which aims to be a center of learning and art, so that people can learn, socialize and have their own community. Collaboration of the Kejar Mimpi movement with the Community Segment Group is conducted in the form of Leaders Camp held at universities in Indonesia. Leaders Camp activity aims to build positive character in the youth through the development of soft skills, character, mindset, critical thinking learning and willingness to take real action to build the nation.

All corporate communications activities are currently managed and controlled by sub-directorate of Marketing, Brand & Communication.

MARKET SHARE

In 2017, CIMB Niaga’s market share in terms of assets was at 3.7%, Third Party Funds at 3.6%, Low Cost Funding (CASA) at 3.4%, while Credits distributed reached 4.0%. With these achievements, CIMB Niaga strengthened its position as the fifth largest bank in terms of Assets in Indonesia.



➤ Risk Management



Throughout 2017, the focus of CIMB Niaga was on developing risk management infrastructure and improving the risk awareness culture to establish effective and efficient risk management processes. This foundation supports the Bank’s objectives of maximizing shareholder value, managing capital in a comprehensive manner, and ensuring profitability and sustainable business growth.

RISK MANAGEMENT FOCUS IN 2017

Throughout 2017, focus of CIMB Niaga risk management development was on:

- a. Developing risk management infrastructure, such as:
 - Developing and enhancing the “front to back” credit risk infrastructure, from the Loan Origination System, the credit scoring/rating system, to the system used to calculate Risk Weighted Assets by using standardized and Internal Rating Based (IRB) approaches.

- Developing and enhancing a comprehensive ALM system, supporting the calculation of the LCR (Liquidity Coverage Ratio) and Net Stable Funding Ratio (NSFR) on a daily basis.
- Establishing the Significant Change Assessment Process (SCAP) Policy and Procedure as governance related to the mitigation of operational risks given changes in those internal processes that have a significant impact on the Bank’s operational activities.



- Implementing system support for the integrated risk profile reporting process as connected to all Financial Institution members of the CIMB Indonesia Financial Conglomerate.
- b. Strengthening the risk management culture through:
- Monitoring commitment to make improvements on existing issues through the Operational Risk Management Committee mechanism, a Key Performance Indicator in the business support line.
 - Outsourcing the Whistle Blowing Process, aiming to improve transparency and independence of disclosure, and create openness from staff related to indications of fraud.
 - Establishing the Bankwide Risk-Based KRI as periodically monitored by the Operational Risk Management Committee with risk limits set in a more conservative manner. The trend showed significant improvements throughout 2017.
 - Introducing the concept of Self-Raise Ratio (SRR) as one risk awareness indicator for each unit.
 - Organizing Basel Training for senior management as well as other Basel related training, such as Modeling, Scorecards, and LCR.
 - Organizing e-Learning related to operational risk awareness as mandatory for all employees as well as other training related to risk management.



RISK MANAGEMENT

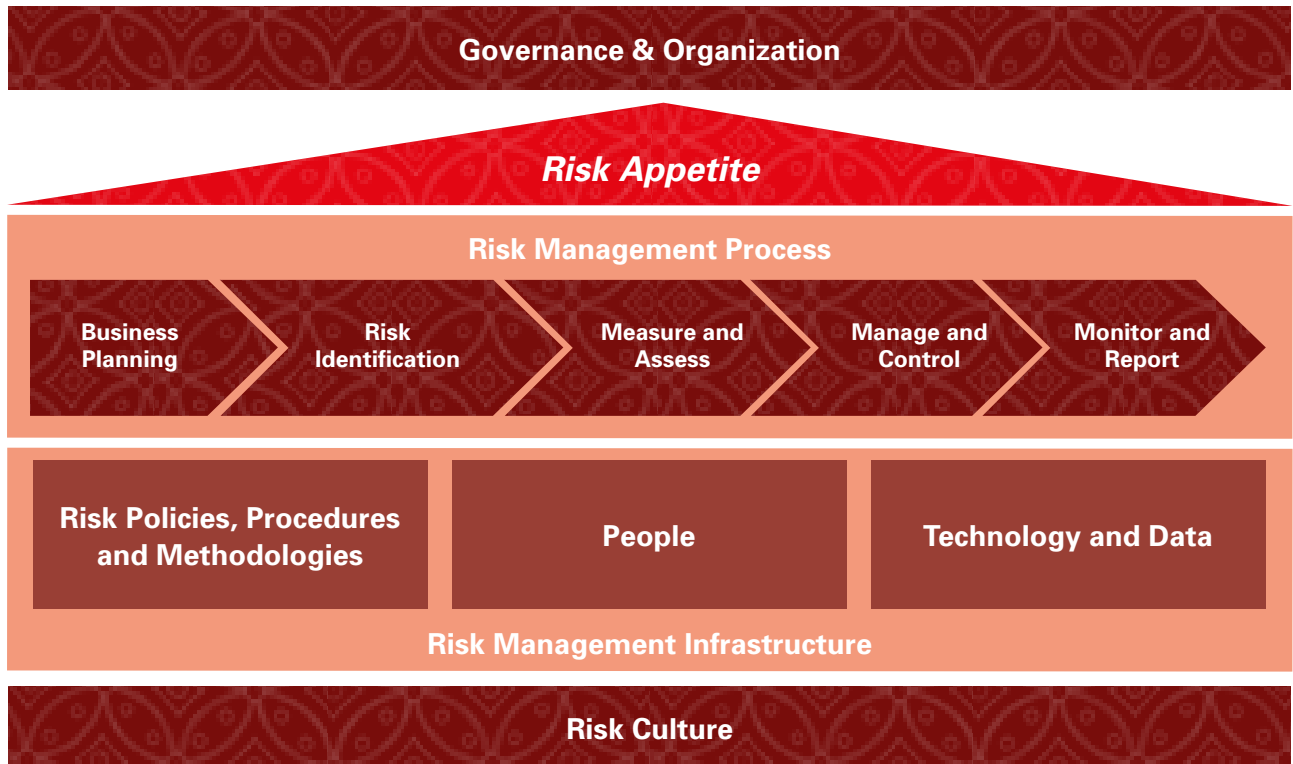
- c. Improve capitalization optimization by:
- Providing input to business/finance for RWA optimization.
 - Implementing and developing the RAROC (Risk Adjusted Return on Capital) Calculator, an estimation tool to calculate revenues compared to the risk taken based on internal credit rating to assist the business units.
 - Optimizing the calculation of Risk Weighted Assets (RWA) by enhancing the application to calculate the Credit Risk RWA with the Credit Risk Standardized Approach (CRISTA) as well as improving the quality of data input.
- d. Strengthening the benchmarking of Risk Appetite, enabling Risk Appetite and Risk Posture to become instruments for senior management to monitor risk management processes. One example of this is through the operationalization of the Appetite Sector through the RAC (Risk Acceptance Criteria) Sector and Champion Sector.
- e. Strengthening the implementation of data governance to improve data quality and data integrity, as crucial in risk management.
- f. Improving the risk management process, by:
- Conducting reviews and updates on credit related policies such as the Counterparty Credit Policy, Commercial Credit Policy, and policies for the SME loan program.
 - Conducting reviews and methodology adjustments for liquidity risk, in line with the Basel III stipulations.
 - Completing end-to-end credit review processes (Tanggul Project).
 - Improving Stress Testing Policy.
 - Increasing market risk management practice.
- g. Improving quality of risk management in the Sharia Business Unit (UUS) by enhancing the quality of UUS portfolio profiling, making adjustments to the policies and procedures, risk monitoring processes through risk profiles that have been adjusted to the business characteristics of sharia banking, as well as improving the quality of Human Resources (HR).
- h. Improving the quality of risk management in the Subsidiaries and Affiliates, particularly related to the implementation of integrated risk management in the CIMB Indonesia Financial Conglomerate.

RISK MANAGEMENT IMPLEMENTATION

The Risk Management process is an essential part of operational activities and decision-making processes in the achievement of business objectives. Risk management is conducted actively with the aim of maximizing shareholder value, managing capital in a comprehensive manner, and ensuring profitability and sustainable business growth.

In order to achieve an optimum rate of return, the Bank implements the Enterprise Wide Risk Management (EWRM) framework to manage risk in an integrated manner by aligning risk appetites with business strategies. This framework allows the Board of Directors and Senior Management to anticipate and manage existing risks and risks that may emerge in the future, by taking into account the Company's risk profile, which may be affected by changes in the Bank's business strategy, changes in regulations, and to the business environment. In addition, CIMB Niaga prepares risk mitigation measures to ensure that risk exposure is balanced within the established risk appetite. The level of risk will be monitored periodically, and the overall risk management process is executed based on the application of Good Corporate Governance principles.

Enterprise Wide Risk Management Framework



GOVERNANCE & ORGANIZATION

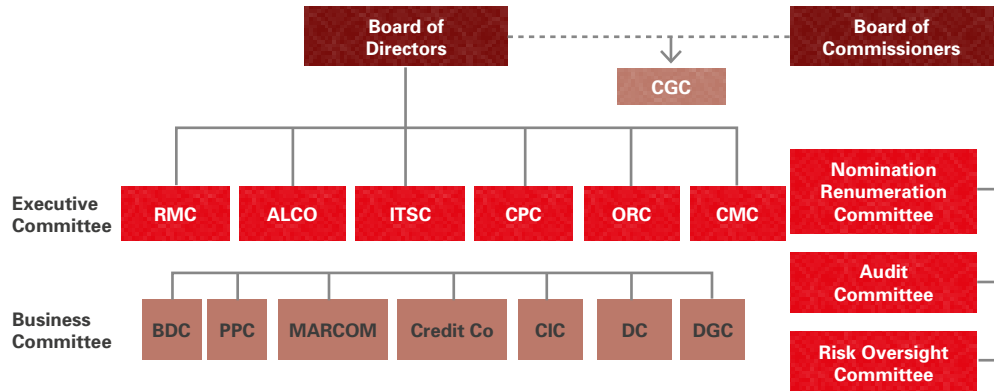
In risk management, the corporate governance structure is required to improve the four eyes mechanism and transparency in the whole risk management process, allowing an effective and consistent EWRM implementation. The Board of Directors is responsible for the Company's risk management activities, determining the strategic direction, risk appetite, and the relevant framework for the Company. In order to ensure the effectiveness of EWRM Framework implementation, the Board of Directors is assisted by risk committees and control functions.

The risk management process is evaluated by the Risk Management Committee (RMC), which is responsible for the overall risk management framework implementation. The Committee is chaired by the President Director and is composed of the entire Board of Directors and several executive officers. The RMC is responsible directly to the Board of Directors and indirectly to the Board of Commissioners through the Risk Oversight Committee (KIPER), which also works together with the Audit Committee and the Nomination and Remuneration Committee.

In addition to the RMC, there are certain executive Committees which discuss risks in detail, including: the Asset Liability Committee (ALCO) to manage liquidity risk and interest rates in the banking book, the Operational Risk Committee (ORC) to manage operational risk, the Credit Policy Committee (CPC) to discuss policies related to credit, and the Capital Management Committee (CMC) to manage capital risks.

RISK MANAGEMENT

Tata Kelola Komite Eksekutif (*Executive Committee Governance*)



Executive Committees:

RMC : Risk Management Committee
ALCO: Assets and Liabilities Committee
ITSC : IT Steering Committee
CPC : Credit Policy Committee
ORC : Operational Risk Committee
CMC : Capital Management Committee

Business Committees:

BDC : Business Development Committee
PPC : Personnel Policy Committee
MARCOM : Marketing & Communication Committee
Credit Committees : includes NPL Committee, Asset Quality Committee
CIC : Capital Investment Committee
DC : Disciplinary Committee
DGC : Data Governance Committee

Joint Co:

CGC : Corporate Governance Committee

RISK APPETITE

Risk appetite is one of the main components of EWRM, defined as the type and amount of risk that is able and willing to be accepted by the Company in pursuit of its strategic and business objectives. Risk appetite is set in conjunction with the Company's annual planning process to appropriately align with the strategy, business growth aspirations, capital and liquidity positions, and the capabilities and strength of the Bank's risk management. CIMB Niaga will always strive to ensure that the system, capability, and risk control are sufficient and effective to support the risk appetite through accurate risk identification and measurement.

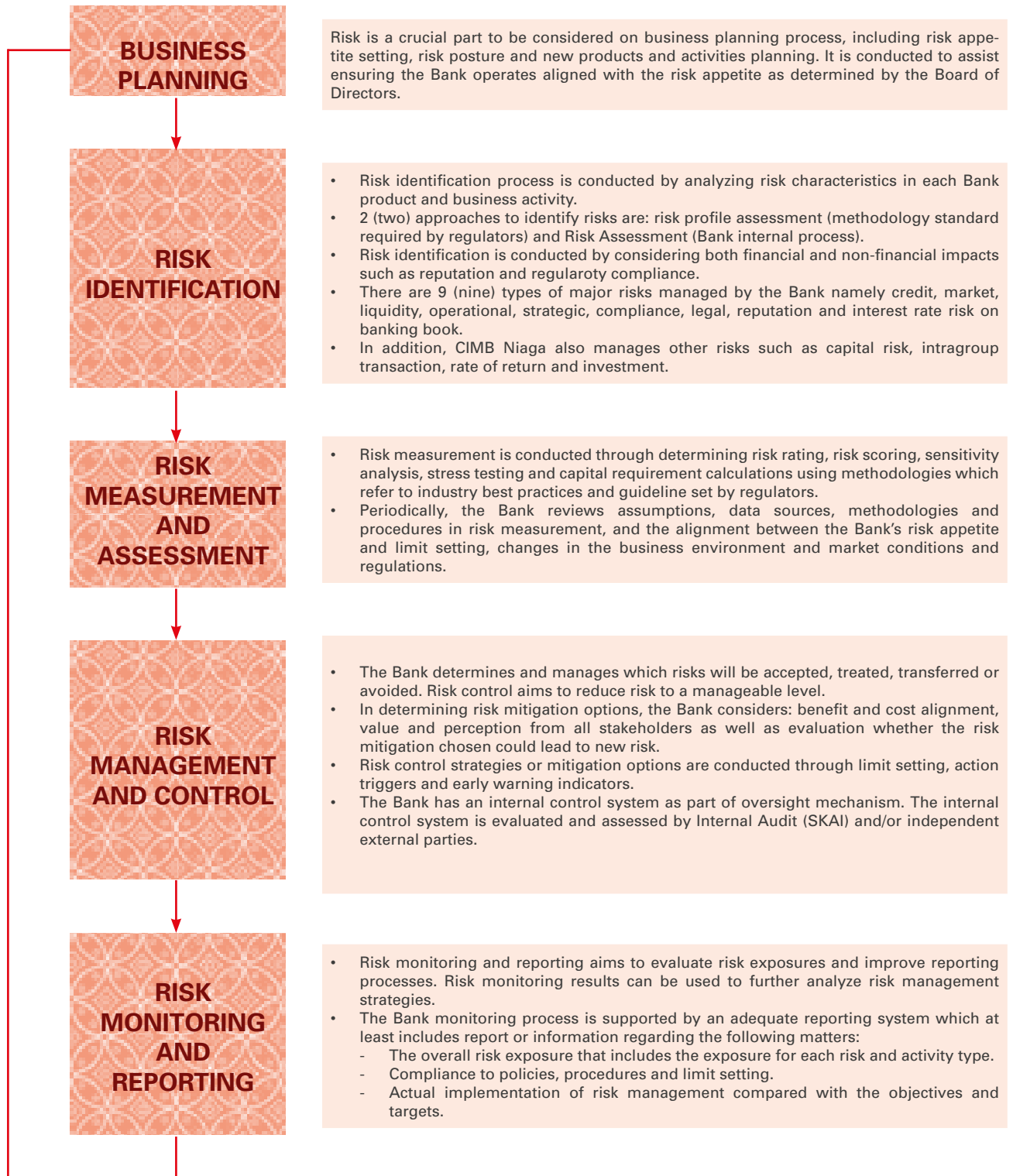
There are 4 (four) dimensional measurements in the Bank risk appetite, namely: solvency and capital, earnings diversification and volatility, liquidity, and

franchise. The aim is to enable the Company to maximize its long-term performance and to ensure asset integrity and earnings quality, as well as to protect the franchise value of the Bank. Within each dimension, the risk limits are defined as specific boundaries concerning capital, asset quality, liquidity, funding capacity, and regulation.

In 2017, the Bank updated several matrices/parameters in order to improve the Bank's key financial parameter/ratio monitoring. In addition, since 2015, the Bank has established the Red-Amber-Green (RAG) threshold for each RAS matrix/parameter. The RAG is applied to RAS reporting, in which the status of each indicator can be highlighted to the management, allowing improvement steps to be taken in a timely way. The RAS parameters and the Red-Amber-Green (RAG) threshold are reviewed periodically.

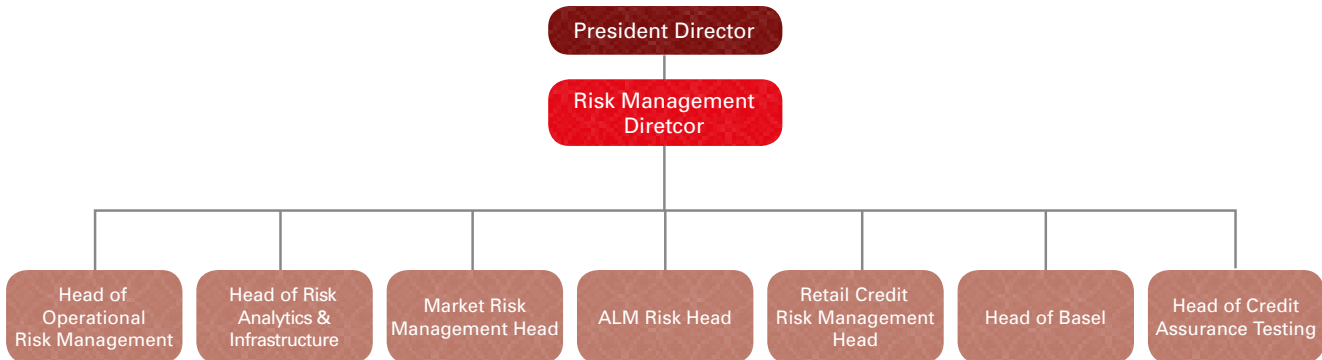
RISK MANAGEMENT PROCESS

The appropriate risk management process will be able to manage inherent risks of the Company's activities which aim to provide maximum sustainable added value to all Bank activities. The risk management process can be described as follows:



RISK MANAGEMENT

Organizational Structure of Risk Management Unit (SKMR)



RISK MANAGEMENT INFRASTRUCTURE

The main purposes of an effective risk management infrastructure are to:

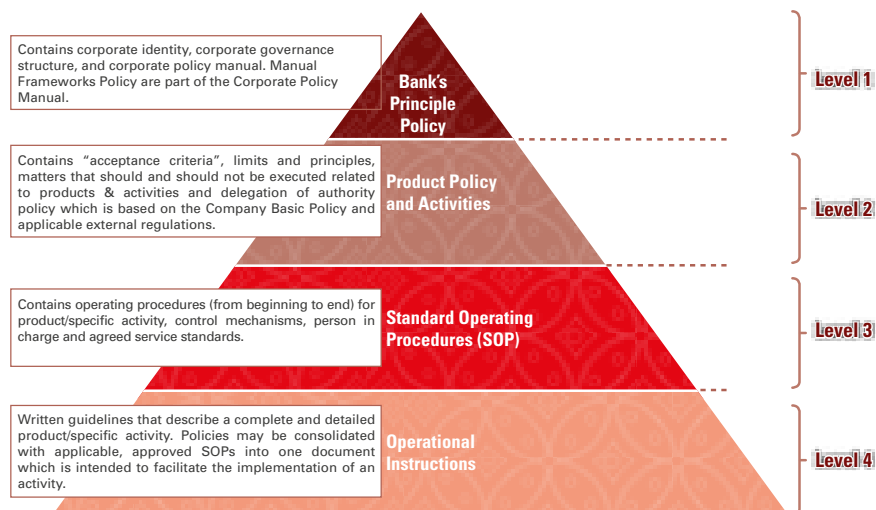
- Provide an integrated organization-wide view of risks.
- Reduce inefficiencies and inherent risks such as human error.
- Drive consistent risk treatment across all units.
- Create “risk aware” thinking and decision making at every level.
- Enable appropriate risk information flow upward, downward, and across all units.

Policies, Procedures, and Methodologies

The Bank’s policies, procedures, and methodologies include all operational activities in order to provide clear direction and guidance to employees in performing their activities, particularly related to risk management.

These policies and procedures were established by considering the risks and work efficiency for employees. An adequate risk management policy is the basis for the Bank to manage risks. Procedures serve as the guidelines for daily risk taking activities. In establishing the procedures and risk limits, the Bank has to take into consideration the risk appetite based on the experience it has in managing risk, the capital condition of the Bank, and reporting systems in the event of a breach. The methodology provides specific guidance, rules, and criteria that must be fulfilled to comply with policy.

Taxonomy Policies and Procedures





People

In relation to the implementation of EWRM, SKMR acts as an independent unit responsible for establishing a comprehensive process of identifying, measuring, monitoring and controlling risks, as well as reporting risk levels. In addition, SKMR also performs the coordination and socialization function of all risk management processes in the Bank. Therefore, it is important to engage talent with appropriate skills and expertise to ensure proper implementation of the EWRM framework. The Bank develops employee recruitment, employee development, and training systems, as well as remuneration that encourage employees to manage risk properly. Performance measurement and compensation are aligned with the strategic plan and risk appetite.

The Bank establishes clear qualifications for employees at every position level related to risk management implementation and places qualified executives and staff in Risk Management Units, in accordance with the Bank's size and business complexity.

CIMB Niaga seeks to provide opportunities for employees to improve their knowledge of risk management, among others by holding lunch and learning sessions, where each unit in SKMR presents their methodology, processes, and ongoing projects to other units in the SKMR, as well as other related units, such as Strategy and Finance Directorate, Internal Audit Unit, and Credit Directorate.

In addition, employees participate in internal and external training (including mandatory training required by regulators) related to their respective fields. Employees are also encouraged to regularly conduct BLS (Business Learning Session), in which employees who recently attended training conduct sharing sessions with their colleagues. The Bank also provides job rotation opportunities to employees, which aim to enrich the employees' knowledge and to expand the employees' exposure to other areas.

Technology and Data

The risk management information system is part of the Bank's management information system, which is continuously developed according to Bank needs. This information system is required as a supporting tool for a proper and accountable decision-making process in order to manage risks in an effective and efficient manner.

The Bank has a risk management information system that ensures:

- a. an accurate, informative, and timely measurement of risk exposures, both overall or composite risk exposures and exposure by risk type that are inherent in the Bank's operations, as well as risk exposures for each of the Company's functional activities;
- b. compliance to policies, procedures, and risk limits;
- c. Availability of comparison between the result (realization) of risk management and targets set by the Bank, in accordance with risk management policies and strategy.

The information system should be able to generate reports that are used for continuous risk monitoring to quickly detect and correct the policy or procedure deviation in order to reduce risk occurrences.

SKMR is developing centralized data management, particularly data required for risk analysis. All data from various sources needed for risk analysis are consolidated in a risk data mart. The process of obtaining data from multiple data sources to the datamart, up to generating reports that are used for risk monitoring is conducted automatically. As a result, risk monitoring can be performed in an effective and efficient manner.

Consolidated data in the risk data mart can also be used for model development. With the data readily available in the risk data mart, the SKMR is able to develop models faster and become aligned with the pace of business changes. More accurate models can be used for portfolio management, ultimately improving the Bank's asset quality.



RISK MANAGEMENT

RISK CULTURE

CIMB Niaga recognizes that a strong risk management culture is the main foundation in supporting the Bank to achieve its objectives and targets. Risk culture is an integral part of the business process and operational activities, as well as decision-making.

The risk culture reflects the shared awareness, attitudes, and behavior of all employees toward risks in the Bank. In order to establish a strong risk culture, both the Board of Directors and employees are constantly required to focus on and consider risk within all activities, and encourage the paradigm and behavior that enables an effective risk management process.

Some of the key elements to create a good risk culture in CIMB Niaga are:

1. Tone from the top related to leadership and strategy in terms of ethics and values as well as communicating the Bank mission and goals in synergy and a sustainable manner.
2. People and Communication by focusing on enhancing competence through evenly distributed information and knowledge sharing.
3. Accountability and Reinforcement, assignment of roles and responsibilities accompanied by appropriate performance assessments, including rewards for good performance.
4. Risk Management and Infrastructure, to establish effective risk management processes and controls that support Bank strategy.

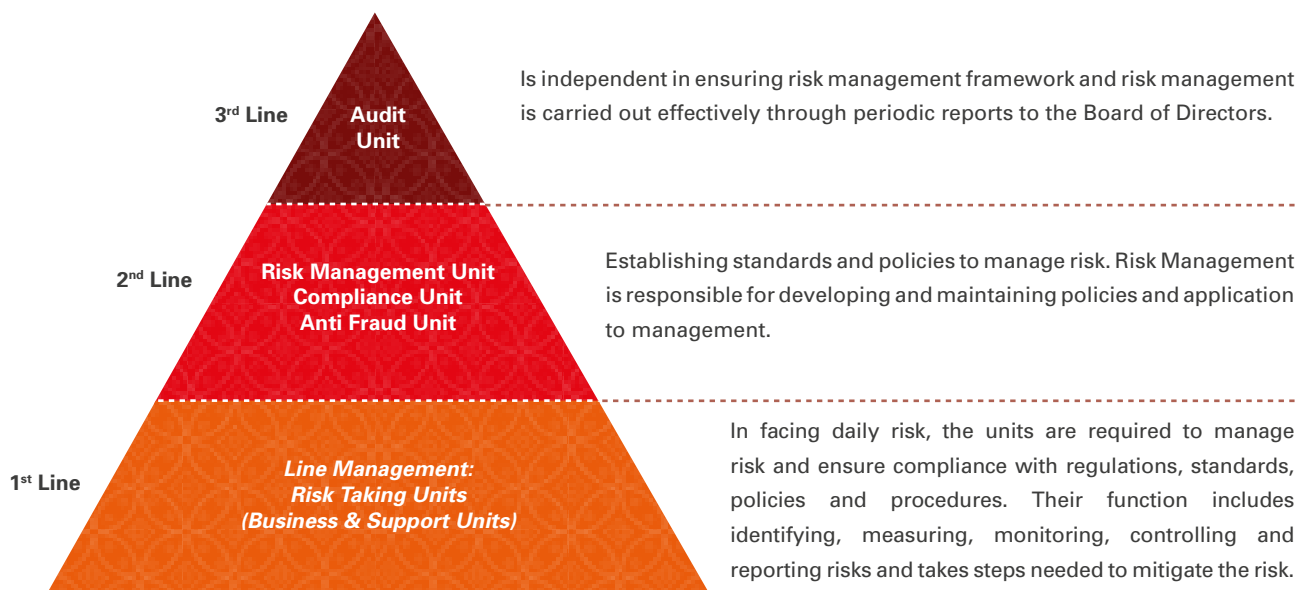
One substantial indication of the Bank's efforts to establish a risk culture is the inclusion of Risk Management as one Key Performance Indicator (KPI) for business and support units. Various activities to improve the risk and fraud awareness culture are consistently being conducted, such as continuous Anti Fraud and Operational Awareness training and socialization.

Risk awareness culture is also based on the three lines of defense philosophy that connects all risk management activities from identification, assessment, control, and reporting to senior management, Board of Directors and Board of Commissioners. The Board of Commissioners and Board of Directors are responsible for developing an organizational culture that is risk aware and developing a commitment to manage operational risk in accordance with Bank business strategies.

Overall, the Board of Directors is responsible for ensuring proper oversight of Company risks. The Board of Commissioners and Board of Directors have established the risk appetite and risk tolerance levels to be consistent and in line with the Company's business objectives and the expected risk profile.

THREE LINES OF DEFENSE

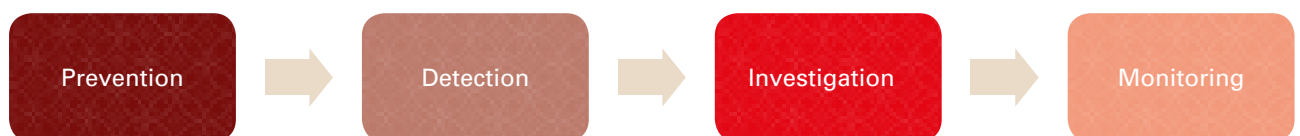
CIMB Niaga implements a risk management process that involves all levels of the organization from the Board of Directors, senior management, to all employees in the Bank. The Board of Commissioners and Board of Directors are responsible to develop a “risk aware” organization culture and encourage commitment in risk management aligned with Bank business strategy. Through the Three Lines of Defense philosophy, risks are managed starting from the activity of risk taking. This is to ensure clear responsibility for risks taken across organizational units and risk management as business unit enablers. In practice, the Bank maintains Three Lines of Defense philosophy, namely:



ANTI FRAUD MANAGEMENT

In accordance with Bank Indonesia Circular Letter No.13/28/ DPNP in 2011, regarding Anti-Fraud Strategy Implementation for Commercial Banks, CIMB Niaga has established a special Anti Fraud Management (AFM) unit to conduct bankwide antifraud strategy implementation.

The Bank’s anti fraud strategy is includes a fraud control system applied by using tools which are the interpretation of 4 (four) interrelated anti-fraud pillars, namely:



1. Prevention: the fraud control system contains preventive actions in order to reduce the potential for fraud.
2. Detection: the fraud control system contains means of fraud identification and detection in Bank business activities.
3. Investigation: the fraud control system contains information gathering (investigation), reporting system, and imposition of sanctions for fraud in Bank business activities.



RISK MANAGEMENT

4. Monitoring: the fraud control system contains measures to monitor, evaluate, and follow-up as corrective measures on incidents of fraud in Bank business activities.

CIMB Niaga is committed to prevent fraudulent practice and take immediate action on potential fraud incidents to mitigate both financial and nonfinancial losses, such as negative publicity and loss of public trust in the Bank.

CIMB Niaga requires all members of the Board of Commissioners and Board of Directors, and employees to act honestly with integrity and high professionalism, and to actively participate in measures to protect and safeguard the Bank's assets and customer funds, while complying with the applicable internal and external regulations.

Zero Tolerance for Fraud

In carrying out the anti-fraud management program, CIMB Niaga is committed to zero tolerance against actions and perpetrators of fraud. In addition, the Bank also recognizes that developing an anti-fraud culture is an important step, in which fraud risks awareness and the implementation of clear and strict sanctions are expected to foster the values and integrity expected by the Bank.

One of the programs to develop an anti-fraud culture and fraud awareness for employees is by providing education to all employees through mandatory training programs for both new and existing employees implemented on an on-going basis, leader coordination meetings, sharing sessions, anti fraud campaigns, email blasts and internal bulletins, to provide constant reminders to employees to maintain Company values and high integrity, as well as to carry out duties in accordance with the policies and procedures in an effort to mitigate risk of fraud. The Anti-Fraud Campaign is a program for internal

employees to create bonds between employees and the Bank, and is expected to improve employees' sense of belonging toward the Company and joint efforts to combat fraud.

The Company realizes the potential of fraud from both internal and external parties using familiar or unfamiliar methods to steal the Bank's or customers' assets via Bank infrastructure. Through discipline in carrying out policies and procedures, preventive measures and early detection can be followed up to prevent the Bank or customer losses in the future. To increase awareness, CIMB Niaga also conducts policy socialization to all employees, detailing that the consequences for employees proven to have committed fraud are strict, such as Termination of Employment (PHK) and being reported to the Financial Services Authority (OJK) and police (if necessary).

Another important step required to implement the anti-fraud strategy is by improving supervisory oversight, namely by implementing "Know Your Employee", that is, inherent supervision from supervisor to the subordinates to ensure the implementation of policies and procedures is consistent, disciplined and under control. CIMB Niaga implements a compliance culture in which each individual is encouraged to be disciplined and consistently adhere to policies and procedures to mitigate the risk of fraud inherent in each activity, as well as minimizing opportunities that could potentially lead to fraud. Monitoring and oversight as well as a consistent compliance culture can avoid allowing any opportunity of fraud where superiors are aware of significant changes in behavior and lifestyle of their



employees. Another aspect of “Know Your Employee” is the precautionary principle in recruitment and selection process, through background checking in order to validate and to ensure candidates have high integrity and good backgrounds.

To encourage the adoption of a speak-up culture, where each individual can report fraud-indicated violations, CIMB Niaga has a whistle-blowing mechanism that is part of the detection pillar, as a reporting tool while maintaining the confidentiality of the complainant and the person who is being reported. Detection conducted through regular audits and ‘surprise’ audits, surveillance systems through audits based on data analysis, monitoring of suspicious transactions and suspicious customer profiles in the context of anti-money laundering and terrorism financing prevention (AML-TFP), establishing transaction limits, as well as leveraging the existing infrastructure to detect fraud at an early stage.

With an effective detection function, indications of fraud can be revealed faster, thus mitigation action to contain the risks can be expedited. Meanwhile through investigation functions, the Bank is able to explore and identify the causes and modus operandi of fraud perpetrators to determine the financial and non-financial follow-up measures to be taken.

CIMB Niaga also conducts monitoring, evaluation, and follow-up as fraud corrective action in order to prevent similar cases from reoccurring and submitting comprehensive reports to management and regulators.

Proper implementation of the CIMB Niaga anti-fraud program involves and is the responsibility of each individual in the Bank, from employees up to senior

management, the Board of Directors, and the Board of Commissioners. As part of management oversight, the Board of Directors and the Board of Commissioners conduct periodic reviews on the implementation of anti-fraud strategy, as well as take strategic measures required to mitigate risk of fraud for sound and reliable Bank performance sustainability.

ICAAP (INTERNAL CAPITAL ADEQUACY ASSESSMENT PROCESS)

In line with OJK Regulation No. 34/POJK.03/2016 regarding the Minimum Capital Requirement for Commercial Banks, the Bank must have an appropriate process in place to ensure capital adequacy according to a bank’s risk profile and the establishment of a strategy to maintain capital level, referred to the ICAAP (Internal Capital Adequacy Assessment Process). This is an internal process that ensures a bank has adequate capital resources in the long term to cover all risks considered material.

The ICAAP process is conducted through the measurement implementation based on best practices, regulation, and policies to assess, fulfill, monitor, and maintain an adequate level of capital, in accordance with the risk profile, connection to the Bank’s strategic focus and business plans, and macroeconomic conditions. In this process, the Bank’s capital adequacy is assessed by considering not only Pillar 1 risks but also other-than-Pillar 1 risks, allowing for a more comprehensive risk identification process. ICAAP is jointly conducted between SKMR and the Strategy and Finance Directorate.

RISK MANAGEMENT

As part of ICAAP implementation, CIMB Niaga strives to strengthen the link between the establishment of strategies, capital adequacy assessment and risk levels, as illustrated in the following diagram:



As part of the process of defining the Bank's strategy, the Board of Commissioners set risk posture as the direction for the business units on the acceptable level of risk, taking into account external and internal conditions as well as the Bank's capabilities and limitations. The risk posture provides a qualitative direction in the early stage of the annual planning on risk level and risk posture for the coming year. The risk posture thus serves as a process that bridges the acceptable level of risk with the strategy-setting process as reflected in the annual budget setting.

Furthermore, CIMB Niaga formulates the Risk Appetite in accordance with a pre-approved strategy. The Bank's risk appetite not only considers growth, income and commercial aspirations, but also the capital and liquidity position, as well as the capabilities and strengths of risk management, including risk systems, processes and people. In addition, the Risk appetite is very dynamic and evolves in response to changes in commercial priorities, risk management capabilities, and external conditions. The Risk Appetite is monitored regularly by the Red Amber Green (RAG) indicator, which serves as an early warning signal for the Bank's business strategies realization.

CIMB Niaga carries out stress tests on the budget to assess and evaluate the Bank's resistance level against extreme but plausible economic scenario. Stress testing is performed on a regular basis, minimum twice a year or more frequently as needed. The implementation of stress tests also provides a better understanding for the Bank in evaluating how its portfolio may be negatively affected by macro economic conditions changes, enabling the Bank to prepare appropriate cations to overcome the situation.

This process also allows the Bank to assess the adequacy of liquidity reserves and the ability to meet its minimum capital adequacy ratio to support business growth and absorb shocks arising from various scenarios. Subsequently, the Bank is able to plan and manage its capital better.

The result of the stress test subsequently becomes a consideration in capital management and the planning process that aims to maintain an efficient capital structure. The processes of capital management include capital planning, capital target setting, capital raising, capital buffer management and contingency capital planning.



The Bank's capital is measured and monitored on an on-going basis to ensure that capital is at an adequate level to meet regulatory minimum requirements, as well as to support risk taking activities in daily business operations, while considering the Bank's growth and expansion plans. CIMB Niaga refers to regulations, particularly regarding to Pillar 1 risk, in calculating capital adequacy for credit risk, market risk, and operational risk.

Actions taken by the Bank to perform oversight on capital adequacy are to:

- Determine the capital trigger ratio or a minimum limit of the capital adequacy (KPMM) ratio in which the Bank starts to activate the capital contingency plan.
- Establish annual internal capital targets taking into account minimum capital requirements, business growth plans, corporate actions, significant events, and capital reserve to ensure that Bank capital is maintained at a safe and optimal level.
- Perform a periodic capital rolling forecast and compare to actual capital, for the short, medium, and long term period, to be able to conduct comprehensive capital supervision and proper planning of capital strategy.

Since 2016, CIMB Niaga has implemented a risk-based performance assessment, in which the profitability of each business unit is measured by considering the risks taken and the amount of capital used. Implementation of a risk-based performance assessment will assist the Bank in conducting comparative performance reviews between different business units. In 2018, the Bank will still focus on developing and refining the methodology used for the risk-based performance assessment.

SHARIA (UUS) RISK MANAGEMENT

The Sharia Business Unit (UUS) is operated by applying the Dual Banking Leverage Model (DBLM), including the application of risk management. The Bank established the risk management infrastructure and implements governance in line with the DBLM concept, as well as being in accordance with applicable sharia principles. In terms of organizational structure, the Risk Management Unit (SKMR) of UUS is part of conventional Risk Management Unit (SKMR). Within the Risk Management Unit, a dedicated unit is appointed as coordinator to implement risk management in UUS. Risk management policy for UUS is prepared as part of the Bank's risk management policy. Meanwhile, UUS risk management procedure is prepared in line with UUS needs and operational complexity level.

The identification and risk assessment processes are performed by periodically applying methodologies that is appropriate for the sharia-banking concept through UUS risk profile measurement. Risk measurement conducted includes in those areas that specifically apply to sharia banking, such as rate of return risk and investment risk.

Risk monitoring is conducted by the Risk Management Committee at the level of the Board of Directors, where the Sharia Banking Director is also a member of the Committee. Risk monitoring results are also reported to the Board of Commissioners through the Risk Oversight Committee (KIPER).

In terms of risk management compliance to sharia principles, the Sharia Business Unit has the Sharia Supervisory Board (DPS), which provides approvals regarding sharia principle compliance for policies, procedures, systems and products, and contracts as well as conducts monitoring via sampling on sharia banking transactions.

For sharia principle approvals, the DPS is supported by certain units to carry out its operational functions, namely the Sharia Advisory Group, whose main task is to provide advice to the DPS regarding the fulfillment



RISK MANAGEMENT

of sharia principles on policies, procedures, products, systems, and contracts. Sampling supervision on banking transactions is performed by Sharia Risk Control Unit (RCU) Group, which has primary responsibility to assist the DPS in performing the sharia compliance review on transactions and product implementation as well as the preparation of DPS Monitoring Reports for regulators.

The RCU established in the UUS supported the Bank's management decision to establish an RCU in all directorates as part of the first line of defense. UUS RCU is responsible to ensure all activities comply with relevant regulations and that operational risks are well managed. In terms of the implementation, active coordination is conducted with Compliance Directorate, Risk Management Directorate, Anti-Fraud Management Unit, and other units related to policies and procedures, as well as other RCU units to support risk culture awareness and compliance culture in UUS.

In order to improve risk management implementation in UUS, the SKMR also presents a UUS risk profile in the DPS meetings. In addition, the Bank strives to improve sharia banking concept understanding of its employees through continuous socialization and training.

BANK AND CONSOLIDATED RISK PROFILE

In accordance to OJK regulation No. 18/POJK.03/2016 regarding the Implementation of Risk Management for Commercial Banks and OJK Regulation No. 38/POJK.03/2017 regarding the Implementation of Consolidated Risk Management for Banks that Conduct Control of a Subsidiary, CIMB Niaga performs assessment on its risk profile to be reported to regulators on a quarterly basis.

Risk profile assessments are conducted based on regulation, in which the parameters used to assess risks use not only historical data but also forward looking by considering Bank business strategy and macro-economic conditions.

INTEGRATED RISK MANAGEMENT

In line with the issuance of OJK Regulation No. 17/POJK.03/2014 regarding the Implementation of Integrated Risk Management for Financial Conglomerations, CIMB Niaga has been assigned as the Principle Entity to coordinate on integrated risk management processes with its Subsidiary (CIMB Niaga Auto Finance (CNAF)) and Affiliated Companies (CIMB Securities Indonesia and CIMB Principal Asset Management) incorporated in the CIMB Indonesia Financial Conglomerate (FC). This is also one of the Risk Management Unit strategic initiatives and is a key focus for Bank management. It is considered important due to the exposure from risks arising from subsidiary and affiliated companies that may affect the Bank's business operational continuity, either directly or indirectly.

Risk management process integration is carried out by taking into account the differences in business characteristics of the Affiliated companies, the Subsidiary and CIMB Niaga. The implementation of the risk management integration process includes mentoring and aligning risk management practices in terms of risk governance, risk management policies and procedures, risk management reporting, and improvement of risk awareness culture. In an integrated manner, CIMB Niaga manages nine (9) types of risks: credit, market, liquidity, operational, strategic, reputation, legal, compliance, and intragroup transaction.

Monitoring of risk management is carried out by Risk Management Units of each entity to be reported to the Principle Entity's Risk Management Unit. The monitoring and evaluation process of risk exposure of Subsidiary and Affiliated Companies is conducted by the Integrated Risk Management Committee (IRMC) and reported to the Principle Entity, through Principle Entity's Risk Management Committee (RMC). The IRMC consists of director representatives from each entity within the conglomerate. In the monitoring and evaluation process, the Committee mainly focuses on the Subsidiary and Affiliated Companies risk exposure for the improvement of risk management processes in the future.

In 2017, CIMB Niaga developed a technology-based information system, namely the CIMB Integrated Reporting System (CIRS) to provide data and information in integrated risk profile assessment process that is connected with the Subsidiary and Affiliated Companies in the CIMB Indonesia Financial Conglomerate. This system is expected to reduce manual process and potential human error, subsequently improving data and information accuracy as well as the timeliness of reporting process.

Based on December 2017 position, CIMB Niaga has conducted an integrated risk profile self-assessment with the conclusion that the financial conglomerate's risk profile is at a low to moderate level and has an adequate quality of risk management in accordance with the business complexities.

IMPLEMENTATION OF BASEL II AND BASEL III

Since 2015, CIMB Niaga has fundamentally strengthened its risk management function by implementing Basel II and III projects, consisting of five (5) work streams: Credit Risk, Operational Risk, Market Risk, Asset Liability Management, and Internal Capital Adequacy Assessment Process (ICAAP). The implementation of the work streams is expected to be completed in 2018.

2016 - 2018	
Credit Ratio	<ul style="list-style-type: none"> • Credit Model (Non Retail): Specialized Lending - Slotting Criteria, Bank and Corporate Risk Rating Model. • Credit Model (Retail) A-Score, B-Score, PD, LGD and EAD: Credit Card, Auto Loan, Personal Loan, Mortgage and SME Retail. • Calculation of RWA (Risk Weighted Assets) Internal Rating Based (IRB). • Development of CRISTA system for RWA standardised approach.
Operasional Risk	<p>ORM systems development: (Completed in 2016)</p> <ul style="list-style-type: none"> • CIM: Control Issue Matrix • RCSA: Risk Control Self-assessment • KRI: Key Risk Indicators • LED: Loss Event Database
ALM Risk	<ul style="list-style-type: none"> • LCR Calculation: Liquidity Coverage Ratio • NSFR calculation: Net Stable Funding Ratio • Stress Tests

Implementation of these initiatives is expected to generate comprehensive Bank risk management tools aligned with the risk profile. In addition, portfolio management is actively applied to assess portfolios and evaluate the Bank's capital adequacy for the implementation of business strategies that are oriented to and based on risk management.

In line with the Basel III initiative by OJK for capital requirements and liquidity management, currently CIMB Niaga has implemented a system to support a LCR (Liquidity Coverage Ratio) calculation and report in order to fulfill regulatory requirements and to be used as indicator of Bank liquidity risk in conducting its business.



RISK MANAGEMENT

The Bank develops ratings and scoring models to manage its loan portfolios, including groups of Corporate assets, Specialized Lending, Credit Cards, Mortgages, Personal Loan, Auto Loan and SME Retail. The ratings may provide added value to Bank decision-making processes. Development of the rating and scoring model is based on the Internal Rating Based (IRB) criteria approach and best practices.

In managing operational risk, CIMB Niaga uses the Standardized Approach and the Basic Indicator Approach (PID) for capital calculation reporting. Internally, the Bank has several tools such as Control Issue Management (CIM), Risk Control Self-Assessment (RCSA), Key Risk Indicator (KRI), and Loss Event Database (LED) to measure potential risk and manage risks properly, allowing risks to be mitigated effectively.

Up to 2017, CIMB Niaga had completed several important initiatives related to market risk, ICAAP, operational risk tools and several credit risk assessment models. For credit risk, the Bank Risk Rating and Specialised Lending have been applied in the Bank's business processes since 2016.

In 2018 CIMB Niaga will focus on completing several credit risk models such as mortgages and SME Retail. System parameter calculations for credit risk and calculation for Credit RWA (Risk Weighted Assets) Basel II Internal Rating Based (IRB) are still in the development process and targeted to be completed in the first quarter of 2018. As for Credit risk standardized approach, the Bank will develop a counterparty RWA credit risk calculation in the CRISTA (Credit Risk Standardized Approach) system to fulfill regulatory requirements.

BASEL II PILLAR 3: CAPITAL DISCLOSURE, RISK EXPOSURE AND RISK MANAGEMENT

I. Capital Disclosure

CIMB Niaga's capital management focuses on maintaining a healthy capital structure to boost business growth and optimize return on capital to shareholders. This is apparent from the

capital component concentrated on core capital or Common Equity Tier 1 (CET1), with CET1 consolidated ratio as per December 2017 at 17.32% and the total Capital Adequacy ratio (CAR) at 18.61%

A. Objective of Capital Management

The Company's objective is to maintain a strong capital position with and at the same time maintain optimal use of capital. The primary objectives of Company capital management are to:

1. Provide sufficient capital for business development, both organic and inorganic, in accordance with the business appetite. This will be done through the application of capital management as follows:
 - a. short, medium and long-term capital planning while taking into account business strategy.
 - b. maintain a balanced business appetite within the perspective of capital consumption and capital generation that can be provided by the business.
2. Ensure the Company has adequate capital to cope with risks even under stressed conditions. This can be done through the application of capital management as follows:
 - a. Comply with capital regulations on every occasion.
 - b. Have adequate capital reserves above the minimum requirements.
 - c. Perform regulatory and internal stress tests.
 - d. Conduct CAR forecasting and controls for the short, medium and long-term.
 - e. Build a contingency plan for capital increase.

B. Capital Structure

The Company maintains a strong capital position to support business growth and maintain and build investor, depositor, and customer and market confidence. In managing the Company's capital, it



considers factors such as optimal capital return to shareholders, and striking a balance between profit, gearing ratio, and the security provided by a healthy capital position.

In general, capital components are dominated by permanent and loss absorbent components, where core capital is still the largest constituent of the Company's capital. In addition to core capital, the Company has also issued capital instruments in the form of subordinated bonds with the following details:

Subordinated Bonds II, Year 2010

On 23 December 2010, the Company issued Subordinated Bonds II, Year 2010, amounting to Rp1.6 trillion with a tenor of 10 years, maturing on 23 December 2020 with a fixed interest rate of 10.85%. Issuance of these bonds was approved by Bank Indonesia through its letter No. 12/196/DPB3/TPB-3/Confidential, dated 29 December 2010 and obtained an effective statement from the Chairman of Bapepam-LK through Letter no. S-11156/BL/2010 dated 15 December 2010. In connection with the issuance of the subordinated bonds, the Company obtained an "AA idn" rating from Fitch Ratings Indonesia. The subordinated bonds issued by the Company have met the criteria as complementary capital and accompanied by an option to buy (call option) feature.

C. Capital Adequacy

As a banking entity in Indonesia, the Company strives to constantly meet the regulatory requirements, including the application of Basel to manage CAR adequacy. Management is vigilant about the Company's capital adequacy by maintaining the CAR above the minimum requirements specified by OJK for budgeting and capital provisioning to overcome risks from operational activities in the future.

In line with Basel II capital, the Company has put into effect the Internal Capital Adequacy Assessment Process (ICAAP), a method to evaluate capital adequacy in accordance with risk profile. The Company actively monitors and projects its capital position in the next 3 years by involving several measures :

- Set capital targets by considering stress conditions of the Company and its Subsidiary, both Bank-only and consolidated, which anticipates possible future regulatory changes and shareholder expectations.
- Estimate capital requirements for a material risks based risk appetite.
- Determine the requirements for capital issuance and the maturity profile of capital instruments.

This is part of enhancing the effectiveness of the Company's risk management practices, in accordance with OJK Circular Letter No. 26/SEOJK.03/2016 dated 14 July 2016 on the Capital Adequacy Ratio (CAR) and in accordance with the Risk Profile and Capital Equivalency Maintained Assets (CEMA).

In December 2017, the Company's risk profile self-assessment was rated 2 (two) or Low to Moderate, with a Capital Adequacy Ratio (CAR) at 18.23% for the Company individually and 18.61% on a consolidated basis. This ratio is in accordance with the target range established by OJK, from 9% to 10% of Risk Weighted Assets (RWA) for a bank with risk profile rating of 2 (two).



RISK MANAGEMENT

In the capital framework, the OJK and Bank Indonesia have issued regulations on capital in line with Basel III, effective as of 1 January 2016. The adoption of the Basel III framework on capital based on the OJK and Bank Indonesia regulation contains 3 (three) additional capital buffers that should be provided in stages in the form of core capital (CET 1) from 2016 to 2019 as follows :

- Capital Conservation Buffer: additional capital that serves as a buffer for capital in the event of losses during a crisis. As a Company that is classified as BUKU IV, the Company will need to gradually prepare the buffer in stages with the of RWA as follows:
 - i. 1 January 2016: 0.625%
 - ii. 1 January 2017: 1.25%
 - iii. 1 January 2018: 1.875%
 - iv. 1 January 2019: 2.5%
- Countercyclical Buffer, additional capital that serves as a buffer for anticipated losses in the event of excessive credit growth which would potentially disrupt the stability of the financial system. The range of the countercyclical buffer is between 0% - 2.5% of the RWA. In accordance with Bank Indonesia Regulation No.17/22/PBI/2015, the initial implementation of the buffer was established at 0% from 1 January 2016. Bank Indonesia through press release, dated 19 May 2017 stipulated that the Countercyclical Buffer is still at 0%. Furthermore, BI will evaluate the magnitude and timing of the Countercyclical Buffer at least once every six (6) months.
- Capital Surcharge Buffer for Domestic Systemically Important Bank (D-SIB), the additional capital that serves to reduce negative impacts of the financial system and economy in the event of Company failure, which has a systemic impact through an escalation of the Company's ability to absorb losses. Based on POJK No. 34-POJK.03-2016, the Company must set aside capital

for the D-SIB buffer of between 1% - 2.5%, depending on decision of OJK.

In December 2017, the Company's capital level met the additional 3 (three) capital buffers as provision requirements. For 2018, the Company is ready to comply with the capital requirements stipulated by the regulators.

In managing credit risk related to capital, in accordance with OJK Letter of No. 42/SEOJK.03/2016 regarding guidelines to calculate Risk Weighted Asset (RWA) for Credit Risk using Standardized Approach that came into effect on 28 September 2016, the Company has fulfilled this provision with the availability of the Credit Risk Standardized Approach (CRISTA) application, which has been adjusted to the requirements of the OJK Circular Letter.

Based on standardized approach, the calculation of RWA is generally carried out with reference to risk weights in accordance with Bank Indonesia and rating agencies set by Financial Services Authority (OJK). Currently, the Company uses the ratings issued by external rating agencies, such as Pefingkat Efek Indonesia (Pefindo), Fitch Ratings Indonesia, Fitch Ratings, Moody's Indonesia, Moody's, and Standard & Poor's. However, in order to improve the quality of the loan disbursement process and referring to the regulator roadmap for the implementation of Basel II internal model approach, the Risk Management Work Unit (SKMR) is developing an internal rating model for the retail and corporate segments that will be applied internally, including the necessary infrastructure.

As well as for credit risk, determination of capital management, CAR with market risk, was performed by using the Standardized Approach,

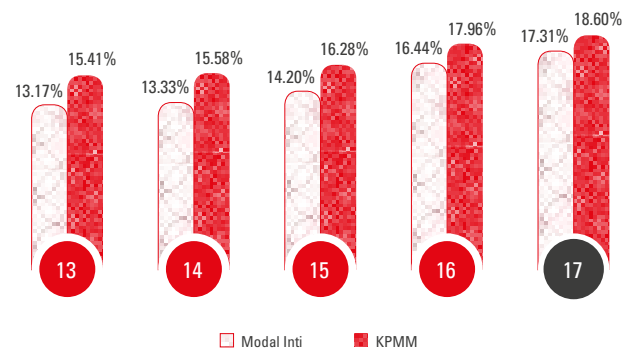
which includes the calculation of interest rate risk and exchange rate risk.

Meanwhile, the Company measures its capital adequacy for operational risk using the Basic Indicator Approach (PID). Under this method, the Company allocates a minimum capital requirement for operational risk based on historical data that is equal to the average of the sum of annual positive gross income over the last 3 years multiplied by an applicable constant of 15%. The Company also allocates operational risk reserve provision for operational losses.

The Company's CAR for 2017 was rated satisfactory, above the requirements set by Bank Indonesia. The capital growth trend based on the Bank Business Plan (RBB) also demonstrates the ability to support the Company's business expansion in the future. In December 2017, the core capital ratio to risk-weighted assets was 17.02% for Bank only and 17.32% for consolidated ratio. While overall, the consolidated CAR in December 2017 reached 18.60% and Bank only CAR was 18.23%. These are in accordance with OJK Letter No. 34/POJK.03/2016 where a minimum of 9% - 10% of Risk Weighted Assets, both bank-only and consolidated for a company with a risk rating

of 2 (low-to-moderate).

The Company's capital adequacy in reference to regulation concerning the minimum core capital of 6% over a period of 5 years can be described as follows:



Similarly, if associated with incentives for Statutory Reserves (GWM) and Loan to Deposit Ratio (LDR), the Bank's CAR complies with the minimum 14% required by Bank Indonesia for a company with LDR above target with the target of 92%. Bank performance is therefore in accordance with the Bank Indonesia regulation as stated in PBI No. 18/14/PBI/2016 on the Fourth Amendment to PBI No. 15/15/PBI/2013 which came into effect on 24 August 2016.

Below are the Company's CAR components on a consolidated basis, as of December 2017 :

Description	Individual (in million rupiah)	Consolidated (in million rupiah)
Capital Tier 1	34,285,916	35,527,330
Common Equity Tier 1	34,285,916	35,527,330
Capital Tier 2	2,441,759	2,642,037
Total Capital	36,727,675	38,169,367
Total RWA	201,444,293	205,118,272
CAR	18.23%	18.61%
Capital Tier 1 to RWA	17.02%	17.32%
Common Equity Tier 1 to RWA	17.02%	17.32%
Tier 2 Ratio	1.21%	1.29%



RISK MANAGEMENT

The Company has good access to capital sources, as well as the support of the parent company, which has a vision to advance the Company into the future. Since 2012, the Company has not paid dividends so that the dividend payout ratio is 0%. The dividend payout plan and capital increase for the Subsidiary is established by maintaining the CAR level at the optimum level, in accordance with the minimum requirements set by regulators and by considering the Company's future business strategy.

In addition, referring to POJK Regulation No. 26/POJK.03/2015, the Company has reported the integrated minimum capital requirement for financial conglomerates. As of December 2017, the integrated minimum capital adequacy ratio for the CIMB Indonesia financial conglomerate was 161%, which was above the minimum requirement at 100%.

D. Capital Governance

Management possesses excellent competence in managing the capital, whereby the Board of Directors and Board of Commissioners

perceive capital planning as an essential factor in achieving strategic objectives. This is reflected by the Company's performance and the performance of its Subsidiary, through an observation on the quality of risk management on an on-going basis, regular assessment by Internal Audit, policy regarding dividends, as well as management commitment to uphold strategy and objectives stated in the Bank Business Plan (RBB).

The Company has working units involved in addressing Capital Management including Asset Liability Management (ALM), Financial and Controller Planning Group (FCPG), Treasury & Capital Markets, Risk Management, and Strategy & Finance, all of which, collectively or separately, report to the Capital Management Committee. The objective of the Capital Management Committee is to:

1. Set, achieve, and maintain a safe and optimal capital target, and an efficient capital structure for the Bank
2. Ensure the diversification of capital sources
3. Allocate the capital efficiently among operational entities and business units in alignment with the Bank's business strategy and relevant capital return

E. Quantitative Disclosures

Table 1. Disclosure of Basel III Capital Framework

Chapter 1: Capital Components

No.	Component	Total (in million Rupiah)	No. Ref. from Consolidated Balance Sheet 1)
Common Equity Tier 1 capital: instruments and reserves			
1.	Common shares (including stock surplus)	8,459,817	c
2.	Retained earnings	25,325,034	d
3.	Accumulated other comprehensive income (and other reserves)	3,455,244	e
4.	Directly issued capital subject to phase out from CET1 (only applicable to non-joint stock companies)	N/A	
5.	Common share capital issued by subsidiaries and held by third parties (amount allowed in group CET1)	-	
6.	Common Equity Tier 1 capital before regulatory adjustments	37,240,095	
Common Equity Tier 1 capital: regulatory adjustments			
7.	Prudential valuation adjustments	-	
8.	Goodwill (net of related tax liability)	-	
9.	Other intangibles other than mortgage-servicing rights (net of related tax liability)	1,281,805	a
10.	Deferred tax assets that rely on future profitability excluding those arising from temporary differences (net of related tax liability)	N/A	



No.	Component	Total (in million Rupiah)	No. Ref. from Consolidated Balance Sheet 1)
11.	Cash-flow hedge reserve	N/A	
12.	Shortfall of provisions to expected losses	N/A	
13.	Securitisation gain on sale (as set out in paragraph 562 of Basel II framework)	-	
14.	Gains and losses due to changes in own credit risk on fair valued liabilities	-	
15.	Defined-benefit pension fund net assets	N/A	
16.	Investments in own shares (if not already netted off paid-in capital on reported balance sheet)	N/A	
17.	Reciprocal cross-holdings in common equity	-	
18.	Investments in the capital of Banking, financial and insurance entities that are outside the scope of regulatory consolidation, net of eligible short positions, where the Bank does not own more than 10% of the issued share capital (amount above 10% threshold)	N/A	
19.	Significant investments in the common stock of banking, financial and insurance entities that are outside the scope of regulatory consolidation, net of eligible short positions (amount above 10% threshold)	N/A	
20.	Mortgage servicing rights (amount above 10% threshold)	-	
21.	Deferred tax assets arising from temporary differences (amount above 10% threshold, net of related tax liability)	N/A	
22.	Amounts exceeding the 15% threshold	N/A	
23.	of which: significant investments in the common stock of financials	N/A	
24.	of which: mortgage servicing rights	N/A	
25.	of which: deferred tax assets arising from temporary differences	N/A	
26.	National specific regulatory adjustments	N/A	
26a.	Difference between PPA and CKPN	-	
26b.	PPA on non-productive assets	253,047	
26c.	Deferred Tax Assets	177,849	f
26d.	Investments	0	
26e.	Shortfall in capital of affiliates engaged in insurance	-	
26f.	Securitization exposure	-	
26g.	Others	-	
27.	Regulatory adjustments applied to Common Equity Tier 1 due to insufficient Additional Tier 1 and Tier 2 to cover deductions	-	
28.	Total regulatory adjustments to Common equity Tier 1	1,712,702	
29.	Common Equity Tier 1 capital (CET1)	35,527,394	
	Additional Tier 1 capital: instruments		
30.	Directly issued qualifying Additional Tier 1 instruments plus related stock surplus	-	
31.	of which: classified as equity under applicable accounting standards	-	
32.	of which: classified as liabilities under applicable accounting standards	-	
33.	Directly issued capital instruments subject to phase out from Additional Tier 1	N/A	
34.	Additional Tier 1 instruments (and CET1 instruments not included in row 5) issued by subsidiaries and held by third parties (amount allowed in group AT1)	-	
35.	of which: instruments issued by subsidiaries subject to phase out	N/A	
36.	Additional Tier 1 capital before regulatory adjustments	-	
	Additional Tier 1 capital: regulatory adjustments		
37.	Investments in own Additional Tier 1 instruments	N/A	
38.	Reciprocal cross-holdings in Additional Tier 1 instruments	-	
39.	Investments in the capital of Banking, financial and insurance entities that are outside the scope of regulatory consolidation, net of eligible short positions, where the Bank does not own more than 10% of the issued common share capital of the entity (amount above 10% threshold)	N/A	
40.	Significant investments in the capital of banking, financial and insurance entities that are outside the scope of regulatory consolidation (net of eligible short positions)	N/A	
41.	National specific regulatory adjustments		
41a.	Placement of funds in AT1 instruments in other banks	-	
42.	Regulatory adjustments applied to Additional Tier 1 due to insufficient Tier 2 to cover deductions	-	



RISK MANAGEMENT

No.	Component	Total (in million Rupiah)	No. Ref. from Consolidated Balance Sheet 1)
43.	Total regulatory adjustments to Additional Tier 1 capital	-	
44.	Additional Tier 1 capital (AT1)	-	
45.	Tier 1 capital (T1 = CET 1 + AT 1)	35,527,394	
	Tier 2 capital: instruments and provisions		
46.	Directly issued qualifying Tier 2 instruments plus related stock surplus	636,772	b
47.	Directly issued capital instruments subject to phase out from Tier 2	N/A	
48.	Tier 2 instruments (and CET1 and AT1 instruments not included in rows 5 or 34) issued by Subsidiary and held by third parties (amount allowed in group Tier 2)	-	
49.	of which: instruments issued by subsidiaries subject to phase out	N/A	
50.	Provisions	2,012,239	a
51.	Tier 2 capital before regulatory adjustments	2,649,010	
	Tier 2 capital: regulatory adjustments		
52.	Investments in own Tier 2 instruments	N/A	
53.	Reciprocal cross-holdings in Tier 2 instruments	-	
54.	Investments in the capital of banking, financial and insurance entities that are outside the scope of regulatory consolidation, net of eligible short positions, where the bank does not own more than 10% of the issued common share capital of the entity (amount above the 10% threshold)	N/A	
55.	Significant investments in the capital banking, financial and insurance entities that are outside the scope of regulatory consolidation (net of eligible short positions)	N/A	
56.	National specific regulatory adjustments		
56a.	Sinking fund	-	
56b.	Placement of funds in Tier 2 instruments in other banks	-	
57.	Total regulatory adjustments to Tier 2 capital	-	
58.	Tier 2 capital (T2)	2,649,010	
59.	Total capital (TC = T1 + T2)	38,176,404	
60.	Total risk weighted assets	205,238,857	
	Capital ratios and buffers		
61.	Common Equity Tier 1 (as a percentage of risk weighted assets)	17.31%	
62.	Tier 1 (as a percentage of risk weighted assets)	17.31%	
63.	Total capital (as a percentage of risk weighted assets)	18.60%	
64.	Institution specific buffer requirements (minimum CET1 requirement plus capital conservation buffer plus countercyclical buffer requirements plus G-SIB buffer requirement, expressed as a percentage of risk weighted assets)	10.36%	
65.	of which: capital conservation buffer requirement	1.250%	
66.	of which: bank specific countercyclical buffer requirement	0.00%	
67.	of which: G-SIB buffer requirement	0.50%	
68.	Common Equity Tier 1 available to meet buffers (as a percentage of risk weighted assets) National minimum (if different from Basel 3)		
69.	National Common Equity Tier 1 minimum ratio (if different from Basel 3 minimum)	N/A	
70.	National Tier 1 minimum ratio (if different from Basel 3 minimum)	N/A	
71.	National total capital minimum ratio (if different from Basel 3 minimum)	N/A	
	Amounts below the thresholds for deduction (before risk weighting)		
72.	Non-significant investments in the capital of other financials	N/A	
73.	Significant investments in the common stock of financials	N/A	
74.	<i>Mortgage servicing rights (net of related tax liability)</i>	N/A	
75.	Deferred tax assets arising from temporary differences (net of related tax liability)	N/A	
	Applicable caps on the inclusion of provisions in Tier 2		
76.	Provisions eligible for inclusion in Tier 2 in respect of exposures subject to standardized approach (prior to application of cap)	N/A	
77.	Cap on inclusion of provisions in Tier 2 under standardized approach	N/A	
78.	Provisions eligible for inclusion in Tier 2 in respect of exposures subject to internal ratings-based approach (prior to application of cap)	N/A	
79.	Cap for inclusion of provisions in Tier 2 under internal ratings-based approach	N/A	

No.	Component	Total (in million Rupiah)	No. Ref. from Consolidated Balance Sheet 1)
Capital instruments subject to phase-out arrangements (only applicable between 1 Jan 2018 and 1 Jan 2022)			
80.	Current cap on CET1 instruments subject to phase out arrangements	N/A	
81.	Amount excluded from CET1 due to cap (excess over cap after redemptions and maturities)	N/A	
82.	Current cap on AT1 instruments subject to phase out arrangements	N/A	
83.	Amount excluded from AT1 due to cap (excess over cap after redemptions and maturities)	N/A	
84.	Current cap on T2 instruments subject to phase out arrangements	N/A	
85.	Amount excluded from T2 due to cap (excess over cap after redemptions and maturities)	N/A	

Table 1. Disclosure of BASEL III Capital Framework
Chapter 2: Capital Reconciliation

No.	POST	Published Balance	Consolidated Balance Sheets with consolidated coverage based on prudential provisions
		31 December 2017	31 December 2017
Assets			
1.	Cash	3,895,997	3,895,997
2.	Placements with Bank Indonesia	24,013,512	24,013,512
3.	Interbank placements	4,407,164	4,407,164
4.	Spot and derivative claims	280,293	280,293
5.	Securities	-	-
	a. Measured at fair value through profit and loss	4,085,041	4,085,041
	b. Available for sale	25,423,068	25,423,068
	c. Held-to-maturity	8,943,987	8,943,987
	d. Loans and receivables	-	-
6.	Securities sold under repurchase agreements (repo)	-	-
7.	Claims on securities bought under reverse repo	-	-
8.	Acceptance claims	4,184,965	4,184,965
9.	Loans	-	-
	a. Measured at fair value through profit and loss	-	-
	b. Available for sale	-	-
	c. Held-to-maturity	-	-
	d. Loans and receivables	168,421,270	168,421,270
10.	Sharia financing	16,694,536	16,694,536
11.	Equity Investment	4,464	4,464
12.	Impairment on financial assets -/-	-	-
	a. Securities	(38,556)	(38,556)
	b. Loans	(7,308,040)	(7,308,040)
	c. Others	(458,260)	(458,260)
13.	Intangible assets	2,558,339	2,558,339
	Accumulated amortisation or intangible asset -/-	(1,018,074)	(1,018,074)



RISK MANAGEMENT

No.	POST	Published Balance	Consolidated Balance Sheets with consolidated coverage based on prudential provisions
		31 December 2017	31 December 2017
14.	Fixed assets and equipment	7,627,294	7,627,294
	Accumulated depreciation or property, plant and equipment -/-	(2,507,386)	(2,507,386)
15.	Non productive asset	-	-
	a. Abandoned properties	8,164	8,164
	b. Foreclosed assets	393,577	393,577
	c. Suspense account	226,052	226,052
	d. Interbranch receivables	-	-
	i. Conducting operational activities in Indonesia	-	-
	ii. Conducting operational activities outside Indonesia	-	-
16.	Impairment on non financial assets -/-	-	-
17.	Leasing	19,607	19,607
18.	Deferred tax assets	177,849	177,849
19.	Other assets	6,270,582	6,270,582
	Total Assets	266,305,445	266,305,445
	Liabilities and Shareholders' Equity		
	LIABILITIES		
1.	Current accounts	47,442,259	47,442,259
2.	Savings accounts	45,456,923	45,456,923
3.	Time deposits	76,510,056	76,510,056
4.	Revenue sharing investments	19,907,958	19,907,958
5.	Liabilities to Bank Indonesia	1	1
6.	Interbank liabilities	6,884,335	6,884,335
7.	Spot and derivative liabilities	110,823	110,823
8.	Liabilities on securities sold under repurchase agreement	9,378,703	9,378,703
9.	Acceptance liabilities	4,184,965	4,184,965
10.	Issued securities	6,228,613	5,403,613
11.	Borrowings		
	a. Subordinated loans	1,596,772	1,596,772
	b. Other Borrowings	4,984,722	5,809,722
12.	Security deposits	172,033	172,033
13.	Interbranch liabilities		
	a. Conducting operational activities in Indonesia	38,137	38,137
	b. Conducting operational activities outside Indonesia	-	-
14.	Deferred tax liabilities	-	-
15.	Other liabilities	6,458,149	6,458,149
16.	Profit sharing investment	-	-
	Total Liabilities	229,354,449	229,354,449



No.	POST	Published Balance	Consolidated Balance Sheets with consolidated coverage based on prudential provisions
		31 December 2017	31 December 2017
EQUITY			
17.	Issued and fully paid in capital		
	a. Capital	2,900,000	2,900,000
	b. Unpaid capital -/-	(1,287,743)	(1,287,743)
	c. Treasury Stock -/-	(242,902)	(242,902)
18.	Addition paid-in capital		
	a. Agio	7,033,450	7,033,450
	b. Disagio -/-	-	-
	c. Donated capital	-	-
	d. Funds for paid up capital	-	-
	e. Others	57,011	57,011
19.	Other comprehensive gain/(loss)		
	a. Translation adjustment from foreign currency	-	-
	b. Gain/(loss) on value changes of financial assets categorized as available for sale	25,822	25,822
	c. Effective portion of cash flow hedge	-	-
	d. Gains on fixed asset revaluation	3,077,883	3,077,883
	e. Portion of other comprehensive income from associates	-	-
	f. Gains/(loss) on defined benefit actuarial program	(249,141)	(249,141)
	g. Income tax of other comprehensive income	-	-
	h. Others	-	-
20.	Difference in quasi-reorganisation	-	-
21.	Difference in restructuring of entity under common control	-	-
22.	Other equity	-	-
23.	Reserves		
	a. General reserves	351,538	351,538
	b. Appropriated reserves	-	-
24.	Transaction with non-controlling interest	(35,723)	(35,723)
25.	Gain/(Loss)		
	a. Previous years	22,342,245	22,342,245
	b. Current year	2,977,675	2,977,675
	Total Equities Attributable to Owners	36,950,115	36,950,115
26.	Non-controlling interest	881	881
	Total Liabilities and Equity	266,305,445	266,305,445



RISK MANAGEMENT

Table 1. Capital Disclosures Under the Basel III Framework

Chapter 3: Detailed Features of Capital Instruments

Detail Features of Capital Instruments Disclosure		Subordinate II	Shares
No.	Question	Answer	Answer
1.	Issuer	PT Bank CIMB Niaga Tbk	PT Bank CIMB Niaga Tbk
2.	Identification Number	BNGA02SB	BNGA
3.	Applicable Law Instrument treatment based on CAR:	Indonesian law	Indonesian law
4.	During the transition period	N/A	N/A
5.	After Transition	Tier 2	CET 1
6.	Is the instrument eligible for Solo/Group or Group and Solo	Group and Solo	Group and Solo
7.	Type of instrument	Subordinate Loan	Common shares
8.	Amount recognized in CAR	636,772	8,459,817
9.	Par value of instrument	1,600,000	Class A: Rp5,000 (full amount) per share Class B: Rp50 (full amount) per share
10.	Accounting classification	<i>Liabilitas - Amortised Cost</i>	Equity
11.	Issue date	23/12/2010	Effective Registration:: - Initial Public Offering: 02/10/1989 - Limited Public Offering I: 26/09/1992 - Limited Public Offering II: 29/10/1996 - Limited Public Offering III: 04/08/1999 - Limited Public Offering IV: 25/08/2005 - Limited Public Offering V: 03/11/2010
12.	No due date (perpetual) or with due date	With due date	<i>No due date</i>
13.	Due date	23/12/2020	N/A
14.	Execution of a call option on the approval of the Bank Commissioners	No	N/A
15.	Call option date, amount of withdrawal and other requirements of call option (if any)	N/A	N/A
16.	Subsequent call option Coupon/dividend Coupon/dividend	N/A	N/A
17.	Fixed or floating	<i>Fixed</i>	<i>Floating</i>
18.	The coupon rate or other reference index	10.85%	N/A
19.	Whether or not dividend stopper	No	No
20.	Fully discretionary, partial or mandatory	<i>Mandatory</i>	<i>Mandatory</i>
21.	Is there any step up feature or other incentive?	No	No
22.	Non-cumulative or cumulative	<i>Cummulative</i>	<i>Noncumulative</i>
23.	Convertible or non-convertible	<i>Non-convertible</i>	<i>Non-convertible</i>
24.	If convertible, what is the trigger point	N/A	N/A
25.	If convertible, whether full or partial	N/A	N/A
26.	If convertible, what is the conversion rate	N/A	N/A
27.	If convertible, mandatory or optional	N/A	N/A
28.	If convertible, what is the instrument conversion type	N/A	N/A
29.	If convertible, mention the issuer of the instrument it converts into	N/A	N/A
30.	Write-down feature	No	No
31.	If write-down; what is the trigger	N/A	N/A
32.	If write-down; whether full or partial	N/A	N/A



Detail Features of Capital Instruments Disclosure		Subordinate II	Shares
No.	Question	Answer	Answer
33.	If write-down, is it permanent or temporary	N/A	N/A
34.	If temporary write-down, explain documentation mechanism	N/A	N/A
35.	Hierarchy of instruments at the time of liquidation	Subordinate I is pari passu without any preference to the rights of all other subordinated creditors, but lower than the preferential creditor, privileged creditors and unsecured creditors which are not holders of subordinated bonds	This instrument is a paid-up capital and is subordinated to other capital components. Available to absorb losses incurred prior to or upon liquidation.
36.	Are there features that are non-compliant?	No	No
37.	If yes, explain for non-compliant features	N/A	N/A

II. Disclosure of Risk Exposure and Risk Management

DISCLOSURE OF RECOVERY PLAN FOR SYSTEMIC BANKS

A. Objective of Recovery Plan

In line with the mission of Republic of Indonesia Government on the prevention and handling of financial system crisis (Law of the Republic of Indonesia No. 9 of 2016) and in order to support the national economy, a Recovery Plan that has been prepared by the Bank focusing on achieving and maintaining financial system stability. The Recovery Plan is the Bank's commitment to:

1. Support financial system stability in facing a financial crisis threats due to several financial stress conditions.
2. Prevent and handle systemically important Bank problems and issues, in which the Bank has determined steps to be taken during financial stress condition that may be detrimental to the Bank's business continuity.

The Recovery Plan has been adjusted with Company conditions and refers to OJK Regulation No. 14/POJK.03/2017 regarding Recovery Plan for Systemic Banks, as follows:

1. General Business Overview through line business identification and bank critical functions.
2. Bank's interdependent financial identification and operations with parent company, affiliated companies and subsidiaries as well as critical systems in order to run the business.
3. Identify of financial stress conditions that may be faced by the bank both market-wide and idiosyncratic.

4. Conduct stress testing against financial scenarios identified and may occurred in order to promote bank resilience testing in financial stress conditions.
5. Stipulation of financial indicators which become a limitation of the Recovery Plan determination.
6. Determination of recovery action to be executed in handling of any financial crisis, as outlined in the recovery options.
7. Arrangement of framework and governance in recovery plan management, both in terms of maintenance, execution, updating, as well as the communication process of the Recovery Plan.

B. Recovery Plan Framework

i. General Business Overview

The General Business Overview is conducted through business lines of the Bank. The internal assessment process is carried out in order to establish business lines considered core and non-core as well as critical and non-critical. The Company conducts internal assessments to determine the business lines considered critical and non-critical to identify roles of each business line in the banking industry, so that the bank can determine business lines to be maintained when financial stress occurred.



RISK MANAGEMENT

ii. Financial and Operational Interdependency Identification

Bank conducts assessment of financial and operational interdependencies with parent company, affiliated companies and subsidiaries, as well as systems considered critical in order to assess potential impacts due to the financial stress conditions against its interdependence.

iii. Scenario Test (Financial Stress) and Stress Testing Identification

CIMB Niaga identifies stress scenarios and potential financial stress conditions caused by market-wide or idiosyncratic factors that may have a detrimental effect on the bank's business continuity. Market-wide financial stress is caused by macroeconomic factors and experienced by the entire market, while idiosyncratic financial stress is caused by an event that experienced only by the Bank. Bank also conducts periodic stress testing in order to test Bank resilience of possible stress scenarios that may affect to financial indicators that has been determined by Bank.

iv. Determination of Recovery Plan Indicators

In determining the limit of the Recovery Plan's activation, Bank has determined indicators of financial ratios. In the determination and stipulation of the Recovery Plan indicators, Bank has classified the following four (4) indicator types:

- a. Capital
- b. Liquidity
- c. Profitability
- d. Asset Quality

v. Recovery Options

Bank has established recovery options in order to maintain Bank's business continuity in facing of financial distress. The options will be executed if recovery plan indicator has been exceed; however, some actions have been conducted prior to the Recovery Plan activation in order to prevention. The established recovery options have been adjusted to bank conditions and have been selected based on credibility and feasibility of each option.

vi. Governance

CIMB Niaga has established Recovery Plan governance, in which the Capital Management & Recovery Plan Committee (CMRPC) as a executive committee that has been appointed to supervise the Recovery Plan. The Committee has also appointed as a organization that will oversee Recovery Plan activation during current recovery period, assisted by other committees, such as the Crisis Management Committee (CMC) and the Funding Crisis Management Team (FCMT), as well as other supporting units. In carrying out its duties, the CMRPC is supervised by the Board Management Committee (BMC) and the Board of Commissioners. Reporting of the recovery plan indicator is conducted in monthly basis and reported to the Risk Management Committee (RMC). The framework and governance of the Recovery Plan have been well documented, including steps of recovery plan activation and internal-external communication processes when Bank is in the recovery phase.

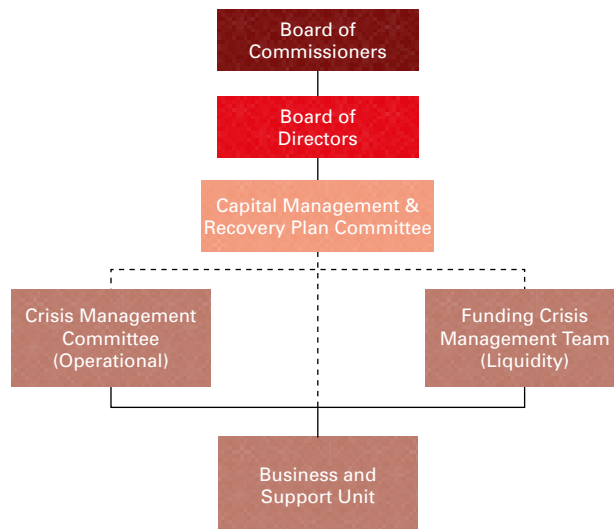
vii. Communication

Communication process for the Recovery Plan will be in line with the Bank's Communications and Disclosure Plan, in which the Crisis Communication Management Team (CCMT) is the parties that has been appointed by Bank for internal and external communication with stakeholders in the recovery phase. In communication process, CCMT's task is to choose strategy communication as well as communication flow.

C. Recovery Plan Governance

CIMB Niaga has appointed CMRPC as a executive committee that supervises Recovery Plan management. Recovery Plan management is also supervised by the Board of Directors and Board of Commissioners. Document updating is conducted periodically in order to adjust business conditions experienced by Bank. In recovery plan document management, CMRPC assisted by Board of Directors and Senior Management.

Recovery Plan Indicator Monitoring



Monthly Indicator Report





RISK MANAGEMENT

A. Credit Risk

Disclosure of Credit Risk Exposure and Credit Risk Management

Credit risk is due to failure of the debtors and/or other parties in fulfilling their obligations to the Company. Most of these risks arise from lending activities conducted by the Company. In addition, Credit risk may appear from a variety of financial instruments such as securities, acceptances, inter-bank transactions, trade finance transactions, exchange rate and derivative transactions, as well as commitments and contingencies.

The Bank still faces considerable challenges primarily due to the slowing down of macro-economic growth that impacted loan growth and customers' payment ability. In terms of asset quality, the ratio of Non Performing Loans (NPL) is relatively stable compared to the previous year. As one of the mitigation measures of credit risk, the Company has prepared sufficient provisions to cover potential credit losses. The Bank through the Credit Quality Committee has determined the amount of provisions allocated according to the needs and relevant conditions.

With respect to the current below par macro economic conditions that may affect credit growth and customers loan repayment capability, the Company is conducting remedial measures and refinement to improve the quality of assets as divided into three (3) areas, namely: (a) management of problematic loans, (b) acquisition of credit and monitoring of existing debtors, and (c) Credit Risk Management Information System.

Governance

The Company already has a credit risk management organization on all fronts, in order to build and maintain the Company's lending activities to be in accordance with prudential banking principles, applicable regulations, and the Company's appetite. The Board of Commissioners and the Board of Directors actively monitor through

periodic evaluations the implementation of credit risk management. To support this, the Company has an executive committee, at the level of the Board of Commissioners and Board of Directors.

The Board of Commissioners is assisted by the Risk Oversight Committee (KIPER) working side by side with the Audit Committee and Nomination and Remuneration Committee. At the Board of Directors level, the management and control of the Company's risk including credit risk is the responsibility of the Risk Management Committee (RMC).

In addition, the Company also has the Credit Policy Committee (CTF), which specifically conducts discussions, reviews and approval of credit policies. Both Committees are chaired by the President Director. At the transactional level, the Company delegates the authority on credit approval to the Credit Committee and in the form of the Joint Delegated Authority or Single Limit Holder, based on the recommendation from Credit Reviewers and the considerations of the Business Unit and other units such as Legal and Compliance. The Credit Committee consists of the Board of Directors and Senior Management with the level of authority tailored to the level of risk and decision-making competence.

In this regard, the Company seeks to establish systems that not only consider the return factor, but also the level of risk which must be in accordance with the Company's capacity avoidance of conflict of interest. The Company also has an Asset Quality Committee (chaired by the Director of Credit) responsible for approving or guiding on the handling or settlement of non-performing loans. Meanwhile, the NPL Credit Committee (chaired by the Director of Finance & Strategy) gives approval for measures to be taken and amount of credit reserves that should be allocated to non-performing loans.



Corporate governance is supported by credit risk management organization tools at all levels in order to build and maintain the Company's credit activity. The Risk Management Director is responsible for managing risk including credit risk at the portfolio level among others related to the management/administration of credit policies and credit risk limit exposure on the portfolio. In managing credit risk, the Risk Management Director along with Credit Director are responsible for managing risk at the transactional level, collaborating in developing credit policies and strategies, portfolio limits, credit model and its validation.

CIMB Niaga has the Risk Management Unit (SKMR) that manages the risk portfolio Bank-wide. SKMR's task is to facilitate Board of Commissioners and Board of Directors in active monitoring on credit risk, by (i) coordinating the establishment of Risk Management Strategy, Risk Management Policy, Risk Appetite and Risk Limits related to credit risk, (ii) monitoring the implementation of Strategy, Policies, Appetite, and Limits related to credit risk, (iii) development and refinement of the Risk Management Framework related to credit risk and, (iv) conduct credit model development and validation. SKMR is under the Directorate of Risk Management that is independent from Business Units.

Other work units that are involved in the loan process, namely:

Working Units in credit risk management :

- a. Business Units, both retail and non-retail, handle credit application by enclosing a feasibility analysis of prospective customers;
- b. The Consumer Credit Risk Unit performs analysis, review, approval, and book keeping processes for retail (consumption) credit, while the Consumer Collection and Recovery Unit perform the handling of non-performing loans. The units are under the Directorate of Consumer Banking, but their functions are limited by the policy, risk strategy, and credit model established by the SKMR unit.
- c. For non-retail credit, the initiation process is carried out by the Business Unit, which is then reviewed and validated by the Business Credit Team (under the Business Unit). Subsequently, the decision (approval or disapproval) of the Credit Breaker originates from the Directorate of Credit and/or Business Unit.
- d. Approver can be in the form of a Committee, Joint Delegated Authority, or Single Limit Holder consisting of the Board of Directors and/ or Senior Management, or other appointed Bank Executives Officers who responsible for making decision of transactional credit approval based on their authority which aligned to their risk level and decision maker competence. Decisions are taken properly by taking into account the precautionary principle, risk appetite of the Bank, as well as efforts to avoid conflicts of interest;
- e. The Credit Administration Unit (under the Credit Directorate) is in charge of the execution of credit disbursements after the approval from the Credit Committee and has undergone binding agreement assisted by the Legal Unit. In the process of credit disbursement, Credit Administration Unit must ensure the prerequisite loan documents are in in order;
- f. Post-Mortem Unit (under the Credit Directorate) coordinates the monitoring of existing clients in order to detect early deterioration signals;
- g. Non-Performing Loan Resolution Unit (under the Credit Directorate) is in charge of executing steps needed in the handling of non-performing loans, such as collection efforts, restructuring, and litigation.



RISK MANAGEMENT

Policies, Procedures, and Establishment of Limits

The Company credit policies are guidelines for the implementation of the credit process, such as the Credit Manual, and the Sharia Financing Manual, including which of its operational procedures will be outlined in more detail as a guide for the company in approving loans and complying with the prudential principle. The Risk Management Unit (SKMR) also contains the Credit Policy Unit and Operations Policy in collaboration with the business units for periodic reviews on credit and operational policies and procedures.

To ensure credit risk exposure is in accordance with the risk appetite, the Company assigns limits among others credit decision-making authority limit that is tailored to decision-making competence and risk level. In addition, the Company has established policies and methodologies to maintain a credit risk aligned with the Legal Lending Limit (LLL) pursuant to regulatory policies, and to set the maximum limit of exposure per industry sector in an effort to monitor and manage concentration credit portfolio in detail as follows :

- Legal Lending Limit (LLL) is a limit mechanism or maximum percentage for funds allowed against Bank's capital based on regulatory requirement.
- The Sector Limit is the mechanism to determine the maximum limit of credit exposure in a particular sector by considering the appetite and the size of the sector's GDP contribution in Indonesia. Furthermore, the Bank's credit exposures in each sector will be monitored periodically to ensure that they do not exceed the specified limit.
- Risk Posture; a direction in determining the level of credit risk based on Bank's segmentation; its monitoring includes in respective limitations regarding composition of the portfolio of each business unit.

- The Exposure Limit Review (ELR) is the process of reviewing the maximum exposure limits provided by the Bank towards each retail portfolio. ELR review and approval process is conducted regularly every year or 2 years. Furthermore, credit exposure for each retail portfolio is monitored periodically to ensure that it does not exceed the approved limits.

Risk Management Process

- Credit Risk Assessment
 - Credit Risk is assessed based on credit worthiness or client's asset quality. For funding/loan portfolio, the current size that used by Bank in determining credit worthiness are:
 - a. Client payment promptness status (delinquency), which is one of the considerations in determining client collectibility status;
 - b. Watch List status as an outcome from early detection (Early Recognition Watch-List/ERWL) before a client is categorized as Impaired. A description of ERWL is defined under risk supervision and control part below.
 - c. Internal ratings : currently the Company has implemented and continues to develop a system called ICRES (Internal Credit Rating System) for the application of internal rating models of corporate and some commercial clients, as well as the CRDE (Centralized Retail Decision Engine) system for internal scoring model application for retail customers, as an effort to improve the quality of the risk measurement process for both new and existing clients.



Furthermore, the credit worthiness and the quality of credit risk mitigation are the basis for determining the adequacy of provisioning/ credit provision. Credit provisioning is required in order to protect the Company's capital in the event of non-performing loans. Credit risk is to be realized as a loss if credit problem could not be redeemed, and as a consequence the Company must write it off, in whole or in part. In relation to capital, credit risk assessment carried out by RWA Credit in which the Company uses the standardized approach based on OJK Letter No. 42/SEOJK.03/2016 regarding guidelines to calculate Risk Weighted Assets (RWA) for credit risk using the Standard Approach.

Monitoring and Control of Credit Risk

a. Transactional Level

- **Annual Review**, a review mechanism for loans is completed at least once a year to determine whether the credit worthiness of customers remain the same as when the loan was first granted;
- **Early Recognition Watch List (ERWL)**, the identification of a client's potential credit risk based on aspects such as: business prospects, financial condition as well as other factors that influence the client's payment ability. The outcome of ERWL is the Watch-List status (High-Medium-Low) on each client's credit worthiness. Currently, ERWL is conducted quarterly on all corporate clients, in addition to some commercial clients and SMEs.
- **Thematic Portfolio Review**, review process of debtors which exposed to thematic risk; in this case the volatility of macroeconomic indicators such as commodity prices (for example: oil and gas) and exchange rates (wrong way risk).

The control of the transactional monitoring mechanisms can be in the forms of: (i) account planning adjustments and credit term, (ii) early restructuring proposals, (iii) follow-up request to the client, according to the capacity of the Company, (iv) adjustment of required provision/ credit provision amount.

b. Portfolio Level

- **Risk Appetite Statement Monitoring** (credit risk), bank-wide monitoring of key credit risk indicators in order to ensure with the required appetite.
- **Risk Profile** (Credit Risk), an overview of the risk conditions based on the required indicators from the regulator (Inherent and Risk Management Quality).
- **Risk Report** (Credit Risk), a report containing of loan portfolio monitoring and analysis which include (i) a general overview on the composition, concentration levels, and the quality of the assets/ loan portfolio, (ii) trend movement, and (iii) specific areas that require the Board of Directors attention. The Risk Report is submitted to the Risk Management Committee on a monthly basis in order to facilitate Bank-wide credit risk management function by Board of Directors.
- **BMPK Limit Monitoring, Sector Limit Monitoring and Risk Posture Tracking**, as explained in the previous section, in order to monitor the suitability of the conditions and movement of the loan portfolio towards the established limits.
- **Asset Quality and Provision Forecast**, in order to predict the level and amount of asset quality and credit provision based on historical data.



RISK MANAGEMENT

- **Stress Test** (Credit Risk), conducted at least 2 (two) times a year to estimate credit risk exposure, as well as the potential for deteriorating credit quality under various stress conditions or scenarios. The stress tests are conducted both in a quantitative and qualitative manner to (a) identify decisions and actions to be taken by the Company in order to avoid or minimize negative impact on the Company in the event of stress conditions, and (b) to ensure that bank capital is adequate in the stress scenario.

In general, the purpose of the various loan portfolio monitoring methodologies above is to capture signs of deterioration as early as possible so that measures can be taken such as, adjustment of strategies, policies, appetite, credit risk exposure limits, as well as ensuring the adequacy of reserves and bank's capital to control credit risk.

Internal Control

The Company has a credit risk management internal control system that includes regular monitoring by the Board of Commissioners and Board of Directors, and a control culture that involves all lines of business. The Company has a system to identify and assess credit risk, as well as a control system with clear separation of functions in managing risks.

The Company's accounting system is in accordance with applicable regulations, information and effective communication systems for the management of credit risk. Credit risk exposure monitoring is conducted periodically and immediate corrective action is taken so that credit risk can be preserved in accordance with the Company's risk tolerance limits. Should there be a deviation the Company will take the necessary steps to restore the risk to an acceptable level, involving senior management or appropriate executive committee in accordance with the scale of irregularities.

Credit risk control system reviews are performed by SKMR and SKAI in agreement with Risk Management Policy. Internal inspection is periodically carried out by Internal Audit and followed up by the related units. In addition, to improve the risk management process, the Company has established an anti-fraud unit which among other matters aims to increase risk awareness of the Company's business risks

Definition of Matured Claims

Matured Claims are claims that are overdue for more than 90 (ninety) days, either principal payment and or interest payments.



Definition of Impairment

A claim that has dropped in value/impair is determined based on the financial asset or group of financial assets and only if there is objective evidence of impairment as a result of one or more events that occurred after the initial recognition of the asset (loss event), after which impact is estimated the future cash flow of the financial asset or group of financial assets that can be reliably estimated.

The criteria used by the Company in determining the objective evidence of impairment are as follows:

- Significant financial difficulties experienced by the issuer or borrower.
- Default or delinquency in interest or principal payments
- Observable data indicating a measurable decrease in the estimated future cash flow of a group of financial assets since initial recognition of the asset in question, although the decrease can not be identified as individually in asset groups, including the deterioration of payment status of borrowers in the group.
- The Loss of an active market from the financial assets due to of financial difficulties.

Approach Used for Impairment Provision

The approach used by the Company for the formulation of Provision for Impairment Losses (CKPN), better known by the term "allowance for losses on earning assets and non-productive assets" is conducted in accordance with the provisions set by regulators, by reserving a loss of a certain minimum value on all productive and non-productive assets.

CKPN calculation can be divided into two approaches:

- Individual Assessment: calculated, based on the discounted cash flow and fair value of collateral.
- Collective Assessment: calculated based on the Probability of Default (PD), Loss Given Default (LGD), Exposure at Default (EAD), and Loss Identification Period (LIP). The Company uses the migration analysis method and roll rate analysis in determining the PD. As for the LGD, the Company uses the collateral shortfall and regularly carries out backtesting with an expected cash recovery approach.



RISK MANAGEMENT

Quantitative Credit Risk Disclosure

Table 2.1.a. Disclosure of Net Claims by Area - Bank Only

No.	Portfolio Category	Position 31 December 2017					
		Disclosure of Net Claims by Area *)					
		Eastern Indonesia	Jabodetabek	West Java	Central Java	East Java	Sumatera
(1)	(2)	(3)	(4)	(5)	(6)	(7)	(8)
1	Claims on Sovereigns	-	50,733,172	-	-	-	-
2	Claims on Public Sector Entities	-	9,676,069	-	-	-	8,575
3	Claims on Multilateral Development Banks and International Institutions	-	-	-	-	-	-
4	Claims on Banks	1,139,900	6,529,422	115,664	486,186	78,760	773,287
5	Claims Secured by Residential Property	1,145,417	14,351,554	1,210,375	886,213	1,268,665	1,505,732
6	Claims Secured by Commercial Real Estate	281,465	6,326,815	97,261	578,416	540,950	1,086,509
7	Claims on Employees/Retirees	-	-	-	-	-	-
8	Claims on Micro, Small Business and Retail Portfolio	682,179	17,378,474	575,988	254,918	246,709	1,475,601
9	Claims on Corporates	4,102,043	83,688,157	5,145,035	10,173,929	13,346,026	10,613,653
10	Past due Loans	241,258	2,729,564	231,402	460,776	189,702	603,122
11	Other Assets	517,405	11,296,336	552,683	641,170	565,288	502,854
	Total	8,109,667	202,709,562	7,928,408	13,481,608	16,236,100	16,569,334

*) The value of Net Claims presented in the table refers Surat Edaran OJK No. 42/SEOJK.03/2016 regarding the Guidelines for Risk-Weighted Assets for Credit Risk under Standardized Approach Calculation.

Table 2.1.b. Disclosure of Net Claims by Area - Consolidated

No.	Portfolio Category	Position 31 December 2017					
		Disclosure of Net Claims by Area *)					
		Eastern Indonesia	Jabodetabek	West Java	Central Java	East Java	Sumatera
(1)	(2)	(3)	(4)	(5)	(6)	(7)	(8)
1	Claims on Sovereigns	-	50,733,172	-	-	-	-
2	Claims on Public Sector Entities	-	9,676,069	-	-	-	8,575
3	Claims on Multilateral Development Banks and International Institutions	-	-	-	-	-	-
4	Claims on Banks	1,139,900	6,574,417	115,664	486,186	78,760	773,287
5	Claims Secured by Residential Property	1,145,417	14,351,554	1,210,375	886,213	1,268,665	1,505,732
6	Claims Secured by Commercial Real Estate	281,465	6,326,815	97,261	578,416	540,950	1,086,509
7	Claims on Employees/Retirees	-	-	-	-	-	-
8	Claims on Micro, Small Business and Retail Portfolio	682,179	19,838,163	575,988	254,918	246,709	1,475,601
9	Claims on Corporates	4,102,043	83,734,537	5,145,035	10,173,929	13,346,026	10,613,653
10	Past due Loans	241,258	2,782,104	231,402	460,776	189,702	603,122
11	Other Assets	517,405	11,634,832	552,683	641,170	565,288	502,854
	Total	8,109,667	205,651,662	7,928,408	13,481,608	16,236,100	16,569,334

*) The value of Net Claims presented in the table refers Surat Edaran OJK No. 42/SEOJK.03/2016 regarding the Guidelines for Risk-Weighted Assets for Credit Risk under Standardized Approach Calculation.



(in million Rupiah)

			Position 31 December 2016							
			Disclosure of Net Claims by Area *)							
	Others	Total	Eastern Indonesia	Jabodetabek	West Java	Central Java	East Java	Sumatera	Others	Total
	(9)	(10)	(11)	(12)	(13)	(14)	(15)	(16)	(17)	(18)
	-	50,733,172	-	34,306,135	-	-	-	-	-	34,306,135
	-	9,684,644	-	6,125,102	-	-	-	71	-	6,125,173
	-	-	-	-	-	-	-	-	-	-
	-	9,123,220	915,138	4,236,722	133,213	434,029	148,140	630,940	-	6,498,182
	-	20,367,955	1,464,438	13,776,630	1,366,821	1,014,868	1,328,392	2,435,972	-	21,387,122
	-	8,911,414	52,495	412,779	-	31,329	-	7,894	-	504,496
	-	-	-	-	-	-	-	-	-	-
	-	20,613,870	722,332	19,174,789	866,922	300,950	254,347	721,026	-	22,040,364
	-	127,068,843	3,986,148	81,886,888	5,036,997	10,307,620	14,723,833	11,315,993	-	127,257,480
	-	4,455,823	357,106	2,826,773	176,790	269,540	245,174	469,542	-	4,344,926
	-	14,075,737	449,309	11,133,091	486,145	612,983	520,289	491,115	-	13,692,932
	-	265,034,678	7,946,965	173,878,909	8,066,889	12,971,319	17,220,176	16,072,552	-	236,156,809

(in million Rupiah)

			Position 31 December 2016							
			Disclosure of Net Claims by Area *)							
	Others	Total	Eastern Indonesia	Jabodetabek	West Java	Central Java	East Java	Sumatera	Others	Total
	(9)	(10)	(11)	(12)	(13)	(14)	(15)	(16)	(17)	(18)
	-	50,733,172	-	34,306,135	-	-	-	-	-	34,306,135
	-	9,684,644	-	6,125,102	-	-	-	71	-	6,125,173
	-	-	-	-	-	-	-	-	-	-
	-	9,168,215	915,138	4,324,005	133,213	434,029	148,140	630,940	-	6,585,465
	-	20,367,955	1,464,438	13,776,630	1,366,821	1,014,868	1,328,392	2,435,972	-	21,387,122
	-	8,911,414	52,495	412,779	-	31,329	-	7,894	-	504,496
	-	-	-	-	-	-	-	-	-	-
	-	23,073,559	722,332	23,869,483	866,922	300,950	254,347	721,026	-	26,735,058
	-	127,115,222	3,986,148	81,968,988	5,036,997	10,307,620	14,723,833	11,315,993	-	127,339,579
	-	4,508,364	357,106	2,943,098	176,790	269,540	245,174	469,542	-	4,461,250
	-	14,414,233	449,309	11,526,923	486,145	612,983	520,289	491,115	-	14,086,764
	-	267,976,778	7,946,965	179,253,143	8,066,889	12,971,319	17,220,176	16,072,552	-	241,531,043



RISK MANAGEMENT

Table 2.2.a. Disclosure of Net Claims by Remaining Contract Term - Bank Only

No.	Portfolio Category	Position 31 December 2017					
		Disclosure of Net Claims by Remaining Contract Term *)					
		< 1 year	1 year-3 years	3 year-5 years	> 5 years	Non Contractual	
(1)	(2)	(3)	(4)	(5)	(6)	(7)	
1	Claims on Sovereigns	34,563,621	8,103,306	3,803,528	4,262,717	-	
2	Claims on Public Sector Entities	4,615,253	3,495,168	779,691	794,532	-	
3	Claims on Multilateral Development Banks and International Institutions	-	-	-	-	-	
4	Claims on Banks	5,126,144	1,080,717	1,589,781	1,326,578	-	
5	Claims Secured by Residential Property	114,285	1,070,163	2,151,362	17,032,145	-	
6	Claims Secured by Commercial Real Estate	164,793	1,291,161	3,971,189	3,484,271	-	
7	Claims on Employees/Retirees	-	-	-	-	-	
8	Claims on Micro, Small Business and Retail Portfolio	6,159,606	7,793,145	3,551,516	3,109,602	-	
9	Claims on Corporates	80,280,811	11,012,650	14,471,175	21,304,207	-	
10	Past due Loans	1,955,263	599,137	736,170	1,165,253	-	
11	Other Assets	-	-	-	-	14,075,737	
	Total	132,979,776	34,445,447	31,054,413	52,479,305	14,075,737	

*) The value of Net Claims presented in the table refers Circular Letter OJK No. 42/SEOJK.03/2016 regarding the Guidelines for Risk-Weighted Assets for Credit Risk under Standardized Approach Calculation.

Table 2.2.b. Disclosure of Net Claims by Remaining Contract Term - Consolidated

No.	Kategori Portofolio	Position 31 December 2017					
		Disclosure of Net Claims by Remaining Contract Term *)					
		< 1 year	1 year-3 years	3 year-5 years	> 5 years	Non Contractual	
(1)	(2)	(3)	(4)	(5)	(6)	(7)	
1	Claims on Sovereigns	34,563,621	8,103,306	3,803,528	4,262,717	-	
2	Claims on Public Sector Entities	4,615,253	3,495,168	779,691	794,532	-	
3	Claims on Multilateral Development Banks and International Institutions	-	-	-	-	-	
4	Claims on Banks	5,171,139	1,080,717	1,589,781	1,326,578	-	
5	Claims Secured by Residential Property	114,285	1,070,163	2,151,362	17,032,145	-	
6	Claims Secured by Commercial Real Estate	164,793	1,291,161	3,971,189	3,484,271	-	
7	Claims on Employees/Retirees	-	-	-	-	-	
8	Claims on Micro, Small Business and Retail Portfolio	6,375,388	9,221,535	4,356,458	3,120,177	-	
9	Claims on Corporates	80,283,249	11,035,349	14,481,481	21,304,207	10,936	
10	Past due Loans	1,962,712	626,123	754,276	1,165,253	-	
11	Other Assets	-	-	-	-	14,414,233	
	Total	133,250,440	35,923,522	31,887,766	52,489,881	14,425,169	

*) The value of Net Claims presented in the table refers Circular Letter OJK No. 42/SEOJK.03/2016 regarding the Guidelines for Risk-Weighted Assets for Credit Risk under Standardized Approach Calculation.



(in million Rupiah)

Position 31 December 2016							
Disclosure of Net Claims by Remaining Contract Term *)							
Total	< 1 year	1 year-3 years	3 year-5 years	> 5 years	Non Contractual	Total	
(8)	(9)	(10)	(11)	(11)	(13)	(14)	
50,733,172	23,842,295	3,102,996	2,016,897	5,343,947	-	34,306,135	
9,684,644	4,160,574	652,292	302,389	1,009,919	-	6,125,173	
-	-	-	-	-	-	-	
9,123,220	3,055,019	1,069,786	1,177,146	1,196,231	-	6,498,182	
20,367,955	215,716	1,238,747	2,758,579	17,174,080	-	21,387,122	
8,911,414	18,127	84,040	289,638	112,690	-	504,496	
-	-	-	-	-	-	-	
20,613,870	6,742,265	8,549,346	5,008,461	1,740,291	-	22,040,364	
127,068,843	70,579,667	14,595,508	16,926,635	25,155,669	-	127,257,480	
4,455,823	1,719,338	604,286	328,502	1,692,799	-	4,344,926	
14,075,737	-	-	-	-	13,692,932	13,692,932	
265,034,678	110,333,002	29,897,001	28,808,248	53,425,626	13,692,932	236,156,809	

(in million Rupiah)

Position 31 December 2016							
Disclosure of Net Claims by Remaining Contract Term *)							
Total	< 1 year	1 year-3 years	3 year-5 years	> 5 years	Non Contractual	Total	
(8)	(9)	(10)	(11)	(11)	(13)	(14)	
50,733,172	23,842,295	3,102,996	2,016,897	5,343,947	-	34,306,135	
9,684,644	4,160,574	652,292	302,389	1,009,919	-	6,125,173	
-	-	-	-	-	-	-	
9,168,215	3,142,303	1,069,786	1,177,146	1,196,231	-	6,585,465	
20,367,955	215,716	1,238,747	2,758,579	17,174,080	-	21,387,122	
8,911,414	18,127	84,040	289,638	112,690	-	504,496	
-	-	-	-	-	-	-	
23,073,559	7,015,140	10,447,655	7,506,329	1,765,933	-	26,735,058	
127,115,222	70,580,888	14,616,313	16,934,728	25,155,669	51,981	127,339,579	
4,508,364	1,731,281	640,552	396,618	1,692,799	-	4,461,250	
14,414,233	-	-	-	-	14,086,764	14,086,764	
267,976,778	110,706,324	31,852,381	31,382,325	53,451,268	14,138,746	241,531,043	



RISK MANAGEMENT

Table 2.3.a. Disclosure of Net Claims by Economic Sector - Bank Only

No.	Economic Sector *)	Claims on Sovereigns	Claims on Public Sector Entities	Claims on Multilateral Development Banks and International Institutions	Claims on Banks
(1)	(2)	(3)	(4)	(5)	(6)
	Position 31 December 2017				
1	Agriculture, Hunting and Forestry	-	-	-	-
2	Fishery	-	-	-	-
3	Mining and Excavation	-	77,701	-	-
4	Manufacturing	-	-	-	-
5	Electricity, Gas and Water	-	-	-	-
6	Construction	-	3,297,624	-	-
7	Wholesale and Retail Trading	-	3,004,565	-	-
8	Hotel, Food & Beverage	-	-	-	-
9	Transportation, Warehousing and Communications	-	469,501	-	-
10	Financial Intermediary	-	354,359	-	2,926,337
11	Real estate, Rental and Business Services	-	24,823	-	-
12	Public Administration, Defense and Compulsory Social Security	-	-	-	-
13	Education Services	-	-	-	-
14	Health Care and Social Work Activities	-	-	-	-
15	Public service, Socio-Culture, Entertainment and Other Personal Services	-	-	-	-
16	Domestic Service	-	-	-	-
17	International Institution and Other Extra International Institution	-	-	-	-
18	Activities with no Specific Limitation	-	-	-	-
19	Non Business Field	-	-	-	-
20	Others	50,733,172	2,456,072	-	6,196,883
	Total	50,733,172	9,684,644	-	9,123,220
	Position 31 December 2016				
1	Agriculture, Hunting and Forestry	-	-	-	-
2	Fishery	-	-	-	-
3	Mining and Excavation	-	-	-	-
4	Manufacturing	-	-	-	-
5	Electricity, Gas and Water	-	-	-	-
6	Construction	-	1,040,750	-	-
7	Wholesale and Retail Trading	-	2,633,020	-	-
8	Hotel, Food & Beverage	-	-	-	-
9	Transportation, Warehousing and Communications	-	464,516	-	-
10	Financial Intermediary	-	307,485	-	2,518,586
11	Real estate, Rental and Business Services	-	202,841	-	-
12	Public Administration, Defense and Compulsory Social Security	-	-	-	-
13	Education Services	-	-	-	-
14	Health Care and Social Work Activities	-	-	-	-
15	Public service, Socio-Culture, Entertainment and Other Personal Services	-	-	-	-
16	Domestic Service	-	-	-	-
17	International Institution and Other Extra International Institution	-	-	-	-
18	Activities with no Specific Limitation	-	-	-	-
19	Non Business Field	-	-	-	-
20	Others	34,306,135	1,476,561	-	3,979,596
	Total	34,306,135	6,125,173	-	6,498,182

*) The classification of economic sector refers to the sectors listed in the Commercial Banks Monthly Report (LBU), with additional other sectors for economic sectors of claims that cannot be classified into existing sectors.



(in million Rupiah)

	Claims Secured by Residential Property	Claims Secured by Commercial Real Estate	Claims on Employees/ Retirees	Claims on Micro, Small Business and Retail Portfolio	Claims on Corporates	Past due Loans	Other Assets
	(7)	(8)	(9)	(10)	(11)	(12)	(13)
	-	792,014	-	2,487	14,162,858	163,409	-
	-	6,288	-	-	644,524	-	-
	-	1,067	-	676	1,297,807	189,813	-
	-	1,621,191	-	50,138	36,818,585	574,667	-
	-	-	-	1,154	1,080,457	2,577	-
	-	95,223	-	10,659	3,323,335	172,285	-
	-	867,020	-	229,505	24,457,649	1,041,532	-
	-	2,022,897	-	5,290	5,183,219	775,309	-
	-	15,777	-	17,519	3,601,148	79,300	-
	-	68,189	-	15,744	9,313,654	96,123	-
	-	3,257,702	-	325,059	9,893,073	316,694	-
	-	-	-	-	-	-	-
	-	31,220	-	2,587	31,232	-	-
	-	62,551	-	2,190	404,967	281	-
	-	67,298	-	3,620,777	1,012,570	116,320	-
	-	2,977	-	-	25,446	1,326	-
	-	-	-	-	-	-	-
	20,367,955	-	-	16,169,363	3,890,721	926,187	-
	-	-	-	-	-	-	-
	-	-	-	160,722	11,927,598	-	14,075,737
	20,367,955	8,911,414	-	20,613,870	127,068,843	4,455,823	14,075,737
	-	885	-	72,943	12,577,807	145,507	-
	-	-	-	88,833	401,343	458	-
	-	-	-	1,466	1,213,109	12,699	-
	-	31,279	-	121,069	35,446,954	678,969	-
	-	-	-	1,416	507,563	2,884	-
	-	291,321	-	16,095	3,466,318	64,731	-
	-	9,750	-	528,798	24,142,093	1,243,088	-
	-	159,389	-	24,761	7,151,746	285,333	-
	-	2,926	-	29,497	3,523,068	121,929	-
	-	629	-	28,834	10,167,599	183,398	-
	-	4,900	-	1,043,802	13,035,825	580,367	-
	-	-	-	-	-	-	-
	-	-	-	3,924	92,494	-	-
	-	3,201	-	11,034	431,737	930	-
	-	101	-	5,319,049	1,668,186	77,656	-
	-	116	-	6,970	14,629	462	-
	-	-	-	-	-	-	-
	-	-	-	-	9,168	-	-
	21,387,122	-	-	14,567,384	2,405,948	946,514	-
	-	-	-	174,488	11,001,892	-	13,692,932
	21,387,122	504,496	-	22,040,364	127,257,480	4,344,926	13,692,932



RISK MANAGEMENT

Table 2.3.b. Disclosure of Net Claims by Economic Sector - Consolidated

No.	Economic Sector *)	Claims on Sovereigns	Claims on Public Sector Entities	Claims on Multilateral Development Banks and International Institutions	Claims on Banks
(1)	(2)	(3)	(4)	(5)	(6)
Position 31 December 2017					
1	Agriculture, Hunting and Forestry	-	-	-	-
2	Fishery	-	-	-	-
3	Mining and Excavation	-	77,701	-	-
4	Manufacturing	-	-	-	-
5	Electricity, Gas and Water	-	-	-	-
6	Construction	-	3,297,624	-	-
7	Wholesale and Retail Trading	-	3,004,565	-	-
8	Hotel, Food & Beverage	-	-	-	-
9	Transportation, Warehousing and Communications	-	469,501	-	-
10	Financial Intermediary	-	354,359	-	2,926,337
11	Real estate, Rental and Business Services	-	24,823	-	-
12	Public Administration, Defense and Compulsory Social Security	-	-	-	-
13	Education Services	-	-	-	-
14	Health Care and Social Work Activities	-	-	-	-
15	Public service, Socio-Culture, Entertainment and Other Personal Services	-	-	-	-
16	Domestic Service	-	-	-	-
17	International Institution and Other Extra International Institution	-	-	-	-
18	Activities with no Specific Limitation	-	-	-	-
19	Non Business Field	-	-	-	-
20	Others	50,733,172	2,456,072	-	6,241,877
	Total	50,733,172	9,684,644	-	9,168,215
Position 31 December 2016					
1	Agriculture, Hunting and Forestry	-	-	-	-
2	Fishery	-	-	-	-
3	Mining and Excavation	-	-	-	-
4	Manufacturing	-	-	-	-
5	Electricity, Gas and Water	-	-	-	-
6	Construction	-	1,040,750	-	-
7	Wholesale and Retail Trading	-	2,633,020	-	-
8	Hotel, Food & Beverage	-	-	-	-
9	Transportation, Warehousing and Communications	-	464,516	-	-
10	Financial Intermediary	-	307,485	-	2,518,586
11	Real estate, Rental and Business Services	-	202,841	-	-
12	Public Administration, Defense and Compulsory Social Security	-	-	-	-
13	Education Services	-	-	-	-
14	Health Care and Social Work Activities	-	-	-	-
15	Public service, Socio-Culture, Entertainment and Other Personal Services	-	-	-	-
16	Domestic Service	-	-	-	-
17	International Institution and Other Extra International Institution	-	-	-	-
18	Activities with no Specific Limitation	-	-	-	-
19	Non Business Field	-	-	-	-
20	Others	34,306,135	1,476,561	-	4,066,880
	Total	34,306,135	6,125,173	-	6,585,465

*) The classification of economic sector refers to the sectors listed in the Commercial Banks Monthly Report (LBU), with additional other sectors for economic sectors of claims that cannot be classified into existing sectors.



(in million Rupiah)

	Claims Secured by Residential Property	Claims Secured by Commercial Real Estate	Claims on Employees/ Retirees	Claims on Micro, Small Business and Retail Portfolio	Claims on Corporates	Past due Loans	Other Assets
	(7)	(8)	(9)	(10)	(11)	(12)	(13)
	-	792,014	-	4,879	14,162,858	163,409	-
	-	6,288	-	-	644,524	-	-
	-	1,067	-	4,583	1,297,807	189,813	-
	-	1,621,191	-	59,140	36,818,585	574,667	-
	-	-	-	1,154	1,080,457	2,577	-
	-	95,223	-	23,280	3,323,335	172,464	-
	-	867,020	-	278,972	24,460,702	1,041,927	-
	-	2,022,897	-	6,497	5,183,219	775,309	-
	-	15,777	-	30,235	3,601,148	79,742	-
	-	68,189	-	16,700	9,313,654	96,123	-
	-	3,257,702	-	330,621	9,893,073	316,847	-
	-	-	-	402	-	1	-
	-	31,220	-	3,212	31,232	-	-
	-	62,551	-	34,129	409,562	734	-
	-	67,298	-	3,621,660	1,012,570	116,320	-
	-	2,977	-	7,196	25,446	1,735	-
	-	-	-	-	-	-	-
	20,367,955	-	-	18,490,179	3,918,516	976,696	-
	-	-	-	-	-	-	-
	-	-	-	160,722	11,938,534	-	14,414,233
	20,367,955	8,911,414	-	23,073,559	127,115,222	4,508,364	14,414,233
	-	885	-	75,906	12,577,807	145,677	-
	-	-	-	88,833	401,343	458	-
	-	-	-	5,191	1,213,109	12,777	-
	-	31,279	-	134,208	35,446,954	678,969	-
	-	-	-	1,416	507,563	2,884	-
	-	291,321	-	36,994	3,466,318	64,747	-
	-	9,750	-	614,628	24,144,391	1,243,937	-
	-	159,389	-	26,136	7,151,746	285,333	-
	-	2,926	-	50,635	3,524,254	122,140	-
	-	629	-	30,066	10,167,599	183,398	-
	-	4,900	-	1,052,427	13,035,825	580,367	-
	-	-	-	1,311	-	-	-
	-	-	-	4,857	92,494	-	-
	-	3,201	-	58,372	435,508	1,066	-
	-	101	-	5,320,100	1,668,186	77,656	-
	-	116	-	18,706	14,629	658	-
	-	-	-	-	-	-	-
	-	-	-	-	9,168	-	-
	21,387,122	-	-	19,040,783	2,428,812	1,061,183	-
	-	-	-	174,488	11,053,874	-	14,086,764
	21,387,122	504,496	-	26,735,058	127,339,579	4,461,250	14,086,764



RISK MANAGEMENT

Table 2.4.a. Disclosure of Claims and Allowance by Region - Bank Only

No.	Description	Position 31 December 2017						
		Area						
		Jabodetabek	West Java	Central Java	East Java	Eastern Indonesia	Sumatera	
(1)	(2)	(3)	(4)	(5)	(6)	(7)	(8)	
1	Loans	203,334,953	7,749,632	13,586,053	16,106,344	8,256,863	16,312,297	
2	Impaired Loans							
	a. Non Past Due	1,808,599	133,620	97,118	23,916	156	192,490	
	b. Past Due	4,217,425	217,813	860,623	588,400	450,718	792,972	
3	Allowance for Impairment Losses - Individual	2,663,297	46,456	327,808	290,257	202,836	232,228	
4	Allowance for Impairment Losses - Collective	702,358	139,698	130,566	79,878	2,603,615	139,219	
5	Write off	4,824,031	124,982	325,113	75,729	129,415	160,938	

Table 2.4.b. Disclosure of Claims and Allowance by Region - Consolidated

No.	Description	Position 31 December 2017						
		Area						
		Jabodetabek	West Java	Central Java	East Java	Eastern Indonesia	Sumatera	
(1)	(2)	(3)	(4)	(5)	(6)	(7)	(8)	
1	Loans	206,559,737	7,749,632	13,586,053	16,106,344	8,256,863	16,312,297	
2	Impaired Loans							
	a. Non Past Due	1,808,599	133,620	97,118	23,916	156	192,490	
	b. Past Due	4,217,425	217,813	860,623	588,400	450,718	792,972	
3	Allowance for Impairment Losses - Individual	2,663,297	46,456	327,808	290,257	202,836	232,228	
4	Allowance for Impairment Losses - Collective	702,358	139,698	130,566	79,878	2,603,615	139,219	
5	Write off	4,824,031	124,982	325,113	75,729	129,415	160,938	



(in million Rupiah)

		Position 31 December 2016								
		Area								
	Others	Total	Jabodetabek	West Java	Central Java	East Java	Eastern Indonesia	Sumatera	Others	Total
(9)	(10)	(11)	(12)	(13)	(14)	(15)	(16)	(17)	(18)	
-	265,346,141	176,313,850	7,794,378	13,119,157	17,140,772	8,053,109	15,797,170	-	238,218,436	
-	2,255,899	3,917,874	110,545	337,152	201,410	272,438	380,263	-	5,219,682	
-	7,127,951	2,378,779	241,702	267,273	648,429	254,425	305,020	-	4,095,628	
-	3,762,882	2,634,278	54,607	232,379	417,032	154,904	212,220	-	3,705,420	
-	3,795,334	3,891,869	163,200	135,459	158,085	96,127	176,689	-	4,621,429	
-	5,640,208	3,117,854	225,005	110,364	35,204	72,116	148,282	-	3,708,825	

(in million Rupiah)

		Position 31 December 2016								
		Area								
	Others	Total	Jabodetabek	West Java	Central Java	East Java	Eastern Indonesia	Sumatera	Others	Total
(9)	(10)	(11)	(12)	(13)	(14)	(15)	(16)	(17)	(18)	
-	268,570,925	182,175,914	7,794,378	13,119,157	17,140,772	8,053,109	15,797,170	-	244,080,499	
-	2,255,899	3,917,874	110,545	337,152	201,410	272,438	380,263	-	5,219,682	
54,746	7,182,697	2,378,779	241,702	267,273	648,429	254,425	305,020	128,084	4,223,712	
-	3,762,882	2,634,278	54,607	232,379	417,032	154,904	212,220	-	3,705,420	
355,483	4,150,817	3,891,869	163,200	135,459	158,085	96,127	176,689	487,830	5,109,259	
286,716	5,926,924	3,117,854	225,005	110,364	35,204	72,116	148,282	-	3,708,825	



RISK MANAGEMENT

Table 2.5.a. Disclosure of Claims and Allowance by Economic Sector - Bank Only

(in million Rupiah)

No.	Economic Sector *)	Claim **)	Impaired Loans		Allowance for Impairment Losses - Individual	Allowance for Impairment Losses - Collective	Write off
			Current	Past Due			
(1)	(2)	(3)	(4)	(5)	(6)	(7)	(8)
Position 31 December 2017							
1	Agriculture, Hunting and Forestry	15,229,770	129,747	258,770	152,066	144,703	-
2	Fishery	654,350					-
3	Mining and Excavation	2,219,509	754,023	403,355	671,246	9,774	-
4	Manufacturing	39,057,359	59,003	1,045,211	418,990	290,409	-
5	Electricity, Gas and Water	1,029,348	-	3,835	-	5,876	-
6	Construction	6,970,279	17,940	116,770	23,161	139,837	-
7	Wholesale and Retail Trading	30,290,161	211,689	3,536,839	1,595,237	817,018	-
8	Hotel, Food & Beverage	8,680,313					-
9	Transportation, Warehousing and Communications	4,333,009	576,517	117,960	343,273	45,434	-
10	Financial Intermediary	12,514,633					-
11	Real estate, Rental and Business Services	13,897,112	298,646	1,304,419	512,316	452,723	-
12	Public Administration, Defense and Compulsory Social Security	-					-
13	Education Services	63,460					-
14	Health Care and Social Work Activities	452,587					-
15	Public service, Socio-Culture, Entertainment and Other Personal Services	5,422,957	-	163,294	-	645,288	-
16	Domestic Service	29,248					-
17	International Institution and Other Extra International Institution	-					-
18	Activities with no Specific Limitation	42,282,746					-
19	Non Business Field	-					-
20	Others	82,219,298	208,334	177,498	46,593	1,244,272	5,640,208
	Total	265,346,141	2,255,899	7,127,951	3,762,882	3,795,334	5,640,208
Position 31 December 2016							
1	Agriculture, Hunting and Forestry	12,821,581	107,603	135,739	81,492	201,339	-
2	Fishery	530,044	-	-	-	-	-
3	Mining and Excavation	1,474,465	343,426	1,546	259,715	25,409	-
4	Manufacturing	36,879,334	1,263,470	1,313,981	1,526,776	363,300	-
5	Electricity, Gas and Water	459,380	36,928	4,220	21,449	6,957	-
6	Construction	4,879,996	15,674	81,357	11,770	50,966	-
7	Wholesale and Retail Trading	28,437,136	1,025,126	1,136,204	598,080	934,310	-
8	Hotel, Food & Beverage	8,162,786	-	-	-	-	-
9	Transportation, Warehousing and Communications	4,768,659	186,328	82,242	118,002	690,895	-
10	Financial Intermediary	13,483,621	-	-	-	-	-
11	Real estate, Rental and Business Services	15,731,094	1,930,258	1,101,928	1,096,555	545,904	-
12	Public Administration, Defense and Compulsory Social Security	-	-	-	-	-	-
13	Education Services	95,269	-	-	-	-	-
14	Health Care and Social Work Activities	448,598	-	-	-	-	-
15	Public service, Socio-Culture, Entertainment and Other Personal Services	7,253,251	9,335	151,526	-	230,223	-
16	Domestic Service	22,794	-	-	-	-	-
17	International Institution and Other Extra International Institution	-	-	-	-	-	-
18	Activities with no Specific Limitation	8,515	-	-	-	-	-
19	Non Business Field	40,282,155	-	-	-	-	-
20	Others	62,479,759	301,534	86,885	(8,419)	1,572,126	3,708,825
	Total	238,218,436	5,219,682	4,095,628	3,705,420	4,621,429	3,708,825

*) Classification of economic sector refers to the economic sectors listed in the Commercial Bank Monthly Report (LBU), with additional other sectors for economic sectors of claims that cannot be classified into existing sectors.

**) Gross claims (before allowance for impairment losses).

**Table 2.5.b. Disclosure of Claims and Allowance by Economic Sector - Consolidated**

(in million Rupiah)

No.	Economic Sector *)	Claim **)	Impaired Loans		Allowance for Impairment Losses - Individual	Allowance for Impairment Losses - Collective	Write off
			Current	Past Due			
(1)	(2)	(3)	(4)	(5)	(6)	(7)	(8)
Position 31 December 2017							
1	Agriculture, Hunting and Forestry	15,232,429	129,747	258,770	152,066	144,703	-
2	Fishery	654,350					-
3	Mining and Excavation	2,223,851	754,023	403,355	671,246	9,774	-
4	Manufacturing	39,067,364	59,003	1,045,211	418,990	290,409	-
5	Electricity, Gas and Water	1,029,348	-	3,835	-	5,876	-
6	Construction	6,984,486	17,940	116,770	23,161	139,837	-
7	Wholesale and Retail Trading	30,348,588	211,689	3,536,839	1,595,237	817,018	-
8	Hotel, Food & Beverage	8,681,654					-
9	Transportation, Warehousing and Communications	4,347,583	576,517	117,960	343,273	45,434	-
10	Financial Intermediary	12,515,695					-
11	Real estate, Rental and Business Services	13,903,447	298,646	1,304,419	512,316	452,723	-
12	Public Administration, Defense and Compulsory Social Security	447					-
13	Education Services	64,154					-
14	Health Care and Social Work Activities	493,133					-
15	Public service, Socio-Culture, Entertainment and Other Personal Services	5,423,938	-	163,294	-	645,288	-
16	Domestic Service	37,655					-
17	International Institution and Other Extra International Institution	-					-
18	Activities with no Specific Limitation	44,940,407					-
19	Non Business Field	-					-
20	Others	82,622,396	208,334	232,244	46,593	1,599,755	5,926,924
	Total	268,570,925	2,255,899	7,182,697	3,762,882	4,150,817	5,926,924
Position 31 December 2016							
1	Agriculture, Hunting and Forestry	12,824,988	107,603	135,739	81,492	201,339	-
2	Fishery	530,044	-	-	-	-	-
3	Mining and Excavation	1,478,612	343,426	1,546	259,715	25,409	-
4	Manufacturing	36,893,687	1,263,470	1,313,981	1,526,776	363,300	-
5	Electricity, Gas and Water	459,380	36,928	4,220	21,449	6,957	-
6	Construction	4,902,844	15,674	81,357	11,770	50,966	-
7	Wholesale and Retail Trading	28,534,047	1,025,126	1,136,204	598,080	934,310	-
8	Hotel, Food & Beverage	8,164,287	-	-	-	-	-
9	Transportation, Warehousing and Communications	4,793,149	186,328	82,242	118,002	690,895	-
10	Financial Intermediary	13,484,966	-	-	-	-	-
11	Real estate, Rental and Business Services	15,740,517	1,930,258	1,101,928	1,096,555	545,904	-
12	Public Administration, Defense and Compulsory Social Security	1,432	-	-	-	-	-
13	Education Services	96,288	-	-	-	-	-
14	Health Care and Social Work Activities	504,220	-	-	-	-	-
15	Public service, Socio-Culture, Entertainment and Other Personal Services	7,254,399	9,335	151,526	-	230,223	-
16	Domestic Service	35,810	-	-	-	-	-
17	International Institution and Other Extra International Institution	-	-	-	-	-	-
18	Activities with no Specific Limitation	8,515	-	-	-	-	-
19	Non Business Field	45,306,626	-	-	-	-	-
20	Others	63,066,688	301,534	214,969	(8,419)	2,059,956	3,708,825
	Total	244,080,499	5,219,682	4,223,712	3,705,420	5,109,259	3,708,825

*) Classification of economic sector refers to the economic sectors listed in the Commercial Bank Monthly Report (LBU), with additional other sectors for economic sectors of claims that cannot be classified into existing sectors.

**) Gross claims (before allowance for impairment losses).



RISK MANAGEMENT

Table 2.6.a. Disclosure of Detailed Movements in Allowance for Impairment Losses - Bank Only

(in million Rupiah)

No.	Description	Position 31 December 2017		Position 31 December 2016	
		Allowance for Impairment Losses - Individual	Allowance for Impairment Losses - Collective	Allowance for Impairment Losses - Individual	Allowance for Impairment Losses - Collective
(1)	(2)	(3)	(4)	(5)	(6)
1	Beginning Balance - Allowance for Impairment Losses	3,705,420	4,621,429	3,824,784	3,718,291
2	Additional/reversal on allowance for impairment losses during the year	-	-	-	-
	2a. Additional allowance for impairment losses during the year	2,355,781	1,510,639	2,355,029	2,213,119
	2b. Reversal allowance for impairment losses during the year	-	-	-	-
3	Allowance for impairment losses used for write off	(2,331,710)	(3,308,498)	(2,433,055)	(1,275,770)
4	Other additional (reversal) of allowance*	33,391	971,764	(41,338)	(34,211)
	Ending Balance Allowance for Impairment Losses	3,762,882	3,795,334	3,705,420	4,621,429

* Include differences of exchange rate

Table 2.6.b. Disclosure of Detailed Movements in Allowance for Impairment Losses - Consolidated

(in million Rupiah)

No.	Description	Position 31 December 2017		Position 31 December 2016	
		Allowance for Impairment Losses - Individual	Allowance for Impairment Losses - Collective	Allowance for Impairment Losses - Individual	Allowance for Impairment Losses - Collective
(1)	(2)	(3)	(4)	(5)	(6)
1	Beginning Balance - Allowance for Impairment Losses	3,705,420	5,109,259	3,824,784	4,104,503
2	Additional/reversal on allowance for impairment losses during the year	-	-	-	-
	2a. Additional allowance for impairment losses during the year	2,355,781	1,724,024	2,355,029	2,617,922
	2b. Reversal allowance for impairment losses during the year	-	-	-	-
3	Allowance for impairment losses used for write off	(2,331,710)	(3,595,214)	(2,433,055)	(1,275,770)
4	Other additional (reversal) of allowance*	33,391	912,748	(41,338)	(337,396)
	Ending Balance Allowance for Impairment Losses	3,762,882	4,150,817	3,705,420	5,109,259

* Include differences of exchange rate

2. CREDIT RISK DISCLOSURE WITH THE STANDARDIZED APPROACH

CIMB Niaga has the Credit Risk Standardized Approach (CRISTA) application for calculating credit risk weighted asset in accordance with OJK Letter No. 42/SEOJK.03/2016, dated 28 September 2016, regarding Guidelines to Calculate Risk Weighted Assets (RWA) for Credit Risk using the Standardized Approach, to take affect from September 2016.

Rating Utilization Policy for Credit Risk RWA Calculation

In accordance with the methodologies to measure credit risk using the standardized approach, the calculation of Risk Weighted Assets (RWA) in general is based on the result of ratings issued by external rating agencies.

Based on the regulation (OJK), credit exposures included in the calculation of Risk Weighted Assets (RWA) for standard loans are:

- Exposures in balance sheet asset and liabilities as well as contingencies in administrative account transactions, but excluding trading book positions calculated in RWA market risk and including those taken into account as a reduction of capital.
- Exposures that cause credit risk due to failure of the counterparty.
- Exposures of sales and purchases of financial instruments that may lead to credit risk as a result of settlement failure.
- Exposures of Securities.
- Exposures of the Sharia Business Unit (UUS).



Credit RWA calculations performed using the standardized approach conform to regulator provisions.

Portfolio Category Using External Rating

Based on the standardized approach, RWA calculation for some portfolio categories is based on external ratings and risk weights are partly determined in accordance with the regulator provisions; however, many do not have a rating (unrated) such that the weighting becomes more conservative.

Rating Agencies Commissioned

The Company uses the latest ratings from rating agencies. Based on Circular OJK Letter No. 37/SEOJK.03/2016 dated 8 September 2016 on Rating and Rating Agencies Acknowledged by the Financial Services Authority, as well as recognized ratings on the OJK website as of 31 December 2017, the acknowledged rating agencies are Fitch Ratings, Moody's Investor Service, Standard & Poor's, PT Fitch Ratings Indonesia, and PT Pemeringkat Efek Indonesia.

Disclosure of Counterparty Credit Risk

Counterparty credit risk arising from transactions affected by fair value or market value movements, affected by movement of particular market variables, which generate an exchange of cash flows or financial instruments, and is bilateral in nature. Exposures included in this risk category are Over the Counter (OTC) derivative transactions and repo or reverse repo transactions, both on the Trading Book and Banking Book.

Potential Future Exposures (PFE) are the potential gains of a transaction agreement/transaction contract during the remaining life of the contract (such as spots, forwards, derivatives, etc) that are determined based on a certain percentage of the principal amount of the agreement/transaction contract. PFE is calculated by using a certain percentage based on the underlying instrument and the remaining term based on the guidelines of the regulator.

CIMB Niaga applies a transaction limit, which requires that the transaction agreement with counterparties can be conducted through a master agreement that has been internationally recognized, such as the ISDA (International Swaps and Derivatives Association). In order to reduce credit risk exposure, the Company requires that a particular client or counterparty provides additional collateral in the form of cash or other similar instruments through a CSA (Credit Support Annex) scheme.

CIMB Niaga has established an internal policy governing the methodology used in determining the credit limit associated with counterparty credit risk. The methodology used by the Company relies on the level of the Company's capital, as well as a number of some multiplier factors such as country risk rating that is taken from the International Country Risk Guide, risk rating of the related counterparty, risk appetite that has been set by management, as well as risk weight that is a derivative factor from a Loss Given Default (LGD) of a country or the related counterparty. The policies set the credit limits for the counterparties are part of risk management policy as a whole. Counterparty credit risk mitigation instruments received by the Company refer to regulation, particularly in the form of margin collateral in the form of cash.

Related to counterparty credit risk, from 1 January 2018, calculation must refer to OJK Letter No. 48/SEOJK.03/2017, dated 15 September 2017, regarding Guidelines for Net Claims calculation on Derivative Transactions in the Calculation Risk Weighted Assets for Credit Risk calculation using Standardized Approach.

RISK MANAGEMENT

Disclosure of Quantitative Counterparty Credit Risk

Table 3.1.a. Disclosure of Net Claims by Portfolio Category and Rating Category - Bank Only

No.	Portfolio Category	Rating Agency	Long Term Rating				
		Standard and Poor's	AAA	AA+ up to AA-	A+ up to A-	BBB+ up to BBB-	BB+ up to BB-
		Fitch Rating	AAA	AA+ up to AA-	A+ up to A-	BBB+ up to BBB-	BB+ up to BB-
		Moody's	Aaa	Aa1 up to Aa3	A1 up to A3	Baa1 up to Baa3	Ba1 up to Ba3
		PT Fitch Ratings Indonesia	AAA (idn)	AA+(idn) up to AA-(idn)	A+(idn) up to A-(idn)	BBB+(idn) up to BBB-(idn)	BB+(idn) up to BB-(idn)
		PT Pemeringkat Efek Indonesia	idAAA	idAA+ up to idAA-	idA+ up to id A-	id BBB+ up to id BBB-	id BB+ up to id BB-
(1)	(2)	(3)	(4)	(5)	(6)	(7)	(8)
1	Claims on Sovereigns		266,629			26,197,138	
2	Claims on Public Sector Entities		1,720,181	208,690		488,433	
3	Claims on Multilateral Development Banks and International Institutions			-			
4	Claims on Banks		846,060	685,215	38,405	2,133	
5	Claims Secured by Residential Property					-	
6	Claims Secured by Commercial Real Estate						-
7	Claims on Employees/Retirees						
8	Claims on Micro, Small Business and Retail Portfolio						
9	Claims on Corporates		4,018,516	380,650	431,478		
10	Past due Loans						
11	Other Assets						
	Total		6,851,386	1,274,556	469,882	26,687,705	-

*) The value of Net Claims presented in the table refers Circular Letter OJK No. 42/SEOJK.03/2016 regarding the Guidelines for Risk-Weighted Assets for Credit Risk under Standardized Approach Calculation.

No.	Portfolio Category	Rating Agency	Long Term Rating				
		Standard and Poor's	AAA	AA+ up to AA-	A+ up to A-	BBB+ up to BBB-	BB+ up to BB-
		Fitch Rating	AAA	AA+ up to AA-	A+ up to A-	BBB+ up to BBB-	BB+ up to BB-
		Moody's	Aaa	Aa1 up to Aa3	A1 up to A3	Baa1 up to Baa3	Ba1 up to Ba3
		PT Fitch Ratings Indonesia	AAA (idn)	AA+(idn) up to AA-(idn)	A+(idn) up to A-(idn)	BBB+(idn) up to BBB-(idn)	BB+(idn) up to BB-(idn)
		PT Pemeringkat Efek Indonesia	idAAA	idAA+ up to idAA-	idA+ up to id A-	id BBB+ up to id BBB-	id BB+ up to id BB-
(1)	(2)	(3)	(4)	(5)	(6)	(7)	(8)
1	Claims on Sovereigns		262,953	-	-	16,845,686	-
2	Claims on Public Sector Entities		762,891	285,252	-	392,434	-
3	Claims on Multilateral Development Banks and International Institutions		-	-	-	-	-
4	Claims on Banks		730,833	633,883	66,637	-	1,262
5	Claims Secured by Residential Property						
6	Claims Secured by Commercial Real Estate						
7	Claims on Employees/Retirees						
8	Claims on Micro, Small Business and Retail Portfolio						
9	Claims on Corporates		2,794,923	480,690	216,702	-	-
10	Past due Loans						
11	Other Assets						
	Total		4,551,601	1,399,826	283,339	17,238,120	1,262

*) The value of Net Claims presented in the table refers Circular Letter OJK No. 42/SEOJK.03/2016 regarding the Guidelines for Risk-Weighted Assets for Credit Risk under Standardized Approach Calculation.



(in million Rupiah)

Position 31 December 2017

Net Claims *)							Unrated	Total
Short Term Rating								
B+ up to B-	Below B-	A-1	A-2	A-3	Below A-3			
B+ up to B-	Below B-	F1+ up to F1	F2	F3	Below F3			
B1 up to B3	Below B3	P-1	P-2	P-3	Below P-3			
B+(idn) up to B-(idn)	Below B-(idn)	F1+(idn) up to F1 (idn)	F2 (idn)	F3 (idn)	Below F3 (idn)			
id B+ up to id B-	Below idB-	idA1	idA2	idA3 up to id A4	Below idA4			
(9)	(10)	(11)	(12)	(13)	(14)	(15)	(16)	
						24,269,404	50,733,172	
						7,267,340	9,684,644	
						-	-	
						7,551,406	9,123,220	
						20,367,955	20,367,955	
						8,911,414	8,911,414	
						-	-	
						20,613,870	20,613,870	
						122,238,198	127,068,843	
						4,455,823	4,455,823	
						14,075,737	14,075,737	
						229,751,149	265,034,678	

(in million Rupiah)

Position 31 December 2016

Net Claims *)							Unrated	Total
Short Term Rating								
B+ up to B-	Below B-	A-1	A-2	A-3	Below A-3			
B+ up to B-	Below B-	F1+ up to F1	F2	F3	Below F3			
B1 up to B3	Below B3	P-1	P-2	P-3	Below P-3			
B+(idn) up to B-(idn)	Below B-(idn)	F1+(idn) up to F1 (idn)	F2 (idn)	F3 (idn)	Below F3 (idn)			
id B+ up to id B-	Below idB-	idA1	idA2	idA3 up to id A4	Below idA4			
(9)	(10)	(11)	(12)	(13)	(14)	(15)	(16)	
						17,197,496	34,306,135	
						4,684,596	6,125,173	
						-	-	
						5,066,829	6,498,182	
						21,387,122	21,387,122	
						504,496	504,496	
						-	-	
						22,040,364	22,040,364	
						123,765,164	127,257,480	
						4,344,926	4,344,926	
						13,692,932	13,692,932	
						212,683,924	236,156,809	



RISK MANAGEMENT

Table 3.1.b. Disclosure of Net Claims by Portfolio Category and Rating Category – Consolidated

No.	Portfolio Category	Rating Agency	Long Term Rating				
		Standard and Poor's	AAA	AA+ up to AA-	A+ up to A-	BBB+ up to BBB-	BB+ up to BB-
		Fitch Rating	AAA	AA+ up to AA-	A+ up to A-	BBB+ up to BBB-	BB+ up to BB-
		Moody's	Aaa	Aa1 up to Aa3	A1 up to A3	Baa1 up to Baa3	Ba1 up to Ba3
		PT Fitch Ratings Indonesia	AAA (idn)	AA+(idn) up to AA-(idn)	A+(idn) up to A-(idn)	BBB+(idn) up to BBB-(idn)	BB+(idn) up to BB-(idn)
		PT Pemeringkat Efek Indonesia	idAAA	idAA+ up to idAA-	idA+ up to id A-	id BBB+ up to id BBB-	id BB+ up to id BB-
(1)	(2)	(3)	(4)	(5)	(6)	(7)	(8)
1	Claims on Sovereigns		266,629			26,197,138	
2	Claims on Public Sector Entities		1,720,181	208,690		488,433	
3	Claims on Multilateral Development Banks and International Institutions			-			
4	Claims on Banks		846,060	685,215	38,405	2,133	
5	Claims Secured by Residential Property					-	
6	Claims Secured by Commercial Real Estate						-
7	Claims on Employees/Retirees						
8	Claims on Micro, Small Business and Retail Portfolio						
9	Claims on Corporates		4,018,516	380,650	431,478		
10	Past due Loans						
11	Other Assets						
	Total		6,851,386	1,274,556	469,882	26,687,705	-

*) The value of Net Claims presented in the table refers Circular Letter OJK No. 42/SEOJK.03/2016 regarding the Guidelines for Risk-Weighted Assets for Credit Risk under Standardized Approach Calculation.

No.	Portfolio Category	Rating Agency	Long Term Rating				
		Standard and Poor's	AAA	AA+ up to AA-	A+ up to A-	BBB+ up to BBB-	BB+ up to BB-
		Fitch Rating	AAA	AA+ up to AA-	A+ up to A-	BBB+ up to BBB-	BB+ up to BB-
		Moody's	Aaa	Aa1 up to Aa3	A1 up to A3	Baa1 up to Baa3	Ba1 up to Ba3
		PT Fitch Ratings Indonesia	AAA (idn)	AA+(idn) up to AA-(idn)	A+(idn) up to A-(idn)	BBB+(idn) up to BBB-(idn)	BB+(idn) up to BB-(idn)
		PT Pemeringkat Efek Indonesia	idAAA	idAA+ up to idAA-	idA+ up to id A-	id BBB+ up to id BBB-	id BB+ up to id BB-
(1)	(2)	(3)	(4)	(5)	(6)	(7)	(8)
1	Claims on Sovereigns		262,953	-	-	16,845,686	-
2	Claims on Public Sector Entities		762,891	285,252	-	392,434	-
3	Claims on Multilateral Development Banks and International Institutions		-	-	-	-	-
4	Claims on Banks		730,833	633,883	66,637	-	-
5	Claims Secured by Residential Property						
6	Claims Secured by Commercial Real Estate						
7	Claims on Employees/Retirees						
8	Claims on Micro, Small Business and Retail Portfolio						
9	Claims on Corporates		2,794,923	480,690	216,702	-	-
10	Past due Loans						
11	Other Assets						
	Total		4,551,601	1,399,826	283,339	17,238,120	-

*) The value of Net Claims presented in the table refers Circular Letter OJK No. 42/SEOJK.03/2016 regarding the Guidelines for Risk-Weighted Assets for Credit Risk under Standardized Approach Calculation.



(in million Rupiah)

Position 31 December 2017

Net Claims *)

	Short Term Rating						Unrated	Total
	B+ up to B-	Below B-	A-1	A-2	A-3	Below A-3		
	B+ up to B-	Below B-	F1+ up to F1	F2	F3	Below F3		
	B1 up to B3	Below B3	P-1	P-2	P-3	Below P-3		
	B+(idn) up to B-(idn)	Below B-(idn)	F1+(idn) up to F1 (idn)	F2 (idn)	F3 (idn)	Below F3 (idn)		
id B+ up to id B-	Below idB-	idA1	idA2	idA3 up to id A4	Below idA4			
(9)	(10)	(11)	(12)	(13)	(14)	(15)	(16)	
						24,269,404	50,733,172	
						7,267,340	9,684,644	
						-	-	
						7,596,401	9,168,215	
						20,367,955	20,367,955	
						8,911,414	8,911,414	
	-					-	-	
		-				23,073,559	23,073,559	
						122,284,578	127,115,222	
						4,508,364	4,508,364	
						14,414,233	14,414,233	
	-	-	-	-	-	232,693,249	267,976,778	

(in million Rupiah)

Position 31 December 2016

Net Claims *)

	Short Term Rating						Unrated	Total
	B+ up to B-	Below B-	A-1	A-2	A-3	Below A-3		
	B+ up to B-	Below B-	F1+ up to F1	F2	F3	Below F3		
	B1 up to B3	Below B3	P-1	P-2	P-3	Below P-3		
	B+(idn) up to B-(idn)	Below B-(idn)	F1+(idn) up to F1 (idn)	F2 (idn)	F3 (idn)	Below F3 (idn)		
id B+ up to id B-	Below idB-	idA1	idA2	idA3 up to id A4	Below idA4			
(9)	(10)	(11)	(12)	(13)	(14)	(15)	(16)	
	-	-	-	-	-	17,197,496	34,306,135	
	-	-	-	-	-	4,684,596	6,125,173	
	-	-	-	-	-	-	-	
	-	-	-	-	-	5,154,112	6,585,465	
						21,387,122	21,387,122	
						504,496	504,496	
						-	-	
						26,735,058	26,735,058	
	-	-	-	-	-	123,847,264	127,339,579	
						4,461,250	4,461,250	
						14,086,764	14,086,764	
	-	-	-	-	-	218,058,158	241,531,043	

RISK MANAGEMENT

Table 3.2.a.1 Disclosure of Counterparty Credit Risk: Over the Counter Derivative Transaction - Bank Only

No.	Underlying Variable	Position 31 December 2017						
		Notional Amount			Derivative Receivables	Derivative Liabilities	Net Claims before Credit Risk Mitigation	Credit Risk Mitigation
		≤ 1 Year	>1 Year - ≤5 Years	>5 Years				
1	Interest Rate	7,253,276	15,052,589	-	456,875	254,683	532,138	-
2	Exchange Rate	16,276,981	139,199	-	28,453	36,130	198,183	-
3	Others	-	-	-	-	-	-	-
	Total	23,530,257	15,191,788	-	485,328	290,813	730,320	-

Table 3.2.a.2 Disclosure of Counterparty Credit Risk: Over the Counter Derivative Transaction - Consolidated

No.	Underlying Variable	Position 31 December 2017						
		Notional Amount			Derivative Receivables	Derivative Liabilities	Net Claims before Credit Risk Mitigation	Credit Risk Mitigation
		≤ 1 Year	>1 Year - ≤5 Years	>5 Years				
1	Interest Rate	7,253,276	15,052,589	-	456,875	254,683	532,138	-
2	Exchange Rate	16,276,981	139,199	-	28,453	36,130	198,183	-
3	Shares	-	-	-	-	-	-	-
4	Gold	-	-	-	-	-	-	-
5	Metals excluding Gold	-	-	-	-	-	-	-
6	Others	-	-	-	-	-	-	-
	Total	23,530,257	15,191,788	-	485,328	290,813	730,320	-

Table 3.2.b.1: Disclosure of Counterparty Credit Risk: Repo Transaction - Bank Only

As of December 31, 2017, there was no counterparty credit risk exposure (repo transactions) for the Bank as individual entity.

Table 3.2.b.2: Disclosure of Counterparty Credit Risk: Repo Transaction - Consolidated

As of December 31, 2017, there was no counterparty credit risk exposure (repo transactions) Bank-only or on a consolidated basis



(in million Rupiah)

		Position 31 December 2016							
Net Claims after Credit Risk Mitigation	Notional Amount			Derivative Receivables	Derivative Liabilities	Net Claims before Credit Risk Mitigation	Credit Risk Mitigation	Net Claims after Credit Risk Mitigation	
	≤ 1 Year	>1 Year - ≤5 Years	>5 Years						
532,138	3,703,033	12,961,432	-	159,697	23,468	224,504	-	224,504	
198,183	5,333,223	-	-	27,331	38,611	80,663	-	80,663	
-	-	-	-	507,643	483,680	507,643	-	507,643	
730,320	9,036,256	12,961,432	-	694,671	545,760	812,811	-	812,811	

(in million Rupiah)

		Position 31 December 2016							
Net Claims after Credit Risk Mitigation	Notional Amount			Derivative Receivables	Derivative Liabilities	Net Claims before Credit Risk Mitigation	Credit Risk Mitigation	Net Claims after Credit Risk Mitigation	
	≤ 1 Year	>1 Year - ≤5 Years	>5 Years						
532,138	3,703,033	12,961,432	-	159,697	23,468	224,504	-	224,504	
198,183	5,333,223	-	-	27,331	38,611	80,663	-	80,663	
-	-	-	-	-	-	-	-	-	
-	-	-	-	-	-	-	-	-	
-	-	-	-	-	-	-	-	-	
-	-	-	-	507,643	483,680	507,643	-	507,643	
730,320	9,036,256	12,961,432	-	694,671	545,760	812,811	-	812,811	

with its Subsidiary.



RISK MANAGEMENT

Table 3.2.c.1: Counter Party Credit Risk Disclosure: Reverse Repo Transactions - Bank Only

(in million Rupiah)

No.	Portfolio Category	Position 31 December 2017				Position 31 December 2016			
		Net Claims	Value of Credit Risk Mitigation (CRM)	Net Claims after CRM	Risk Weighted Assets after CRM	Net Claims	Value of Credit Risk Mitigation (CRM)	Net Claims after CRM	Risk Weighted Assets after CRM
(1)	(2)	(3)	(4)	(5)	(6)	(7)	(8)	(9)	(10)
1	Claims on Sovereigns	N/A	-	-	-	542,956	-	-	-
2	Claims on Public Sector Entities	-	-	-	-	-	-	-	-
3	Claims on Multilateral Development Banks and International Institutions	-	-	-	-	-	-	-	-
4	Claims on Banks	-	-	-	-	-	-	-	-
5	Claims on Micro, Small Business and Retail Portfolio	-	-	-	-	-	-	-	-
6	Claims on Corporates	-	-	-	-	-	-	-	-
	Total	-	-	-	-	542,956	-	-	-

Table 3.2.c.2: Counter Party Credit Risk Disclosure: Reverse Repo Transactions - Consolidated

(in million Rupiah)

No.	Portfolio Category	Position 31 December 2017				Position 31 December 2016			
		Net Claims	Value of Credit Risk Mitigation (CRM)	Net Claims after CRM	Risk Weighted Assets after CRM	Net Claims	Value of Credit Risk Mitigation (CRM)	Net Claims after CRM	Risk Weighted Assets after CRM
(1)	(2)	(3)	(4)	(5)	(6)	(7)	(8)	(9)	(10)
1	Claims on Sovereigns	N/A	-	-	-	542,956	-	-	-
2	Claims on Public Sector Entities	-	-	-	-	-	-	-	-
3	Claims on Multilateral Development Banks and International Institutions	-	-	-	-	-	-	-	-
4	Claims on Banks	-	-	-	-	-	-	-	-
5	Claims on Micro, Small Business and Retail Portfolio	-	-	-	-	-	-	-	-
6	Claims on Corporates	-	-	-	-	-	-	-	-
	Total	-	-	-	-	542,956	-	-	-



Supporting Business
Review



Corporate Governance
Report



Corporate Social
Responsibility



Others
Corporate Data



Consolidated
Financial Report

3. DISCLOSURE OF CREDIT RISK MITIGATION USING THE STANDARD APPROACH

In accordance with SEOJK No. 42/ SEOJK.03/2016 on Risk Weighted Assets for Credit Risk Calculation Guidelines by Using the Standard Approach, the Company acknowledges collateral, warranties, underwriting, or credit insurance as credit risk mitigation techniques (MRK). Some of the MRK techniques used by the Company in accordance with the SEOJK are as follows:

- a. MRK Technique - Collateral
- b. MRK Technique - Warranty
- c. MRK Technique - Underwriting or Credit Insurance

Types of eligible financial collateral acknowledged by the Company in MRK Techniques – Collateral, refers to the applicable regulations.

Although not included in the calculation of MRK, the Company also accepts other types of collateral such as land and buildings, vehicles, machinery, and other collateral.

The Company has clearly governed the collateral management in Commercial Credit Policy. Its policy set collateral coverage requirement, parties who conduct the assessment and collateral checking, rules and procedures of internal and external assessment, and assessment of frequency based on type of collateral.



RISK MANAGEMENT

Disclosure of Net Claims Based on Risk Weight After Considering the Impact of Credit Risk Mitigation

Table 4.1.a Disclosure of Net Claims Based on the Risk Weight After considering the Impact of Credit Risk Mitigation - Bank Only

No.	Portfolio Category	Position 31 December 2017											Risk Weighted Asset (RWA)
		Net Claims after Taking into Account the Impact of Credit Risk Mitigation											
		0%	20%	35%	40%	45%	50%	75%	100%	150%	Others		
(1)	(2)	(3)	(4)	(5)	(6)	(7)	(8)	(9)	(10)	(11)	(12)	(13)	
A	Balance Sheet Exposure												
1	Claims on Sovereigns	50,733,172	-	-	-	-	-	-	-	-	-	-	-
2	Claims on Public Sector Entities	-	1,928,871	-	-	-	7,717,006	-	-	-	-	-	4,244,277
3	Claims on Multilateral Development Banks and International Institutions	-	-	-	-	-	-	-	-	-	-	-	-
4	Claims on Banks	61,506	5,941,403	-	-	-	2,712,256	-	-	-	-	-	2,544,408
5	Claims Secured by Residential Property	654	-	20,367,300	-	-	-	-	-	-	-	-	7,128,555
6	Claims Secured by Commercial Real Estate	3,276	-	-	-	-	-	-	8,908,138	-	-	-	8,908,138
7	Claims on Employees/Retirees	-	-	-	-	-	-	-	-	-	-	-	-
8	Claims on Micro, Small Business and Retail Portfolio	86,665	1,943	-	-	-	-	20,325,205	-	-	-	-	15,244,293
9	Claims on Corporates	4,312,855	4,323,002	-	-	-	431,478	-	111,013,875	-	-	-	112,094,214
10	Past due Loans	2,699	6,553	-	-	-	-	-	820,420	3,626,151	-	-	6,260,958
11	Other Assets	3,889,241	-	-	-	-	-	-	9,799,257	387,239	-	-	10,380,116
	Total Balance Sheet Exposure	59,090,068	12,201,773	20,367,300	-	-	10,860,739	20,325,205	130,541,690	4,013,391	-	-	166,804,960
B	Exposure on Liabilities Commitments/Contingencies in Administrative Account Transactions												
1	Claims on Sovereigns	-	-	-	-	-	-	-	-	-	-	-	-
2	Claims on Public Sector Entities	-	-	-	-	-	-	-	-	-	-	-	-
3	Claims on Multilateral Development Banks and International Institutions	-	-	-	-	-	-	-	-	-	-	-	-
4	Claims on Banks	894	23	-	-	-	8,133	-	-	-	-	-	4,071
5	Claims Secured by Residential Property	-	-	-	-	-	-	-	-	-	-	-	-
6	Claims Secured by Commercial Real Estate	-	-	-	-	-	-	-	-	-	-	-	-
7	Claims on Employees/Retirees	-	-	-	-	-	-	-	-	-	-	-	-
8	Claims on Micro, Small Business and Retail Portfolio	3,688	-	-	-	-	-	35,647	-	-	-	-	26,735
9	Claims on Corporates	99,340	125,000	-	-	-	-	-	6,631,466	-	-	-	6,656,466
10	Past due Loans	-	-	-	-	-	-	-	-	-	-	-	-
	Total Administrative Account Exposure	103,922	125,023	-	-	-	8,133	35,647	6,631,466	-	-	-	6,687,272
C	Counterparty Credit Risk												
1	Claims on Sovereigns	-	-	-	-	-	-	-	-	-	-	-	-
2	Claims on Public Sector Entities	-	-	-	-	-	38,767	-	-	-	-	-	19,384
3	Claims on Multilateral Development Banks and International Institutions	-	-	-	-	-	-	-	-	-	-	-	-
4	Claims on Banks	-	391,242	-	-	-	7,762	-	-	-	-	-	82,129
5	Claims on Micro, Small Business and Retail Portfolio	-	-	-	-	-	-	160,722	-	-	-	-	120,541
6	Claims on Corporates	-	-	-	-	-	-	-	131,827	-	-	-	131,827
7	Eksposur Tertimbang dari Credit Valuation Adjustment (CVA risk weighted assets)	-	-	-	-	-	-	-	-	-	-	-	169,079
	Total Eksposur Counterparty Credit Risk	-	391,242	-	-	-	46,529	160,722	131,827	-	-	-	522,961



(in million Rupiah)

Capital Expenses (RWA x 8%)	Position 31 December 2016											Risk Weighted Asset (RWA)	Capital Expenses (RWA x 8%)
	Net Claims after Taking into Account the Impact of Credit Risk Mitigation												
	0%	20%	35%	40%	45%	50%	75%	100%	150%	Lainnya			
(14)	(15)	(16)	(17)	(18)	(19)	(20)	(21)	(22)	(23)	(24)	(25)	(26)	
-	34,306,135	-	-	-	-	-	-	-	-	-	-	-	
339,542	-	1,048,143	-	-	-	5,041,047	-	-	-	-	2,730,152	218,412	
-	-	-	-	-	-	-	-	-	-	-	-	-	
203,553	57,421	3,810,534	-	-	-	2,253,778	-	-	-	-	1,888,996	151,120	
570,284	61,741	-	21,325,381	-	-	-	-	-	-	-	7,463,883	597,111	
712,651	-	-	-	-	-	-	-	504,496	-	-	504,496	40,360	
-	-	-	-	-	-	-	-	-	-	-	-	-	
1,219,543	88,861	3,456	-	-	-	-	21,710,776	-	-	-	16,283,773	1,302,702	
8,967,537	3,733,351	3,466,003	-	-	-	277,328	-	113,484,864	-	-	114,316,729	9,145,338	
500,877	1,946	7,546	-	-	-	-	-	838,825	3,496,609	-	6,085,247	486,820	
830,409	3,261,444	-	-	-	-	-	-	9,964,508	466,981	-	10,664,979	853,198	
13,344,397	41,510,899	8,335,683	21,325,381	-	-	7,572,153	21,710,776	124,792,693	3,963,589	-	159,938,255	12,795,060	
-	-	-	-	-	-	-	-	-	-	-	-	-	
-	-	-	-	-	-	-	-	-	-	-	-	-	
-	-	-	-	-	-	-	-	-	-	-	-	-	
326	-	511	-	-	-	27,199	-	-	-	-	13,702	1,096	
-	-	-	-	-	-	-	-	-	-	-	-	-	
-	-	-	-	-	-	-	-	-	-	-	-	-	
-	-	-	-	-	-	-	-	-	-	-	-	-	
2,139	5,723	-	-	-	-	-	57,060	-	-	-	42,795	3,424	
532,517	323,747	-	-	-	-	-	-	5,718,585	-	-	5,718,585	457,487	
-	-	-	-	-	-	-	-	-	-	-	-	-	
534,982	329,470	511	-	-	-	27,199	57,060	5,718,585	-	-	5,775,082	462,007	
-	-	-	-	-	-	-	-	-	-	-	-	-	
1,551	-	-	-	-	-	35,983	-	-	-	-	17,992	1,439	
-	-	-	-	-	-	-	-	-	-	-	-	-	
6,570	-	341,821	-	-	-	6,917	-	-	-	-	71,823	5,746	
9,643	-	-	-	-	-	-	174,488	-	-	-	130,866	10,469	
10,546	-	-	-	-	-	-	-	253,601	-	-	253,601	20,288	
13,526	-	-	-	-	-	-	-	-	-	-	-	-	
41,837	-	341,821	-	-	-	42,901	174,488	253,601	-	-	474,281	37,943	



RISK MANAGEMENT

Table 4.1.b Disclosure of Net Claims Based on the Risk Weight After considering the Impact of Credit Risk Mitigation – Consolidated

No.	Portfolio Category	Position 31 December 2017											Risk Weighted Asset (RWA)
		0%	20%	35%	40%	45%	50%	75%	100%	150%	Others		
(1)	(2)	(3)	(4)	(5)	(6)	(7)	(8)	(9)	(10)	(11)	(12)	(13)	
A Balance Sheet Exposure													
1	Claims on Sovereigns	50,733,172	-	-	-	-	-	-	-	-	-	-	
2	Claims on Public Sector Entities	-	1,928,871	-	-	-	7,717,006	-	-	-	-	4,244,277	
3	Claims on Multilateral Development Banks and International Institutions	-	-	-	-	-	-	-	-	-	-	-	
4	Claims on Banks	61,506	5,986,398	-	-	-	2,712,256	-	-	-	-	2,553,407	
5	Claims Secured by Residential Property	654	-	20,367,300	-	-	-	-	-	-	-	7,128,555	
6	Claims Secured by Commercial Real Estate	3,276	-	-	-	-	-	-	8,908,138	-	-	8,908,138	
7	Claims on Employees/Retirees	-	-	-	-	-	-	-	-	-	-	-	
8	Claims on Micro, Small Business and Retail Portfolio	86,665	1,943	-	-	-	-	22,784,894	-	-	-	17,089,059	
9	Claims on Corporates	4,312,855	4,323,002	-	-	-	431,478	-	111,060,255	-	-	112,140,594	
10	Past due Loans	2,699	6,553	-	-	-	-	-	820,420	3,678,692	-	6,339,769	
11	Other Assets	3,895,997	-	-	-	-	-	-	10,121,000	397,236	-	10,716,854	
	Total Balance Sheet Exposure	59,096,824	12,246,767	20,367,300	-	-	10,860,739	22,784,894	130,909,813	4,075,928	-	169,120,655	
B Exposure on Liabilities Commitments/Contingencies in Administrative Account Transactions													
1	Claims on Sovereigns	-	-	-	-	-	-	-	-	-	-	-	
2	Claims on Public Sector Entities	-	-	-	-	-	-	-	-	-	-	-	
3	Claims on Multilateral Development Banks and International Institutions	-	-	-	-	-	-	-	-	-	-	-	
4	Claims on Banks	894	23	-	-	-	8,133	-	-	-	-	4,071	
5	Claims Secured by Residential Property	-	-	-	-	-	-	-	-	-	-	-	
6	Claims Secured by Commercial Real Estate	-	-	-	-	-	-	-	-	-	-	-	
7	Claims on Employees/Retirees	-	-	-	-	-	-	-	-	-	-	-	
8	Claims on Micro, Small Business and Retail Portfolio	3,688	-	-	-	-	-	35,647	-	-	-	26,735	
9	Claims on Corporates	99,340	125,000	-	-	-	-	-	6,631,466	-	-	6,656,466	
10	Past due Loans	-	-	-	-	-	-	-	-	-	-	-	
	Total Eksposur TRA	103,922	125,023	-	-	-	8,133	35,647	6,631,466	-	-	6,687,272	
C Counterparty Credit Risk													
1	Claims on Sovereigns	-	-	-	-	-	-	-	-	-	-	-	
2	Claims on Public Sector Entities	-	-	-	-	-	38,767	-	-	-	-	19,384	
3	Claims on Multilateral Development Banks and International Institutions	-	-	-	-	-	-	-	-	-	-	-	
4	Claims on Banks	-	391,242	-	-	-	7,762	-	-	-	-	82,129	
5	Claims on Micro, Small Business and Retail Portfolio	-	-	-	-	-	-	160,722	-	-	-	120,541	
6	Claims on Corporates	-	-	-	-	-	-	-	131,827	-	-	131,827	
7	Eksposur Tertimbang dari Credit Valuation Adjustment (CVA risk weighted assets)	-	-	-	-	-	-	-	-	-	-	169,079	
	Total Eksposur Counterparty Credit Risk	-	391,242	-	-	-	46,529	160,722	131,827	-	-	522,961	



(in million Rupiah)

Capital Expenses (RWA x 8%)	Position 31 December 2016											Risk Weighted Asset (RWA)	Capital Expenses (RWA x 8%)
	Net Claims after Taking into Account the Impact of Credit Risk Mitigation												
	0%	20%	35%	40%	45%	50%	75%	100%	150%	Others			
(14)	(15)	(16)	(17)	(18)	(19)	(20)	(21)	(22)	(23)	(24)	(25)	(26)	
-	34,306,135	-	-	-	-	-	-	-	-	-	-	-	
339,542	-	1,048,143	-	-	-	5,041,047	-	-	-	-	2,730,152	218,412	
-	-	-	-	-	-	-	-	-	-	-	-	-	
204,273	57,421	3,897,817	-	-	-	2,253,778	-	-	-	-	1,906,452	152,516	
570,284	61,741	-	21,325,381	-	-	-	-	-	-	-	7,463,883	597,111	
712,651	-	-	-	-	-	-	-	504,496	-	-	504,496	40,360	
-	-	-	-	-	-	-	-	-	-	-	-	-	
1,367,125	88,861	3,456	-	-	-	-	26,405,470	-	-	-	19,804,794	1,584,383	
8,971,248	3,733,351	3,466,003	-	-	-	277,328	-	113,566,964	-	-	114,398,829	9,151,906	
507,182	1,946	7,546	-	-	-	-	-	838,825	3,612,933	-	6,259,734	500,779	
857,348	3,261,730	-	-	-	-	-	-	10,336,038	488,996	-	11,069,532	885,563	
13,529,652	41,511,186	8,422,966	21,325,381	-	-	7,572,153	26,405,470	125,246,323	4,101,929	-	164,137,872	13,131,030	
-	-	-	-	-	-	-	-	-	-	-	-	-	
-	-	-	-	-	-	-	-	-	-	-	-	-	
-	-	-	-	-	-	-	-	-	-	-	-	-	
326	-	511	-	-	-	27,199	-	-	-	-	13,702	1,096	
-	-	-	-	-	-	-	-	-	-	-	-	-	
-	-	-	-	-	-	-	-	-	-	-	-	-	
-	-	-	-	-	-	-	-	-	-	-	-	-	
2,139	5,723	-	-	-	-	-	57,060	-	-	-	42,795	3,424	
532,517	323,747	-	-	-	-	-	-	5,718,585	-	-	5,718,585	457,487	
-	-	-	-	-	-	-	-	-	-	-	-	-	
534,982	329,470	511	-	-	-	27,199	57,060	5,718,585	-	-	5,775,082	462,007	
-	-	-	-	-	-	-	-	-	-	-	-	-	
1,551	-	-	-	-	-	35,983	-	-	-	-	17,992	1,439	
-	-	-	-	-	-	-	-	-	-	-	-	-	
6,570	-	341,821	-	-	-	6,917	-	-	-	-	71,823	5,746	
9,643	-	-	-	-	-	-	174,488	-	-	-	130,866	10,469	
10,546	-	-	-	-	-	-	-	253,601	-	-	253,601	20,288	
13,526	-	-	-	-	-	-	-	-	-	-	-	-	
41,837	-	341,821	-	-	-	42,901	174,488	253,601	-	-	474,281	37,943	



RISK MANAGEMENT

Disclosure of Net Claims and Credit Risk Mitigation Techniques

Table 4.2.a Disclosure of Net Claims and Credit Risk Mitigation Techniques - Bank Only

No.	Portfolio Category	Position 31 December 2017				
		Net Claims	Part Guaranteed with			
			Collateral	Warranty	Credit Insurance	Others
(1)	(2)	(3)	(4)	(5)	(6)	(7)
A	Balance Sheet Exposure					
1	Claims on Sovereigns	50,733,172	-	-	-	-
2	Claims on Public Sector Entities	9,645,877	-	-	-	-
3	Claims on Multilateral Development Banks and International Institutions	-	-	-	-	-
4	Claims on Banks	8,715,165	61,506	-	136,164	-
5	Claims Secured by Residential Property	20,367,955	654	-	-	-
6	Claims Secured by Commercial Real Estate	8,911,414	3,276	-	-	-
7	Claims on Employees/Retirees	-	-	-	-	-
8	Claims on Micro, Small Business and Retail Portfolio	20,413,813	86,665	-	1,943	-
9	Claims on Corporates	120,081,210	4,312,855	-	48,836	-
10	Past due Loans	4,455,823	2,699	-	6,553	-
11	Other Assets	14,075,737	-	-	-	-
	Total Balance Sheet Exposure	257,400,166	4,467,655	-	193,496	-
B	Exposure on Liabilities Commitments/Contingencies in Administrative Account Transactions					
1	Claims on Sovereigns	-	-	-	-	-
2	Claims on Public Sector Entities	-	-	-	-	-
3	Claims on Multilateral Development Banks and International Institutions	-	-	-	-	-
4	Claims on Banks	9,051	894	-	-	-
5	Claims Secured by Residential Property	-	-	-	-	-
6	Claims Secured by Commercial Real Estate	-	-	-	-	-
7	Claims on Employees/Retirees	-	-	-	-	-
8	Claims on Micro, Small Business and Retail Portfolio	39,335	3,688	-	-	-
9	Claims on Corporates	6,855,806	99,340	-	-	-
10	Past due Loans	-	-	-	-	-
	Total Administrative Account Exposure	6,904,192	103,922	-	-	-
C	Counterparty Credit Risk					
1	Claims on Sovereigns	-	-	-	-	-
2	Claims on Public Sector Entities	38,767	-	-	-	-
3	Claims on Multilateral Development Banks and International Institutions	-	-	-	-	-
4	Claims on Banks	399,004	-	-	-	-
5	Claims on Micro, Small Business and Retail Portfolio	160,722	-	-	-	-
6	Claims on Corporates	131,827	-	-	-	-
7	Eksposur Tertimbang dari Credit Valuation Adjustment (CVA risk weighted assets)	-	-	-	-	-
	Total Exposure Counterparty Credit Risk	730,320	-	-	-	-
	Total (A+B+C)	265,034,678	4,571,577	-	193,496	-

*) The value of Net Claims presented in the table refers Circular Letter OJK No. 42/SEOJK.03/2016 regarding the Guidelines for Risk-Weighted Assets for Credit Risk under Standardized Approach Calculation.



(in million Rupiah)

Position 31 December 2016							
Part not Guaranteed	Net Claims	Part Guaranteed with				Part not Guaranteed	
		Collateral	Warranty	Credit Insurance	Others		
(8) = (3)- [(4)+(5)+(6)+(7)]	(9)	(10)	(11)	(12)	(13)	(14) = (9)- [(10)+(11)+(12)+(13)]	
50,733,172	34,306,135	-	-	-	-	34,306,135	
9,645,877	6,089,190	-	-	-	-	6,089,190	
-	-	-	-	-	-	-	
8,517,495	6,121,733	57,421	-	174,656	-	5,889,656	
20,367,300	21,387,122	61,741	-	-	-	21,325,381	
8,908,138	504,496	-	-	-	-	504,496	
-	-	-	-	-	-	-	
20,325,205	21,803,093	88,861	-	3,456	-	21,710,776	
115,719,519	120,961,546	3,733,351	113,713	137,303	-	116,977,180	
4,446,572	4,344,926	1,946	-	7,546	-	4,335,433	
14,075,737	13,692,932	-	-	-	-	13,692,932	
252,739,015	229,211,173	3,943,321	113,713	322,961	-	224,831,179	
-	-	-	-	-	-	-	
-	-	-	-	-	-	-	
-	-	-	-	-	-	-	
8,157	27,710	-	-	-	-	27,710	
-	-	-	-	-	-	-	
-	-	-	-	-	-	-	
-	-	-	-	-	-	-	
35,647	62,783	5,723	-	-	-	57,060	
6,756,466	6,042,332	323,747	-	-	-	5,718,585	
-	-	-	-	-	-	-	
6,800,269	6,132,825	329,470	-	-	-	5,803,355	
-	-	-	-	-	-	-	
38,767	35,983	-	-	-	-	35,983	
-	-	-	-	-	-	-	
399,004	348,739	-	-	-	-	348,739	
160,722	174,488	-	-	-	-	174,488	
131,827	253,601	-	-	-	-	253,601	
-	-	-	-	-	-	-	
730,320	812,811	-	-	-	-	812,811	
260,269,605	236,156,809	4,272,791	113,713	322,961	-	231,447,345	



RISK MANAGEMENT

Table 4.2.b Disclosure of Net Claims and Credit Risk Mitigation Techniques – Consolidated

No.	Portfolio Category	Position 31 December 2017					
		Net Claims	Part Guaranteed with				Others
			Collateral	Warranty	Credit Insurance		
(1)	(2)	(3)	(4)	(5)	(6)	(7)	
A	Balance Sheet Exposure						
1	Claims on Sovereigns	50,733,172	-	-	-	-	
2	Claims on Public Sector Entities	9,645,877	-	-	-	-	
3	Claims on Multilateral Development Banks and International Institutions	-	-	-	-	-	
4	Claims on Banks	8,760,160	61,506	-	136,164	-	
5	Claims Secured by Residential Property	20,367,955	654	-	-	-	
6	Claims Secured by Commercial Real Estate	8,911,414	3,276	-	-	-	
7	Claims on Employees/Retirees	-	-	-	-	-	
8	Claims on Micro, Small Business and Retail Portfolio	22,873,502	86,665	-	1,943	-	
9	Claims on Corporates	120,127,589	4,312,855	-	48,836	-	
10	Past due Loans	4,508,364	2,699	-	6,553	-	
11	Other Assets	14,414,233	-	-	-	-	
	Total Balance Sheet Exposure	260,342,266	4,467,655	-	193,496	-	
B	Exposure on Liabilities Commitments/Contingencies in Administrative Account Transactions						
1	Claims on Sovereigns	-	-	-	-	-	
2	Claims on Public Sector Entities	-	-	-	-	-	
3	Claims on Multilateral Development Banks and International Institutions	-	-	-	-	-	
4	Claims on Banks	9,051	894	-	-	-	
5	Claims Secured by Residential Property	-	-	-	-	-	
6	Claims Secured by Commercial Real Estate	-	-	-	-	-	
7	Claims on Employees/Retirees	-	-	-	-	-	
8	Claims on Micro, Small Business and Retail Portfolio	39,335	3,688	-	-	-	
9	Claims on Corporates	6,855,806	99,340	-	-	-	
10	Past due Loans	-	-	-	-	-	
	Total Administrative Account Exposure	6,904,192	103,922	-	-	-	
C	Counterparty Credit Risk						
1	Claims on Sovereigns	-	-	-	-	-	
2	Claims on Public Sector Entities	38,767	-	-	-	-	
3	Claims on Multilateral Development Banks and International Institutions	-	-	-	-	-	
4	Claims on Banks	399,004	-	-	-	-	
5	Claims on Micro, Small Business and Retail Portfolio	160,722	-	-	-	-	
6	Claims on Corporates	131,827	-	-	-	-	
7	Eksposur Tertimbang dari Credit Valuation Adjustment (CVA risk weighted assets)	-	-	-	-	-	
	Total Eksposure Counterparty Credit Risk	730,320	-	-	-	-	
	Total (A+B+C)	267,976,778	4,571,577	-	193,496	-	

*) The value of Net Claims presented in the table refers Circular Letter OJK No. 42/SEOJK.03/2016 regarding the Guidelines for Risk-Weighted Assets for Credit Risk under Standardized Approach Calculation.



(in million Rupiah)

Position 31 December 2016							
Part not Guaranteed	Net Claims	Part Guaranteed with				Part not Guaranteed	
		Collateral	Warranty	Credit Insurance	Others		
(8) = (3)- [(4)+(5)+(6)+(7)]	(9)	(10)	(11)	(12)	(13)	(14) = (9)- [(10)+(11)+(12)+(13)]	
50,733,172	34,306,135	-	-	-	-	34,306,135	
9,645,877	6,089,190	-	-	-	-	6,089,190	
-	-	-	-	-	-	-	
8,562,489	6,209,016	57,421	-	174,656	-	5,976,939	
20,367,300	21,387,122	61,741	-	-	-	21,325,381	
8,908,138	504,496	-	-	-	-	504,496	
-	-	-	-	-	-	-	
22,784,894	26,497,787	88,861	-	3,456	-	26,405,470	
115,765,899	121,043,646	3,733,351	113,713	137,303	-	117,059,280	
4,499,112	4,461,250	1,946	-	7,546	-	4,451,758	
14,414,233	14,086,764	-	-	-	-	14,086,764	
255,681,115	234,585,407	3,943,321	113,713	322,961	-	230,205,413	
-	-	-	-	-	-	-	
-	-	-	-	-	-	-	
-	-	-	-	-	-	-	
8,157	27,710	-	-	-	-	27,710	
-	-	-	-	-	-	-	
-	-	-	-	-	-	-	
-	-	-	-	-	-	-	
35,647	62,783	5,723	-	-	-	57,060	
6,756,466	6,042,332	323,747	-	-	-	5,718,585	
-	-	-	-	-	-	-	
6,800,269	6,132,825	329,470	-	-	-	5,803,355	
-	-	-	-	-	-	-	
38,767	35,983	-	-	-	-	35,983	
-	-	-	-	-	-	-	
399,004	348,739	-	-	-	-	348,739	
160,722	174,488	-	-	-	-	174,488	
131,827	253,601	-	-	-	-	253,601	
-	-	-	-	-	-	-	
730,320	812,811	-	-	-	-	812,811	
263,211,705	241,531,043	4,272,791	113,713	322,961	-	236,821,579	



Performance
Highlights



Management
Reports



Company
Profile



Management Discussion
and Analysis



Risk
Management

RISK MANAGEMENT

Disclosure of Asset Securitization

As of 31 December 2017, CIMB Niaga had no securitization portfolio.

Quantitative Disclosure of Asset Securitization

Tabel 5.1.a. Disclosure of Asset Securitization Transactions - Bank Only

As of 31 December 2017, CIMB Niaga had no securitization transactions for Bank-only position.

Tabel 5.1.b. Disclosure of Asset Securitization Transactions – Consolidated with Subsidiaries

As of 31 December 2017, CIMB Niaga recorded no securitization transaction for consolidated position with Subsidiaries.

Tabel 5.2.a. Disclosure of the Summary of Activities of Securitization Transactions where the Bank acts as the Initial Creditor - Bank Only

As of 31 December 2017, CIMB Niaga had no securitization transactions in the case the Bank acts as initial lender for Bank-only position.

Tabel 5.2.b. Disclosure of the Summary of Activities of Securitization Transactions where the Bank acts as the Initial Creditor – Consolidated with Subsidiaries

As of 31 December 2017, CIMB Niaga recorded no securitization transactions where the Bank acts as initial creditor for the consolidated position.

Calculation of RWA Credit Risk Standard Approach - Bank Only

Table 6.1.1 Disclosure of Balance Sheet Asset Exposures

(in million Rupiah)

No	Portfolio Category	Position 31 December 2016			Position 31 December 2016		
		Net Claims	RWA before Recognizing CRM	RWA after Recognizing CRM	Net Claims	RWA before Recognizing CRM	RWA after Recognizing CRM
(1)	(2)	(3)	(4)	(5)	(6)	(7)	(8)
1	Claims on Sovereigns	50,733,172	-	-	34,306,135	-	-
2	Claims on Public Sector entities	9,645,877	4,244,277	4,244,277	6,089,190	2,730,152	2,730,152
3	Claims on Multilateral Development Banks and International Institutions	-	-	-	-	-	-
4	Claims on Banks	8,715,165	2,614,719	2,544,408	6,121,733	1,969,501	1,888,996
5	Claims secured by residential property	20,367,955	7,128,784	7,128,555	21,387,122	7,485,493	7,463,883
6	Claims secured by commercial real estate	8,911,414	8,911,414	8,908,138	504,496	504,496	504,496
7	Claims on employees/retirees	-	-	-	-	-	-
8	Claims on Micro, Small Business and Retail Portfolio	20,413,813	15,310,360	15,244,293	21,803,093	16,352,320	16,283,773
9	Claims on Corporates	120,081,210	116,446,138	112,094,214	120,961,546	118,232,705	114,316,729
10	Past due Loans	4,455,823	6,273,525	6,260,958	4,344,926	6,097,976	6,085,247
11	Other Assets	14,075,737	10,380,116	10,380,116	13,692,932	10,664,979	10,664,979
	Total	257,400,166	171,309,333	166,804,960	229,211,173	164,037,621	159,938,255

Table 6.1.2 Disclosure of Off Balance Sheet Commitment/Contingency Exposure

(in million Rupiah)

No	Portfolio Category	Position 31 December 2017			Position 31 December 2016		
		Net Claims	RWA before Recognizing CRM	RWA after Recognizing CRM	Net Claims	RWA before Recognizing CRM	RWA after Recognizing CRM
(1)	(2)	(3)	(4)	(5)	(6)	(7)	(8)
1	Claims on Sovereigns	-	-	-	-	-	-
2	Claims on Public Sector Entities	-	-	-	-	-	-
3	Claims on Multilateral Development Banks and International Institutions	-	-	-	-	-	-
4	Claims on Banks	9,051	4,518	4,071	27,710	13,702	13,702
5	Claims secured by residential property	-	-	-	-	-	-
6	Claims secured by commercial real estate	-	-	-	-	-	-
7	Claims on employees/retirees	-	-	-	-	-	-
8	Claims on Micro, Small Business and Retail Portfolio	39,335	29,501	26,735	62,783	47,087	42,795
9	Claims on Corporates	6,855,806	6,755,806	6,656,466	6,042,332	6,042,332	5,718,585
10	Past due Loans	-	-	-	-	-	-
	Total	6,904,192	6,789,825	6,687,272	6,132,825	6,103,121	5,775,082



RISK MANAGEMENT

Table 6.1.3 Disclosure of Counterparty Credit Risk Exposures

(in million Rupiah)

No	Portfolio Category	Position 31 December 2017			Position 31 December 2016		
		Net Claims	RWA before Recognizing CRM	RWA after Recognizing CRM	Net Claims	RWA before Recognizing CRM	RWA after Recognizing CRM
(1)	(2)	(3)	(4)	(5)	(6)	(7)	(8)
1	Claims on Sovereigns	-	-	-	-	-	-
2	Claims on Public Sector entities	38,767	19,384	19,384	35,983	17,992	17,992
3	Claims on Multilateral Development Banks and International Institutions	-	-	-	-	-	-
4	Claims on Banks	399,004	82,129	82,129	348,739	71,823	71,823
5	Claims on Micro, Small Business and Retail Portfolio	160,722	120,541	120,541	174,488	130,866	130,866
6	Claims on Corporates	131,827	131,827	131,827	253,601	253,601	253,601
7	CVA risk weighted exposures						
	Total	730,320	522,961	522,961	812,811	474,281	474,281

Table 6.1.4 Disclosure of Settlement Risk Exposures

As of 31 December 2017, the Bank recorded no settlement risk exposure for the Bank-only position.

Table 6.1.5 Disclosure of Securitization Risk Exposures

As of 31 December 2017, the Bank recorded no securitization exposure for the Bank-only position.

Table 6.1.6 Disclosure of Total Credit Risk

(in million Rupiah)

	Position 31 December 2017	Position 31 December 2016
(1)	(2)	(3)
Total Credit RWA	174,015,193	166,187,618
Total Capital Deduction Factor	-	-

Calculation of RWA Credit Risk Standard Approach - Consolidated

Table 6.2.1 Disclosure of Balance Sheet Asset Exposures

(in million Rupiah)

No	Portfolio Category	Position 31 December 2017			Position 31 December 2016		
		Net Claims	RWA before Recognizing CRM	RWA after Recognizing CRM	Net Claims	RWA before Recognizing CRM	RWA after Recognizing CRM
(1)	(2)	(3)	(4)	(5)	(6)	(7)	(8)
1	Claims on Sovereigns	50,733,172	0	0	34,306,135	-	-
2	Claims on Public Sector entities	9,645,877	4,244,277	4,244,277	6,089,190	2,730,152	2,730,152
3	Claims on Multilateral Development Banks and International Institutions	0	0	0	-	-	-
4	Claims on Banks	8,760,160	2,623,718	2,553,407	6,209,016	1,986,957	1,906,452
5	Claims secured by residential property	20,367,955	7,128,784	7,128,555	21,387,122	7,485,493	7,463,883
6	Claims secured by commercial real estate	8,911,414	8,911,414	8,908,138	504,496	504,496	504,496



No	Portfolio Category	Position 31 December 2017			Position 31 December 2016		
		Net Claims	RWA before Recognizing CRM	RWA after Recognizing CRM	Net Claims	RWA before Recognizing CRM	RWA after Recognizing CRM
7	Claims on employees/retirees	-	-	-	-	-	-
8	Claims on Micro, Small Business and Retail Portfolio	22,873,502	17,155,127	17,089,059	26,497,787	19,873,341	19,804,794
9	Claims on Corporates	120,127,589	116,492,517	112,140,594	121,043,646	118,314,805	114,398,829
10	Past due Loans	4,508,364	6,352,336	6,339,769	4,461,250	6,272,463	6,259,734
11	Other Assets	14,414,233	10,716,854	10,716,854	14,086,764	11,069,532	11,069,532
	Total	260,342,266	173,625,028	169,120,655	234,585,407	168,237,238	164,137,872

Table 6.2.2 Disclosure of Off Balance Sheet Commitment/Contingency Exposure

(in million Rupiah)

No	Portfolio Category	Position 31 December 2017			Position 31 December 2016		
		Net Claims	RWA before Recognizing CRM	RWA after Recognizing CRM	Net Claims	RWA before Recognizing CRM	RWA after Recognizing CRM
(1)	(2)	(3)	(4)	(5)	(6)	(7)	(8)
1	Claims on Sovereigns	-	-	-	-	-	-
2	Claims on Public Sector Entities	-	-	-	-	-	-
3	Claims on Multilateral Development Banks and International Institutions	-	-	-	-	-	-
4	Claims on Banks	9,051	4,518	4,071	27,710	13,702	13,702
5	Claims secured by residential property	-	-	-	-	-	-
6	Claims secured by commercial real estate	-	-	-	-	-	-
7	Claims on employees/retirees	-	-	-	-	-	-
8	Claims on Micro, Small Business and Retail Portfolio	39,335	29,501	26,735	62,783	47,087	42,795
9	Claims on Corporates	6,855,806	6,755,806	6,656,466	6,042,332	6,042,332	5,718,585
10	Past due Loans	-	-	-	-	-	-
	Total	6,904,192	6,789,825	6,687,272	6,132,825	6,103,121	5,775,082

Table 6.2.3 Disclosure of Counterparty Credit Risk Exposures

(in million Rupiah)

No	Portfolio Category	Position 31 December 2017			Position 31 December 2016		
		Net Claims	RWA before Recognizing CRM	RWA after Recognizing CRM	Net Claims	RWA before Recognizing CRM	RWA after Recognizing CRM
(1)	(2)	(3)	(4)	(5)	(6)	(7)	(8)
1	Claims on Sovereigns	-	-	-	-	-	-
2	Claims on Public Sector entities	38,767	19,384	19,384	35,983	17,992	17,992
3	Claims on Multilateral Development Banks and International Institutions	-	-	-	-	-	-
4	Claims on Banks	399,004	82,129	82,129	348,739	71,823	71,823
5	Claims on Micro, Small Business and Retail Portfolio	160,722	120,541	120,541	174,488	130,866	130,866
6	Claims on Corporates	131,827	131,827	131,827	253,601	253,601	253,601
7	CVA risk weighted exposures			169,079			
	Total	730,320	522,961	522,961	812,811	474,281	474,281



RISK MANAGEMENT

Table 6.2.4 Disclosure of Settlement Risk Exposures

As of 31 December 2017, the Bank recorded no settlement risk exposure for the consolidated position

Table 6.2.5 Disclosure of Securitization Exposure

As of 31 December 2017, the Bank recorded no securitization exposure for consolidated position.

Table 6.2.6 Disclosure of Total Credit Risk

(in million Rupiah)

	Position 31 December 2017	Position 31 December 2016
(1)	(2)	(3)
Total Credit RWA	176,330,888	170,387,235
Total Capital Deduction Factor	-	-

B. MARKET RISK

Market risk is the loss due to movements in market variables, such as interest rates, exchange rates, and option prices, which which could adversely impact CIMB Niaga.

Market risks are found in the Bank's functional activities, such as foreign exchange trading, securities, derivatives, money market instruments and others. Market risk includes interest rate risk, exchange rate risk, and option risk in the trading book and the banking book. Interest rate risk can also arise from differences in the exposure of assets and liabilities of the Bank and interest rate movements, which will affect income and the economic value of the Bank's capital.

Governance

To create robust and effective market risk governance, the Bank has strategically implemented three lines of defense in managing market risk.

1st Line of Defence – Business Unit (BU)

Operating under the Directorate of Treasury or appointed Trading Origination Function (TOF). BU is the risk prevention unit that is responsible for ensuring that the application of policies is implemented in a proper and consistent manner, as well as ensuring the adequacy of the systems,

processes, and resources required in market risk management that includes identification, measurement, monitoring & control, and reporting.

2nd Line of Defence – Risk Management

Conducted by Risk Management Directorate - Market Risk Management Group (MRM), is an independent unit that is responsible for managing and controlling daily market risks and policy operations.

3rd Line of Defence – Internal Audit

Operating under the Internal Audit Directorate which responsible to independently reviews the adequacy and effectiveness of risk management, as well as internal control of market risk management.

The Risk Management Committee (RMC) is an executive committee which responsible for managing the Bank's overall risk and establishing the acceptable framework, strategy, and risk appetite.

MRM's main duties and responsibilities are :

1. Develop, document, implement, review (at least twice a year), and request approval for policies.



2. Review, provide feedback and recommendations on the limit structure submitted by BU a minimum of once a year.
3. Monitor the limits utilization and conduct escalations on excess of limit in accordance with the established procedures.
4. Develop and, provide feedback and recommendations on market risk measurement methodology to assist BU in managing market risk.
5. Analyze and submit market risk reports to the Bank's senior management, including reports on risk exposure, capital adequacy, and stress testing.
6. Provide input to the related committees on new product proposals that could affect the Bank's risk profile.

Meanwhile, interest rate risk in the banking book is managed by the Asset Liability Management (ALM) Risk unit .

Risk management is then stipulated in the form of policies, procedures, risk limits, and other decision results related to the management of market risk. The Bank's market risk limit and appetite are evaluated periodically in accordance with changes in the Bank's business environment. The overall market risk controlling factors are reported to the Risk Oversight Committee (KIPER), as part of the active oversight of the Board of Commissioners.

Policies, Procedures and Limit Setting

Market risk management policy and limit are defined by the RMC. These policies and limits are reviewed periodically to adjust to the treasury business development in particular, and market developments and internal and external regulation in general. Periodically, the Risk Management Unit updates market risk policies to be aligned with external regulations, internal policies, and Treasury business strategies.

For effective risk limit control, the Bank has established a comprehensive limit structure, in accordance with the complexity of action taken, taking into account the Company's business objectives and risk tolerance. Market risk limits applied by the Company include Value at Risk (VaR), sensitivity (DV01, base DV01, CR01, Vega, NOP), trigger loss, and notional size for a particular portfolio. Meanwhile, the determination of limits related to the interest rate risk in the banking book includes the EVE limit.

Risk Management Process

In conformity with Bank Indonesia regulations, the Company is required to undertake a series of processes to identify, measure, monitor, and control risks arising from the Company's activities. The Risk Management Unit plays a role in conducting the process continuously through infrastructure development so that market risk management can be conducted well, in accordance with the maximum limit of risk that the Company is able to tolerate.

Management of market risk includes:

- a. Market risk management for trading book portfolios.
- b. Management of interest rate risk in the banking book.

Market risk identification process is performed through the analysis of new products (particularly treasury products) through the approval process for the product, which is a key means of control for the Bank to identify the inherent market risk to be considered and mitigated before and after the product is launched. To support strong market risks identification process the Bank has a specific policy for the risk management of products and activities that governs the proposal, review, and approval process for the Bank's new products and activities.

RISK MANAGEMENT

The framework for market risk management processes is as follows:



A. MARKET RISK MANAGEMENT FOR THE TRADING BOOK PORTFOLIO

Periodically, the Market Risk Management Unit monitors limit compliance to the exchange rate risk and interest rate risk, where limit breaches will be reported to the relevant unit and the Board of Directors to be followed up on.

The Bank's market risk management process is also supported by an adequate market risk management information system to provide comprehensive and integrated market risk reports. Reporting and monitoring of market risk is conducted periodically by the Market Risk Management Unit as an independent unit. This is also supported by competent human resources in risk management responsibilities, both in terms of quantity and quality.

In managing market risk for the trading book portfolio, the Company uses internal sensitivity analysis, which is the change in the portfolio's value due to the movement of one independent market variable, such as DV01 and DV01 of for instrument portfolios related to interest rates, net open position for foreign exchange, and Vega for option portfolios. In addition to the sensitivity

analysis, the Company uses the Value at Risk (VaR) calculation in assessing the market risk.

Portfolios included in the Value at Risk (VaR) assessment include securities, foreign exchange, and derivatives. The VaR calculation method used is historical simulation, which is reviewed periodically with the assumption that the value of an asset yield in the past may be used to predict the potential risks in the future. The historical simulation VaR method does not require assumptions regarding the distribution of asset yield. The valuation method on fair value measurement of an instrument is performed using the available market price (mark to market) or using theoretical price calculations in illiquid market conditions (mark to model).

The Company uses the VaR calculations to internally evaluate market risk on a daily basis with a VaR assessment with a confidence level of 99.7% (ninety nine point seven percent).

The calculation of market risk for Minimum Capital Adequacy Ratio (KPMM) purposes is using the standard method, which includes the calculation of interest rate risk and exchange rate risk.



Market risks are required to be calculated in capital charges for the standardized approach are:

1. Financial instruments' position in the trading book that are exposed to interest rate risk.
2. Foreign exchange positions in the trading book and banking book that are exposed to foreign exchange risk.
3. Option position with underlying interest rates and/or foreign exchange in the trading book.

Financial instruments in the trading book which are exposed to interest rate risk as intended for minimum capital requirement calculation using the standardized method, includes all positions in the securities' portfolio, as well as other derivatives, such as FX Forward, FX Swap, IRS / CCS, and IR Futures. The same also applies with the calculation of minimum capital for option risk, where the Bank calculates all option positions in the trading book portfolio with both the underlying interest rate and foreign currency, in accordance with the standard method. For exchange rate risk, the Bank calculates all on and off balance sheet positions, both in the trading book and in the banking book portfolio.

The market risk monitoring process is carried out in several stages, namely front- end control and limit establishment. For front-end control, the dealer serves as the primary observer of market risk arising from trading activities as well as managing the Bank's assets and liabilities. The Dealer must maintain an open trading position throughout the day by monitoring the limits that have been set by the Management.

The MRM monitors trading limit breaches on daily basis. Limit setting serves to limit the concentration of risk exposure to a particular position, type of risk, type of instrument and/ or the market. Limits are established based on the Bank's risk tolerance by taking into account the profit targets from trading activities.

The strategy adopted by the Bank in market risk management process is conservative. This is conducted through hedging, squaring position, back-to-back, and other strategies for the off-setting of a transaction/ position that has market risk exposure and can be used for risk transfer processes. The Bank only enter deals that align with its risk appetite and business strategy.

B. THE MANAGEMENT OF INTEREST RATE RISK IN THE BANKING BOOK.

The Bank measures interest rate risk in the banking book, arising from differences in interest rates changes and cash flow (repricing risk), interest rate correlation changes from a yield curve with different positions that affect the Company's activity (basis risk), interest rate correlation changes on maturity range (yield curve risk), and interest rates regarding options embedded in banking book products (option risk).

The Bank measures interest rate exposure, both from the revenue and the economic perspective, using several potential interest rate scenarios, including stress conditions. The measurement approaches that can be used to analyze interest rate risk exposure are repricing gap analysis, PVBP, static simulation of Economic Value of Equity (EVE). In calculating the EVE, the Bank applies a methodology of cash flow behavior for products that have no maturity, and has also taken into account the prepayment cash flow assumption/ projection of the loan products that is required by the regulators.

The scenario used in the static simulation of Economic Value of Equity (EVE) is a parallel interest rate shift up/ down. Capital adequacy calculation scenarios related to changes in interest rate used is 400 bps for Rupiah portfolios, and 200 bps for USD portfolios.



RISK MANAGEMENT

Backtesting

Backtesting is performed by historically comparing the VaR calculation and actual losses by using the Model Verification Based on Failure Test, namely by calculating a number of observations in which the value of losses exceeds the VaR for an observed portfolio a certain observation period. This model is a more historical and non-parametric calculation. If the acceptable error level is breached, it is possible that its VaR model is inaccurate. In addition, backtesting results are reported periodically to the RMC. Model validation used in risk assessment is conducted at regular intervals of at least once a year, or in the event of a modification in the model, due to structural and significant market changes, or portfolio composition changes, which may cause the model to not measure all material market risk factors, or the model has become irrelevant.

Stress Testing

The Bank periodically conducts stress testing to estimate its potential losses during abnormal market conditions in order to observe Treasury performance sensitivity to changes in risk factors and to identify significant impacts on the Bank's portfolios.

In the stress testing exercise, a risk measurement system must be flexible enough to facilitate a variety of scenarios, including the largest historical market moves in the past. The assumptions used in stress testing must be carefully developed to examine the Treasury's portfolio trend.

Stress testing is performed quantitatively, through the identification of various possible crisis scenarios that could adversely impact the Bank. In addition, stress testing is also conducted qualitatively to identify Board of Directors or the management actions and decisions, in order to anticipate worst case scenarios and avoid adverse impact on the fulfillment of the Capital Adequacy Ratio. Stress testing is conducted on the entire

trading book portfolio that is exposed to interest rate risk and trading book and banking book portfolios that are exposed to exchange rate risks, by considering the market risk and liquidity aspects with the assumption of market disturbance.

Internal Control

The Bank periodically reviews the adequacy of the policies and procedures. The assessment of the policy adequacy and its implementation is conducted by an independent party, namely the Internal Audit (IAU), who also informed the management and the Audit Committee for further actions. Information related to market risk exposures is consolidated and reported by the unit in charge of finance and accounting.

The Internal Audit conducts reviews on the market risk management on a regular basis at least once a year through the internal audit process. The reviews cover the activities of Market Risk Management Unit and operational units that are related to the market risk management. The review includes :

- Adequacy of market risk management documentation (including internal models).
- Approval process of significant changes in market risk management.
- Integrity of market risk management information system.
- Market Risk Management (MRM) Unit organization, including the duties and responsibilities, independence, and adequacy of human resources.
- Integration of market risk measurement into the daily risk management process.
- Scope of products and/ or financial instruments exposed to market risks using internal models.
- Verification of the consistency, accuracy, independence and reliability of data sources used in internal models.
- Accuracy and completeness of data for risk measurement.



- Internal approval process for the utilization of models/ assessment techniques (valuation).
- Accuracy of valuation results.
- Accuracy and adequacy of various volatility and correlation assumptions.
- Verification of the internal validation process and backtesting procedures.

Internal Audit is required to document all reviews performed. In addition, pursuant to the regulations concerning on the implementation of the Bank's internal audit function, Internal Audit is required to submit internal audit function implementation reports.

Market Risk Quantitative Disclosures

Table 7.1 Disclosure of Market Risk by Using Standardized Methods

(in million Rupiah)

No.	Risk Type	Position 31 December 2017				Position 31 December 2016			
		Bank Only		Consolidated		Bank Only		Consolidated	
		Capital Charges	RWA	Capital Charges	RWA	Capital Charges	RWA	Capital Charges	RWA
(1)	(2)	(3)	(4)	(5)	(6)	(7)	(8)	(9)	(10)
1	Interest Rate Risk						998,203		998,203
	a. Specific Risk	15,215	190,182	15,215	190,182	7,327	91,589	7,327	91,589
	b. General Risk	148,181	1,852,261	148,181	1,852,261	72,529	906,614	72,529	906,614
2	Exchange Rate Risk	23,582	294,774	23,582	294,774	44,949	561,862	44,949	561,862
3	Equity Risk *)	-	-	-	-	-	-	-	-
4	Commodity Risk *)	-	-	-	-	-	-	-	-
5	Option Risk	29,044	363,051	29,044	363,051	4,169	52,111	4,169	52,111
	Total	216,021	2,700,267	216,021	2,700,267	128,974	1,612,176	128,974	1,612,176

*) For banks with subsidiaries exposure to market risk

Table 7.2 Disclosure of Interest Rate Risk Exposure in the Banking Book (IRRBB)

(in million Rupiah)

Currency	Interest Rate Shock Scenarios	Economic Value	Capital	Percentage of EVE against Capital
IDR	Up 400bps	207,258	34,353,933	0.60%
IDR	Down 400bps	(180,115)	34,353,933	-0.52%
USD	Up 200bps	366,429	34,353,933	1.07%
USD	Down 200bps	(380,442)	34,353,933	-1.11%

C. LIQUIDITY RISK

Liquidity risk is caused by the inability of the Bank to meet its maturing obligations from cash flow funding sources and/or from high-quality liquid assets that can be pledged, without disrupting Bank activity and financial condition.



RISK MANAGEMENT

Governance

Active Supervision of the Board of Commissioners and Board of Directors

The Board of Commissioners and Board of Directors conduct active supervision in line with the Bank's liquidity risk management policy. The Board of Commissioners is responsible for maintaining liquidity risk management effectiveness and evaluating implementation by the Board of Directors in accordance with Bank's policies and strategies, and provide notification on liquidity risk management policy and other related policies and procedures. At the Board of Commissioners level, liquidity risk management reporting is delivered to the Board of Commissioners on regular basis through Risk Oversight Committee (KIPER). As stipulated in Liquidity Risk Management Policy, the Board of Commissioners plays an active leadership role with approval responsibility for the process, including oversight of the emergency funding Contingency Plan and Early Warning System (EWS).

The Board of Directors through the Asset & Liability Committee (ALCO), consisting of the Directors and executive officers, manages liquidity risk in accordance with risk limits acceptable to the Bank. Appropriate risk limits are established through an assessment of internal risk tolerance based on established regulations and taking into account the Bank's business strategy, market conditions, financial conditions, and funding capacity. It is then stipulated in the form of liquidity risk management policies and procedures to ensure that current and future funding requirements can be met both in normal and crisis conditions.

In addition, ALCO is also responsible for validating the Company's liquidity risk management policy, risk level tolerance approvals, and other important procedures related to liquidity risk management that regulate or affect the Bank's risk profile. The

liquidity risk profile is reported to ALCO, senior management and regulators periodically and on an ad-hoc basis, if necessary.

ALCO provides recommendations and makes decisions to ensure that liquidity risk is managed properly in normal and crisis conditions. Active surveillance is in line with the established Company provisions and in accordance with SEBI 16/11/DPNP/2009 and SEOJK No. 34/SEOJK.03/2016 on the Bank's Liquidity Risk Management. Decisions taken by ALCO in the management of assets and liabilities are applicable to all units

The Board of Directors ensures the liquidity risk structure has clear lines of authority and responsibility at all levels of management to maintain an on-going awareness of Company liquidity performance and overall liquidity risk profile. The ALM (Asset Liability Management) Unit monitors liquidity risk together with other relevant units and reports to the Asset & Liability Committee (ALCO).

Policies, Procedures, and Limit Setting

The Company has adequate policies and procedures for liquidity risk management. Policies developed by the Risk Management Unit together with other related units include, among others: liquidity risk management policy, escalation procedures, contingency plan for emergency funding, liquidity risk reporting, normal business conditions assumptions, and liquidity risk reporting behavioral cash flow model. These policies and procedures guide the Company in managing liquidity risk and must be approved by the management committees according to the level. This is a reflection of the active surveillance and involvement in the liquidity risk management.



Bank establishes liquidity risk limits and parameters in accordance with the level of risk appetite based on liquidity gap analysis under normal and stress conditions, as well as through liquidity ratio analysis.

Aligned with with liquidity risk policy, a three-level structure risk policy is designed to facilitate the effective application of a comprehensive liquidity risk management framework to distinguish different types of policies, risk limits and procedures or technical guidelines for liquidity risk management.

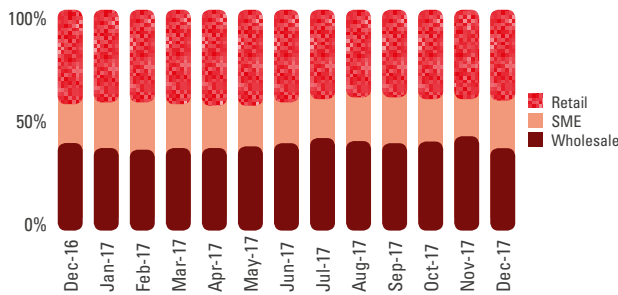
Policy and procedure sufficiency reviews are conducted periodically and approved by management according to the approval level. Document policy must be approved up to the Board of Commissioners, while technical guidance documents are approved by Board of Directors. Assessment on the adequacy of the policy and its

implementation is conducted by an independent party, namely the Internal Audit Work Unit (SKAI). Results of the assessment are submitted to management and the Audit Committee for further action.

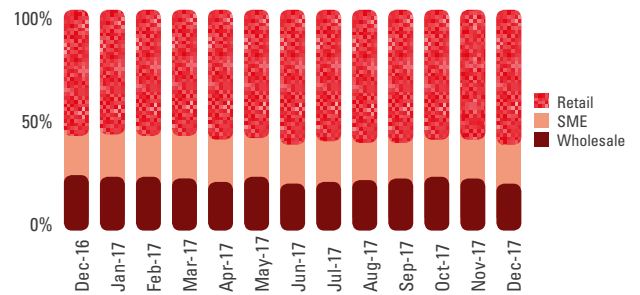
Funding Strategy

In liquidity management, the Company strives to meet its financing needs in a sustainable manner by applying strategies that support continuity and stability in fund management. Hence, Bank always strives to improve stability and sustainability funding. Bank focuses on CASA through the Retail and SME segments to maintain stability and cost of funding. Within the past year, there was an increasing trend in CASA which is expected to improve.

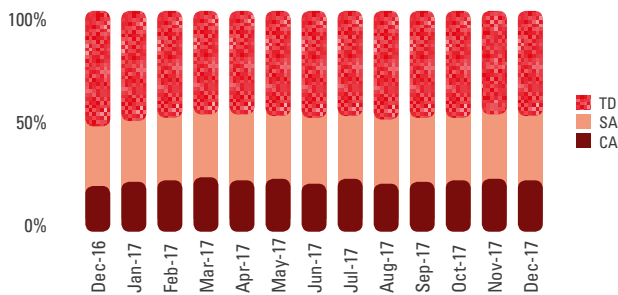
FCY Deposit by Segment



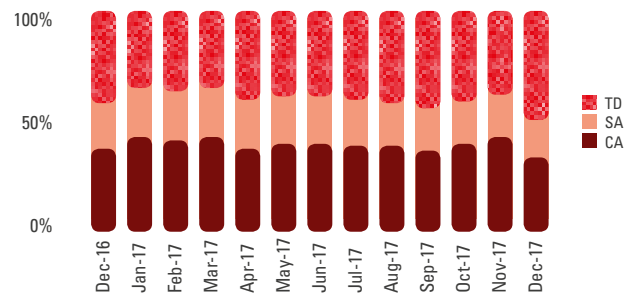
IDR Deposit by Segment



IDR Deposit by Product



FCY Deposit by Product





RISK MANAGEMENT

The growth of stable and low-cost deposits continues to be pursued by improving the features of deposit products, so customers are expected to use existing funding products as a needs for features service that provided and not simply to expect economic incentives

Risk Management Process

Related to the risk management process, bank has successfully implemented a system infrastructure that can perform liquidity gap calculations from detailed data sources, covering all balance sheet positions and administrative accounts.

Risk Identification and Assessment

The identification and assessment process of liquidity risk is conducted through the following method :

- **Liquidity Gap Analysis under Normal and Stress (Crisis) Business Conditions**

Liquidity risk is monitored and managed on a cash flow projection (liquidity gap) basis as the primary assessment. Bank must assess and project cash flows arising from maturity profiles as well as the behavior of assets, liabilities, off-balance sheet commitments, and its derivatives in several gap periods.

The liquidity risk assessment tools are available under both normal and stressed business conditions. Bank should be able to cover cash outflows through cash inflows during the upcoming 30 day period.

Normal conditions analysis is defined where cash outflow and cash inflow are running normally, where everything operates based on general or behavioral habits, in business-as-usual situations, deposits growth continues to increase and interbank transaction is exercised at fair interest rates. While stressed or crisis conditions occur where there is an unexpected cash outflow event, such as a significant

increase in funds withdrawal from customer accounts and cancellation of cash inflow from debtor loan repayments that require the Bank to sell liquid assets to cover the mismatch. The adequacy of the liquid asset components to meet cash flow mismatch will define Banks's benchmark in normal conditions.

- **Liquidity Ratios**

Liquidity ratio is an integral part of liquidity risk management tools in to cash flow mismatch positions/ liquidity gaps. The liquidity ratios monitored include liquidity gaps for local currency and foreign currency, loan to deposit ratio (LDR), funding concentration ratio, liquid assets adequacy ratio, and Basel III liquidity ratio, which includes the Liquidity Coverage Ratio (LCR) and Net Stable Funding Ratio (NSFR).

- **Risk Monitoring**

The Company has Early Warning System (EWS), which informs and alerts management earlier in case deterioration of conditions that could negatively impact Bank's liquidity position. EWS is an assessment methodology that can be used to detect a liquidity problem, and to evaluate bank's financing needs and strategies in times of a liquidity crisis. Basically, the EWS provides indications and reports on a daily basis, such as macro indicator movements, banking and financial systems indicators, bank's internal indicators, and reported indicators based on events that can provide signals of the bank's financial strength and stability. The indicators are selected based on their impact on the financial system by using empirical studies.

The purpose of the EWS is to assist management in determining preventive steps to ensure that bank's liquidity is at expected level considering liquidity can not be build in a short amount of time. In addition, the EWS



helps to prevent the Bank from falling into a bad liquidity crisis that could affect the bank ability to access the existing funding sources, as well as assisting the management in determining remedial strategies to maximize the liquidity of assets and the stability of liabilities.

In terms of liquidity risk reporting, Company must ensure the deployment of adequate management information systems to meet a variety of reporting requirements.

Analysis on the Adequacy of the Bank's Managed liquidity in Stress Testing Scenarios

Banks conducts stress testing to evaluate liquidity resilience in facing of an extreme event scenario caused by idiosyncratic scenarios as well as events occurring in the overall/ systemic market (marketwide). The stress test scenario is generally an extraordinary, yet plausible occurrence. Associated with liquidity risk, for the Company, stress testing estimates the resilience of liquidity, as well as identifying measures to be taken to mitigate the possibility of such stress conditions.

Bank conducts stress testing based on actual scenarios, comprehensive model, and measurable calculation systems. For liquidity risk, the prepared scenario includes both idiosyncratic and systemic (marketwide) scenarios. This will have an impact on the stress mitigation measures. An idiosyncratic stress scenario is when only the Bank itself is experiencing liquidity difficulties, but the overall market is relatively normal. While under systemic or marketwide stress conditions, the industry and the market experience pressure in terms of liquidity. Simulations are conducted on a regular and as-needed basis in order to ensure that the liquidity conditions being managed are always within the required limits.

Basically, the prepared liquidity scenarios are: increased outflow from Bank beyond the normal limits, decreased inflow due to counterparty counter production and the eroding of the market price on the liquid assets owned. In the process, Bank uses assumptions in the calculation of stress testing. The assumptions used are regularly reviewed and approved by the management through ALCO meetings. The simulation results are further discussed in the ALCO forum. In the event of below-the-limit results, improvement measures will be decided, to be undertaken by the Business Unit.

Emergency Contingency Funding Plan

The Emergency Contingency Funding Plan (CFP) is one component of the Company's liquidity risk management policy, which is a compilation of policies, procedures and action plans that are treated as procedural and operational guidelines in the event of a crisis or stress condition. It is intended to avoid, minimize, or manage a potential or actual liquidity crisis. The CFP policies are reviewed annually.

The existing Early Warning Signal monitoring indicator is part of the existing Emergency Contingency Funding Plan. EWS is monitored on a daily basis and acts trigger for the implementation of the Emergency Contingency Funding Plan.

In the event of a crisis, Bank must activate the CFP procedure and become self-sufficient during that period. The Company has been testing the CFP to ensure the established procedures can be run in a real crisis situations. As one form of curtailing liquidity risk, Bank has established a Funding Crisis Management Team (FCMT). FCMT members consist of all Directors with senior management with the expectation that the FCMT's decisions can be implemented quickly across all divisions.

RISK MANAGEMENT

The Bank regularly conducts trials on the CFP policy with the expectation that all relevant parties will be able to make quick, accurate and appropriate

decisions in the event of a crisis. CFP testing is conducted at least once a year.

There are three (3) main phases of Bank liquidity crisis management, as follows :



Risk Reporting

The Company prepares liquidity gap report on daily basis by using contractual and behavioral cash flows on balance sheet, observed daily liquidity ratios, as well as monitoring Early Warning System (EWS) on a daily basis. ALM Risk must notify of any significant trend in those ratios to senior management. These indicators consist of internal and external indicators. EWS indicators are part of the contingency funding plan procedure which must be approved by the Board of Commissioners. ALM Risk also reviews and continuously improves indicators in the Early Warning Signal (EWS), enabling the monitored indicators to actually provide information on the indications of a crisis.

In addition, the liquidity gap report, MAT, limit and ratification report (if any) are reported to ALCO if it is surpassed and must be reported within 24 hours.

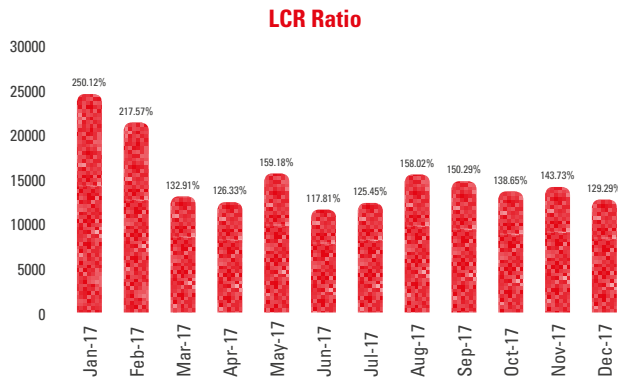
Liquidity Coverage Ratio (LCR) Reporting

The Liquidity Coverage Ratio (LCR) currently conducted on a monthly basis as required in POJK No. 42/POJK.03/2015 on the Obligation to Liquidity Coverage Ratio fulfillment. Also referring to POJK No. 32/POJK.03/2016 on the Transparency and Publication of Company Reports, in which banks are required to convey information concerning their liquidity ratio to the public. The Company regularly submits the LCR figures to the OJK through the online reporting and to the public through the Company's official website on a quarterly basis. LCR figures are always kept above the limits set by the regulator, and follow the established guidelines criteria.

The Company has implemented and applied the automated calculation system since February 2017. With its implementation, the Company is expected to identify liquidity ratios quickly that must be monitored and must maintain consistency.



With the development of this system, CIMB Niaga is able to conduct an intensive monitoring process on liquidity risk. The existing system is able to generate daily calculations as required by the regulators.



Net Stable Funding Ratio (NSFR) Reporting

In addition to LCR, in the implementation of BASEL III concerning the monitoring of liquidity risk, the Bank is also expected to monitor Net Stable Funding Ratio (NSFR) adequacy, where in POJK No. 50/POJK.03/2017, the criteria for grouping components of the balance sheet included in the NSFR calculation, as well as the weights imposed, has been established. It is stipulated that NSFR implementation will come into effect in 2018, but banks with certain criteria are required to conduct the calculation test and report to the OJK.

CIMB Niaga readiness in reporting NSFR figures is conducted by preparing a calculation automation system that is expected to generate accurate and fast NSFR figures. The system has been under development since 2016 and had begun to generate calculations by the end of 2017. This demonstrates that Bank CIMB Niaga pays high attention to manage the adequacy in maintaining liquidity risk.

Risk Control

The Company has set an appropriate liquidity risk tolerance that reflects the Bank’s level of liquidity risk that can be accepted by management. The level of risk tolerance also acts as control mechanism for liquidity risk exposure and susceptibility, and liquidity risk tolerance must be approved by the ALCO and notified to the Board of Directors.

Escalation on liquidity risk tolerance limits is adjusted to its tolerance level, and stages of escalation at each level of tolerance are different. Liquidity risk tolerance, expressed quantitatively in the Company’s limit system referred to as Regulatory Limits, Limit, Management Action Trigger (MAT) and Alert.

Tolerances, defined internally are Limit, Management Action Trigger and Alert. Regulatory Limits as specified by the regulator are boundaries that should not be exceeded. Therefore, internal tolerance limits are prepared as a warning before the regulator’s limit is reached.

The internal tolerance limit is prepared as the limit that must be maintained at all times as a control position for either the cumulative net cash flow mismatch or liquidity gap (using behavioral cash flow), as well as other liquidity ratio components of liquidity ratio such as Total Liquid Assets against Total Assets, Net Interbank Ratio, deposit concentration and a few liquidity ratio components.

In determining internal tolerance for liquidity risk, Bank considers several factors, namely the historical position mismatch and the use of tolerance limit, funding capacity, diversification of funds, market conditions and liquidity stress analysis.



RISK MANAGEMENT

Compliance with the liquidity tolerance limit and the most recent condition must be reported to the ALCO at least on a monthly basis. When a liquidity tolerance limit is exceeded, Bank will undertake the necessary corrective actions to maintain the limit with the approval of senior management as set out in escalation procedures and liquidity risk reporting. All exceeded limits, as well as the corrective actions have been well documented. Liquidity gap monitoring serves as a preventive measure to control the risks arising from a daily cash flow mismatch.

The internal tolerance limit is reviewed at least once a year to ensure compliance and alignment with the Company appetite, funding capacity, changes in the market conditions and business strategies over time.

Regulatory Limit:	Limits are specified by the regulator on the components of liquidity ratio that are not to be exceeded.
Limit:	Limits that are set internally on some liquidity monitoring components which to be specified in Risk Appetite.
MAT:	<ul style="list-style-type: none"> Serves as a hard trigger, to ensure that management's risk profile does not exceed the Bank's maximum acceptable risk. When MAT is exceeded, corrective action must be taken to restore the position.
Alert:	Serves as a soft trigger to remind management that the risk profile is at a high level

Liquid Assets

Bank manages the components of both short-term and long-term liquid assets. Short-term liquid assets are liquidity reserves that are managed by Bank to support operational needs; while long-term liquid assets are the components that can be redeemed at any time and can be accepted by the market as liquid assets, in the event of the Bank needs significant liquidity, particularly in the event of an unexpected situation. Limitations on the management of liquid assets are adjusted to the criteria and the character of the deposit. The sufficiency of liquid assets is monitored by the liquidity ratios that are regulatory in nature and which recognize internal needs.

With the enactment of the LCR, Bank monitors the adequacy of liquid assets for potential cash outflows over the next 30 days. Bank also adjusts the liquidity instrument criteria to be managed. This is in line with the applicable regulations. The management of liquidity composition between Level 1 and Level 2 is always maintained by monitoring the adequacy and benefits provided with the constraints of fulfilling LCR figures above the set limits.

Statutory Reserves (GWM)

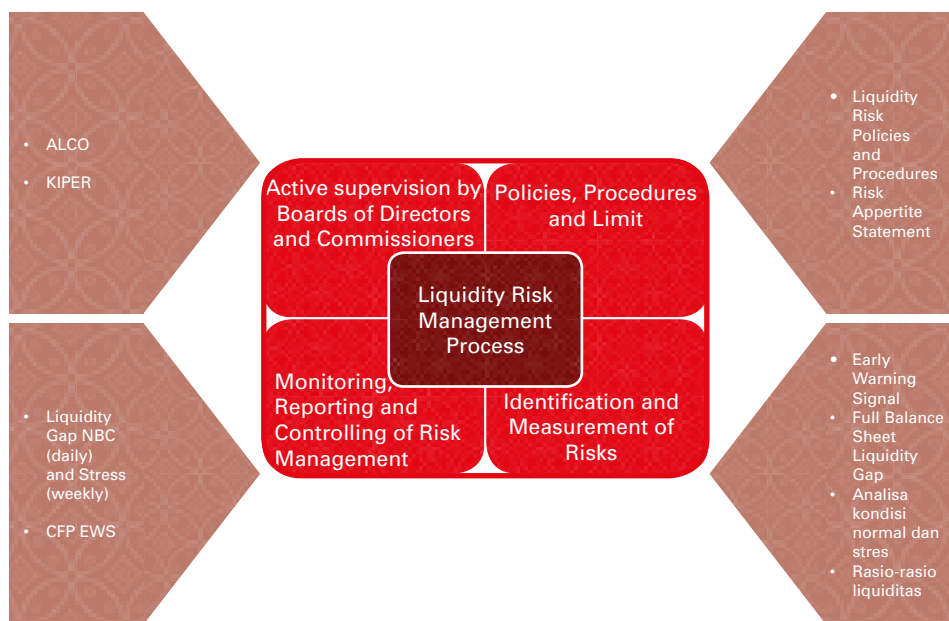
The Company has fulfilled its main Statutory Reserve requirement (GWM) in accordance with regulator requirements to maintain a certain minimum deposit reserve requirement at the Central Bank based on the percentage of third party funds held by the Bank. The Company has also comply with the secondary statutory reserves requirement to have a minimum amount of liquid assets as predcribed by regulators.

Internal Control

Bank periodically updates its liquidity risk policies and limits. The limit is updated to accommodate changes in liquidity conditions in the financial markets. Reviews of policies and procedures carried out on an annual basis and approved by the management in accordance with the level of policy or procedure.

An independent party assesses the adequacy of policies. This requirement is fulfilled by Internal Audit, whose reports are submitted to management and the Audit Committee for further action.

The following is a brief illustration of the CIMB Niaga liquidity risk management framework





RISK MANAGEMENT

Quantitative Liquidity Risk Disclosures

Table 8.1.a. Rupiah Maturity Profile Disclosure - Bank Only

No.	Account	Position 31 December 2017					
		Balance	Maturity *)				
			< 1 Month	> 1 up to 3 Months	> 3 up to 6 Months	> 6 up to 12 Months	
(1)	(2)	(3)	(4)	(5)	(6)	(7)	
I	BALANCE SHEET						
	A. Asset						
	1. Cash	3,428,215	3,428,215	-	-	-	
	2. Placement with Bank Indonesia	16,564,125	16,564,125	-	-	-	
	3. Placement with Other Banks	299,199	299,199	-	-	-	
	4. Marketable Securities	34,507,915	817,768	3,848,825	3,311,792	4,873,463	
	5. Loans	155,588,252	25,256,276	15,006,157	12,066,020	13,951,653	
	6. Other Assets	4,337,700	3,147,909	593,470	506,809	27,753	
	7. Others	11,484,013	-	-	-	-	
	Total Asset	226,209,419	49,513,492	19,448,452	15,884,621	18,852,869	
	B. Liabilities						
	1. Third Party Fund	149,769,814	121,295,062	14,586,199	3,192,157	5,758,204	
	2. Obligations to Bank Indonesia	-	-	-	-	-	
	3. Obligations to Other Banks	5,973,971	5,183,709	267,506	1,442,427	-	
	4. Marketable securities issued	14,782,316	4,965,571	-	1,829,804	-	
	5. Borrowings	1,285,001	1	825,000	-	460,000	
	6. Other Liabilities	9,127,981	3,810,185	843,605	3,218,838	4,962	
	7. Others	-	-	-	-	-	
	Total Liabilities	180,939,083	135,254,528	16,522,310	9,683,226	6,223,166	
	Difference of Assets and Liabilities	45,270,336	(85,741,036)	2,926,142	6,201,395	12,629,703	
II	ADMINISTRATIVE ACCOUNT						
	A. Administrative Account Receivables						
	1. Commitment	-	-	-	-	-	
	2. Contingency	951,455	951,455	-	-	-	
	Total Administrative Account Receivables	951,455	951,455	-	-	-	
	B. Administrative Account Liabilities						
	1. Commitment	49,187,164	6,229,902	8,483,917	7,110,865	12,950,689	
	2. Contingency	3,966,555	1,350,246	762,286	821,070	859,180	
	Total Administrative Account Payable	53,153,719	7,580,148	9,246,203	7,931,935	13,809,869	
	Difference of Receivables and Liabilities in the Administrative Account	(52,202,264)	(6,628,693)	(9,246,203)	(7,931,935)	(13,809,869)	
	Difference [(IA-IB)+(IIA-IIB)]	(6,931,928)	(92,369,729)	(6,320,061)	(1,730,540)	(1,180,166)	
	Cumulative Difference		(92,369,729)	(98,689,790)	(100,420,330)	(101,600,496)	

*) According to regulatory requirement



(in million Rupiah)

Position 31 December 2016							
	> 12 Months	Balance	Maturity *)				
			< 1 Month	> 1 up to 3 Months	> 3 up to 6 Months	> 6 up to 12 Months	> 12 Months
	(8)	(9)	(10)	(11)	(12)	(13)	(14)
	-	2,798,702	2,798,702	-	-	-	-
	-	11,551,692	11,551,692	-	-	-	-
	-	95,712	95,712	-	-	-	-
	21,656,067	25,761,498	1,009,104	1,575,595	3,958,896	3,421,699	15,796,204
	89,308,146	149,733,649	11,509,476	6,099,929	7,880,941	8,741,120	115,502,183
	61,759	4,454,298	2,875,099	693,842	540,931	156,159	188,267
	11,484,013	12,124,399					12,124,399
	122,509,985	206,519,950	29,839,785	8,369,366	12,380,768	12,318,978	143,611,053
	4,938,192	146,860,140	107,551,127	22,163,009	6,138,247	5,002,992	6,004,765
	-	-	-	-	-	-	-
	(919,671)	4,180,266	3,290,505	5,634	811,917	36,400	35,810
	7,986,941	3,407,338	-	-	-	-	3,407,338
	-	50,001	50,001	-	-	-	-
	1,250,391	9,443,038	3,453,205	458,631	1,549,889	15,504	3,965,809
	-	-	-	-	-	-	-
	13,255,853	163,940,783	114,344,838	22,627,274	8,500,053	5,054,896	13,413,722
	109,254,132	42,579,167	(84,505,053)	(14,257,908)	3,880,715	7,264,082	130,197,331
	-	-	-	-	-	-	-
	-	915,199	915,199	-	-	-	-
	-	915,199	915,199	-	-	-	-
	14,411,791	54,258,717	9,911,834	4,914,640	8,922,910	10,251,307	20,258,026
	173,773	3,253,233	455,738	612,800	978,050	715,827	490,818
	14,585,564	57,511,950	10,367,572	5,527,440	9,900,960	10,967,134	20,748,844
	(14,585,564)	(56,596,751)	(9,452,373)	(5,527,440)	(9,900,960)	(10,967,134)	(20,748,844)
	94,668,568	(14,017,584)	(93,957,426)	(19,785,348)	(6,020,245)	(3,703,052)	109,448,487
	(6,931,928)		(93,957,426)	(113,742,774)	(119,763,019)	(123,466,071)	(14,017,584)



RISK MANAGEMENT

Table 8.1.b. Rupiah Maturity Profile Disclosure - Consolidated

No.	Account	Position 31 December 2017					
		Balance	Maturity *)				
			< 1 Month	> 1 up to 3 Months	> 3 up to 6 Months	> 6 up to 12 Months	
(1)	(2)	(3)	(4)	(5)	(6)	(7)	
I BALANCE SHEET							
A Asset							
	1. Cash	3,434,971	3,434,971	-	-	-	
	2. Placement with Bank Indonesia	16,564,125	16,057,681	506,444	-	-	
	3. Placement with Other Banks	344,194	344,194	-	-	-	
	4. Marketable Securities	34,507,915	817,768	3,848,825	3,311,792	4,873,463	
	5. Loans	158,429,544	25,210,557	15,418,880	13,195,563	13,703,442	
	6. Other Assets	4,584,962	3,395,171	593,470	506,809	27,753	
	7. Others	10,843,855	-	-	-	-	
	Total Asset	228,709,566	49,260,342	20,367,619	17,014,164	18,604,658	
B. Liabilities							
	1. Third Party Fund	-	-	-	-	-	
	2. Obligations to Bank Indonesia	149,631,781	121,157,029	14,586,199	3,192,157	5,758,204	
	3. Obligations to Other Banks	-	-	-	-	-	
	4. Marketable securities issued	5,973,971	5,183,709	267,506	1,442,427	-	
	5. Borrowings	14,782,316	4,965,571	-	1,829,804	-	
	6. Other Liabilities	2,551,854	8,319	829,158	-	563,517	
	7. Others	9,692,810	3,981,362	843,605	3,608,219	4,962	
	Total Liabilities	182,632,732	135,295,990	16,526,468	10,072,607	6,326,683	
	Difference of Assets and Liabilities	46,076,834	(86,035,648)	3,841,151	6,941,557	12,277,975	
II ADMINISTRATIVE ACCOUNT							
A. Administrative Account Receivables							
	1. Commitment	-	-	-	-	-	
	2. Contingency	951,455	951,455	-	-	-	
	Total Administrative Account Receivables	951,455	951,455	-	-	-	
B. Administrative Account Liabilities							
	1. Commitment	49,187,164	6,229,902	8,483,917	7,110,865	12,950,689	
	2. Contingency	3,966,555	1,350,246	762,286	821,070	859,180	
	Total Administrative Account Payable	53,153,719	7,580,148	9,246,203	7,931,935	13,809,869	
	Difference of Receivables and Liabilities in the Administrative Account	(52,202,264)	(6,628,693)	(9,246,203)	(7,931,935)	(13,809,869)	
	Difference [(IA-IB)+(IIA-IIB)]	(6,125,430)	(92,664,341)	(5,405,052)	(990,378)	(1,531,894)	
	Cumulative Difference		(92,664,341)	(98,069,393)	(99,059,771)	(100,591,665)	

*) According to regulatory requirement



(in million Rupiah)

		Position 31 December 2016					
		Balance	Maturity *)				
> 12 Months	< 1 Month		> 1 up to 3 Months	> 3 up to 6 Months	> 6 up to 12 Months	> 12 Months	
(8)	(9)	(10)	(11)	(12)	(13)	(14)	
-	2,798,988	2,798,988	-	-	-	-	
-	11,551,692	11,551,692	-	-	-	-	
-	182,995	182,995	-	-	-	-	
21,656,067	25,761,498	1,009,104	1,575,595	3,958,896	3,421,699	15,796,204	
90,901,102	155,091,208	9,681,763	6,778,019	10,066,507	8,741,121	119,823,798	
61,759	4,727,320	3,148,121	693,842	540,931	156,159	188,267	
10,843,855	11,513,317					11,513,317	
123,462,783	211,627,018	28,372,663	9,047,456	14,566,334	12,318,979	147,321,586	
-	146,770,644	107,461,631	22,163,009	6,138,247	5,002,992	6,004,765	
4,938,192	-	-	-	-	-	-	
-	4,180,266	3,290,505	5,634	811,917	36,400	35,810	
(919,671)	3,407,338	-	-	-	-	3,407,338	
7,986,941	3,921,184	50,808	13,775	121,091	403,963	3,331,547	
1,150,860	9,917,904	3,647,526	458,631	1,796,445	15,504	3,999,798	
1,254,662	-	-	-	-	-	-	
14,410,984	168,197,336	114,450,470	22,641,049	8,867,700	5,458,859	16,779,258	
109,051,799	43,429,682	(86,077,807)	(13,593,593)	5,698,634	6,860,120	130,542,328	
-	-	-	-	-	-	-	
-	915,199	915,199	-	-	-	-	
-	915,199	915,199	-	-	-	-	
14,411,791	54,258,717	9,911,834	4,914,640	8,922,910	10,251,307	20,258,026	
173,773	3,253,233	455,738	612,800	978,050	715,827	490,818	
14,585,564	57,511,950	10,367,572	5,527,440	9,900,960	10,967,134	20,748,844	
(14,585,564)	(56,596,751)	(9,452,373)	(5,527,440)	(9,900,960)	(10,967,134)	(20,748,844)	
94,466,235	(13,167,069)	(95,530,180)	(19,121,033)	(4,202,326)	(4,107,014)	109,793,484	
(6,125,430)		(95,530,180)	(114,651,213)	(118,853,539)	(122,960,553)	(13,167,069)	



RISK MANAGEMENT

Table 8.2.a. Foreign Currency Maturity Profile Disclosure - Bank Only

No.	Account	Position 31 December 2017					
		Balance	Maturity *)				
			< 1 Month	> 1 up to 3 Months	> 3 up to 6 Months	> 6 up to 12 Months	
(1)	(2)	(3)	(4)	(5)	(6)	(7)	
I BALANCE SHEET							
A Asset							
	1. Cash	461,026	461,026	-	-	-	
	2. Placement with Bank Indonesia	3,053,517	3,053,517	-	-	-	
	3. Placement with Other Banks	8,458,840	8,458,840	-	-	-	
	4. Marketable Securities	3,944,181	176,787	625,651	763	130,021	
	5. Loans	26,705,869	9,244,954	4,985,423	1,207,619	2,476,268	
	6. Other Assets	2,886,145	607,288	1,192,086	872,023	92,397	
	7. Others	-	-	-	-	-	
	Total Asset	45,509,578	22,002,412	6,803,160	2,080,405	2,698,686	
B. Liabilities							
	1. Third Party Fund	39,685,415	28,406,325	4,267,750	2,229,520	2,021,008	
	2. Obligations to Bank Indonesia	-	-	-	-	-	
	3. Obligations to Other Banks	910,364	910,364	-	-	-	
	4. Marketable securities issued	-	-	-	-	-	
	5. Borrowings	3,257,869	2,715,180	542,689	-	-	
	6. Other Liabilities	2,868,069	529,361	1,211,248	1,001,759	87,536	
	7. Others	-	-	-	-	-	
	Total Liabilities	46,721,717	32,561,230	6,021,687	3,231,279	2,108,544	
	Difference of Assets and Liabilities	(1,212,139)	(10,558,818)	781,473	(1,150,874)	590,142	
II ADMINISTRATIVE ACCOUNT							
A. Administrative Account Receivables							
	1. Commitment	-	-	-	-	-	
	2. Contingency	79,985	79,985	-	-	-	
	Total Administrative Account Receivables	79,985	79,985	-	-	-	
B. Administrative Account Liabilities							
	1. Commitment	12,898,571	1,014,739	3,210,649	2,455,616	3,440,816	
	2. Contingency	925,742	371,712	340,198	154,921	53,249	
	Total Administrative Account Payable	13,824,313	1,386,451	3,550,847	2,610,537	3,494,065	
	Difference of Receivables and Liabilities in the Administrative Account	(13,744,328)	(1,306,466)	(3,550,847)	(2,610,537)	(3,494,065)	
	Difference [(IA-IB)+(IIA-IIB)]	(14,956,467)	(11,865,284)	(2,769,374)	(3,761,411)	(2,903,923)	
	Cumulative Difference		(11,865,284)	(14,634,658)	(18,396,069)	(21,299,992)	

*) According to regulatory requirement



(in million Rupiah)

Position 31 December 2016							
	> 12 Months	Balance	Maturity *)				
			< 1 Month	> 1 up to 3 Months	> 3 up to 6 Months	> 6 up to 12 Months	> 12 Months
	(8)	(9)	(10)	(11)	(12)	(13)	(14)
	-	462,741	462,741	-	-	-	-
	-	2,785,854	2,785,854	-	-	-	-
	-	4,885,580	4,885,580	-	-	-	-
	3,010,959	2,345,730	45,789	100,645	-	-	2,199,296
	8,791,605	25,072,831	2,526,522	2,354,619	3,386,510	1,584,661	15,220,519
	122,351	3,206,652	616,919	992,147	1,413,159	73,977	110,450
	-	-	-	-	-	-	-
	11,924,915	38,759,388	11,323,405	3,447,411	4,799,669	1,658,638	17,530,265
	2,760,812	33,800,490	25,968,900	1,729,770	761,216	1,017,187	4,323,417
	-	-	-	-	-	-	-
	-	377,207	377,207	-	-	-	-
	-	-	-	-	-	-	-
	-	1,514,889	616,733	898,156	-	-	-
	38,165	3,474,184	605,258	990,064	1,669,427	129,593	79,842
	-	-	-	-	-	-	-
	2,798,977	39,166,770	27,568,098	3,617,990	2,430,643	1,146,780	4,403,259
	9,125,938	(407,382)	(16,244,693)	(170,579)	2,369,026	511,858	13,127,006
	-	-	-	-	-	-	-
	-	1,588,120	1,588,120	-	-	-	-
	-	1,588,120	1,588,120	-	-	-	-
	2,776,751	12,310,357	2,617,724	2,400,316	2,334,892	2,862,205	2,095,220
	5,662	776,236	157,473	162,946	196,050	201,392	58,375
	2,782,413	13,086,593	2,775,197	2,563,262	2,530,942	3,063,597	2,153,595
	(2,782,413)	(11,498,473)	(1,187,077)	(2,563,262)	(2,530,942)	(3,063,597)	(2,153,595)
	6,343,525	(11,905,855)	(17,431,770)	(2,733,841)	(161,916)	(2,551,739)	10,973,411
	(14,956,467)		(17,431,770)	(20,165,611)	(20,327,527)	(22,879,266)	(11,905,855)



RISK MANAGEMENT

Table 8.2.b. Foreign Currency Maturity Profile Disclosure - Consolidated

No.	Account	Balance	Position 31 December 2017			
			Maturity *)			
			< 1 Month	> 1 up to 3 Months	> 3 up to 6 Months	> 6 up to 12 Months
(1)	(2)	(3)	(4)	(5)	(6)	(7)
I BALANCE SHEET						
A Asset						
	1. Cash	461,026	461,026	-	-	-
	2. Placement with Bank Indonesia	3,053,517	3,053,517	-	-	-
	3. Placement with Other Banks	8,458,840	8,458,840	-	-	-
	4. Marketable Securities	3,944,181	176,787	625,651	763	130,021
	5. Loans	26,705,869	9,244,954	4,985,423	1,207,619	2,476,268
	6. Other Assets	2,886,145	607,288	1,192,086	872,023	92,397
	7. Others	-	-	-	-	-
	Total Asset	45,509,578	22,002,412	6,803,160	2,080,405	2,698,686
B. Liabilities						
	1. Third Party Fund	39,685,415	28,406,325	4,267,750	2,229,520	2,021,008
	2. Obligations to Bank Indonesia	-	-	-	-	-
	3. Obligations to Other Banks	910,364	910,364	-	-	-
	4. Marketable securities issued	-	-	-	-	-
	5. Borrowings	3,257,869	2,715,180	542,689	-	-
	6. Other Liabilities	2,868,069	529,361	1,211,248	1,001,759	87,536
	7. Others	-	-	-	-	-
	Total Liabilities	46,721,717	32,561,230	6,021,687	3,231,279	2,108,544
	Difference of Assets and Liabilities	(1,212,139)	(10,558,818)	781,473	(1,150,874)	590,142
II ADMINISTRATIVE ACCOUNT						
A. Administrative Account Receivables						
	1. Commitment	-	-	-	-	-
	2. Contingency	79,985	79,985	-	-	-
	Total Administrative Account Receivables	79,985	79,985	-	-	-
B. Administrative Account Liabilities						
	1. Commitment	12,898,571	1,014,739	3,210,649	2,455,616	3,440,816
	2. Contingency	925,742	371,712	340,198	154,921	53,249
	Total Administrative Account Payable	13,824,313	1,386,451	3,550,847	2,610,537	3,494,065
	Difference of Receivables and Liabilities in the Administrative Account	(13,744,328)	(1,306,466)	(3,550,847)	(2,610,537)	(3,494,065)
	Difference [(IA-IB)+(IIA-IIB)]	(14,956,467)	(11,865,284)	(2,769,374)	(3,761,411)	(2,903,923)
	Cumulative Difference		(11,865,284)	(14,634,658)	(18,396,069)	(21,299,992)

*) According to regulatory requirement

Table 8.3. Liquidity Coverage Ratio (LCR) Disclosure

	LCR (%)			
	1 st Quarter/2017	2 nd Quarter/2017	3 rd Quarter/2017	4 th Quarter/2017
	(1)	(2)	(3)	(4)
Bank only	1,8934	1,3335	144.55%	137.22%
Consolidated	1,8185	1,319	143.01%	136.54%



(in million Rupiah)

		Position 31 December 2016					
		Balance	Maturity *)				
> 12 Months	< 1 Month		> 1 up to 3 Months	> 3 up to 6 Months	> 6 up to 12 Months	> 12 Months	
(8)	(9)	(10)	(11)	(12)	(13)	(14)	
-	462,741	462,741	-	-	-	-	
-	2,785,854	2,785,854	-	-	-	-	
-	4,885,580	4,885,580	-	-	-	-	
3,010,959	2,345,730	45,789	100,645	-	-	2,199,296	
8,791,605	25,072,831	2,526,522	2,354,619	3,386,510	1,584,661	15,220,519	
122,351	3,206,652	616,919	992,147	1,413,159	73,977	110,450	
-	-	-	-	-	-	-	
11,924,915	38,759,388	11,323,405	3,447,411	4,799,669	1,658,638	17,530,265	
2,760,812	33,800,490	25,968,900	1,729,770	761,216	1,017,187	4,323,417	
-	-	-	-	-	-	-	
-	377,207	377,207	-	-	-	-	
-	-	-	-	-	-	-	
-	1,514,889	616,733	898,156	-	-	-	
38,165	3,474,184	605,258	990,064	1,669,427	129,593	79,842	
-	-	-	-	-	-	-	
2,798,977	39,166,770	27,568,098	3,617,990	2,430,643	1,146,780	4,403,259	
9,125,938	(407,382)	(16,244,693)	(170,579)	2,369,026	511,858	13,127,006	
-	-	-	-	-	-	-	
-	-	-	-	-	-	-	
-	1,588,120	1,588,120	-	-	-	-	
-	1,588,120	1,588,120	-	-	-	-	
2,776,751	12,310,357	2,617,724	2,400,316	2,334,892	2,862,205	2,095,220	
5,662	776,236	157,473	162,946	196,050	201,392	58,375	
2,782,413	13,086,593	2,775,197	2,563,262	2,530,942	3,063,597	2,153,595	
(2,782,413)	(11,498,473)	(1,187,077)	(2,563,262)	(2,530,942)	(3,063,597)	(2,153,595)	
6,343,525	(11,905,855)	(17,431,770)	(2,733,841)	(161,916)	(2,551,739)	10,973,411	
(14,956,467)		(17,431,770)	(20,165,611)	(20,327,527)	(22,879,266)	(11,905,855)	

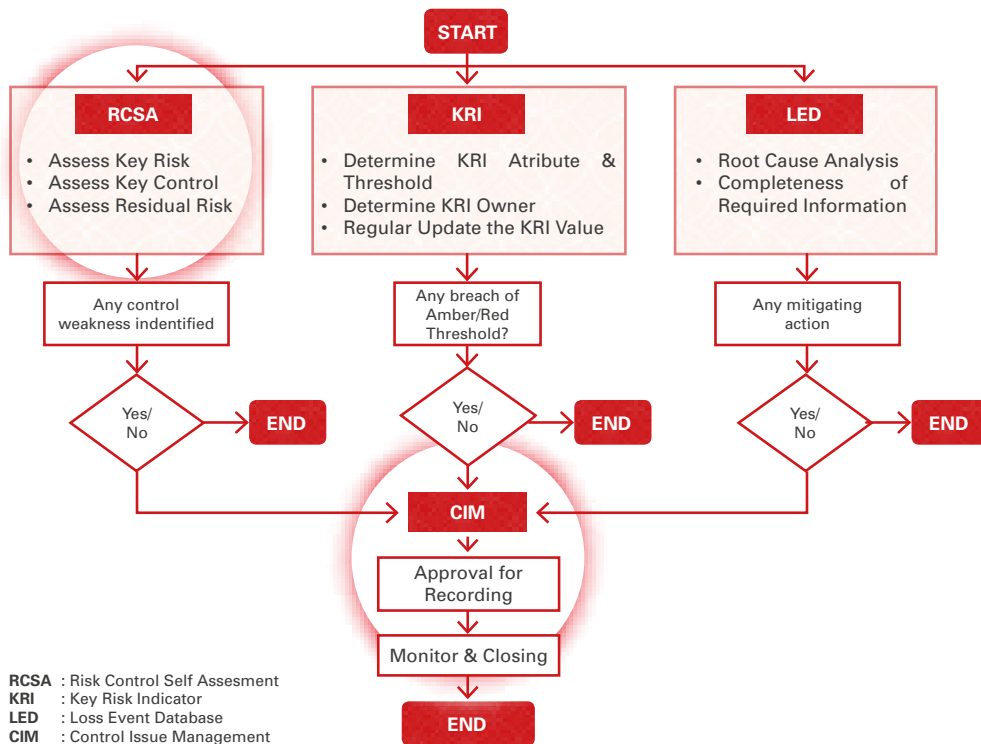
RISK MANAGEMENT

D. OPERATIONAL RISK

With the globalization of financial services, financial products continue to grow more complex and diverse in the market that become more competitive, and the development of rules and regulations by the regulators, financial institutions are faced with the challenge of managing unexpected loss.

The risks of human error, failure of information technology, and processes of daily operations, as well as fraud and illegal acts must be minimized to maintain the Company's operational and functional activities.

Operation Risk Tool



The Company understands that the main factor for proper operational risk management is by fostering discipline and risk management culture in the Bank's organization comprehensively. The active role of every employee is to support an effective and efficient operational risk management program and to accomplish the ORM Mission Statement.

The ORM Mission Statement of Bank CIMB Niaga is:

"To foster a risk management culture and implement best practices based on international standards with the assistance of the system as a

continuous effort in managing operational risks, and to protect the interests of the stakeholders and shareholders of CIMB Niaga from operational risk losses."

To support this, the operational risk management process must be carried out effectively. The Bank uses operational risk instruments such as Risk Control Self- Assessment, Key Risk Indicator, Loss Event Data Management, Control Issue Management, New Product Approval, and Significant Change Assessment Process' to detect operational risks as early as possible.



The Company already has the Operational Risk Management Unit and Anti-Fraud Management Unit as the second line of defense, and function of Checks and Balances as the third line of defense, or Internal Audit for managing operational risk.

Governance

The Board of Commissioners and the Board of Directors perform active supervision of operational risk management, through the evaluation of the Risk Committee at the level of the Board of Directors and Board of Commissioners. Overall, the Board of Directors is responsible for ensuring proper supervision of the Company's operational risks. The Board of Directors sets the risk appetite and risk tolerance levels consistently and in line with the Company's overall business objectives and expected risk profile.

The Board of Directors has full responsibility for the establishment and supervision of the Company's operational risk management framework to ensure that operational risks are properly managed. With the assistance of the Risk Control Unit, independent work unit in each line of defence, each business manager is responsible for managing operational risk and compliance in his/her respective area. The responsibilities include maintaining internal controls, in accordance with the scale and nature of operations, identifying and assessing risks, designing controls, and monitoring the effectiveness of the controls. The operational risk management framework assists them to fulfill their responsibilities by setting the standards for risk assessment methodology and providing tools for systematic reporting of operational risks and better operational risk mitigation processes.

Policies, Procedures and Limit Setting

The Company has established bank-wide policies for operational risk management. For daily operational implementation techniques, the Bank has also established procedures that govern the flow of operational activities, duties and responsibilities, authority limits and boundaries,

lines of reporting and escalation, markers, checks, as well as approval.

The policies and procedures are periodically reviewed and updated to develop and strengthen the corporate risk culture and good corporate governance.

In managing operational risk, the Company adheres to the following principles:

- The Company has a risk appetite that is in accordance with applicable laws and regulations.
- The Company will only conduct activities on products, services, and locations with adequate control of infrastructure and adequate level of expertise together with a true understanding, in order to carry out operational risk management.
- The Company will only approve new products and transactions, products, and markets where the Bank has the expertise and capability to perform effective and proactive risk management eg; the ability to identify, measure, manage, monitor, and report on risks encountered, as well as other risks associated with the products and transactions. Each new product and service must be developed in a comprehensive manner and must be approved by the Committee at the Board of Directors' Level.
- The Company evaluates and continuously improves its policies and procedures to support operations and risk management in all types of Bank products and activities.
- The Company requires each operational unit and activity to follow full business continuity procedures and to have access to disaster recovery facilities.
- The Company provides adequate levels of resources and systems to address current business activities and future plans.
- Risk-taking authority is only granted to staff with adequate skills and expertise, in accordance with the level of risk.

RISK MANAGEMENT

- The Company separates duties and functions based on “Four Eyes Principle” concept to ensure objectivity and avoid conflicts of interests.
- Evaluate the impact of the current risk events.
- Determine the level of risk, whether acceptable or unacceptable.

Risk Management Process

The operational risk management process begins with identification, measurement, control, and management, as well as follow-up and reporting of operational risks that are inherent to the Bank’s main products, activities, processes, and systems.

1. Risk Identification

- Identify and define events that have an impact on the achievement of a specific objective of Bank’s business and support functions.
- Conduct reviews on various sources of risk.
- Establish a comprehensive list of possible scenarios for operational risk exposures.
- Sort different types of operational risks according to their categories.

2. Risk Assessment

- Determine the possibilities or opportunities for risk events in the future.

3. Risk Control and Management

- Prepare the plan for risk mitigation
- Review all possibilities that could be a source of operational risk mitigation
- Re-evaluate the risks if necessary and perform priority adjustments.

4. Follow Up and Risk Reporting

- Follow up on the results achieved during implementation.
- Monitor the operational risk exposure and the operational risk mitigation implementation processes.
- Report operational risk exposures to senior management, the committees, and the regulators.

Operational Risk Management Process at CIMB Niaga

IDENTIFICATION - What risk do we face?

- Risk Assessment - Products, Processes, System
- New Product Approval
- Significant Change Assessment Process

MONITORING - How do we track risks??

- Operational Risk Committee framework
- Control Effectiveness Testing
- Key Risk Indicators vs Thresholds
- Internal Audit Report



ANALYZE - How big is the risk?

- Standardised rating methodology

MITIGATE - How do we fix the issue??

- Corrective mitigation plan
- Risk Acceptance

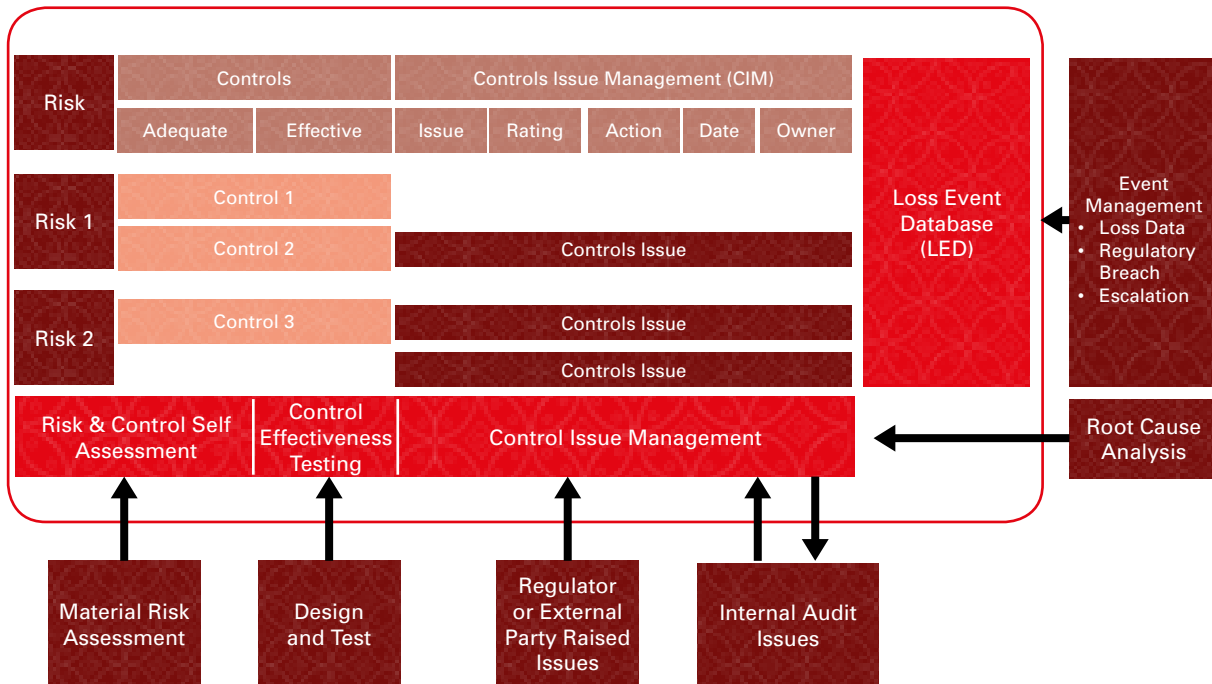


The following are the principles of the operational risk management information system:

1. CIMB Niaga uses an information system that meets the needs of effective operational risk management. The current system and technology are in accordance with the nature and volume of transactions, and the needs of the Bank.
2. Communication systems enable deliverable of information effectively, which includes information on operational risk management policies and procedures, operational loss exposures, and operational performance.
3. The management information system supports operational risk management processes, including the process of identification, measurement, monitoring, and risk control as well as the decision making process by the management.
4. The Board of Directors and management must allocate resources (financial and personnel) optimally to support the operation, development, and maintenance of the system.
5. In using information technology, the management of the Company must use a rigorous, comprehensive, prudent, and accurate analysis process to identify and quantify risks and to ensure that risk control is implemented to manage risk exposure.
6. In conducting the development, procurement, and implementation of information technology, the Bank is required to take controlled measures to generate a system and data with confidentiality and integrity, as well as supporting the achievement of the Company's objectives, including:
 - Establish and implement the procedures and methodology for the development and procurement of Information technology consistently.
 - Implementation of project management in the development of the system.
 - Conduct adequate testing during the development and procurement of a system, including pilot testing with the user of the unit, to ensure the accuracy and functioning of the system according to the needs of the users and the suitability of one system with other systems.
 - Compile documentation of the developed system and its maintenance.
 - Introduce a change in management for an application system.
 - Implement an adequate information technology security system.
7. The Bank must have a system support and operational capacity that can accommodate all business activities, including:
 - Provide accurate and timely input
 - Identify errors
 - Perform a process and completion of all transactions in an efficient, accurate, and timely manner.
 - Ensure confidentiality, accuracy, and security of transactions.
 - Perform reconciliation in an efficient manner.
 - Allow monitoring of risk exposure.
8. The management information system must be able to provide complete, accurate and timely reports and information on operational risk exposure for the decision making process by the Board of Directors.

RISK MANAGEMENT

For the operational risk management information system, the Bank already owns and utilizes the SHARP application, in support of the comprehensive implementation of operational risk management, which is automated in accordance with the regulations and best practices in banking.



In the process of improving operational risk awareness and culture, the Bank has conducted periodic socialization to all existing units, either through workshops, training, sharing sessions, or through articles in the internal company magazine, and through email blasts. Through the implementation of comprehensive and integrated operational risk management, each employee is responsible for minimizing the occurrence of risk in his/her daily operational activities, by implementing a built-in control mechanism and ensuring compliance with the policies and procedures that are applicable in each activity. With the new training concept, that was introduced through 'Learning on the Go' via employees' cellular phones, expected increasing the efficiency of the training to improve the risk awareness culture.

Internal Control

In the implementation of an effective internal control system, there is a clear separation of duties and responsibilities in order not to cause a conflict of interests. Any potential conflicts of interests must be identified, minimized, and monitored independently, by defining the reporting path and a clear separation of a business unit from the work unit performing the control function.

Internal control systems in the implementation of operational risk management include:

- Conformity of the internal control system with the type and level of risk inherent to the business activities of Bank CIMB Niaga.



- Establishment of the authority and responsibilities for the monitoring of compliance, procedures, and limits.
- Establishment of clear reporting lines and a clear separation of functions of business/supporting units to the units that implementing the control functions.
- Organizational structure that clearly illustrates the Bank's business activities.
- Adequacy of procedures to ensure the Bank's compliance with the prevailing laws and regulations.
- Effective, independent, and objective review of the assessment procedures of the Bank's operational activities.
- Periodic and continuous verification and reviews of the management of the Bank's weaknesses to rectify the deviations that occur.

An effective internal control system requires the establishment of an appropriate control structure, by describing the control activities at each business level. This includes reviews by top level management; appropriate control activities for each of the different sections or divisions; supervision of compliance with limit exposure and follow-up of non-compliance; system of approval and authorization; and verification and reconciliation of systems.

In the implementation of an effective internal control system, there is a clear separation of duties and responsibilities, as well as the appointment of non-conflicting employees. Any potential conflict of interests must be identified, minimized, and independently monitored.

Operational Risk Quantitative Disclosures

Table 9.1.a. Quantitative Operational Risk Disclosures - Bank Only

(in million Rupiah)

No.	Applied Approach	Position 31 December 2017			Position 31 December 2016		
		Gross Income (Last 3 years average)*	Capital Charges	RWA	Gross Income (Last 3 years average)*	Capital Charges	RWA
(1)	(2)	(3)	(4)	(5)	(3)	(4)	(5)
1	Basic Indicator Approach (BIA)	14,251,055	1,987,953	24,849,418	12,684,188	1,902,628	23,782,852
	Total	14,251,055	1,987,953	24,849,418	12,684,188	1,902,628	23,782,852

*) For Company that uses Basic Indicator Approach to calculate Operational Risk

Table 9.1.b. Quantitative Operational Risk Disclosures - Consolidated

(dalam jutaan rupiah)

No.	Applied Approach	Position 31 December 2017			Position 31 December 2016		
		Gross Income (Last 3 years average)*	Capital Charges	RWA	Gross Income (Last 3 years average)*	Capital Charges	RWA
(1)	(2)	(3)	(4)	(5)	(3)	(4)	(5)
1	Basic Indicator Approach (BIA)	14,882,650	2,096,616	26,207,702	13,444,055	2,016,608	25,207,603
	Total	14,882,650	2,096,616	26,207,702	13,444,055	2,016,608	25,207,603

*) For Company that uses Basic Indicator Approach to calculate Operational Risk



RISK MANAGEMENT

E. LEGAL RISK

Legal risk is arising from lawsuits and/ or weakness of judicial aspect. In addition, this risk can arise due to the absence of underlying legislation or weakness of the engagement, such as the non-fulfillment of the legitimate terms of a contract, or an agreement containing a weak clause and/ or the failure to fulfill the agreed terms and conditions.

Governance

The Company implements legal risk governance by establishing the risk appetite where management has high legal risk awareness, and the Company always applies adequate legal risk mitigation for all business activities.

In principle, legal risk management is the responsibility of the Board of Commissioners and the Board of Directors, and all employees in the Company. This is in line with corporate policy, governance and codes of ethics/ code of conduct, which define the values adhered to by the Company and set the standards of conduct for the Board of Commissioners and the Board of Directors and employees of the Company. Furthermore, the Board of Directors may assign the implementation of legal risk management to be executed by the legal organization under the Designated Legal Director with the structure, duties and competencies in providing support/legal assistance on the entire business segmentation, including the legal policies. The unit that performs the legal managerial functions is the Legal Risk Management Group.

In addition, legal risk profile reports are submitted periodically to the Board of Directors and Board of Commissioners. Based on the reported results, the Board of Commissioners and Board of Directors evaluate and take corrective actions necessary to improve the quality of the Bank's legal risk management.

Policies, Procedures and Limit Setting

The Bank already has policies and procedures to manage legal risks, which is guidelines that

provide legal advice for Bank actions in accordance with the applicable regulations, both internal and external. Policies on legal risk management are communicated to the employees via e-manual system and e-mail blasts. The Company also attempts to increase employee's legal awareness through programs such as legal training. In addition, Bank ensures the sufficiency and quality of legal opinions, advisory, HR competence in legal organizations to mitigate legal risks.

Risk Management Process

The Bank ensures adequacy in the process of identifying, measuring, monitoring, and controlling risks, as well as risk management information systems to avoid possible litigation or lawsuits.

Identification, measurement, monitoring, and control process (to prevent/or minimize) of legal risks handled by legal unit. The legal risk management process is conducted starting with the process of establishing a banking product, preparing the policy and/ or prior to the implementation of a transaction, up to the settlement of legal issues that occur, including performing a post-mortem review of the legal aspects of a product or the implementation of a transaction, as well as the professional handling of the legal handling process and reserving funds for the cost of potential loss (if required).

Internal Control

The legal organizational unit performs the functions of Legal Quality Assurance, Risk Management Unit, and Internal Audit Unit, and conducts comprehensive internal control in the risk management process through a periodic review process.

F. STRATEGIC RISK

The Bank's business growth in the future is closely related to the strategic decision-making of the Bank. Therefore, the Bank always strives to improve the quality of strategic risk management, so that risks that may emerge from inaccuracies in strategic decision making and implementation, as well



as failures to anticipate changes in the business environment, can be minimized or avoided.

Governance

The Board of Commissioners and the Board of Directors conduct active regulatory and supervisory functions in accordance with their authority and responsibility to determine the direction, strategy, and business focus of the Bank. The Board of Commissioners and the Board of Directors as well as senior management also ensure that risk management processes are in accordance with the Bank's risk management framework and business plans. Each year, the Bank's business strategy and focus are stated in the Bank Business Plan (RBB), which is formulated by the Board of Directors, approved by the Board of Commissioners, and reported to the Financial Services Authority (OJK). The entire strategy is developed in line with the Bank's vision, mission and corporate culture, which translated into financial and non-financial parameters, as the guidelines for all employees to perform their roles and responsibilities.

The Board of Directors provides general directives to all units related to the focus of each unit. The Board of Directors and senior management periodically conduct the performance evaluation of the Bank's strategy implementation every month, through the Performance Management Meeting (PMM). At the Board of Commissioners' level, performance evaluations are also conducted on a regular basis to ensure that business decisions taken by the Board of Directors have a positive impact on the Bank, in line with the strategy and effectiveness, to provide added value for the shareholders.

Strategic risks is managed by the Strategy Unit, which is under the coordination of the Strategy and Finance Director, who is responsible for submitting the Bank's performance to the Board of Commissioners, the Board of Directors, and the regulators.

Policies, Procedures and Limit Setting

The Bank formulates general policies as a strategic guide and the focus of Bank business. As an initiative in the risk identification process, and to respond to changes in the business environment, both externally and internally, the Bank performs regular analysis of the banking industry in terms of macro and micro economic factors that could affect the Bank's revenues and business continuity, across all lines of business.

The general policies or strategic directives formulated by the Bank are divided into a short-term and medium-term perspective. One of the form its implementation is to formulate the Bank Business Plan (RBB), which includes business activities plan of the Bank for the short term (one year) and medium term (three years), including plans to improve business performance, plans for new products and activities, network development plans, as well as strategies is in accordance with the set target and timelines, while complying with prudential principles and good risk management practices.

Monitoring progress of the Bank's RBB realization is conducted periodically every 3 (three) months; furthermore, the Bank regularly monitors its financial performance on a monthly basis through the PMM. This enables the Bank to quickly identify and respond to changes in the business environment, both externally and internally, in accordance with developments in the industry.

The Bank's vision is "Becoming a Leading Bank in ASEAN" with the mission of "Providing integrated universal banking services in Indonesia, be an outstanding company in the ASEAN region and other main regions, and assist in the acceleration of ASEAN integration with other regions"

To accomplish the vision and mission, the Bank has implemented medium-term strategy pillars that have become the main reference in conducting its



RISK MANAGEMENT

business. They are : Focus on the business lines that are the strengths of the Bank, strengthen the funding structure by focusing on CASA, show discipline in cost management, maintain the level of capital and balance in the risk management culture, and develop and leverage of information technology. In addition, to strengthen its business, the Bank will continue to augment synergy, and consolidation with its affiliates and subsidiaries.

Risk Management Process

The Bank continuously ensures the adequacy of strategic risk identification, measurement, monitoring, and control processes, by analyzing the realization of the business plan as well as the business environment. One of the identification processes is through a review of factors that affect the performance of business units, products, activities, and subsidiaries.

The strategic risk measurement process is carried out using several parameters such as analyzing the conformity between the current strategy with the business environment, the Bank's position among competitors, and the realization of the established Bank Business Plan (RBB). The Bank constantly monitors the achievements of its business plans and performance through key financial indicators such as total loans, total third party funds (including CASA portion of total third party funds), ROA, ROE, CAR, LDR, NPL, NIM, BOPO and other major ratios.

Information related to strategic risk profile measurement results is also conducted quarterly and submitted to the regulators.

Internal Control

Strategic risk management control includes regular monitoring of the Bank's performance that impacts revenue and strategic risk management culture involving all of the Bank's lines of business. The Board of Commissioners and the Board of Directors adopt and maintain strong internal control and ensure that the management implements and communicates these internal controls throughout the organization.

The Bank also seeks to increase strategic risks management by determining the measurement of success of a strategy based on measurable and trackable figures through various employee performance indicators.

G. COMPLIANCE RISK

The main objective of compliance risk management is to minimize any possible negative impact on the Bank's behavior that violates the prevailing rules and regulations. The implementation of the Bank's compliance risk management is based on the following compliance principles:

- a. Compliance starts from the top
- b. Compliance is a shared responsibility
- c. Prevailing laws and regulations fulfillment
- d. Competence and integrity
- e. Stakeholder- oriented
- f. Dedication to the Bank.
- g. Problem solving- orientated.

Based on the above compliance principles, compliance risk management is carried out as follows:

Governance

The Bank committed on compliance principles implementation and establishment of compliance culture, as stated in the Compliance Charter, which was formulated and approved by the Board of Directors and the Board of Commissioners. The Compliance Charter contains Bank's commitment to implement ethical and compliance standards towards laws and regulations, as well as compliance risk management.

The Board of Commissioners and the Board of Directors perform active oversight on compliance risk management to ensure effective compliance risk management implementation in supporting compliance culture.

CIMB Niaga appointed Compliance Director supported by the Compliance Management Unit (SKK) as an independent unit that carries out compliance functions and is directly responsible



to the Compliance Director. The Board of Commissioners and the Board of Directors periodically receive the Bank's compliance report and provide necessary direction to achieve the Bank's compliance culture. CIMB Niaga also submits periodic compliance status and activity reports to the regulators.

Policies, Procedures and Limit Setting

Compliance risk management strategy is determined based on the Bank's commitment to comply with regulation and sound banking standard practices to provide added value for all stakeholders. Managers in each unit are directly responsible for compliance implementation in their respective units, including ensuring corrective measures for non-compliance and supervision of the corrective action implementation.

In order to support all units to implement compliance aspect, Compliance Management conducted compliance programs during 2017, such as the compliance matrix, which will be discussed further in a specific section regarding Compliance Management.

Risk Management Process

CIMB Niaga compliance risk management process is conducted in order to minimize the impact of compliance risk. The Compliance risk identification is conducted proactively, for example through regulatory changes gap analysis (external factors) up to periodic self-assessment (or as required) of the business activities and operational development towards the regulation (internal factors).

Compliance risk profile measurement is conducted through bank-wide and each unit self-assessment using internal methodology and complies with the minimum regulatory requirements conducted independently by the Compliance Management Unit.

Based on the assessment results, risk monitoring is conducted periodically to ensure that the specified

risk control measures will be able to minimize the impact of compliance risk effectively. The compliance risk profile is reported to the Board of Directors, the Board of Commissioners, and the regulators periodically.

Internal Control

Internal control for compliance risk management is supported by adequate compliance policies and procedures, active socialization and training on external regulations, conducting compliance tests on new policies, procedures, and products and activities, including monitoring the commitment to regulators. Other independent units, such as the Risk Management Unit and the Internal Audit Unit (IAU), also review the implementation of compliance risk management.

H. REPUTATION RISK

Reputation risk is due to the declining level of stakeholder confidence as a result from negative perception of the bank.

Governance

The Board of Commissioners and the Board of Directors actively supervise the Company's management of reputation risk through the monitoring on the level of risk, reputation risk mitigation process as well as reputation risk governance. As one form of the Board of Directors active supervision on the management of reputation risk, CIMB Niaga has created the Marketing and Communications Committee, a committee at the level of Board of Directors, chaired by the Consumer Banking Director. This committee is responsible for providing direction to the Company's brand management including strategy, value proposition and positioning. In addition, the Company's CX Steering Committee regularly supervises issues in customer experience, mainly in the handling of customer complaints. The reputation risk is also one of the issues addressed by the Operational Risk Committee (ORC).



RISK MANAGEMENT

To facilitate effective implementation of reputation risk management, the Bank established units such as Corporate Affairs, Marketing, Brand and Communications, Media Relations, and Customer Experience. Overall, the Bank continues to strive to instill the importance of reputation risk management to all employees through the dissemination socialization of Bank's vision and mission and internalize Bank's values.

Policies, Procedures and Limit Setting

Policies and mechanism to improve service quality to customers and other stakeholders to control reputation risk are well embedded within each unit in the Bank. The management emphasizes that all business and supporting units, acting as a first line of defense are responsible for maintaining Bank's reputation. Moreover, Bank also has regulation and supporting procedures in place for handling customer complaints and its escalation processes.

Furthermore, Bank constantly improves reputation risk governance that includes the evaluation of risk level taken (risk appetite), and risk tolerance through monitoring of outstanding issues, the perception of stakeholders, and the publication of print media, both newspaper and articles containing complaints and customer feedback. Similarly, evaluation is conducted through Phone Banking and corporate social media accounts, such as Facebook CIMB Niaga, twitter @CIMBNiaga, and Instagram cimb_niaga. In the process of improving this service, Bank's social media accounts are currently operating 24 hours a day. This is conducted to answer customer's inquiries that have now begun to migrate to social media. response to questions from customers who are starting to switch to social and digital media.

Risk Management Process

In managing and identifying reputational risks, Bank is supported by organizational units, such as the Marketing, Brand, and Communications Unit that reports substantial issues, particularly issues with a significant effect on the Company's reputation, position, and branding.

In regards to customer complaints, the Company provides various customer complaint channels, such as face-to-face in branches, phone banking, and the Company's social media accounts. The measurement of reputation risk can be observed from the amount and materiality of customer complaints, complaint handling satisfaction, as well as negative reporting that may affect the reputation of the Company. The OMPK (Automation Monitoring of Complaint Handling) System is used to record bankwide customer complaints, in which every complaint recorded can be directly forwarded to the appropriate unit to be addressed and resolved.

In regards to monitoring and controlling reputation risk, Customer Experience Unit is responsible for supervise the total number of complaints from customers via various channels, including complaints submitted through the regulator and the complaint handling success rate through the implementation of customer surveys. Feedback submitted by customers are then followed up to improve the quality of the Company's services. This unit also ensures that customer complaint handling and management has been carried out properly and in accordance with the provisions of the regulators.



Supporting Business
Review



Corporate Governance
Report



Corporate Social
Responsibility



Others
Corporate Data



Consolidated
Financial Report

In addition, the Company through the Media Relations Unit is constantly vigilant of news reports and customer complaints submitted via the media and responds swiftly, accurately and accountable. The Corporate Affairs Unit also facilitates coordination with external parties.

Bank collaborates with business partners to conduct thorough reviews on both the legal as well as the business aspects of the complaints. Furthermore, in order to provide the best and most suitable services to customers, for complex products, bank conducts analysis of product conformity and suitability with client risk profiles, as well as informing them of the risk and return aspects in a transparent manner.

In times of crisis, should a case or events arise and that could potentially harm the reputation of the Bank, it sets up a preventive measure by preparing the Standby Statement and Frequently Asked Questions (FAQ) to respond to media or customer inquiries related to the issue. This measure is to anticipate possible emergence of and mitigate negative perceptions that may harm to the Company before becoming a major issue in the media.

The Company also undertakes reputation risk management through Public Relations, Corporate Social Responsibility (CSR), fast response to customer complaints, and the consistent implementation of Good Corporate Governance.

Internal Control

Bank has an internal control system for reputation risk management, encompassing periodic reviews of negative publicity or substantial complaints, which might impact the Bank's reputation, and reputation risk management culture that involves all lines of business. The Bank already has a system to identify and assess reputation risk, as well as control activities that is monitored by the Risk Management Unit.

The Bank utilizes information systems and effective communication in the risk management process. Control of risk is conducted by taking immediate corrective measures, allowing the reputation risk to be maintained in accordance with the Bank's risk tolerance limits.



IN YOUTH WE LEARN ABOUT LIFE,
IN AGE WE UNDERSTAND

Batik Grompol

In the Javanese language, 'grompol' or 'grombol' means 'get together' or 'unite'. For youths, wearing batik Grompol may symbolize one of the important life attribute, namely 'togetherness'.





Performance
Highlights



Management
Reports



Company
Profile



Management Discussion
and Analysis



Risk
Management

► Tinjauan Pendukung Bisnis

Table of Contents

342	Human Resources
342	HR Focus and Strategic Plan in 2017
350	Career Development and Talent Management





Supporting Business
Review



Corporate Governance
Report



Corporate Social
Responsibility



Others
Corporate Data



Consolidated
Financial Report

360 Operations and Information Technology

360 Operations

362 Information Technology

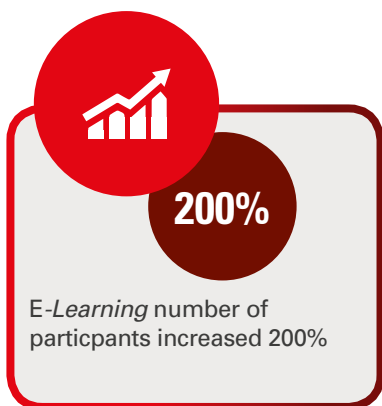




Supporting Business Review

HUMAN RESOURCES

Human Resources (HR) is one of the main pillars of the Bank's focus to support the realisation of CIMB Niaga's strategy.



CIMB Niaga's Human Resource strategy and management are constantly and continuously aligned with market changes, particularly in the banking industry, to ensure that the Bank adapts and adjusts rapidly, dynamically with high agility while keeping professionalism and integrity intact.

HR FOCUS AND STRATEGIC PLAN IN 2017

In order to realize CIMB Niaga's strategy and respond to challenges in the industry, the development strategy of CIMB

Niaga's Human Resources in 2017 was focused on 4 main priorities:

1. HR Automation
2. Grow Our Own Talent
3. Sustainable Process Improvement across all HR Pillars and Organizational Effectiveness
4. Implementation of Corporate Core Values and and Nurturing Risk & Compliance Culture

HR Automation

The rapid development of technology has become the catalyst for the development of systems in Human Resources in



CIMB Niaga. Automation for HR operational services has led to a more efficient, effective and better turn-around time which improve service quality. The initiatives carried out throughout 2017 include:

1. Enhancement of Employee Learning System (Learning Content Management System)

CIMB Niaga has enhanced an e-learning system for employees that can be accessed through computers via intranet networks to reach a wider range of learners. The employee learning system is equipped with online features for registration activities, approval, evaluation and training certificates and thus improve the efficiency and effectiveness of employee learning activities.

2. Development of Recruitment System (E-Recruitment)

E-recruitment is a system to monitor status and calculate the time required (turn-around time) at each stage of the recruitment process. Through the availability of the e-recruitment system, the recruitment process is expected to become more practical, transparent and accountable.

3. Development of Self-Service System

The HR self-service system was developed to expedite employment needs such as benefit claims, employee resignation and other matters. With the development of the self-service system, it became easier for employees to request and access information related to employment.



Performance
Highlights



Management
Reports



Company
Profile



Management Discussion
and Analysis



Risk
Management

HUMAN RESOURCES

Grow Our Own Talent

CIMB Niaga understands that the Bank's ability to recognize and manage talents strategically could deliver a sustainable competitive advantage. Attracting high quality talent in the market is becoming more difficult due to market competition and as such the need to build talent internally is highly critical.

To ensure the availability of leadership talent regeneration, CIMB Niaga has implemented future leader development programs through The Complete Banker (TCB) program and specific Development Program (DP). During 2017, 503 fresh graduates joined CIMB Niaga through these development programs.

In addition, CIMB Niaga has also identified key positions and implemented succession planning framework in a structured and integrated manner through the HR Committee. By 2017, 155 key positions have been identified as well as their successors.

Furthermore, CIMB Niaga also develops career path models for each organizational unit that can be used as guidance for employees in planning their careers more effectively. Through the career path models, employees can recognize the competencies required to achieve a certain position and how to achieve it.

Sustainable Process Improvement across all HR Pillars and Organizational Effectiveness

The Human Resources Directorate of CIMB Niaga believes that continuous process development and improvement is the key to making the Bank relevant amidst continuous market changes. The process improvement initiatives in 2017 were focused on risk management practices and increased control over operational processes.

Several initiatives undertaken were, established talent database management, established outsource database management, updating HR risk indicators, raising risk awareness through self-identify operational risks in HR processes and activities, as well as updating HR policies and procedures to align with current regulations and make them consolidated and easier to comprehend.

In addition, CIMB Niaga evaluates organization effectiveness in a sustainable manner to ensure the organization architecture supports the realization of the Bank's strategy as well as to keep it relevant in responding to the market changes.

Therefore, in 2017 CIMB Niaga conducted a structured and comprehensive review of several business unit organizations with the scope of organization layers, span of control, job evaluations, duplication function analysis, productivity levels, portfolio analysis and updating of job descriptions.

Implementation of Corporate Core Values and Nurturing Risk & Compliance Culture

In adapting to social behavioural changes both internally and externally, CIMB Niaga emphasizes the importance of internalizing its corporate core values as the foundation of workplace behaviour.

The 5 Core Values of the Bank as reflected in CHESI (Customer Centric, High Performance, Enabling People, Strength in Diversity and Integrity) are manifested through the 3 (three) critical behaviours that must be performed consistently by every employee.

The 3 (three) critical behaviors are; Go the extra-mile to delight customers; Respect each other, engage openly and work together; Recognise each other's efforts and always back each other up, proclaimed in the program *A Better CIMB* (ABC).



CIMB Niaga believes that the 3 (three) critical behaviours will support the Bank's acceleration in facing social behavioural changes, providing excellent service to customers and increasing synergy among individuals, units or functions. In 2017, the process of internalizing corporate core values is done through a number of activities, including:

1. Board of Directors Symbolic Act initiatives to discuss and listen to employees' aspirations directly, building better communication and collaboration. During 2017, 72 sessions were conducted.
2. Established and expanded Informal Leaders and Business Sponsors in various units to actively serve as role models in implementing 3 Critical Behaviours on a daily basis. During 2017, 627 Informal Leaders and 70 Business Sponsors have been identified.
3. Cultural Campaigns, thematic activities related to corporate culture implementation, such as *Culture Day*, passing on *ABC Torch of Recognition* from Directors to top employees to express management appreciation, presenting thank-you cards to employees with positive contributions, environment awareness movement such as *Care with our Home* program, as well as other activities to nurture greater internalization of corporate core values.

CIMB Niaga continuously strives to improve risk and compliance culture through various initiatives, such as, launched the new Code of Ethics & Conduct, whistleblowing campaigns, zero tolerance to fraud campaigns, and internal and external risk management certification for all employees through in-class sessions and digital learning.

Recruitment System

CIMB Niaga emphasizes the principle of transparency, fairness and equality in every recruitment process. In attracting the best talents, CIMB Niaga requires human resources with high quality, integrity and competence, and meet the Bank's needs. To that end, CIMB Niaga has implemented constructive and strategic recruitment strategy and system to ensure only the best talents join the Bank. One of the best



SATRIA AJI MUFATRA

The Complete Bankers IX
MSME Business & Product
Development

CIMB Niaga never stops bringing positive changes in my life. Graduating from CIMB Niaga Overseas Scholarship Program, I joined The Complete Banker (TCB) program which is the right choice for those who keen to pursue their career in banking industry as it challenges young talents to strive for the best while instilling unique values.

This program also provides opportunities to express my passion which empowers me to contribute to other external social events and activities.



AISHA STEPHANIE MUNAF

The Complete Banker VI
Corporate Strategic Initiatives Specialist

I have always wanted to work in a dynamic entity which allows me to learn broad ranges of skill and joining The Complete Banker (TCB) program has been the right choice as it enables me to learn end-to-end Banking skills.

This program also enables me to take part in the Bank critical initiatives and build network across functional units, ASEAN region and top Management.

For me, TCB program succeeds in nurturing young talents to become solid and well-rounded professional Bankers and future leaders.

ways to do this is through background checking of the prospective employees, including educational history, employment history, financial condition history (SID & AML), social media and health conditions.

To attract the best talents, the Bank recruits talented individuals both internally and externally.

A. Internal (from within the Bank)

Fulfilling talent internally is done through employee movement as governed by the 2+3+3 policy, which provides opportunities for employees to work in other units to expand their experience and career development aligned with required conditions and qualifications.

B. External (from outside the Bank)

Meanwhile, fulfilling talent externally is done through various methods, including:

1. Using various channels, such as campus recruitment, job portals, social media, job fair and others
2. Developing external talent mapping and strengthening market intelligence for key positions
3. Providing external scholarship programs to underprivileged students who excel, followed by providing career development opportunities at CIMB Niaga after they graduate
4. Providing an entry level development program for fresh graduates to prepare future leaders of the Bank or to pursue a particular specialization. Several development programs that have been conducted include: The Complete Banker (TCB), Relationship Manager Development Program, Small Medium Enterprise Development Program, Transaction Banking and Commercial Banking Development Program and Teller Development Program



5. Collaborating with a number of Indonesia's leading universities such as UI and SBM ITB in order to provide the opportunity for best students to participate in the selection process of entry level positions at CIMB Niaga
6. CIMB Niaga also opens employment opportunities to people with disabilities, who qualify for certain positions in an effort to contribute back to the community. Currently, CIMB Niaga has hired 58 individuals with special needs for telesales and phone banking officer positions, an increase of 7 individuals from 2016 and the Bank is committed to continuously increase the involvement of people with disabilities
7. Developing various communication tools to strengthen the Bank's image and employee value proposition in attracting talent in the marketplace
8. Referral or recommendation from employees
3. Integrated development program for young talents to grow future leadership competencies through *The Complete Banker* program and *Development Program*. In 2017, CIMB Niaga recruited 503 young talents to be developed.
4. Leadership discussion program involving senior CIMB Niaga leaders to share their experience through Leadership Café Program or *Learn from The Master* on a regular basis
5. Pioneering the development of digital ecosystems and capabilities to respond to changing customer and market demands through the *Digital Leadership Series* program and establishing a special unit to support digital initiatives and innovations.
6. Continuously synchronize the ABC and risk & compliance culture in each employee's competency development program, so that employees are ready to face rapid changes in the global market while still uphold the corporate core values

Competency Development

CIMB Niaga ensures that every employee has equal opportunity to excel and develop their potential, skill and opportunities. Therefore, the development of human resource competency in CIMB Niaga is conducted using an integrated approach designed to cater employee's needs, as well as organizations and business objective.

Moreover, human resources development programs in CIMB Niaga are as follows:

1. Integrated education and training program designed to develop personal, managerial and leadership competencies as well as specific functional and technical competencies required to support business objectives, such as selling skills, customer service excellence, digital banking, transaction banking, sharia, credit, risk management and compliance
2. Integrated leadership development programs through assessment, performance monitoring, certification and sustainable development in order to support employee's career development starting from entry level to middle management and senior leadership levels

Furthermore, development of employee's competencies are conducted not only through internal and external training programs but also conducted through overseas learning and assignment programs. CIMB Niaga also conducts employee exchange programs to provide opportunities for employees to gain experience through assignments in various countries where there is a CIMB Group representation, called the Global Employee Mobility (GEM) program.

Education and Training

CIMB Niaga competency development is done through comprehensive education and training by means of in-house or external programs. Education and training programs are designed under several considerations such as effectiveness, efficiency, impact and learning objectives. Throughout 2017, 12,779 employees (including development program participants) have participated in training and education programs with an average of 46 hours of training per employee.



HUMAN RESOURCES

Several education and training methods that were implemented include Academy, Coaching and Mentoring, as well as Online Learning (E-Learning).

1. Academy

The employee's capability and competence development program is done through an academy approach which integrates series of activities that begins with recruiting, training, performance monitoring, as well as recognizing best achievements. By the end of 2017, CIMB Niaga had launched numerous academies covering almost all of the Bank's business, such as Service Academy, Sales Academy, Micro Small & Medium Enterprise Academy, Syariah Academy, Leadership & Culture Academy, Business Banking Academy, Treasury Academy, Enablers Academy, Risk Management Academy and Credit Academy. To support and develop the right competencies through the academy approach, CIMB Niaga has engaged 556 internal trainers throughout 2017.

2. Coaching and Mentoring

CIMB Niaga actively promotes coaching and mentoring culture through sharing sessions. This session is done by employees and leaders, with the objective of providing guidance, and learning opportunity for employees. This method has a major impact on employee's personal development, fostering self-confidence, optimism and working spirit. During 2017, 684 leaders and employees were actively involved in coaching and mentoring sessions.

3. Online Learning (E-Learning)

As an attempt to provide wider access to learning opportunities, the Bank provides training and education program via online, or e-Learning, using the Learning Content Management System (LCMS) system. In 2017, the Bank initiated an enhancement of the LCMS system's capabilities by improving the concurrent user capacity and adding online features for training approval, training evaluation,

and training certification. By doing so, e-Learning method is increasingly in demand due to wider coverage and greater interaction.

Throughout 2017, 12,307 employees (including development program participants) have participated in e-Learning programs, where employees can be enrolled into several training programs. The number of e-Learning participants increased by 200% from 25,533 participants in 2016 to 76,486 participants in 2017. Information on the number of participants are as follows:

Online Learning Program (by number of participants/learning program)	2017	2016
Bancassurance (ISB)	485	1,805
Country Induction Program	4,106	81
E-Certification Syariah	1,642	573
Online Refreshment Test Frontliner (ORTF)-Batch 1	3,091	3,213
Online Refreshment Test Frontliner (ORTF)-Batch 2	2,983	3,056
Sales Performance Target (SPT)	766	785
Service for Us	1,556	229
Structured Product	549	1,298
Anti Money Laundering (AML) - Mandatory	12,196	-
Basic Syariah Banking - Mandatory	12,207	-
Branch/CBO/LODS Operations Program	78	-
Business Continuity Management (BCM) - Mandatory	12,081	-
Customer Experience (Intro to CX) - Mandatory	12,063	-
IT Security Awareness*	500	-
Kode Etik dan Perilaku Kepegawaian (KEPK) - Mandatory	12,183	-
Compliance (CAP)	-	741
Credit Policy Certification (CPC)	-	712
Intro to Collection	-	213
Loan Underwriting	-	66
Operation Risk Management (ORM) - Mandatory	-	12,368
Policy (CP & PBG)	-	265
Transaction Banking	-	128
Total	76,486	25,533

* this e-learning program continuous in 2018



In addition, in 2017 CIMB Niaga has also initiated the development of a digital learning content using mobile application-based platform called *Learning on the Go* (LoG). Compared to e-Learning, this platform presents learning materials in various forms of gamification or animation with an interactive and engaging audio visual, that can be accessed online through mobile devices or laptop/PC. Through this digital learning platform, employees are expected to have a fun and meaningful learning experience, as well as increasing training and education programs accessibilities which enable employees to learn anytime, anywhere.

Competency and education training program details conducted by CIMB Niaga in 2017 are as follows:

Training Type (by number of participants/training type)	2017	2016
Managerial Leadership & Personal Development	2,147	4,900
Credit Management	1,834	4,691
Risk Management Certification Program	1,666	14,247
Sales	4,996	10,696
Service	21,625	8,260
Operations & IT	17,921	6,697
Other	51,214	38,466
Total	101,403	87,957

Training Man-days (in days)	2017	2016
Managerial Leadership & Personal Development	33,197	32,273
Credit Management	2,758	6,671
Risk Management Certification Program	2,595	5,198
Sales	6,432	11,238
Service	15,389	10,093
Operations & IT	10,677	10,520
Other	20,992	28,032
Total	92,040	104,025

**FIRMANSYAH SHIDIQ WARDHANA**The Complete Banker XII
Syariah (Islamic) Banking Directorate

Being part of The Complete Banker (TCB) Program is a career journey that I am grateful for as it has succeeded to unleash my potentials through various opportunities to learn and work together with the banking' experts, involve in essential business activities, liaise with external clients ranging from private to government sectors, and also work closely with CIMB's counterparts across ASEAN Region. This program also grants me various experience, for example involve in CIMB ASEAN Stock Challenge 2.0, Digital Leadership Series FinTech and many other events.

In a nutshell, TCB is one of the most recommended top-notch Management Trainee programs in creating well-rounded young bankers across region

HUMAN RESOURCES

Training Type (by number of participants/ training type)	Training Objectives	Senior Management		Middle Management		Junior & Non Management	
		2017	2016	2017	2016	2017	2016
Managerial Leadership & Personal Development	Develop leadership skill, managerial skill and self-employment potential	99	151	417	751	1,631	3,998
Credit Management	Increase credit competency in credit value chain and build integrated credit process	71	158	308	1,005	1,455	3,528
Risk Management Certification Program	Develop employee skill in managing risks and improving compliance in all job roles	71	198	452	1,779	1,143	12,270
Sales	Increase employee competency and skill in sales aspect	75	167	722	1,216	4,199	9,313
Service	Develop competency and skill in providing excellent services and experience to customers	153	2	1,465	117	20,007	8,141
Operations & IT	Improve employee competency and skill in conducting business operational activities and developing the Bank's information technology capabilities	167	71	1,847	852	15,907	5,774
Other	Develop competency and technical skill of employees in accordance with the business needs to achieve the Bank's targets	619	587	5,341	4,140	45,254	33,739
Total		1,255	1,334	10,552	9,860	89,596	76,763

HR Competency Development Budget Allocation

In 2017, CIMB Niaga allocated IDR 168.81 billion, 4.6% of employee's personnel costs, for the development of CIMB Niaga human resources competency. Below are details of budget allocation during 2017 and 2016:

Development Fee (in IDR billion)	2017	2016
Training Implementation	94,744	93,192
External Seminar & Course (Domestic)	4,697	6,553
External Seminars & Courses (Overseas)	303	373
Training Center	16,322	19,865
Training Operational	51,825	49,100
Corporate Culture	927	329
Total	168,818	169,412

Based on the table above, the competency development budget allocation has decreased compared to 2016. Although the cost decreased, the learning participant coverage has increased by 15.3% as CIMB Niaga has optimized the e-Learning platform, facilities and infrastructure of the Bank.

CAREER DEVELOPMENT AND TALENT MANAGEMENT

Talent Management Implementation

An excellent talent management implementation is one of the key strategies in achieving competitive advantage, realizing strategic goals and anticipating future business needs. CIMB Niaga adopted a comprehensive approach in implementing talent management, starting with identification, assessment, development, and monitoring, as well as retaining talented employees.

The implementation of talent management is also integrated with the Bank's Business Plan, as talented employees are important assets for CIMB Niaga. The talent management program provides opportunities for talented employees to sustainably develop and improve both their professional and personal quality with CIMB Niaga.

In 2017, CIMB Niaga has identified key positions and implemented succession planning framework in a structured and integrated manner through the HR Committee. The Human Resources Committee's



function is to ensure that the best talents are developed in accordance with both the individual's and the Bank's needs.

This is done through mapping the employee's strengths and development areas which is then used to define employee performance improvement strategies and employee career development. Throughout 2017, 155 key positions at different levels of management have been identified.

Development of Future Leader

As one of the main focuses of Human Resources in 2017 is to grow our own talent, CIMB Niaga has consistently conducted various future leader programs to ensure the availability and readiness of future leaders in the Bank. Through the future leader development programs, CIMB Niaga ensures the transfer of leadership within the Bank can be well implemented.

The Complete Banker

The Complete Banker (TCB) is one of CIMB Niaga's excellent management trainee programs aimed to build leadership bench-strength, create professional bankers with competence, integrity and character that is aligned with the Bank's values.

The program runs for 24 months and is designed to equip the participants with general banking knowledge and skills, as well as opportunities for assignment in various business functions/units and involvement in strategic projects to enhance and develop their strategic thinking, innovation, problem-solving, teamwork and leadership. The TCB program is also designed to be integrated with career development plans, talent management, succession plans and retention programs.

With a wide range of abilities and skills acquired, TCB graduates are expected to become Universal Bankers and have a promising career ladder and ready to take senior management positions within the next 7-10 years.



JESSICA SUHANDA

The Complete Banker XIII
ALM Risk Group | Risk Management

Joining The Complete Banker (TCB) program empowers me to step out of my comfort zone, learn about the whole banking system and gain broad based experience through On the Job Training and Projects.

This program also challenges me to be adaptable and confident through exposure and collaboration with diverse teams.

In my opinion, the Management support towards our learning and development truly contributes to this program success.



HUMAN RESOURCES

Since the program first launched in 2010, CIMB Niaga has recruited 286 top university graduates from Indonesia and overseas. Participants who have passed the program are then placed in selected positions in both business and support units. Up to 2017, TCB graduates have occupied the following positions:

TCB 2010-2017	2017	2016
Assistant Vice President	6	-
Senior Manager	48	17
Manager	92	76
Assistant Manager	5	43
Still in Education	60	68
Total	211	204

* excluding those who resigned and/or failed

Periodically, CIMB Niaga also conducts regular meetings attended by senior leaders of HR and related units to discuss the development of TCB in both career and personal aspects. The purpose of the meeting is to ensure the development strategy runs appropriately in preparing young talents to pursue a career path to the top management position of the Bank.

Development Program

The other CIMB Niaga's management trainee program is the Development Program which aims to fulfill specific competency requirements in certain fields or units. In 2017, CIMB Niaga recruited 479 young talents to support business growth and sales capabilities in branches through the Relationship Manager Development Program (RMDP) which focuses on increasing current and savings account (CASA) and Mortgages portfolio; Small Medium Enterprise Development Program (SMEDP) which focuses on increasing loan portfolio for the SME segment; Transaction Banking and Commercial Banking Development Program which focuses on improving commercial loans and transaction banking products portfolio.

In addition, the Bank also focuses on building specialist competencies for front liners through the Teller Development Program (Teller DP).

Human Resource Profile

As of December 31, 2017, the number of CIMB Niaga employees reached 12,782, while in 2016 was 13,185. The number of CIMB Niaga employees is in line with Bank's operational needs in both quantity and quality. The HR profile in 2017 and its comparison with 2016 is reflected in the following tables:

1. Total Employees by Directorate and Sub Directorate

Directorate/Sub Directorate	2017	2016
Anti Fraud Management	16	15
Business Banking	1,294	1,631
<i>Business Banking Office & RCU</i>	12	-
<i>Commercial Banking</i>	235	251
<i>Corporate Banking</i>	135	138
<i>Corporate Client Solutions</i>	11	12
<i>Micro, Small & Medium Enterprise</i>	901	1,230
Compliance, Corporate Affairs & Legal	79	64
Consumer Banking	7,840	7,689
Corporate Strategic Initiatives	8	8
Credit	354	417
Human Resources	208	247
Internal Audit	118	130
Operations & IT	1,789	1,878
Risk Management	128	128
Strategy & Finance	413	411
Syariah Banking	98	88
Transaction Banking	351	392
Treasury & Capital Market	86	87
Total	12,782	13,185

2. Total Employees by Level of Organization

Level of Organization	2017	2016
Senior Management	184	177
Middle Management	1,378	1,385
Junior Management	7,201	7,276
Non Management	4,019	4,347
Grand Total	12,782	13,185

3. Total Employees by Level of Education

Level of Education	2017	2016
Up to High School	1,030	1,086
D1 (Diploma 1)	46	47
D2 (Diploma 2)	19	21
D3 (Diploma 3)	2,033	2,211
D4 (Diploma 4)	6	8
S1 (Undergraduate)	9,156	9,334
S2 (Graduate)	490	476
S3 (Post Graduate)	2	2
Grand Total	12,782	13,185

4. Total Employees by Employment Status

Status	2017	2016
Permanent Employee	11,475	11,862
Contract Employee	1,307	1,323
Grand Total	12,782	13,185

5. Total Employees by Years of Service

Years of Service	2017	2016
≤ 1	1,396	1,413
> 1 - 5	4,680	4,949
> 5 - 10	2,465	2,442
> 10 - 15	1,538	1,511
> 15	2,703	2,870
Grand Total	12,782	13,185

6. Total Employees by Age

Age (Year)	2017	2016
< 25	934	991
> 25 - 30	2,985	3,032
> 30 - 35	2,771	3,088
> 35 - 40	2,401	2,327
> 40	3,691	3,747
Grand Total	12,782	13,185

7. Total Employees by Gender

Gender	2017	2016
Male	6,024	6,349
Female	6,758	6,836
Grand Total	12,782	13,185

8. Total Employee Turnover

Turnover	2017	2016
Employee Joining	1,995	1,962
Employee Leaving	2,398	2,354

Equality and Job Opportunities

CIMB Niaga is committed to provide employment opportunities for the best candidates to join and build their career based on principles of equality without discriminating against gender, ethnicity, race and religion in accordance with internal and external regulations. Each employee is given an opportunity to contribute in improving the Bank's performance without discrimination. The manifestation of the principle of equality is implemented throughout recruitment, selection and job placement process including matters related to wages, welfare, social security, work environment, training, and others. One of CIMB Niaga's concrete actions is providing opportunities for the best candidates with disabilities to work and grow with the Bank.

In the case of equality, CIMB Niaga in cooperation with third parties provide employment opportunities for the special needs community as reflected in the information below:

Type of Disability	Amount	Job Title	Location
Blind	48	Telesales Funding Officer	CIMB Niaga Gajah Mada
Hearing-impaired	10	PBO Social Media	CIMB Niaga Gajah Mada



HUMAN RESOURCES

Another example of equality principle in providing health insurance facilities to employee is the implementation of health facilities of female employees that can now be used to cover family members starting in 2017.

In addition, gender composition of CIMB Niaga employees is proof that the Bank upholds principles of equality and job opportunity.

Gender	2017	2016
Male	6,024	6,349
Female	6,758	6,836
Grand Total	12,782	13,185

HR Information System

CIMB Niaga implements an integrated Information System to support HR administration, management, planning and analysis. The focuses of HR application system development in 2017 are automation & digitalization of internal processes, efficiency & control improvement, as well as information quality improvement. Several initiatives that have been and will continue to be developed includes the development of online systems for several key processes, such as automation of resignation process, outsource management database, employee letter self service request, talent management database, recruitment tracking system and mobile application related to personnel administration.

Risk & Compliance Culture

CIMB Niaga implemented a number of measures and initiatives to build risk and compliance culture, including:

1. Continuous intensive communication through various media emphasizing the importance of risk and compliance culture
2. Launched the new Code of Ethics and Conduct, followed by annual attestation for each employee

3. Implemented Demerit Framework in Annual Performance Review which focuses on Audit and Compliance areas
4. Developed risk-based remuneration policy in accordance with OJK regulations
5. Built Anti Fraud Culture & Awareness to all employees through training program, campaign, e-mail blast, internal bulletin, workshop and sharing session
6. Imposed strict sanctions for cases related to integrity in the form of termination, reporting the case to relevant stakeholders
7. Encouraged implementation of applicable policies and procedures in a disciplined and consistent manner
8. Collaborated with independent third parties in implementing the Whistleblowing Policy for better independence and transparency
9. Implemented Know Your Employee policy through:
 - a. Improving consistent supervisory function of direct supervisors to subordinates
 - b. Implementing prudential principles in the process of selection and recruitment by conducting background checking of each prospective employee through validation of educational history, employment history, financial condition history (SID & AML), which is performed internally and/or through third party services
 - c. Early detection of suspicious transactions in employee accounts
 - d. Annually conducting employee data updates

Employee Turnover Rate

Employee turnover rate in 2017 increased 1.2% compared to 2016, in line with increased productivity and high competitiveness in the banking industry. The 2017 employee turnover rate, as well as the comparison with 2016 can be seen in the following table:

Turnover Rate	2017	2016
Voluntary Attrition	1,305	1,184
Turnover Rate	10.1%	8.9%

Human Resource Welfare

Performance Evaluation

Employee performance evaluation is one of the factors in determining the remuneration and promotion. CIMB Niaga employee performance evaluation is based on Key Performance Indicator (KPI), which covers both achievements and competencies that aligned with the Bank's vision, mission and values. To ensure that performance appraisals are done fairly and objectively, the details activities are listed below :

1. Starting from self-assessment by the employee
2. Preliminary assessment by supervisors
3. Performance validation with related unit
4. Face-to-face performance discussion process between supervisor and employees (1-on-1 discussion)

CIMB Niaga also implements Demerit Framework for Audit and Compliance areas as part of improving the risk and compliance culture. If the employee is unable to fulfill the predefined Demerit Framework indicator then their performance will be affected. The implementation of Demerit Framework aims to prioritize risk and compliance within employee's respective units so that the Bank can avoid risks and sanctions from regulators.

Remuneration

Remuneration is an important consideration in attracting, motivating, and retaining the best employees. To support the Bank's strategy and to encourage sustainable high performance culture, CIMB Niaga implements remuneration based on performance (meritocracy) and risk (Risk Based Remuneration) with reference to employee performance and OJK regulation. In addition, CIMB Niaga has communicated the Wage Structure & Wage Scale (SUSU) in accordance with the prevailing regulations.

The realization of the remuneration strategy in 2017 includes reviewing the Risk-Based Remuneration policy, implementing the employee benefit system and

enhancing the quality of the employee benefit program as well as its policies and procedures. In addition, the review of the implementation of incentive schemes is carried out on a regular basis with regards to the risk principles and Bank's financial ability in order to encourage synergy between corporate strategy and business strategy.

Assessment of remuneration system and employee welfare shall be conducted periodically and continuously, by taking into account the following matters:

1. The Bank's financial performance
2. Competence and employee performance (meritocracy)
3. Market remuneration practices (market competitiveness)
4. Principle of eligibility and propriety according to position/level
5. Internal equity
6. Level of risk on related position

CIMB Niaga is committed to implementing competitive, fair and risk-based remuneration system as well as ensuring that no employee receives compensation under the minimum terms set by the government.

Retention and Promotion

CIMB Niaga implements employee retention strategies that focus on self-development both in technical and leadership competencies, enlargement of responsibilities, cross-unit assignments and involvement in key projects and other placements that are effectively structured based on the position, performance and employee competence.

In addition, another approach that the Bank carries out to appreciate outstanding employees is career promotion. In determining career promotion, there are several considerations:

1. Employee ability to carry greater tasks and responsibilities.



HUMAN RESOURCES

2. Consistency of employee performance in recent years.
3. Open position for the employee to be promoted into (vacancy driven), either because of vacant position or due to job enlargement.

In order to support the promotion and employee career path, the Bank prepares an integrated development program in accordance with the talent management framework.

Retirement Preparation Program

CIMB Niaga also pays attention to the welfare of employees approaching retirement period. To help employee prepare for retirement period, the Bank provides Pre Retirement Training program for employees and their spouses, which aims to provide information on the rights, obligations and procedures to process retirement benefits as well as post-retirement entrepreneurship insights.

Throughout 2017, the Bank has organized 3 classes of Pre Retirement Training programs attended by 96 participants.

Industrial Relations

Commitment to Increased Productivity

CIMB Niaga commits to build and maintain harmonious industrial relationship between Bank and its employees to ensure that all rights and obligations of all related parties are in accordance with prevailing laws and regulations.

CIMB Niaga engages the Labor Union as Bank's partner in building and maintaining harmonious industrial relations to which it is done through regular ongoing communication. In May 2017, CIMB Niaga and the Labor Union have agreed on the Collective Labor Agreement for period 2017-2019.

Activities in Industrial Networking 2017

CIMB Niaga together with the Labor Union regularly conducts formal and informal meetings in an effort

to build and maintain sustainable communication. Throughout 2017, CIMB Niaga and the Labor Union conducted 9 (nine) formal meetings. This series of meetings is expected to create harmonious industrial relations for a healthy and constructive work environment.

To date, there are 4 Labor Unions (SP) in CIMB Niaga as follows:

1. Serikat Pekerja Bank CIMB Niaga Indonesia (SPBCNI)
2. Serikat Pekerja Ikatan Karyawan CIMB Niaga (IKCN)
3. Serikat Kerja Karyawan Bank CIMB Niaga (SKKBCN), and
4. Serikat Pekerja Ikatan Komunitas Niaga (IKN).

Each of the four Labour Union has members spread throughout both the Head Office and the CIMB Niaga branch offices across Indonesia.

Internal Communication

CIMB Niaga recognizes that internal communication plays a very important and strategic role in supporting the success of the Bank's programs, activities and management policies. Internal communications also have an important function in communicating and socializing the risk and compliance culture awareness, the CIMB Niaga's core values through *A Better CIMB* (ABC) program, as well as the renewal of internal and external regulations.

Internal communication in CIMB Niaga is conducted based on transparent, accountable, actual, accurate, simple, and easy to understand principles; thus it is expected that valid information can reach all employees effectively and efficiently.

CIMB Niaga organizes internal communication consistently which is supported by technology utilization through innovative information delivery via email blast in e-newsletter format, CIMBNET, SMS blast, computer wallpaper, Standing Digital Media and Digital Media Service TV Channel.

Realization of Internal Communication Programs

Realization of internal communications program throughout 2017 includes :

1. HR Info

Media provided by the CIMB Niaga Human Resource Directorate to convey employee-related information, such as, regulations, achievements, activities, holiday announcements, mass leave, and many more.

2. CEO Message

An information delivery medium from the CEO to convey need-to-know information including the Bank's programs and strategies, greetings to employees on religious holidays, and many more.

Other Internal Communication Programs

In 2017, CIMB Niaga conducted other internal communications as follows:

Channel	Objectives
CEO Hotline: Aspiration via SMS to CEO Hotline on Human Resources, Business and others.	A communication medium between employees and Bank Leaders for the Bank's progress, compliance and improvement of service quality and human resources.
CIMBNET: News updates on Bank internal and CIMB Group about management policy, Blog of President Commissioner, as well as latest product information that can be read in detail through CIMB Niaga Net portal.	Delivering actual and factual information to employees using an intranet network.
GALLERY: Delivering news of Bank activities, corporate social events, external award recognitions, news from branches, business unit (product, promo) or Information Technology, and many more.	Deliver actual and factual information to employees using e-Newsletter.
Portrait: is the name of the printed CIMB Niaga Quarterly Magazine with circulation of 3,500 copies distributed to employees, Board of Directors, Board of Commissioners, Senior Officials, as well as CIMB Group with the motto of communication media and internal education. Improved quality of CIMB Niaga News in terms of information, grammar and layout design that can be easily understood and interesting to read by employees.	Deliver information about all activities, policies and aspirations to be understood throughout the ranks of CIMB Niaga through periodical magazines.
Senior Management Walkabout: Road show by management to various areas or regions throughout Indonesia where the Bank is located, by capturing important moments such as Safari Ramadhan, Halal Bi Halal and Christmas Echoes, as well as other important events.	Deliver the Bank's current information and achievable performance, as well as listen to the aspirations of employees directly.

Management of Informal Employee Activities

CIMB Niaga provides an informal employee organization outside office hours called CIMB Niaga Club (CNC). Through CNC, employees can channel their hobbies and creativity in sports, arts, social, and spiritual fields. The various activities aim to create a work-life balance in order to increase employee spirit and productivity in supporting the Bank to achieve its best performance.

The motto of CIMB Niaga Club is the spirit of togetherness, kinship, sportsmanship and competition to always be the best. This is manifested in various activities such as:

1. Spiritual activities such as retreat (Easter celebration), which is conducted in each area.
2. Ramadhan Spritual Quotient Training (RSQT) during Ramadhan months, which is held simultaneously throughout Indonesia.
3. Routine Blood Donation activities that are centered in the locations of CIMB Niaga Main Offices and throughout Indonesia.



Performance
Highlights



Management
Reports



Company
Profile



Management Discussion
and Analysis



Risk
Management

HUMAN RESOURCES

This activity organized by CNC not only provides a medium for employees to channel their hobbies and talents, but also raise the Bank reputation through various achievements at regional and national levels. Some of the accomplishments achieved by CNC in 2017 include:

1. CIMB Niaga's Basketball Team became the Semifinalist at the first OJK Cup National Basketball Championship held by Otoritas Jasa Keuangan.
2. CIMB Niaga Futsal Team won first place in Hasamitra Cup 2017 Tournament in South Sulawesi.
3. Won first place at the Banker Performance Competition for Dance Group category and second runner up for the Vocal Group category held by Indonesia Banking Expo 2017

HR Focus and Strategic Plan in 2018

Facing the technological era as well as the fourth industrial revolution, Human Resource (HR) has become the key of the Bank's success in facing this challenge. This condition creates increasing demand for talented employees in the banking industry, financial services and other business sectors.

To address these challenges, there are four main initiatives which became the Bank's strategy in 2018 with the theme *Realizing the Potential* which covers the following:

Employer Branding

In an effort to attract talented employees in the market, the Bank focuses on enhancing the Bank image through strategic programs, including collaborating with leading universities and organizing open competitions such as the ASEAN Stock Challenge, financial literacy education program, and Corporate Social Responsibility program. The Bank will also continue to actively participate in providing educational access through scholarship programs for talented employees and outstanding students, such as CIMB Niaga Scholarship, CIMB Niaga Postgraduate Scholarship for internal employees, Khazanah Asia Scholarship Program and CIMB ASEAN Scholarship.

In addition, the Bank will also continue to develop and implement the Workplace Wellness program whereby the Bank provides work time flexibility for employees with special needs.

Digitalizing HR

In order to support the digital banking strategy, the Bank will continue developing automation and system digitalization as well as improving business processes to boost effectiveness, efficiency and quality of personnel service. Several key initiatives that will be implemented includes launching *Learning On the Go* (LoG) program, HR Helpdesk digitalization into *HR Bot*, Digital Recruitment System implementation, as well as adding self-service functionality and capabilities in Human Resource Information System.

Talent Based Rewards & Development Review

In order to grow talents internally, talent management will focus on measuring and developing employees to ensure their readiness for future positions. In addition, as more millennials join the Bank and to accommodate the unique needs of each individual employee, the Bank will conduct assessments of employee benefits with a focus on lifestyle. On the other hand, the Bank will also start a talent mobility program to prepare the Bank's Human Resources (HR) in the face of the technological era and the upcoming fourth industrial revolution.

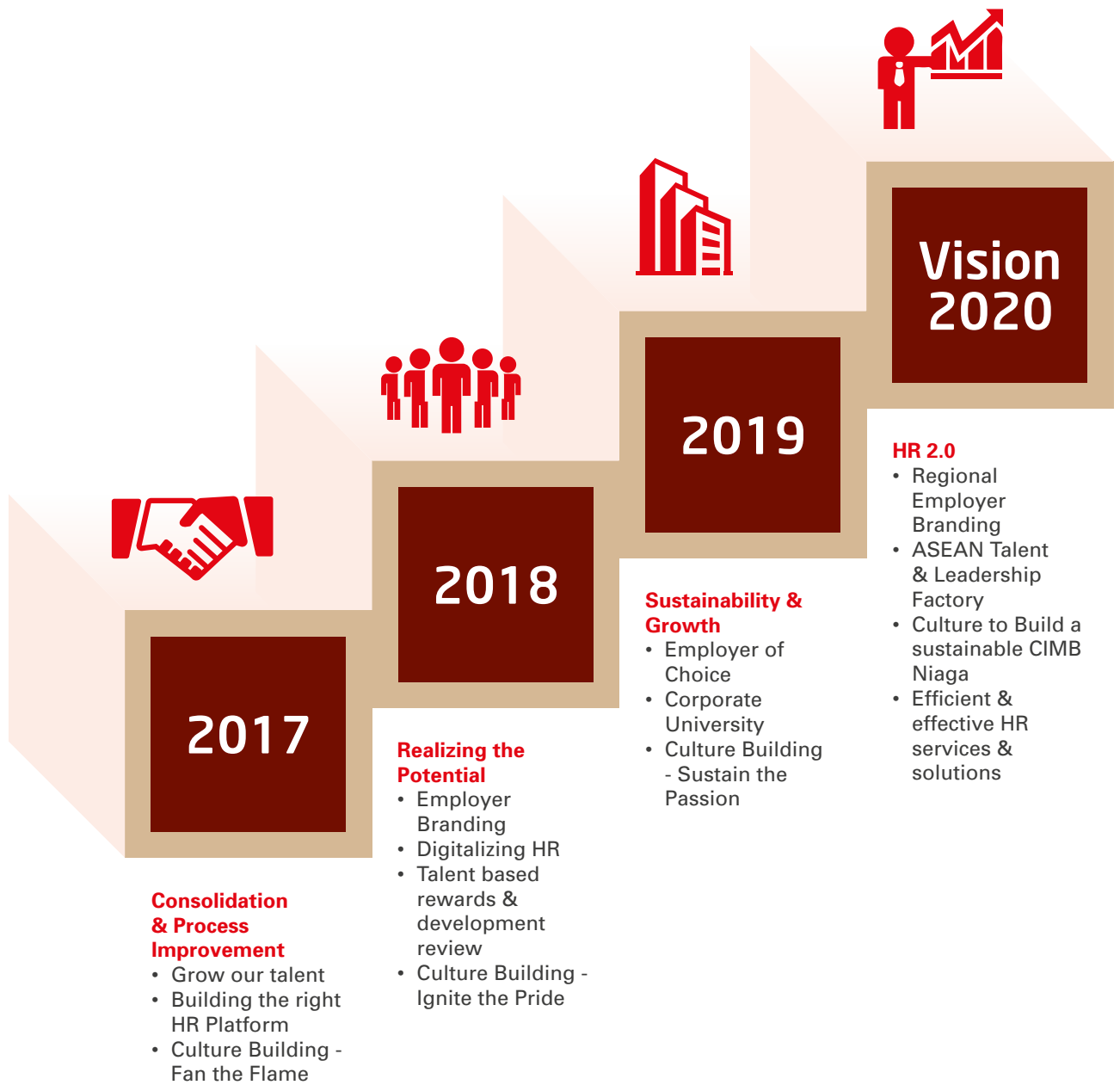
Culture Building Ignite the Pride

In 2018, the Bank will continue to focus on building risk and compliance culture, as well as internalizing corporate core values through *A Better CIMB* (ABC) program by preparing more intensive, measurable and structured programs. Several programs and initiatives that will be conducted are thematic cultural campaigns such as *Care with our Home*, *ABC Healthy Lifestyle* and *Bring ZAC (Zealous About Compliance) to Life*. In addition, the Bank will also focus on creating a learning culture as a form of employee and corporate commitment to personal development.



Human Resource Development Strategy 2017 - 2020

CIMB Niaga believes that optimum business growth can be achieved by alignment and sustainable long-term development of the Bank's business activities, including the HR unit. Therefore, CIMB Niaga Human Resources has prepared a long term strategy of Human Resource management for 2017 – 2020 with the following achievement stages:





Performance Highlights



Management Reports



Company Profile



Management Discussion and Analysis



Risk Management

Supporting Business Review

OPERATIONS AND INFORMATION TECHNOLOGY



CIMB Niaga through the Directorate of Operations and Information Technology conduct management and development of targeted and effective IT in providing services in accordance with expectations, standards and customer needs. CIMB Niaga is focusing on maximizing service with an emphasis on branchless banking, customer experience, and digital sales enablement as well as capability enhancement of the mobile banking system.



OPERATIONS

Operational Policy

On an on-going basis, CIMB Niaga creates innovations and operational improvements in order to provide a memorable banking experience for all of its customers. CIMB Niaga, through its Operations Sub Directorate manages and develops business operations by implementing strategic policies and initiatives, which are integrated to provide the best and highest quality services for customers.

The Operations Sub Directorate has the duty to support the Bank's Business Plan by ensuring continuous support to business units in meeting the expectations of the stakeholders, and is responsible for continuously improving processes and innovations to optimize productivity and quality of work. The Operations Sub Directorate is also responsible for the control of operational costs to achieve efficiency and adequate operational control function.



Through the Operations Sub Directorate, CIMB Niaga ensures that customer transactions are executed in accordance with the applicable Service Level Agreement, that supervision of the reconciliation process occurs at the end of each day, and that policies and procedures are updated for risk management and mitigation. In addition, continuous improvement by the Operations Sub-Directorate is performed at all times to create a more efficient, clear, and comprehensive business model. Each employee of Operations Sub Directorate should also realize the importance of Do It Right The First Time.

In terms of human resources, every leader has been consistently equipped with better coaching skills, monitoring skills and awareness of the needs to prepare their successor/replacement. CIMB Niaga is also aware of the importance of discipline during the escalation of problems and the appropriate resolution of significant problems.

Operational Strategy

The Operations Sub Directorate has identified the necessary changes required in the work procedures and has continuously reviewed the impact of 1P implementation on processes and cost efficiencies, which will deliver greater contributions to employee productivity within the Operations Sub Directorate.

On an on-going basis, the Operations Sub Directorate continues to practice the principles of prudence and strong control in day-to-day operational processes, and at the same time, providing enhancing positive Customer Experience.

The Operations Sub Directorate conducts business support activities, by means of which the Bank may achieve more efficient and effective work management, and facilitate the creation and innovation of new products, business processes, and better services. Other strategies implemented by the Operations



OPERATIONS AND INFORMATION TECHNOLOGY

Sub Directorate were in supporting the business performance of CIMB Niaga as well as operational cost control were as follows:

1. Optimizing workspace and the need for new employees.
2. Reviewing each recurring, regular expense.
3. Identifying cost cutting opportunities for branch operations.
4. Conducting regular reviews to create more effective and efficient business processes.

Operational Work Program

Throughout 2017, Operations Sub Directorate conducted several work programs, namely the implementation of SKN Generation II and RTGS-S4 Generation II. Here, the Operations Sub Directorate actively follows the Focus Groups organized by Bank Indonesia to ensure SKN implementation in CIMB Niaga proceeds smoothly and successfully. The Operations Sub Directorate also supports the work program of Risk Management through the establishment of the Risk Control Unit.

Other work programs of the Operations Sub Directorate in 2017 were as follows:

1. Implementation of a centralized online reconciliation system as a tool to support reconciliation.
2. Lending Document Storage implementation and Loan Operations in a centralized area.
3. Optimization and Monitoring of Available Cash at the end of the day.
4. Implementation and Socialization related to basic control process.
5. Re-organization of Operation Executives at Regional Offices.
6. Implementation of the Operations Staff Development Program for the purpose of preparing successors for the Operations Division through the Operation Development Program (ODP).

Awards

Awards received by CIMB Niaga in the field of Operations in 2017 are as follows:

1. Straight Through Processing (STP) Award from Standard Chartered Bank for the STP Rate achievement of 98%.
2. Straight Through Processing (STP) Award from

the Bank of New York Mellon for the STP Rate achievement of 95%.

3. Straight Through Processing (STP) Award from JP Morgan for the STP Rate achievement of 98.7%.

2018 Plan

In 2018, in order to address business challenges and provide operational performance support for CIMB Niaga in an effective and efficient manner through the implementation of the following plans and work focus:

1. Centralized service centres and storage of loan guarantee documents, operational transaction processing centres, and customer call-back processes.
2. Alignment of organizational structure with business units, through the acquisition of business unit divisions performing daily operational activities.
3. Implementation of document storage tools that better accommodate daily operational needs.
4. Implementation of Bank Indonesia initiatives related to Instant Clearing and Post Dated Transfer properly and correctly.
5. Improvement on the electronic Business Continuity Management (BCM) process as well as adding simulations that involve management in order to improve the overall awareness from managerial to staff levels.

INFORMATION TECHNOLOGY

The role of Information Technology and Information Systems (IT) is to provide increased operational efficiency and service quality in the banking industry. Realizing this, CIMB Niaga utilizes IT to provide the best service and minimize operational business risks faced by the Bank. Further, continuous IT development will enable CIMB Niaga's risk management system to be conducted in a highly effective manner.

CIMB Niaga is at the forefront of digital banking initiatives. This initiative is based on the notion that competition can only be won with the speed, precision, comfort and security that customers experience when transacting, as well as delivering high corporate value to the eyes of all stakeholders. CIMB Niaga through the Directorate of Operations and Information Technology conducts management and development of targeted and effective IT in providing services in accordance



with expectations, standards and customer needs, CIMB Niaga has become a successful digital banking leader in Indonesia.

IT development at CIMB Niaga serves as a business enabler, by utilizing technology in an efficient, timely and cost effective manner to deliver high-quality, reliable, and secure banking products and services. The objectives of CIMB Niaga's IT development include:

1. Strategically supporting the management of the Bank.
2. Providing and developing efficient and effective business processes while maintaining consistency with the Bank's objectives.
3. Ensuring robust and comprehensive IT risk management processes.
4. Ensuring the provision of high-quality services based on reliable and innovative information technology.
5. Supporting and at the same time serving as a driving factor for the Bank's business development.

Vision and Mission of Operations and Information Technology Directorate

1. **Vision :**
Establish and transform the Directorate of Operations and Information Technology to become a business supporter, with quality principles and effective, efficient, reliable, and secure services.
2. **Mission :**
 - a. Supporting faster and better transformation initiatives.
 - b. Supporting the Digital Banking and Branchless Banking solutions.
 - c. Reviewing policies and procedures on an on-going basis.
 - d. Continuing to simplify the processing time to support rapid business growth.
 - e. Improving staff capability in order to strengthen risk awareness and culture of prudence.



ASHISH MISHRA
SVP & GM

Kony was founded in 2007 and has over 1,300 employees worldwide.

Kony's journey with CIMB Niaga started in November 2016 to partner and enable CIMB Niaga's Go-Mobile Digital Banking program and vision. Powered by the versatile and secure Kony AppPlatform, the CIMB Go-Mobile app enables the Bank to realize their mobile-only branchless banking Digital vision, which went live to the public in November 2017.

Team CIMB Niaga ensured we built a strong partnership between CIMB Niaga and Kony team based on mutual trust and support with all of its stakeholders. By being extremely helpful and welcoming of any constructive feedback for the improvement and attainment of set objectives.

Kony would be eager to continue to partner with CIMB Niaga on their digital journey to expand the customer base as well as enhance the customer experience. Dealing directly with a global company like Kony will provide long-term benefits and much higher rate of return on investment for the Bank.



OPERATIONS AND INFORMATION TECHNOLOGY

- f. Centralizing processes to improve control and efficiency.
- g. Effecting strong cost management for business growth.
- h. Supporting & Strengthening control, customer experience, asset quality, and efficiency.

2017 Focus and Strategic Policies in Information Technology Development

In 2017, CIMB Niaga continued its IT focus and strategic policy development from the previous year with the implementation of digital information system aimed at improving customer service through: process simplification, single customer view, acceleration, automation, and better operational standardization in conventional and sharia banking. Supported by core banking efforts prepared in the previous year, the limitation of product development/ modification encountered has been overcome and CIMB Niaga is ready to grow faster and able to accommodate growth and business competition.

In expanding its digital banking services, CIMB Niaga is focusing on maximizing service with an emphasis on branchless banking, customer experience, and digital sales enablement as well as capability enhancements of the mobile banking system. Other services that can be offered as a new customer experience is the initial deposit of the online Hajj Travel Expenses (BPIH) and the development of a second generation State Revenue Module (MPN).

In terms of risk management, CIMB Niaga through the Information Technology Sub-Directorate pays attention to reporting automation to the regulators, as well as the implementation of projects that are related to BASEL II and III, among others, Legal Binding Currency and BASEL Integrated Risk Reporting System.

2017 Work Plan and Achievement

The main work program performed by CIMB Niaga in the IT sector in 2017 was the renewal of digital channels in order to provide more satisfaction to customers. The renewal was conducted for all CIMB Niaga customer segments.

For corporate customers, the launch of BizLite, an internet banking application, was a complement to the BizChannel services that had been previously enjoyed. With more concise and appropriate features for small companies, customers are able to perform the following with ease:

1. Transfer, both domestically and internationally.
2. Cheque management.
3. Online foreign exchange transactions.
4. Online Time Deposit.
5. Payment of invoices and taxes.

As for individual customers, the New Go Mobile is a new mobile banking service that provides easy access at anytime and anywhere for customers through smart phones. This has strengthened the digital banking product offering of CIMB Niaga. A number of new features are being offered to facilitate and provide convenience for transactions performed by the customers, among others:

1. 1 device 1 phone number, making the app safer, as it can only be accessed through the registered phone number and device.
2. Fingerprint login, allowing easier and faster access to the application.
3. The customers can directly share proof of transaction from applications, such as WhatsApp, SMS, as well as email.
4. Downloadable account statement.
5. Use of promotional codes to participate in various exciting deals on the Go Mobile application.

Likewise for the Sharia Banking Business Unit, the Dual Banking Leverage Model (DBLM) concept was implemented well in 2017 due to the readiness of the core banking system that had been prepared as part of the long-term IT strategy, allowing better support for the development of sharia products.

In addition to accelerating and improving services, CIMB Niaga also updated and upgraded the IT infrastructure at the Head Office and Branch Offices, by upgrading network equipment, hardware, and software used by the frontliners, back office, and units at the Head Office to ensure conformity and readiness to address digital banking initiatives.

In 2017, CIMB Niaga's IT work unit consistently provided quality IT services with an emphasis on the following initiatives, work programs and achievements:

1. Implementation of the Post 1Platform (1P) phase 2 project to complement the new Core Banking (1P) with adjustment on requirements and enhancement to consistently provide optimal and high-quality IT services with emphasis on system reliability and integrity.
2. Expansion of digital banking services with emphases on branchless banking, customer experience, digital sales enablement and enhancement on the capabilities of the mobile banking system.
3. Enhanced system and infrastructure capabilities to support dynamic business growth and needs, through Data Center renewals to anticipate business requirements for the next 15 years.
4. Supporting the Finance work unit in continuing to improve data governance, enhancing data integration capabilities from multiple source systems, improving the quality and integrity of data through data management in the Data Warehouse.
5. Continuing the Bank's initiative to make adjustments to national or international banking regulations, policies or regulations, including preparing the system as a preparation for debit card migration under the National Standard for Indonesia Chip Card Specification (NSICCS), the implementation of a credit risk system that is in line with the implementation of the IRB Basel II, and liquidity risk calculation system in accordance with the Basel III framework, as well as the development of the second generation National Clearing System.
6. Improvement and implementation of a comprehensive and consistent project governance cycle to ensure that the project has run through the review process so that it is consistent with the organization's business strategy and ensures its implementation activities do not violate the provisions of the organization.
7. To support developments and enhancements mentioned in the above, CIMB Niaga has prioritized and guarded its IT Security. 2017 has been a year full of challenges for IT Security Unit, cyber attacks, specifically ransomware, has been put in the highlight and CIMB Niaga has managed to safeguard our customer data against these attacks. In on-going basis, IT has been active in preventing and anticipating other cyber attacks. Aligned with the bank's plan and strategy in safeguarding the bank's data, with continuous enhancement of IT Security readiness level which refers to the security method implemented by Center of Internet Security (CIS). In order to monitor thoroughly, our Security Operations Center (SOC) taskforce will safeguard CIMB Niaga's IT Security and will be ready to prevent and anticipate cyber attacks. Through its digital channels, CIMB Niaga educates customers in overcoming social engineering attacks, with hope that the customers will also actively involved in safeguarding their own sensitive data, such as user ID, password and PIN.



Performance
Highlights



Management
Reports



Company
Profile



Management Discussion
and Analysis



Risk
Management

OPERATIONS AND INFORMATION TECHNOLOGY

Product Development Support

IT development is always strategically tailored to the business direction and prioritizes revenue generators while observing regulations of the financial authorities for both conventional and sharia banking. In 2017, CIMB Niaga launched several IT-based products and services to support efficiency and effectiveness of operational activities and services to all customers. The IT-based services are in line with our 1P Satu Kita project, which includes:

1. CASA (Current Account & Saving Account).
2. Loans.
3. Customer Information File (CIF).
4. Other supporting systems, among others, ATM/Switching support system, systems used for Branch services (Branch Delivery System & e-Touch Point/eTP), systems for e-channel based services, and Product Management System.

Meanwhile, IT achievement in product support is the implementation of products or services that are related to the payment system, including:

1. BizChannel@CIMB for Business– Internet Banking Services for Small Medium Enterprise customers.
2. New Go Mobile.
3. Contactless Card (Paywave).
4. Mobile EDC (mPOS).

5. Virtual Card Number.
6. E2Pay (Online Payment Switching Gateway).
7. Internet Payment Gateway.
8. ReKpon Payment (Cellular phone Account).

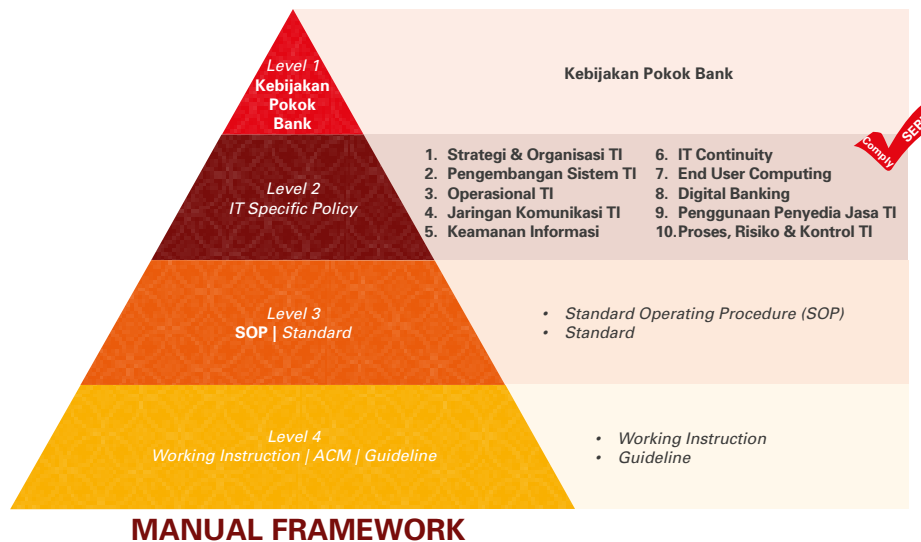
CIMB Niaga also continues to develop the Digital Sales Enablement initiative as part of the Digital Channel aimed at utilizing Telesales and Call Centers in several retail banking services. In addition, CIMB Niaga develops and implements the Internal Credit Rating System (ICRES) to meet the needs for analysis, monitoring and reporting on rating processes.

Information Technology Governance

In addition to focus on business operations, IT development and management in CIMB Niaga are also aimed at compliance to the prevailing rules and regulations, in this case, information technology governance. CIMB Niaga implements IT Governance at all business processes of the Bank. IT Governance in CIMB Niaga is continuously improved in terms of Policy and Procedure by adopting the Regulation of the Financial Services Authority and Bank Indonesia, Government Regulations, as well as International Best Practice, along with mitigating new risks and threats based on technological developments.



CIMB Niaga's IT Sub Directorate serves as the business enabler with IT scope of work that reaches across all business elements of the Bank in providing an effective, efficient, and safe operational system. IT management always ensures the IT function is in the right direction while complying to the prevailing rules and regulations; therefore, the following IT Governance Framework is required:



CIMB Niaga also implements project governance for the development of new products or modifying the existing products. All projects are required to produce and follow the Project Management Cycle.

CIMB Niaga also continuously implements and develops independent monitoring in IT Sub Directorate lines. The Self Assessment Review Program has been performed since 2011 and has been developed and conducted from initially 5 IT divisions to 51 IT Divisions and has become a culture, allowing independent control and on-going awareness of risk.

Operations & Information Technology Human Resources

IT development that is consistent with business needs is also supported by the competency and quality of Human Resources (HR) in the field of IT. Internal HR of the IT Directorate has technical competencies in IT services, namely core banking, e-banking/ digital banking, branch delivery system, and many others.

Through education and training, IT Human Resources are able to adapt and to improve their knowledge and skills. Training is organized internally, externally, or inclusive programs on the development projects of new systems and applications.

In 2017, CIMB Niaga organized HR education and training in the fields of Operations and Information Technology by providing several basic training modules. The basic training module for the Operations Sub-Directorate employees is called the Branch Operations Program (BOP) and the basic training module for Information Technology Sub-Directorate employees is called the Fundamental IT (FIT) Program. The BOP consists of the Induction programs (Anti Money Laundering, Operational Risk, and others), Graphonomy, Product Funding, Product Lending, and Product Trade & Treasury, as well as Payment & Legal. While the FIT consists of the Induction programs (Anti Money Laundering, Operational Risk, and others), IT Project Life Cycle, Basic IT (System Security, Networking, and others), and Problem Solving & Service Excellence.



Performance
Highlights



Management
Reports



Company
Profile



Management Discussion
and Analysis



Risk
Management

OPERATIONS AND INFORMATION TECHNOLOGY

Qualified young employees are developed through the Operations Development Program (ODP), which prepared them to participate, grow and develop together. Whereas to enhance and develop managerial leadership skills, the Bank provides special programs related to leadership based on the matrix.

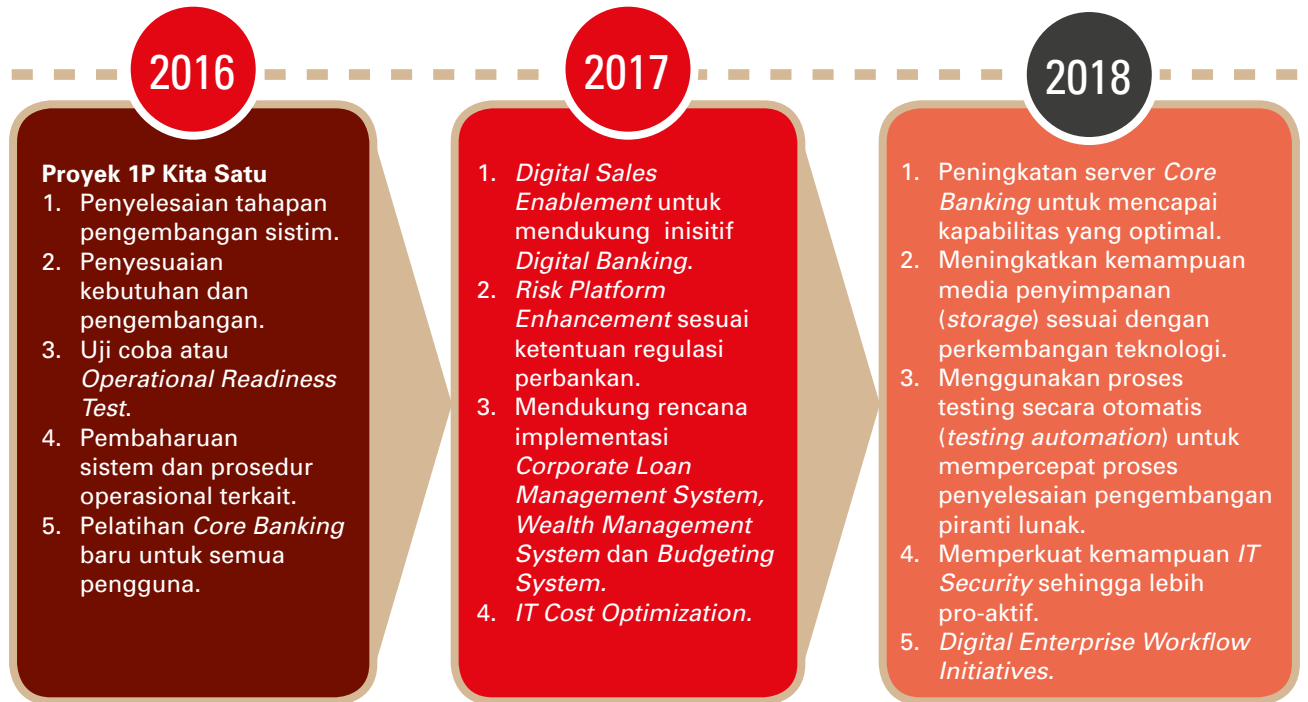
2018 IT Development Plan

CIMB Niaga targets the strengthening of IT systems in 2018 to improve the competitiveness of the Bank in the banking industry by implementing the following policies and work programs:

1. Continuing the initiative to improve Data Recovery capabilities and Data Center renewal to anticipate long-term business needs.
2. Implement transformation initiatives to improve productivity and system security, such as the automation of system testing, technology refresh, and Data Loss Prevention (DLP).
3. Support the business unit's initiatives to enhance the Mobile Banking System capabilities by adding features that can provide Unique Customer Experiences.
4. Improve the branchless banking service with new Internet Banking platforms, that provide customers a comfortable and secure feeling during transactions.
5. Provide flexibility to corporate customers to conduct transaction anytime and anywhere through the mobile application system.
6. Apply the prudence principle in system testing activities with automation processes.
7. Provide support to business units in providing the best lending services to corporate customers through the implementation of Corporate Loan Management System, which is expected to develop loan portfolios, mitigate errors, as well as reduce transaction processing time.
8. With the business units and the Risk Management Directorate, continue the implementation of BASEL II and III to conform to the national and international banking regulations, policies, or provisions.
9. Support the business units in implementing the new Wealth Management systems that will improve sales productivity, online transaction processing, and efficient operational processes.



Perencanaan Strategi Teknologi Informasi 2016 – 2018







THE MOST IMPORTANT
INGREDIENTS FOR SUCCESS
ARE **ENERGY, PASSION, AND
DREAMS**

Songket Palembang

It is hand-woven in silk or cotton, and intricately patterned with gold or silver threads to create a shimmering effect. Once worn only in special traditional events, its unique beauty now graces a wide variety of modern clothing apparel.





Performance
Highlights



Management
Reports



Company
Profile



Management Discussion
and Analysis



Risk
Management

► Corporate Governance Report

Table of Contents

374	Corporate Governance Implementation
375	Objectives of the Implementation of Corporate Governance
376	Guidelines and Policies of Corporate Governance
376	Basic Policy of Corporate Governance
376	Corporate Governance Principles
378	Corporate Governance Roadmap
379	Cimb Niaga Governance Focus in 2017
381	Corporate Governance Structure
383	General Meeting of Shareholders
396	Board of Commissioners
414	Independent Commissioners
416	Board of Directors
427	Policy on the Diversity Composition of the Board of Commissioners and the Board of Directors
430	Corporate Governance Self-Assessment Results in 2017
434	Performance Assessment of the Boards of Commissioners and Directors
436	Remuneration Policy
444	Policy, Frequency, and Attendance Rates of the Board of Commissioners Meetings, the Board of Directors Meetings, and Joint Meetings of the Board of Commissioners with the Board of Directors
460	Information on Major Shareholders and Controllers
461	Affiliations Between the Boards of Commissioners and Directors, and the Controlling Shareholders
462	Board of Commissioners' Committees
485	Board of Directors Committees
496	Corporate Secretary
501	Compliance Management
505	Internal Audit Unit (IAU)
510	Anti-Money Laundering and Countering the Financing of Terrorism Program (AML and CFT)



514	Public Accountant/External Auditor
515	Transparency of the Banks Financial and Non-Financial Condition
515	CIMB Niaga's Shares and Bonds Buyback
516	Dividend Policy
516	Funds for Social and Political Activities
517	Provision of Funds to Related Parties
517	Customer Protection Policy
518	Anti Corruption Policy
518	Protection of Creditors' Rights
518	Submission of the 2017 Sustainability Report
519	Risk Management
521	Internal Control System
523	Legal Issues/Litigation of the Bank and its Subsidiaries
527	Access to Corporate Information and Data
531	Employee Code of Conduct & Ethics
532	Disciplinary Policy and Determination of Sanctions for Violations
533	Corporate Culture
534	Goods and Services Procurement Policy
534	Conflict Management Policy (Including Insider Trading)
535	Internal Fraud
536	Whistleblowing System
538	Implementation of Corporate Governance Guidelines for Public Companies
543	ASEAN Corporate Governance Scorecards Index
552	Integrated Governance Implementation Report
565	Corporate Governance Report of Sharia Business Unit
573	Bad Corporate Governance Practices
573	Statement on Implementation of Good Corporate Governance Principles
565	Statement on the Effectiveness of Internal Control System and Risk Management





Performance Highlights



Management Reports



Company Profile




Management Discussion and Analysis



Risk Management

➤ Corporate Governance Report



The implementation of Corporate Governance refers to the four pillars of governance, namely governance commitment, governance structure, governance process, and governance outcome, which is the manifestation of the responsibility of CIMB Niaga to interested parties, namely the customers, employees, stakeholders, and the community.

CORPORATE GOVERNANCE IMPLEMENTATION

CIMB Niaga realizes that, as a Bank with an intermediary role in the national economy and as one of the main pillars of the financial industry with a strategic role in national development, the implementation of Good Corporate Governance is more than a necessity, and has become the main foundation in running the business to maximize benefits and added value for the stakeholders, as well as maintain long-term business continuity.

In its journey of more than 60 years, CIMB Niaga has consistently applied the

principles of good corporate governance to create added value and maintain a high level of confidence for its stakeholders in order to achieve its vision and business sustainability. The implementation of Corporate Governance refers to the four pillars of governance, namely governance commitment, governance structure, governance process, and governance outcome, which is the manifestation of the responsibility of CIMB Niaga to interested parties, namely the customers, employees, stakeholders, and the community.



In addition, CIMB Niaga conducts ongoing corporate social responsibility programs as an integral part of the Bank's operational activities. Through these programs, CIMB Niaga strives to create strong synergies and relationships with the communities and environment where it operates, enabling CIMB Niaga to provide added value for its stakeholders.

OBJECTIVES OF THE IMPLEMENTATION OF CORPORATE GOVERNANCE

For CIMB Niaga, consistent implementation of governance principles through the 4 (four) governance aspects will benefit CIMB Niaga as follows:

1. Create a foundation for the Bank to grow from for the long term.
2. Strengthen the Bank's image.
3. Increase the Bank's competitiveness.
4. Increase investor confidence to the Bank.
5. Increase the share value of the Bank.

CIMB Niaga is aware that a company's sustainability is not only measured by its financial performance and profitability, but also through its internal performance, including ethics and the implementation of Good Corporate Governance. In the future, in line with one of the core values of the Company, namely Customer Centric, CIMB Niaga is determined to continue to grow and develop into the best bank in Indonesia. To achieve this, the Bank always prioritizes its customers in each of their business activities by providing innovative solutions through products, processes, and services, while remaining committed to implementing corporate social responsibility programs that are sustainable and in synergy with the Bank's business strategy, ultimately achieving business growth and optimum performance.



CORPORATE GOVERNANCE REPORT

GUIDELINES AND POLICIES OF CORPORATE GOVERNANCE

The commitment of CIMB Niaga to implement good corporate governance principles refers to a number of applicable provisions, as follows :

- Law No. 8 of 1995 on the Capital Market
- Law No. 40 of 2007 on Limited Liability Companies
- Regulation of the Financial Services Authority (POJK) No. 55/POJK.03/2016, dated 7 December 2016 and Circular of the Financial Services Authority (SE OJK) No. 13/SEOJK.03/2017, dated 17 March 2017 on the Implementation of Good Corporate Governance for Commercial Banks;
- POJK No.21/POJK.04/2016, dated 16 November 2015 on the Implementation of Corporate Governance Guidelines for Public Companies and SE OJK No. 32/SEOJK.04/2016, dated 17 November 2015 on the Guidelines of Corporate Governance for Public Companies;
- POJK No. 18/POJK.03/2014, dated 18 November 2014 and SE OJK No. 15/SEOJK.03/2015, dated 25 Mei 2015 on the Implementation of Integrated Corporate Governance for Financial Conglomerations;
- POJK No. 29/POJK.04/2016, dated 29 July 2016 on Annual Report of Issuers or Public Companies;
- Indonesian Corporate Governance Roadmap;
- ASEAN Corporate Governance (CG) Scorecard;
- The Company's Articles of Association and Resolutions of the General Meetings of the Shareholders;
- Corporate Regulations (Corporate Policy Manual, Employment Guidelines, Code of Conduct, Standard Operating Procedures)

CIMB Niaga periodically reviews and evaluates the completeness of and update the internal provisions issued by the Bank, to ensure that the provisions are always relevant and in accordance with the conditions and strategies of the Bank, applicable regulations, and prevailing best practices.

BASIC POLICY OF CORPORATE GOVERNANCE

The Corporate Governance Guidelines of CIMB Niaga is established in the Corporate Policy Manual, version 01 of 2016, which serves as the highest policy in CIMB Niaga. As determined in the Corporate Policy Manual, Corporate Governance is implemented on the basis of Transparency, Accountability, Responsibility, Independence, and Fairness and Equality (TARIF). In addition, the Corporate Policy Manual is supported by other governance-related policies, such as the Code of Conduct, the Charters, the Whistle Blowing Policy, the Conflicts of Management Policy, as well as other operational policies. These policies represent the Bank's fundamentals and demonstrate CIMB Niaga's commitment to sustainable implementation of governance principles.

CORPORATE GOVERNANCE PRINCIPLES

The implementation of governance principles at CIMB Niaga can be described as follows:

1. Transparency

- a. CIMB Niaga discloses information in a proper, adequate, and timely manner.
- b. Disclosure of information by CIMB Niaga is accessible by all stakeholders in accordance with their rights.
- c. Disclosure of information by CIMB Niaga are in observance to the Bank's confidentiality principles, based on the applicable laws and regulations.
- d. The policy of CIMB Niaga is written and communicated to the stakeholders in accordance with their respective rights and the prevailing regulations.



2. Accountability

- a. The Board of Commissioners and the Board of Directors have clear duties and authority and responsibilities.
- b. Members of the Board of Commissioners and Board of Directors have adequate competence, in accordance with their duties and responsibilities, as well as displaying an understanding of their roles in the implementation of good corporate governance.
- c. Each member of the Board of Directors and subordinates have clear duties and responsibilities that are consistent with the vision, mission, and core values of CIMB Niaga.
- d. The Board of Commissioners and the Board of Directors are responsible for their performance to the shareholders through the Annual General Meeting of Shareholders.
- e. CIMB Niaga conducts periodic performance assessments of the Board of Commissioners, Committees under the Board of Commissioners, and the Board of Directors.

3. Responsibility

- a. CIMB Niaga conducts its business activities by constantly adhering to the prudential principles of banking and to the prevailing laws and regulations.
- b. CIMB Niaga cares about the environment and the community and always conducts its social responsibilities fairly.

4. Independency

- a. In conducting its business activities, CIMB Niaga does not accept any interference from the Controlling Shareholders or other stakeholders.
- b. CIMB Niaga always avoids conflicts of interest.
- c. Decision-making is conducted in an objective manner and in the interests of the Bank.

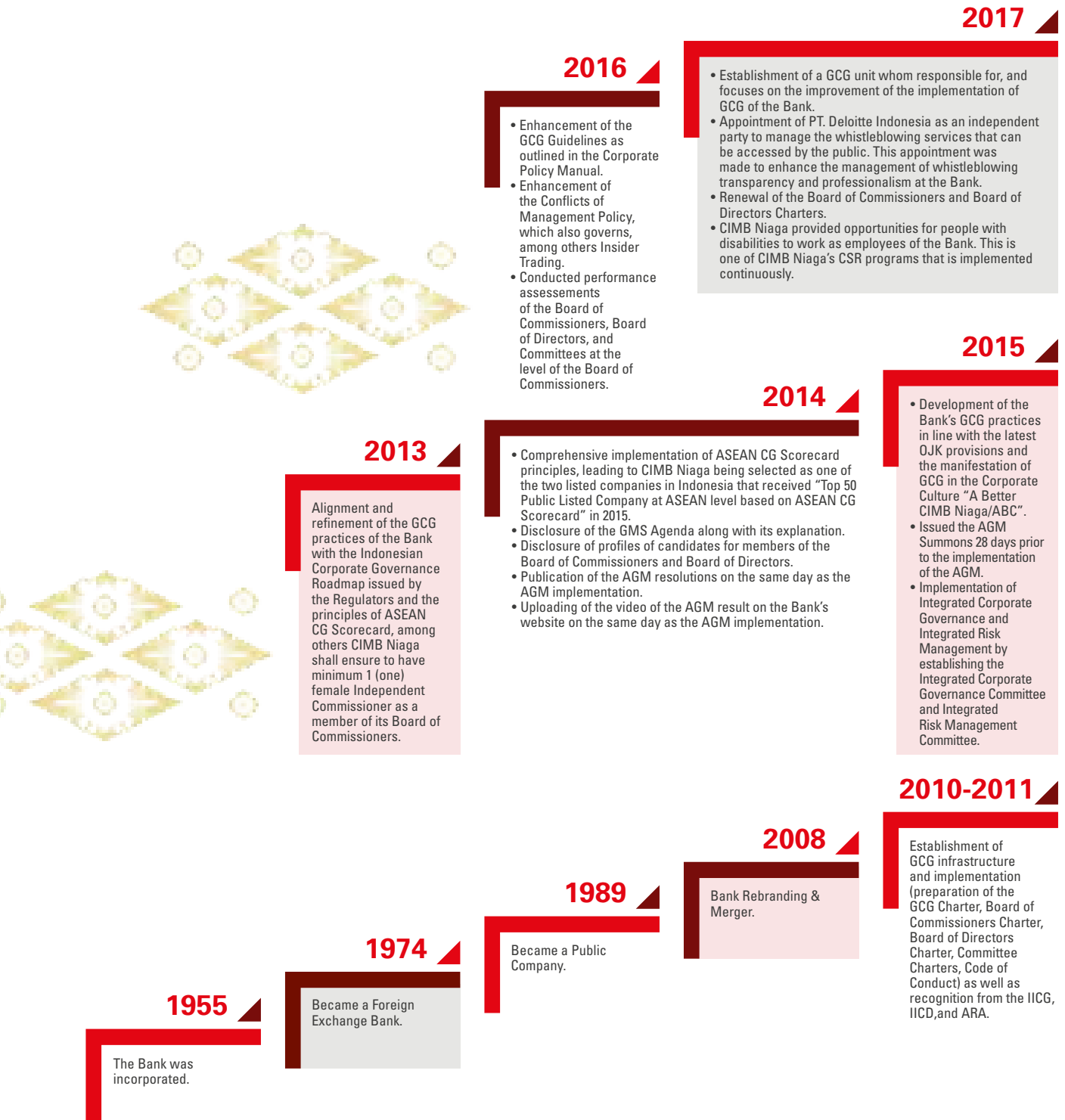
5. Fairness and Equality

- a. CIMB Niaga always strives to take into account the interests of all stakeholders based on the principle of fairness and equality.
- b. Access to information by CIMB Niaga is carried out in accordance with the principle of disclosure by always displaying fairness and equality to all stakeholders.

CORPORATE GOVERNANCE REPORT

CORPORATE GOVERNANCE ROADMAP

CIMB Niaga is committed to continuously improve the implementation of its Corporate Governance, not only based on prevailing Indonesian standards, but also on prevailing international best practices, including based on the ASEAN Corporate Governance Scorecard. The implementation of CIMB Niaga's Corporate Governance has been executed in a structured manner through the following stages:





CIMB NIAGA GOVERNANCE FOCUS IN 2017

The various initiatives implemented or developed by CIMB Niaga in 2017 to further enhance and optimize the implementation of Good Corporate Governance principles, among others, are detailed below:

1. Enhancement of Transparency, including:
 - a. Issued the 2016 Financial Statements (audited) in less than 60 (sixty) days from the date of the report.
 - b. Published the GMS Announcement 14 (fourteen) days prior to the date of the GMS Summons and issued the GMS Summons 28 (twenty eight) days prior to the date of the GMS.
 - c. Published the Summary of GMS Resolutions on the same date as the GMS.
2. Provided opportunities for people with disabilities to be able to work and become independent by recruiting them as phone banking and telesales employees of CIMB Niaga.
3. Performed a variety of initiatives to mitigate and control the Bank's operational risks as well as potential losses that may arise, as follows :
 - a. Issued the IT Generic Self-Assessment as the guidelines for each work unit in order to self-assess their respective IT and data risks, enabling them to take immediate measures to mitigate risks as well as ensuring transparency of IT risks that are inherent in each work unit.
 - b. Launched the Operational Risk Management System (SHARP) that could be utilized by all work units to manage and document operational risks in a single database, ultimately increasing transparency in the management and documentation of operational and compliance risks.
4. Automated and digitalized human resource related processes, such as the e-learning system, recruitment tracking system, self-service system for resignation processes, and benefit claims. In addition to improving service to employees, automation and digitalization enhanced accountability and transparency processes.
5. Conducted the "Care with Our Home" programs and campaigns to create a better space and work environment for all employees by implementing the 5Rs (Ringkas, Rapi, Resik, Rawat dan Rajin) (Brief, Tidy, Clean, Careful, and Diligent).
6. Reviewed and adjusted the Bank's organizational structure in order to meet the Bank's needs and complexity while optimizing process and decision making as well as minimizing risks and improving control functions. Adjustments conducted were as follows:
 - a. Established a Risk Control Unit (RCU) in several work units. The RCU is responsible for evaluating the risks of changes in significant processes, including ensuring the transparency of process changes that occur in each work unit. Allowing an immediate mitigation/minimization of operational risk in each work unit. In 2017, improvement of duties and responsibilities, and clear Key Performance Indicators were made to ensure that the objectives of RCU establishment could be achieved.
 - b. Established a GCG work unit that would focus on improving the implementation of Good Corporate Governance principles by the Bank.
 - c. Adjusted work unit functions in Transaction Banking to refine work process and improve control, such as centralized Commercial Wholesale Funding and IT operations on Securities Services to the Directorate of Operations and IT, while Transaction Banking is being responsible for the Corporate Card Business.



Performance
Highlights



Management
Reports



Company
Profile



Management Discussion
and Analysis



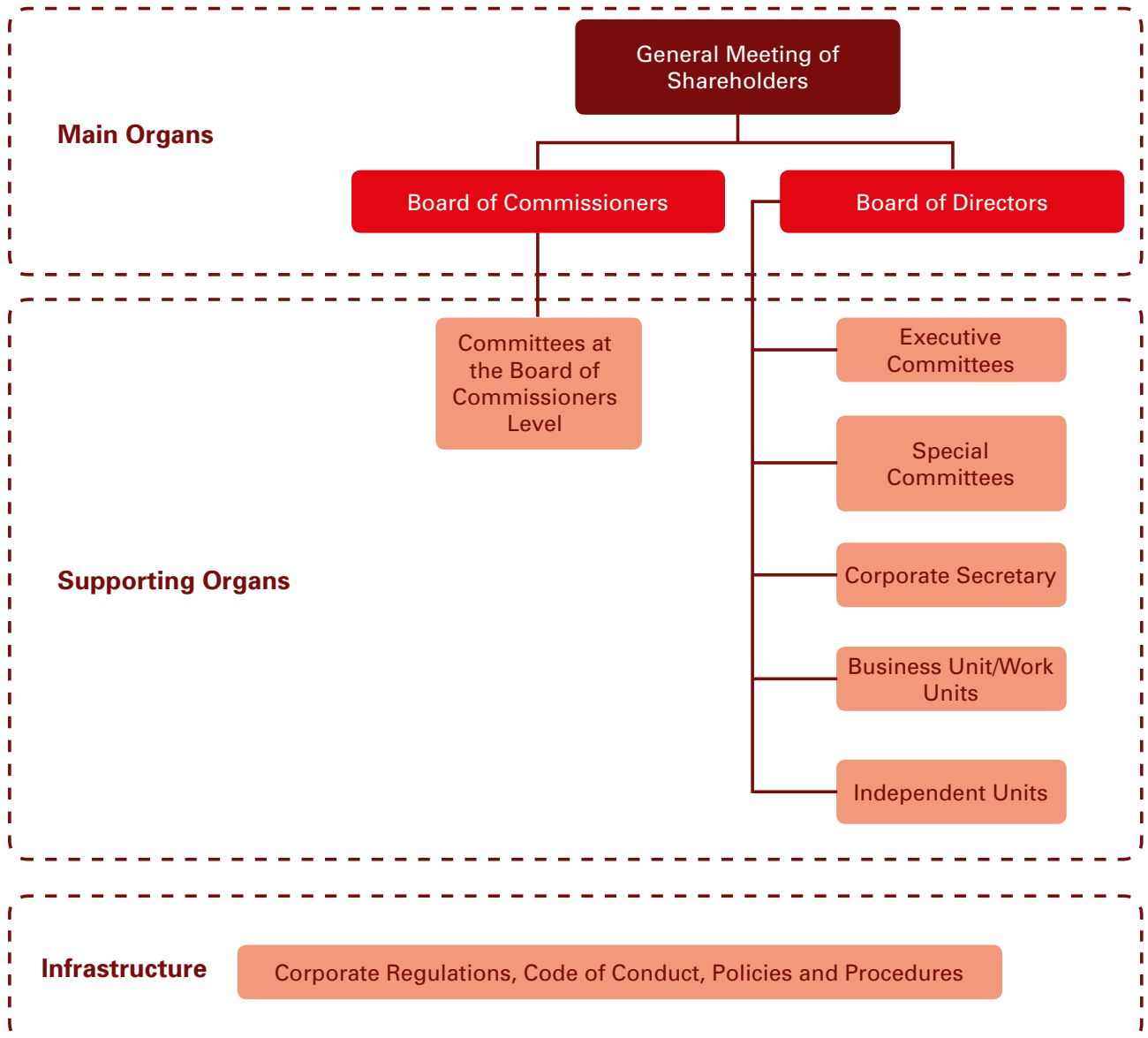
Risk
Management

CORPORATE GOVERNANCE REPORT

7. Appointed PT. Deloitte Indonesia as an independent party to manage whistleblowing services that could be accessed by the public. This appointment was made to enhance the management of whistleblowing transparency and professionalism at the Bank.
8. Launched the Regulatory Commitment System/ ReCom, an automation system to improve compliance of the Bank on its obligations to the regulators, subsequently minimizing the Bank's compliance risk.
9. Developed the AML Solution system to further improve the KYC/ AML processes at CIMB Niaga. The development of the system could minimize the Bank's risk of being used as a means of money laundering, and other risks that may arise, such as operational risk, legal risk, compliance risk, and reputation risk.
10. Made improvements to the work processes for customer convenience and the Bank's overall performance, such as :
 - a. Improvement of the secondary Mortgage credit process so as to increase the Bank's Mortgage portfolio.
 - b. Simplification of the Haj account opening process, ultimately resulting in an increase in Haj account openings at the Bank
 - c. Digitalization of phone banking, enabling the Bank to improve the quality of service to customers.
 - d. Updating loan origination system for consumer loans (Credit Card and KTA/ Unsecured Loans), allowing the Bank to be able to process consumer credit through digital banking and reduce the time required for credit process.
11. Updated several governance related documents, such as the Board of Commissioners Charter, the Board of Directors Charter, the Code of Conduct, the AML Policy, to be in line with the latest regulations and good governance standards.
12. Developed the Learning Content Management System to support and further improve employee training and development programs. With this system, employees would be able to follow the training more conveniently through E-Learning method, such as the AML E-learning module, the Code of Ethics E-learning module, etc. With this system, the level of training participants has increased significantly and is expected to reduce the compliance risk and operational risk of the Bank.
13. CIMB Niaga is aware of the importance of synergy. The synergy of CIMB Niaga is not only between business units or products, but also between business units and corporate social responsibility programs. The synergy is implemented through one of CIMB Niaga's CSR programs, namely Ayo Menabung and Berbagi, in which the program successfully supported the Bank's business growth, in particular the increase of new savings accounts.

Corporate Governance Structure

Pursuant to the prevailing laws and regulations, the governance structure of CIMB Niaga is arranged with the objective to establish clarity in the division of duties and responsibilities, the mechanisms and flow of decision-making, and reporting within the organs of the Bank. The following is the corporate governance structure at CIMB Niaga:





Performance
Highlights



Management
Reports



Company
Profile



Management Discussion
and Analysis



Risk
Management

CORPORATE GOVERNANCE STRUCTURE

The implementation of corporate governance is conducted in a systematic and continuous manner so that the corporate governance principles have become the main terms of reference in business activities in CIMB Niaga. The implementation of corporate governance is realized through the interaction of all of the Bank's organs in the governance structure of CIMB Niaga, with the main organ consisting of the General Meeting of Shareholders (GMS), the Board of Commissioners and the Board of Directors, where the GMS holding highest position. To maximize the functions of the main organs in the governance structure of CIMB Niaga, implementation is assisted by the supporting organs, consisting of Committees at the Board of Commissioners' level, the Corporate Secretary, Committees at the Board of Directors' level, and the Internal Audit.

Committees at the Board of Commissioners' level are established to assist and enhance the oversight function of the Board of Commissioners. The following are the committees at the Board of Commissioners' level:

1. Audit Committee
2. Risk Oversight Committee
3. Nomination and Remuneration Committee
4. Integrated Corporate Governance Committee

The Board of Directors and the management of the Bank are responsible for managing and controlling the implementation of governance at CIMB Niaga, assisted by the Corporate Secretary, Committees at the Board of Directors' level and Internal Audit. The following are Committees at the Board of Directors' level, consisting of Executive Committees and Special Committees:

1. Executive Committees:

- a. Asset & Liability Committee (ALCO)
- b. Credit Policy Committee (CPC)
- c. Information Technology Steering Committee (ITSC)
- d. Risk Management Committee (RMC)
- e. Operational Risk Management Committee (ORC)
- f. Capital Management & Recovery Plan Committee (CMRP)

2. Special Committees:

- a. Business Development Committee (BDC)
- b. Capital Investment Committee (CIC)
- c. Marketing & Communication Committee (MARCOM)
- d. Personnel Policy Committee (PPC)
- e. Disciplinary Committee (DC)
- f. Credit Committee (CC)
- g. Data Governance Committee (DGC)



➤ General Meeting of Shareholders

The General Meeting of Shareholders (GMS) is the highest organ in CIMB Niaga's corporate governance structure which functions as a forum for shareholders to make decisions. In the GMS, decisions are made based on the interests of the Bank, and are conducted properly and transparently. The GMS has the authority that is not granted to the Board of Directors and the Board of Commissioners as stipulated in the Bank's Articles of Association and applicable laws and regulations.

Based on the Bank's Articles of Association, the GMS consists of the Annual General Meeting of Shareholders (AGMS), which be held one a year and Extraordinary General Meeting of Shareholders (EGMS), which may be held at any time if required. Both the AGMS and the EGMS have the highest authority in the Bank's governance structure.

The legal basis for the GMS of CIMB Niaga refers to:

1. Law No. 40 Year 2007 concerning Limited Liability Company.
2. Regulation of the Financial Services Authority (POJK) No. 32/POJK.04/2014 dated 8 December 2014 concerning the Plan and Implementation of General Meeting of Shareholders for Public Company and POJK No. 10/POJK.04/2017 dated 14 March 2017 concerning Amendment to POJK No. 32/POJK.04/2014
3. The Articles of Association.

RIGHTS, AUTHORITIES AND RESPONSIBILITIES OF SHAREHOLDERS

The rights, authorities and responsibilities of shareholders are arranged in detail in CIMB Niaga's Articles of Association, which are accessible through the website (www.cimbniaga.com). The Bank encourages all shareholders including institutional shareholders to attend the GMS held by CIMB Niaga.

CIMB Niaga's shares consist of Class A shares and Class B shares. Both Class A and Class B shareholders have the same rights. Each share has rights to 1 (one) vote. Rights owned by shareholders, among others, are as follows:

1. Attend the GMS and give 1 (one) vote.
2. Opportunity to propose the GMS agenda.
3. Opportunity to grant power to other parties if the shareholders are unable to attend the GMS.
4. Study the material of the GMS at the latest 28 days before the GMS is held, to enable the shareholder to vote during the process of proposing resolutions.
5. Opportunity to raise questions in every agenda discussion and every agenda decision of the GMS.
6. Opportunity to vote in agreement or in disagreement with, or abstain from any proposed decision in the GMS agenda.
7. Receive the same treatment from the Bank.

On the other hand, shareholders also have the authority, among others: to appoint and dismiss members of the Board of Commissioners and the Board of Directors, evaluate the performance of the Board of Commissioners and the Board of Directors, approve amendments to and ratification of the Bank's Articles of Association, approve the annual report, approve the remuneration of the Board of Commissioners and the Board of Directors, as well as allocation of the Bank's profit, including dividend distribution.

MECHANISM OF ORGANIZING THE GSM

In 2017, CIMB Niaga held 1 (one) AGMS and 2 (two) EGMS, one of which was held simultaneously with the AGMS in 2017.

The mechanism of the AGMS and EGMS for the year of 2017 was conducted in accordance with the provisions in the Articles of Association of the Bank and POJK No. 32/POJK.04/2014 concerning the Plan and the Implementation of the General Meeting of Shareholders for Public Company, and POJK No. 10/POJK.04/2017 dated March 14, 2017 concerning Amendment to POJK No. 32/POJK.04/2014.

The GMS (Annual and Extraordinary) on 25 April 2017

CIMB Niaga held the AGMS which continued with an EGMS on 25 April 2017.

GENERAL MEETING OF SHAREHOLDERS

The process of organizing both the AGMS and EGMS on 25 April 2017 was as follows:

Date & Time	25 April 2017 at 14.18 until 15.30 local time (AGMS) 15.35 until 15.50 local time (EGMS)
Location	Locations that are easily accessible to shareholders: Financial Hall Graha CIMB Niaga 2nd Floor JI Jenderal Sudirman Kav.58 South Jakarta 12190.
Quorum	The AGMS was attended by shareholders and/or their proxies representing 23,802,538,103 shares or 94.71% of the total shares of class A and class B with voting rights issued by the Bank totaling 25,131,606,843. The EGMS was attended by shareholders and/or their proxies representing 23,855,188,228 shares or 94.92% of the total shares of class A and class B with voting rights issued by the Bank totaling 25,131,606,843.
AGMS and EGMS Chairman	Dato' Sri Nazir Razak, President Commissioner as AGMS and EGMS Chairman.
Attendance of Board of Commissioners including President Commissioner	Dato' Sri Nazir Razak as President Commissioner, and all Board of Commissioners Members and Sharia Supervisory Board were present (except Ahmad Zulqarnain Che Onn, Prof. Dr. Muhammad Quraish Shihab, MA and Dr. Yulizar Djamaluddin Sanrego Nazar, who were unable to attend).
Attendance of Audit Committee, including Chairman	Roy Edu Tirtadji as Chairman of Audit Committee was present. Jeffrey Kairupan as Member of Audit Committee was present. Mawar I.R. Napitupulu as Member (Independent Party) of Audit Committee was present. Yap Tjay Soen as Member (Independent Party) of Audit Committee was present.
Attendance of Nomination and Remuneration Committee Chairman	Pri Notowidigdo as Chairman of Nomination and Remuneration Committee was present.
Attendance of Risk Oversight Committee Chairman	Zulkifli M. Ali as Chairman of Risk Oversight Committee was present.
Attendance of Board of Directors including President Director	Tigor M. Siahaan as President Director and all Board of Directors members were present.
Attendance of Compliance Director	Fransiska Oei as Compliance Director was present.
Independent Party to calculate quorum and votes for AGMS and EGMS resolutions	Notary Ashoya Ratam, SH, MKn as Public Notary PT Sirca Datapro Perdana as Share Registrar
Total number of shareholders making inquiries and/or giving opinions at the AGMS and EGMS	2 (two) shareholders raised questions at the AGMS, comprising 1 (one) shareholder on the second Agenda and 1 (one) shareholder on the fourth Agenda of the AGMS, as well as 1 (one) shareholder raised a question on the sole Agenda of the EGMS.
Procedures for AGMS and EGMS resolutions	The resolutions were made amicably. However, should the meeting fail to reach a consensus; the resolutions of AGMS and EGMS are made based on the results of voting, where the entire agenda of the AGMS and EGMS is conducted privately by using voting cards. Specifically for the appointment of the Board of Commissioners, Board of Directors and Sharia Supervisory Board is conducted by individual voting.

The stages of the AGMS and EGMS implementation on 25 April 2017 were as follows:

Description	Implementation	Provision
Notice of AGMS and EGMS to the Regulator	Notice of AGMS and EGMS to the Financial Services Authority (OJK) and Indonesia Stock Exchange (IDX) (e-Reporting) dated 3 March 2017	Notice of the date and the agenda of the GMS, which is disclosed clearly and in detail must be submitted no later than 5 (five) working days prior to the date of the announcement of the GMS to the public.
Announcement of AGMS and EGMS	<ul style="list-style-type: none"> Announced in Bisnis Indonesia and The Jakarta Post newspapers on 10 March 2017. Proof of announcement submitted to OJK (hardcopy and e-Reporting via SPE OJK) and IDX (e-Reporting via IDXNet) on the same day Uploaded on the website of the Bank: www.cimbniaga.com on the same day Announcement was made 16 days before the AGM and EGMS summons 	<p>Presented in 1 (one) Indonesian language national newspaper, IDX's website and Bank's official website no later than 14 (fourteen) days prior to the GMS summon.</p> <p>Proof of announcement shall be submitted to OJK no later than 2 (two) working days after the announcement of the GMS and submitted to the IDX on the same day as the date of announcement.</p>



Description		Implementation	Provision
Recording Date of Shareholders List entitled to attend the GMS		<ul style="list-style-type: none"> 1 (one) working day prior to the GMS Summons, specifically on 24 March 2017 	
Summons along with explanations of AGMS and EGMS events		<ul style="list-style-type: none"> Announced in Bisnis Indonesia and The Jakarta Post newspaper on 27 March 2017. Proof of summons announcement submitted to OJK (hardcopy and e-Reporting via SPE OJK) and IDX (e-Reporting via IDXNet) on the same day Uploaded on the website of the Bank: www.cimbniaga.com on the same day Announcement was made 28 days before the AGM and EGMS 	<p>Presented in 1 (one) Indonesian language national newspaper, IDX's website and Bank's official website no later than 21 (twenty one) days prior to the GMS summons.</p> <p>Proof of summons announcement shall be submitted to OJK no later than 2 (two) working days after the announcement of the GMS and submitted to the IDX on the same day as the date of announcement.</p>
Implementation of AGMS and EGMS		25 April 2017	
Summary of Minutes (Results) of AGMS and EGMS	Publications in Newspapers	<ul style="list-style-type: none"> Announced in Bisnis Indonesia and The Jakarta Post newspaper on 26 April 2017. The publication of the summary of minutes (results) in the newspaper was announced 1 working day after the AGMS and EGMS 	The summary of GMS results shall be announce no later than 2 (two) working days after the GMS was held.
	Publication on the Bank's website	<ul style="list-style-type: none"> Brief of resolutions and resumes of AGMS and EGMS made by Notary were uploaded on the Bank's website at www.cimbniaga.com dated 25 April 2017. Publication of resume on the Bank's website was uploaded on the same day as the AGMS and EGMS 	Based on the ASEAN CG Scorecard, the Bank should publish the brief of resolutions and resumes of the GMS through the Bank's website 1 (one) day after the implementation of the GMS
	Report to Regulators and submission of the proof of publication on the summary of minutes of the AGMS and EGMS	<ul style="list-style-type: none"> Report on the resolution and proof of publication on the summary of minutes of the AGMS and EGMS to OJK (hardcopy and e-Reporting via SPE OJK) and IDX (e-Reporting via IDXNet) on 26 April 2017 Report submitted 1 working day after the AGMS and EGMS 	<p>Report on the results of the GMS shall be submitted to OJK and IDX no later than 2 (two) working days after the implementation of GMS and supplemented by a resume of the GMS Resolution issued by a Notary.</p> <p>Proof of publication on the summary of minutes of GMS is submitted to the OJK no later than 2 (two) working days after the announcement of the GMS and submitted to the IDX on the same day as the publication date.</p>
Minutes of AGMS and EGMS		<ul style="list-style-type: none"> Deed of Minutes of the AGMS and EGMS was submitted to OJK on 17 May 2017 Deed of Minutes submitted 14 working days after the AGMS and EGMS. 	Deed of Minutes of the GMS shall be submitted to OJK no later than 14 (fourteen) working days after the implementation of the GMS.

VOTE COUNTING PROCESS

Disclosure of vote counting and voting procedures for the AGMS and EGMS on 25 April 2017 is explained in Rules of Meeting (AGMS and EGMS) distributed to shareholders and read out by the Corporate Secretary prior to the commencement of the AGMS. Disclosure of the vote count and the complete voting procedure is set out in the Rules of Meeting, which was announced/uploaded on the Bank's website in conjunction with summon of the AGMS and EGMS .

INDEPENDENT PARTY TO CALCULATE VOTES

CIMB Niaga has appointed independent parties namely Notary Ashoya Ratam, SH, MKn as Public Notary and PT Sirca Datapro Perdana as the Share Registrar in conducting calculations and/or vote validation.



Performance
Highlights



Management
Reports



Company
Profile



Management Discussion
and Analysis



Risk
Management

GENERAL MEETING OF SHAREHOLDERS

RESOLUTION AND REALIZATION OF THE AGMS AND EGMS ON APRIL 25, 2017

Agenda 1 Approval of the Company's Annual Report and Ratification of the Company's Financial Statements for the year ended 31 December 2016	Realization
--	-------------

- To approve the Annual Report of 2016 and to ratify the Company's 2016 Consolidated Financial Statements for financial year 2016, which was audited by Public Accounting Firm Tanudiredja, Wibisana, Rintis & Rekan (a member firm of PricewaterhouseCoopers Global in Indonesia) as stipulated in the report dated 17 February 2017 with the opinion "The Consolidated Financial Statements present fairly, in all material respects, the consolidated financial position of PT Bank CIMB Niaga Tbk and Subsidiaries as of 31 December 2016, the consolidated performance and their cash flows for the year end at the above mentioned date is in accordance with the Financial Accounting Standards in Indonesia";
- Ratify the annual Supervisory Report of the Board of Commissioners and the Sharia Supervisory Board of the Company for the financial year 2016; and
- Acquit and discharge ("volledig acquit et décharge") the members of the Board of Directors and the Board of Commissioners including the Sharia Supervisory Board of the Company for the management and supervision performed in the financial year 2016, provided that the management and supervision are reflected in the Company's annual report for the year ended 31 December 2016.

Realized in 2017

Votes Calculation		
Agree	Against	Abstain/No Votes ¹⁾
23,799,927,057 shares or 99.989%	3,978 shares or 0.001%	2,607,068 shares or 0.010%
Total Majority Votes and Agree Votes = 23,802,534,125 shares or 99.999%		

Agenda 2 Determination on the use of the Company's profit for Financial Year Ended on 31 December 2016	Realization
---	-------------

- To approve the appropriation of the Net Profit of the Company for the financial year 2016 in the total amount of Rp2,081,687,000,000 with the following description:
- No distribution of dividend for the financial year 2016;
 - Company does not set aside any amount of its net profit for the financial year 2016 as statutory reserves fund, since the amount of statutory reserves fund of the Company have complied with the minimum required amount of statutory reserve fund in accordance with Article 70 of Law No. 40 Year 2007 concerning Limited Liability Company.

Realized in 2017

Therefore, the total Company's Net Profit for the financial year 2016 will be used to finance the business activities of the Company.

Votes Calculation		
Agree	Against	Abstain/No Votes ¹⁾
23,799,000,943 shares or 99.985%	3,060,285 shares or 0.013%	476,875 shares or 0.002%
Total Majority Votes and Agree Votes = 23,799,477,818 shares or 99.987%		

Agenda 3 Appointment of Public Accounting Firm for Financial Year 2017 and The Decision on its Honorarium and other Requirements related to the Appointment	Realization
--	-------------

- To approve the appointment of Angelique Dewi Daryanto, S.E, CPA as Public Accountant and Public Accounting Firm "Tanudiredja, Wibisana, Rintis & Rekan" (a member firm of PricewaterhouseCoopers Global in Indonesia) as a Public Accounting Firm registered in the Financial Services Authority, or other Public Accountant from the same Public Accounting Firm in the event that the respective Accountant is unable to conduct the audit on Company's Financial Statement for financial year 2017.
- Delegation of the AGMS to the Board of Commissioners to appoint another Public Accounting Firm, if there is an objection from the OJK to the appointment of Public Accounting Firm "Tanudiredja, Wibisana, Rintis & Rekan" or the said Public Accounting Firm performed a partnership restructuring to become a different Public Accounting Firm;
- To approve the proposed honorarium of the Public Accounting Firm for financial year 2017, as follows:
 - The Company's annual audit fee of Rp7,220,000,000;
 - The Audit fee of Subsidiary (PT CIMB Niaga Auto Finance) amounting to Rp1,080,000,000;
- Authorized the Board of Directors of the Company to perform matters deemed necessary in connection with the appointment of the Public Accountant, including but not limited to the process of conducting the AGMS and the signing of the appointment letter for Public Accountant and Public Accounting Firm.

Realized in 2017

Votes Calculation		
Agree	Against	Abstain/No Votes ¹⁾
23,602,194,276 shares or 99.158%	199,202,813 shares or 0.837%	1,141,014 shares or 0.005%
Total Majority Votes and Agree Votes = 23,603,335,290 shares or 99.163%		



Agenda 4 Determination on the Salary/Honorarium and Allowances for members of Board of Commissioners, Board of Directors, and Sharia Supervisory Board of the Company		Realization
<ol style="list-style-type: none"> To approve and determine the amount of salary or honorarium and/or other allowances for the Board of Commissioners and the Sharia Supervisory Board for financial year 2017: <ol style="list-style-type: none"> for all members of the Board of Commissioners, a maximum of Rp19,300,000,000 (gross) per year; for all members of the Sharia Supervisory Board, a maximum of Rp1,800,000,000 (gross) per year; to delegate the authority to the President Commissioner to determine the amount of salary or honorarium and other allowances for each member of the Board of Commissioners and Sharia Supervisory Board of the Company for the financial year 2017; To approve the amount of tantieme/bonus including Holiday Allowance to all members of the Board of Directors for financial year 2016 maximum Rp67,386,431,863 (gross) per year; To approve the delegation of authority to the Board of Commissioners of the Company to determine the amount of salary or honorarium, bonus/tantieme and other allowances for the Board of Directors and each member of the Board of Directors of the Company for the financial year 2017 provided that the Board of Commissioners shall observe the advice or opinion of the Nomination and Remuneration Committee. 	Realized in 2017	
Votes Calculation		
Agree	Against	Abstain/No Votes ¹⁾
23,786,057,258 shares or 99.931%	15,563,899 shares or 0.065%	916,946 shares or 0.004%
Total Majority Votes and Agree Votes = 23,786,974,204 shares or 99.934%		

Agenda 5 - Accountability for the realization of the use of proceeds from the Public Offering of Shelf-Registration Bonds II of Bank CIMB Niaga Phase I Year 2016 ("PUB II 2016") - Reaffirmation of the Independent Director in compliance with Stock Exchange Regulation No. I-A concerning Listing of Shares (Stock) and Equity-Type Securities other than Shares issued by the Listed Company		Realization
<ol style="list-style-type: none"> In accordance with POJK No. 30/POJK.04/2015, the AGMS reports on the accountability for the use of proceeds from the Public Offering of Shelf-Registration Bonds II of Bank CIMB Niaga Phase I Year 2016 ("PUB II 2016"). In line with the report that has been submitted to the OJK of Capital Market and the Stock Exchange that up to 31 December 2016 all funds obtained from PUB II 2016 amounting to Rp1,000,000,000,000 entirely have been used for credit expansion in accordance with the plan for the use of funds as disclosed in the Prospectus of PUB II 2016. The Company reaffirms that all of the Directors of the Company have no affiliation relationship with the Controlling Shareholders nor with members of the Board of Commissioners and other members of the Board of Directors, have no concurrent positions other than at controlled subsidiary companies; and no-one has been an insider person at an institution or capital market support organization, whose services are used by the Company. However, to comply with the provisions of Stock Exchange Regulation No. I-A concerning the Listing of Shares (Stock) and Equity-Type Securities in addition to Shares Issued by a Listed Company, it is informed that the elected and appointed Independent Director is Fransiska Oei, the Compliance Director. 	No decision is made as it is reporting	

The agenda, realization and decision of the EGMS in 2017 are as follows:

Agenda Buyback of the Company's shares (share buyback) at maximum of 2% of Paid-up Capital		Realization
<ol style="list-style-type: none"> To approve the share buyback of the public shareholders and Khazanah Nasional Berhad at a maximum of 2% of paid up capital to be used as a stock-based loyalty program for management and employees (MESOP) with the objective to improve productivity and performance of management and employees, as well as to generate a sense of ownership to the Company. To approve the authorization for the Board of Directors to exercise the share buyback maximum 18 months after the approval of this EGMS and after obtaining approval from the authorities, and at a price deemed satisfactory by the Company but not exceeding the maximum amount of Rp500,000,000,000, including broker dealer commissions and other related costs. In the event that the repurchase of such shares is unenforceable, including due to the objection from the authorities, then this decision shall be void without requiring the approval for GMS. 	This decision was changed with the resolution of EGMS on August 24, 2017	
Votes Calculation		
Agree	Against	Abstain/No Votes ¹⁾
23,854,235,635 shares or 99.996%	3,978 shares or 0.001%	948,621 shares or 0.003%
Total Majority Votes and Agree Votes = 22,855,184,256 shares or 99.999%		

1) In accordance with Article 13 paragraph 13.4 Article of Association of the Company: Abstain or invalid votes is considered not exist and is not counted in determining the number of votes casted at the Meeting, provided that shareholders who do not cast the vote oblige to comply and respect the resolution passed made in relevant agenda of the Meeting.



Performance
Highlights



Management
Reports



Company
Profile



Management Discussion
and Analysis



Risk
Management

GENERAL MEETING OF SHAREHOLDERS

EGMS ON 24 AUGUST 2017

In 2017, CIMB Niaga held its second EGMS on 24 August 2017.

The process of organizing the EGMS on 24 August 2017 was as follows:

Date & Time	24 August 2017 at 14.15 until 15.25 (local time)
Location	Locations that are easily accessible to shareholders: Sasando Room Graha CIMB Niaga M floor Jl Jenderal Sudirman Kav.58 South Jakarta 12190.
Quorum	The EGMS was attended by shareholders and/or their proxies representing 23,683,336,462 shares or 94.24% of the total shares of class A and class B with voting rights issued by the Bank totaling 25,131,606,843.
EGMS Chairman	Dato' Sri Nazir Razak, President Commissioner as EGMS Chairman.
Attendance of Board of Commissioners including President Commissioner	Dato' Sri Nazir Razak as President Commissioner, and all members of Board of Commissioners and Sharia Supervisory Board were present (except Faturrahman Djamil as a member of the Sharia Supervisory Board who was unable to attend).
Attendance of Audit Committee including Chairman	Roy Edu Tirtadji as Chairman of Audit Committee was present. Jeffrey Kairupan as Member of Audit Committee was present. Mawar I.R. Napitupulu as Member (Independent Party) of Audit Committee was present. Yap Tjay Soen as Member (Independent Party) of Audit Committee was present.
Attendance of Nomination and Remuneration Committee Chairman	Pri Notowidigdo as Chairman of Remuneration and Nomination Committee was present.
Attendance of Risk Oversight Committee Chairman	Zulkifli M. Ali as Chairman of Risk Oversight Committee was present.
Attendance of Board of Directors including President Director	Tigor M. Siahaan as President Director and all Board of Directors members were present.
Attendance of Compliance Director	Fransiska Oei as Compliance Director was present.
Independent Party to calculate quorum and votes for AGMS and EGMS resolutions	Notary Ashoya Ratam, SH, MKn as Public Notary PT Sirca Datapro Perdana as Share Registrar
Total number of shareholders making inquiries and/or giving opinions at the AGMS and EGMS	1 (one) shareholder raised a question at the EGMS on the third Agenda.
Procedures for EGMS resolutions	The decision-making mechanism other than the first agenda of the EGMS is conducted by deliberations to consensus, but in order to increase the independence and confidentiality of shareholders in the process of giving voting rights in accordance with the OJK recommendations related to the implementation of corporate governance, then the decision-making is conducted in private.



The implementation stages of EGMS on 24 August 2017 were as follows:

Description	Implementation	Provision	
Notice of EGMS to the Regulator	Notice of EGMS to the Financial Services Authority (OJK) and the Indonesia Stock Exchange (IDX) (e-Reporting) dated 4 July 2017	Notice of the date and the agenda of the GMS, which is disclosed clearly and in detail must be submitted no later than 5 (five) working days prior to the date of the announcement of the GMS to the public.	
EGMS Announcement	<ul style="list-style-type: none"> Announced in Investor Daily on July 11, 2017. Proof of announcement submitted to OJK (hardcopy and e-Reporting via SPE OJK) and IDX (e-Reporting via IDXNet) on the same day Uploaded on the website of the Bank: www.cimbniaga.com on the same day Announcement was made 14 days before the EGMS summon 	<p>Presented in 1 (one) Indonesia language national newspaper, IDX's website and Bank official website no later than 14 (fourteen) days prior to the GMS summon.</p> <p>Proof of announcement shall be submitted to OJK by no later than 2 (two) working days after the announcement of the GMS, and submitted to the IDX on the same day as the announcement date</p>	
Information Disclosure	<ul style="list-style-type: none"> Announced the changes in Information disclosure in relation to the changes in the implementation of the share buyback plan by the Company in Suara Pembaruan dated 18 July 2017 Re-announcing EGMS on the same day. 	Presented at the same time as the GMS announcement	
Recording Date of Shareholders List entitled to attend the GMS	<ul style="list-style-type: none"> 1 (one) working day prior to the GMS summons, specifically on 25 July 2017. 		
Summons along with explanation of EGMS events	<ul style="list-style-type: none"> Announced in Investor Daily on 26 July 2017. Proof of summons announcement submitted to OJK (hardcopy and e-Reporting via SPE OJK) and IDX (e-Reporting via IDXNet) on the same day Uploaded on the website of the Bank: www.cimbniaga.com on the same day Summons was conducted 28 days prior to the EGMS 	<p>Presented in 1 (one) Indonesia language newspaper, IDX's website and Bank official website no later than 21 (twenty one) days prior to the GMS.</p> <p>Proof of summons announcement submitted to OJK by no later than 2 (two) working days after the announcement of the GMS, and submitted to the IDX on the same day as the announcement date</p>	
Implementation of EGMS	24 August 2017		
Result Summary EGMS	Publications in Newspapers	<ul style="list-style-type: none"> Announced in Investor Daily newspaper on 25 August 2017 The publication of the summary of minutes (results) in the newspaper was announced 1 working day after the EGMS 	The summary of GMS results shall be announced no later than 2 (two) working days after the GMS is held.
	Publication on the Bank's official Website	<ul style="list-style-type: none"> Brief of resolutions and resumes of the EGMS prepared by Notary were uploaded on the Bank's official website: www.cimbniaga.com on 24 August 2017. Publication of the resume on the Bank's official website was uploaded on the same day as the EGMS 	
	Report to the Regulators	<ul style="list-style-type: none"> Report on the resolution and proof publication on the summary of minutes of EGMS to OJK (hardcopy and e-Reporting via SPE OJK) and IDX (e-Reporting via IDXNet) on 25 August 2017 Report submitted 1 working day after the EGMS 	<p>Report on the results of the GMS shall be submitted to OJK and IDX no later than 2 (two) working days after the GMS in held, supplemented by a resume of a GMS decision issued by a Notary.</p> <p>Proof of publication of the summary of minutes of GMS is submitted to OJK no later than 2 (two) working days after the announcement of the GMS and submitted to the IDX's on the same day as the announcement date.</p>
Minutes of EGMS	<ul style="list-style-type: none"> Deed of Minutes of the EGMS was submitted to OJK on 14 September 2017 Deed of Minutes submitted 14 working days after the EGMS. 	Deed of Minutes of the GMS shall be submitted to OJK no later than 14 (fourteen) working days after the implementation of the GMS.	



Performance
Highlights



Management
Reports



Company
Profile



Management Discussion
and Analysis



Risk
Management

GENERAL MEETING OF SHAREHOLDERS

VOTE COUNTING PROCESS

Disclosure of vote counting and voting procedures for the EGMS dated 24 August 2017 is explained in Rules of Meeting distributed to shareholders and read out by the Corporate Secretary prior to the commencement of the EGMS. Full disclosure of the vote counting and voting procedures is set out in the Meeting Rules, which was announced/uploaded on the Bank's official website in conjunction with the EGMS summons.

INDEPENDENT PARTY TO CALCULATE VOTES

CIMB Niaga has appointed independent parties namely Notary Ashoya Ratam, SH, MKn as Public Notary and PT Sirca Datapro Perdana as the Share Registrar in conducting calculations and/or vote validation.

Resolution and Realization of the EGMS on 24 August 2017

Agenda 1 Approval of changes to the composition of the Board of Commissioners and Board of Directors of the Company		Realization
1.	To approve the resignation of Ahmad Zulqarnain Onn from his position as Commissioner of the Company effective as of the closing of the Meeting, accompanied by acknowledgment and appreciation for his contribution and dedication during his tenure as a Commissioner of the Company; The release and discharge for his supervisory action that has been carried out since his last release and discharge up to the effective date of his resignation shall be sought for approval at the 2017 AGMS meeting to be held in 2018.	Realized in 2017
2.	To approve the appointment of Tengku Dato 'Sri Zafrul Tengku Abdul Aziz as the Commissioner of the Company, with effective term of office starting from the approval of the OJK on the fit and proper test ("Effective Date") up to the closing of the 4th AGMS after the Effective Date, without prejudice to the right of the GMS to terminate at any time in accordance with the provisions of Article 119 of Law No. 40 Year 2007 regarding Limited Liability Company ("UUPT"). In the event that the OJK does not give consent, or the requirements stipulated by the OJK for the appointment are not met, then the appointment becomes null and void without any GMS's approval is required.	
3.	To approve the appointment of Rahardja Alimhamzah as Director of the Company, with effective term of office starting from the closing of the Meeting ("Effective Date") up to the closing of the 4th AGMS after the effective date, without prejudice to the right of the GMS to terminate at any time pursuant to Article 105 UUPT.	
Thus the composition of the Board of Commissioners (since the effective appointment of Tengku Dato 'Sri Zafrul Tengku Abdul Aziz), namely obtaining OJK approval and the composition of the Board of Directors of the Company (since the effective appointment of Rahardja Alimhamzah) is as follows:		
Board of Commissioners: <ul style="list-style-type: none"> - Dato' Sri Nazir Razak, President Commissioner - Glenn Muhammad Surya Yusuf, Vice President Commissioner - Zulkifli M. Ali, Independent Commissioner - Pri Notowidigdo, Independent Commissioner - Armida Salsiah Alisjahbana, Independent Commissioner - Jeffrey Kairupan, Independent Commissioner - David Richard Thomas, Commissioner - Tengku Dato' Sri Zafrul Tengku Abdul Aziz, Commissioner 		Board of Directors: <ul style="list-style-type: none"> - Tigor M. Siahaan, President Director - Wan Razly Abdullah, Director - Rita Mas'oen, Director - Megawati Sutanto, Director - Vera Handajani, Director - John Simon, Director - Lani Darmawan, Director - Pandji P.Djajanegara, Director - Hedy Lopian, Director - Fransiska Oei, Director Kepatuhan (Independent) - Rahardja Alimhamzah, Director

Votes Calculation			
	Agree	Against	Abstain/No Votes ¹⁾
Resignation of Ahmad Zulqarnain Onn as Commissioner of the Company	23,567,104,718 shares or 99.51%	1,769,278 shares or 0.0075%	114,462,466 shares or 0.48%
Total Majority Votes: 23,681,567,184 shares or 99.992% (Agree)			



Votes Calculation			
	Setuju	Against	Abstain/No Votes ¹⁾
Appointment of Tengku Dato' Sri Zafrul Tengku Abdul Aziz as Commissioner of the Company	23,669,600,003 shares or 99.94%	1,769,278 shares or 0.0075%	11,967,181 shares or 0.05%
Total Majority Votes: 23,681,567,184 shares or 99.992% (Agree)			

Votes Calculation			
	Agree	Against	Abstain/No Votes ¹⁾
Appointment of Rahardja Alimhamzah as Director of the Company	23,649,051,303 shares or 99.86%	1,769,278 shares or 0.0075%	32,515,881 shares or 0.14%
Total Majority Votes: 23,681,567,184 shares or 99.992% (Agree)			

Agenda 2 Approval of the amendment to the Articles of Association of the Company		Realization
1. To approve amendment of a number of articles of the Company's Articles of Association and subsequently restatement all the Company's Articles of Association.		Realized in 2017
2. To approve the granting of authorities to the Board of Directors of the Company, with the right of substitution to restate the resolution concerning the amendment and restatement of all provisions of Articles of Association of the Company in the Notarial Deed and report it to the competent authorities, and with due regard to the foregoing to act all necessary matters including additions and/or adjustments with due regard to the provisions of laws and regulations.		

Votes Calculation		
Agree	Against	Abstain/No Votes ¹⁾
23,661,379,108 shares or 99.91%	18,892,478 shares or 0.08%	3,064,876 shares or 0.01%
Total Majority Votes and Agree Votes = 23,664,443,894 shares or 99.92% (Agree)		

Agenda 3 Revision to the Approval of Share Buyback Plan		Realization
1. To approve the changes on share buyback plan and the implementation of stock-based loyalty program for management and employees (MESOP) which has been approved in the EGMS dated 25 April 2017.		On December 31, 2017, the Bank conducted share buyback of the Company's shares amounting to 194,407,492 (one hundred ninety four million four hundred and seven thousand four hundred and ninety two) shares to be used as MESOP.
2. To approve the share buyback from public shareholders up to a maximum of 2% of the Paid-up Capital or a maximum of 503,000,000 (five hundred and three million) shares, at a maximum cost of Rp500,000,000,000 (five hundred billion Rupiahs) which includes broker-dealer commissions and other costs incurred in connection with the purchase, to be used as a stock-based loyalty program for management and employees in the Employee and Management Ownership Program in the form of: (i) Shares Grant, and (ii) Management Employee Stock Ownership Plan ("MESOP").		
3. To grant authority to the Board of Directors of the Company to exercise share buyback pursuant to prevailing regulations including Capital Market regulations within 12 months from the closing of the Meeting.		
4. To grant authority to the Board of Directors of the Company to determine the eligibility criteria with the terms and conditions of the stock-based loyalty program.		
5. In the event that the shares buyback may not be executed by any reason, including not obtaining approval from authorities, this decision shall be void without the need for approval from the GMS.		The implementation process of share buyback will be continued in 2018 by taking into account the deadline according to the EGMS decision and the implementation of MESOP will be done after the completion of the buyback process.

Votes Calculation		
Agree	Against	Abstain/No Votes ¹⁾
23,682,776,608 shares or 99.9976%	474,878 shares or 0.0020%	84,976 shares or 0.0004%
Total Majority Votes and Agree Votes = 23,682,861,584 shares or 99.998% (Agree)		

1) In accordance with Article 13 paragraph 13.4 Article of Association of the Company: Abstain or invalid votes is considered not exist and is not counted in determining the number of votes casted at the Meeting, provided that shareholders who do not cast the vote oblige to comply and respect the resolution passed made in relevant agenda of the Meeting.



Performance
Highlights



Management
Reports



Company
Profile



Management Discussion
and Analysis



Risk
Management

GENERAL MEETING OF SHAREHOLDERS

RESOLUTIONS AND REALIZATION OF THE RESULT OF THE PREVIOUS ANNUAL GMS

The resolutions and realization of the previous Annual GMS are as follows:

Agenda 1 Approval on Company's Annual Report and Ratification of the Company's Financial Statement for the year ended 31 December 2015	Realization
<p>To approve and duly accept the Annual Report of the Company for the financial year of 2015, including Supervisory Report of the Board of Commissioners and the Sharia Supervisory Board and to ratify the consolidated Financial Statements of the Company and its subsidiaries for financial year 2015, which was audited by Public Accounting Firm Tanudiredja, Wibisana, Rintis & Rekan (a member firm of PricewaterhouseCoopers Global in Indonesia) with the opinion that "The Consolidated Financial Statements present fairly, in all material respects, the consolidated financial position of PT Bank CIMB Niaga Tbk and its Subsidiaries ended on the 31 December 2015, the consolidated performance and their cash flows for the year end at the above mentioned date is in accordance with the Financial Accounting Standards in Indonesia" as stated in its report dated 24 February 2016;</p> <p>By the approval of the Annual Report for the financial year of 2015, and the ratification of the consolidated financial year of 2015, therefore in accordance with the provisions of Article ii paragraph 11.6 of the article of association of the Company, the Meeting also gives a complete acquittal and discharge to all members of the Board of Directors of the Company (including member of the Board of Commissioners that have been resigned within the financial year 2015) for all management actions during the financial year 2015, and all members of Board of Commissioners of the Company for all supervisory actions during the financial year 2015, as far as such actions were reflected in the Company's Annual Report and Consolidated Financial Statements for the financial year 2015, except for the act of fraud, embezzlement and other criminal acts.</p>	Realized in 2016

Votes Calculation		
Agree	Against	Abstain
24,618,723,016 shares or 100%	Nil	Nil

Agenda 2 The determination of the Company's use of profits for the financial year ended 31 December 2015	Realization
<p>To approve the appropriation of the Company's Net Profit for the financial year 2015 in the total amount approximately Rp427,831,000,000 (four hundred twenty seven billion eight hundred thirty one million Rupiah) with the following details:</p> <p>The Company does not set aside the compulsory reserves from the net profit for financial year 2015, as the Company's compulsory reserve has complied with the minimum compulsory reserve requirement in accordance with Article 70 Law No.40 of 2007 on Limited Liability Companies. No dividend is distributed for the financial year 2015.</p> <p>Therefore, the Company's net profit for the financial year 2015 will be recorded as retained earnings, and will be used to strengthen the Company's capital in order to finance the Company's business activities.</p>	Realized in 2016

Votes Calculation		
Agree	Against	Abstain
24,618,723,016 shares or 100%	Nil	Nil



Agenda 3 The appointment of the Company's Public Accounting Firm for the fiscal year 2016 and the determination of honorarium, as well as other terms concerning such appointment	Realization
--	-------------

To approve the reappointment of the Public Accounting Firm "TANUDIREDDJA, WIBISANA, RINTIS & Rekan" (a member firm of PricewaterhouseCoopers Global in Indonesia) as the Public Accountant to audit the Consolidated Financial Statements of the Company for the financial year 2016, and approved the delegation of authority to the Board of Commissioners of the Company to determine the amount of honorarium and other reasonable appointment requirements for such Public Accounting Firm.

Realized in 2016

Approved the delegation of authority to the Board of Commissioners of the Company to appoint another Public Accounting Firm to audit the Company's Consolidated Financial Statements for the financial year 2016, in the event of objections from the Financial Services Authority ("OJK") to the appointment of the Public Accounting Firm "TANUDIREDDJA, WIBISANA, RINTIS & Rekan"; or the Public Accounting Firm "TANUDIREDDJA, WIBISANA, RINTIS & Rekan" perform partnership restructuring to become a different Public Accounting Firm

With respect to the delegation of such authority, provisions applied that the other appointed Public Accounting Firm must be one of the four big public accounting firms in Indonesia; the honorarium and other appointment requirements must be set competitively and reasonably; and not be contrary to applicable laws and regulations.

Votes Calculation		
Agree	Against	Abstain
24,618,723,016 shares or 100%	Nil	Nil

Agenda 4 Changes to the Board's structure including the Sharia Supervisory Board of the Company	Realization
--	-------------

1. To ratify the resignation of Mr. Lo Nyen Khing from his position as Vice President Director of the Company effective since 31 July 2015, and Mr. Harjanto Tanuwidjaja from his position as Director of the Company effective since 1 December 2015 with acknowledgments and high appreciation for their contribution and dedication during their tenure as the Vice President Director and Director of the Company.

Realized in 2016

2. To approve the appointment of the Board of the Company, namely:

Section A

a. Board of Commissioners:

- Dato 'Sri Nazir Razak as President Commissioner
- Mr. Glenn Muhammad Surya Yusuf, as Vice President Commissioner
- Mr. Zulkifli M. Ali, as Commissioner, also Independent Commissioner
- Mr. Pri Notowidigdo, as Commissioner, also Independent Commissioner
- Ms. Armida Salsiah Alisjahbana, as Commissioner, also Independent Commissioner
- Mr. Jeffrey Kairupan, as Commissioner, also Independent Commissioner

Section B

b. Board of Directors:

- Mr. Wan Razly Abdullah, as Director
- Ms. Rita Mas'oen, as Director
- Ms. Megawati Sutanto, as Director
- Ms. Vera Handajani, as Director
- Ms. Lani Darmawan, as Director
- Mr. Pandji Pratama Djajanegara, as Director
- Mr. Rahardja Alimhamzah, as Director
- Ms. Hedy Maria Helena Lopian, as Director
- Ms. Fransiska Oei Lan, as Director, also Director of Compliance

Section C

c. Sharia Supervisory Board

- Mr. M. Quraish Shihab, as Chairman
- Mr. Fathurrahman Djamil, as member
- Mr. Yulizar Djamaluddin Sanrego, as member

The appointment shall be effective as of the date specified in the OJK approval letter and/or fulfillment of the requirements stipulated in the letter of the OJK, except for the reappointment of the members of the Board of Commissioners, Board of Directors and Sharia Supervisory Board previously served, will be effective after the closing of the Meeting ("Effective Date") up to the closing of the 4th Annual General Meeting of Shareholders after the Effective Date, provided that if the OJK does not approve the appointment or the conditions stipulated by the OJK are not met, then such appointment becomes null and void without the necessary GMS approval.



GENERAL MEETING OF SHAREHOLDERS

Votes Calculation Section A			
Appointment	Agree	Against	Abstain
Mohamed Nazir Bin Abdul Razak (Also called Dato' Sri Nazir Razak) as President Commissioner	24,618,708,738 shares or 99.999942% (after deducting abstentions)	400 shares or 0.0000016%	13,878 shares
Glenn Muhammad Surya Yusuf as Vice President Commissioner	24,618,708,738 shares or 99.999942% (after deducting abstentions)	400 shares or 0.0000016%	13,878 shares
Zulkifli Bin Mohd Ali as Commissioner and also Independent Commissioner	24,618,708,738 shares or 99.999942% (after deducting abstentions)	400 shares or 0.0000016%	13,878 shares
Pri Notowidigdo as Commissioner and also Independent Commissioner	24,618,709,138 shares or 100% (after deducting abstentions)	Nil	13,878 shares
Armida Salsiah Alisjahbana as Commissioner and also Independent Commissioner	24,618,709,138 shares or 100% (after deducting abstentions)	Nil	13,878 shares
Jeffrey Kairupan as Commissioner and also Independent Commissioner	24,618,709,138 shares or 100% (after deducting abstentions)	Nil	13,878 shares
Votes Calculation Section B			
Appointment	Agree	Against	Abstain
Wan Razly Abdullah Bin Wan Ali as Director	24,615,781,838 shares or 100% (after deducting abstentions)	Nil	2,941,178 shares
Rita Mas'Oen as Director	24,615,761,838 shares or 99.987972% (after deducting abstentions)	20,000 shares or 0.000081%	2,941,178 shares
Megawati Sutanto as Director	24,615,781,838 shares or 100% (after deducting abstentions)	Nil	2,941,178 saham
Vera Handajani as Director	24,615,795,716 shares or 100% (after deducting abstentions)	Nil	2,927,300 shares
Lani Darmawan as Director	24,615,761,838 shares or 100% (after deducting abstentions)	Nil	2,961,178 shares
Pandji Pratama Djajanegara as Director	24,615,781,838 shares or 100% (after deducting abstentions)	Nil	2,941,178 shares
Rahardja Alimhamzah as Director	24,615,781,838 shares or 100% (after deducting abstentions)	Nil	2,941,178 shares
Hedy Maria Helena Lopian as Director	24,615,781,838 shares or 100% (after deducting abstentions)	Nil	2,941,178 shares
Fransiska Oei Lan as Director	24,615,795,716 shares or 100% (after deducting abstentions)	Nil	2,927,300 shares
Votes Calculation Section B			
Appointment	Agree	Against	Abstain
M. Quraish Shihab as Chairman	24,615,795,716 saham atau 100% (after deducting abstentions)	Nil	2,927,300 shares
Fathurrahman Djamil as Member	24,615,781,838 saham atau 100% (after deducting abstentions)	Nil	2,941,178 shares
Yulizar Djamiluddin Sanrego as Member	24,615,71,838 saham atau 100% (after deducting abstentions)	Nil	2,961,178 shares



Agenda 5 Determination of salaries/honorarium and other allowances for the Board of Commissioners, Board of Directors and Sharia Supervisory Board of the Company		Realization
<p>To approve the amount of salary/honorarium and allowances of the Board of Commissioners and Board of Directors, as well as the Sharia Supervisory Board for the financial year 2016 as follows:</p> <p>The amount of salary / honorarium and allowances for all members of the Board of Commissioners, which is a maximum of Rp20,765,983,144, -gross per year;</p> <p>Approved the delegation of authority to the Board of Commissioners to determine the:</p> <ol style="list-style-type: none"> salary / honorarium and allowances for all members of the Sharia Supervisory Board for the financial year 2016; salary / honorarium and other allowances, as well as the amount of bonus / tantieme budgeted for all members of the Board of Directors for the financial year 2016; <p>Provided that the Board of Commissioners considers the advice/opinion given by the Nomination and Remuneration Committee.</p>		Realized in 2016
Votes Calculation		
Agree	Against	Abstain
24,618,723,016 shares or 100%	Nil	Nil
Agenda 6 Approval of Amendment to Company's Articles of Association		Realization
<p>To approve the amendment of provision of Article 15 paragraph 15.5 of The Articles of Association of the Company to become:</p> <p>2 (two) members of the Board of Directors jointly, are entitled and authorized to represent the Board of Directors and therefore act for and on behalf of, and legally represent the Company.</p> <p>To approve the delegation of authorities to the Board of Directors of the Company, with the right of substitution, to restate the resolution regarding the amendment of the provisions of the Articles of Association of the Company in notarial deed and notify it to the applicable authorities and in relation to the matters to carry out necessary actions in accordance with the provisions of applicable legislation.</p>		Realized in 2016
Votes Calculation		
Agree	Against	Abstain
24,618,723,016 shares or 100%	Nil	Nil
Agenda 7 Integrated Financial Conglomeration Report & Report of Dismissal and Appointment of Committee Members at the Board of Commissioners Level		Realization
<p>In accordance with Financial Services Regulation ("POJK") No.17/POJK.03/2014 and POJK No.18/POJK.03/2014, the Company reported on the establishment of Integrated Financial Conglomeration from CIMB Indonesia. The CIMB Group, as the ultimate shareholder of the Financial Conglomeration in a single group or business group in Indonesia, has appointed the Company as the Main Entity, and established Financial Services Institutions as members of the Conglomeration.</p> <p>The Company reported the termination of the term of office of Committee members at the Board of Commissioners level and also reports the appointment of members of the Committee at the Board of Commissioners level effective the closing of the Meeting until the closing of the fourth Annual General Meeting of Shareholders.</p>		No decision was made, only reporting



Board of Commissioners

CIMB Niaga's Board of Commissioners is a corporate governance organ that performs oversight on the Bank's management activities to ensure that the Bank conducts its business in accordance with its established objectives. The Board of Commissioners oversees and advises on the implementation of the duties and responsibilities of the Board of Directors and other functions set forth in the Articles of Association and the rules and regulations. In the conduct of its duties and responsibilities, the Board of Commissioners must act in an independent manner.

LEGAL REFERENCES

The legal basis for the appointment of the Board of Commissioners of CIMB Niaga refers to several regulations, including:

1. Law No. 40 of 2007 of Limited Liability Company.
2. Law No. 7 of 1992 of Banking as amended by Law No. 10 of 1998
3. The Bank's Articles of Association
4. Regulation of Bank Indonesia (PBI) No. 11/1/PBI/2009, dated 27 January 2009, concerning Commercial Banks
5. PBI No. 13/27/PBI/2011, dated 28 December 2011, concerning amendment to PBI No. 11/1/PBI/2009, concerning Commercial Banks
6. Regulation of Financial Services Authority (POJK) No. 33/POJK.04/2014, dated 8 December 2014, regarding the Board of Directors and Board of Commissioners of Issuers or Listed Companies
7. POJK No. 27/POJK.03/2016, dated 22 July 2016, regarding Fit and Proper Test for Main Party of Financial Services Institution
8. Circular of Financial Services Authority (SEOJK) No. 39/SEOJK.03/2016, dated 13 September 2016 regarding Fit and Proper Test for Candidate Ultimate Shareholders, Candidate Members of the Board of Directors and Candidate Members of the Board of Commissioners of the Bank
9. POJK No. 18/POJK.03/2016, dated 16 March 2016, concerning Implementation of Risk Management for Commercial Banks
10. POJK No. 37/POJK.03/2017, dated 12 July 2017, concerning the Hiring of Expatriates and Knowledge Transfer Program in the Banking Sector
11. Deed No. 35, dated 24 August 2017, regarding Resolution of the Extraordinary General Meetings of the Shareholders of PT Bank CIMB Niaga Tbk.

BOC STRUCTURE AND COMPOSITION

CIMB Niaga has complied with all prevailing regulations as stipulated in the Board of Commissioners Charter, namely:

1. The total of members of the Board of Commissioners of CIMB Niaga is at least 3 (three) persons and not more than the number of members of the Board of Directors.
2. The Board of Commissioners of CIMB Niaga is chaired by a President Commissioner, namely Dato' Sri Nazir Razak.
3. One or more may be appointed Vice President Commissioner. The position of Vice President Commissioner is held by Glenn Muhammad Surya Yusuf.
4. At least 1 (one) member of the Board of Commissioners is be domiciled in Indonesia: CIMB Niaga has 4 (four) members of the Board of Commissioners domiciled in Indonesia.
5. 4 (four) of 8 (eight) persons, or 50% (fifty percent) of the members of the Board of Commissioners, are Independent Commissioners.
6. 4 (four) of 8 (eight) persons, or 50% (fifty percent) of the members of the Board of Commissioners, are Indonesian Citizens.
7. The replacement and/ or appointment of members of the Board of Commissioners of CIMB Niaga has considered the recommendations of the Nomination and Remuneration Committee and obtained the approval of the GMS and OJK.
8. All Commissioners of CIMB Niaga have no family relationship up to the second degree with other members of the Board of Commissioners and/ or Board of Directors.
9. All members of the Board of Commissioners of the Bank have passed the Fit and Proper Test, including 1 (one) Commissioner, namely Tengku Dato' Sri Zafrul Tengku Abdul Aziz ,who passed the Fit and Proper Test and effectively began serving on 16 March 2018.

In line with the principles of the ASEAN Corporate Governance Scorecard, the composition of the Board of Commissioners is as follows:

1. 1 (one) female member of the Board of Commissioners, Armida Salsiah Alisjahbana, who is an Independent Commissioner. (ASEAN CG principle: minimum 1 (one) female Independent Commissioner).
2. In terms of expertise, the majority of members of the Board of Commissioners have working experience in banking.

In 2017, the members of the Board of Commissioners of CIMB Niaga were as follows:

No.	Name	Position
1	Dato' Sri Nazir Razak	President Commissioner
2	Glenn Muhammad Surya Yusuf	Vice President Commissioner
3	Pri Notowidigdo	Independent Commissioner
4	Zulkifli M. Ali	Independent Commissioner
5	David Richard Thomas	Commissioner
6	Armida Salsiah Alisjahbana	Independent Commissioner
7	Jeffrey Kairupan	Independent Commissioner
8	Ahmad Zulqarnain Onn*)	Commissioner
9	Tengku Dato' Sri Zafrul Tengku Abdul Aziz**)	Commissioner

*) Resigned from BOC effective since the Extraordinary GMS 24 August 2017

***) Appointed in the Extraordinary GMS 24 August 2017 and effective serves as Commissioner on 16 March 2018

BOC DUTIES, RESPONSIBILITIES AND AUTHORITY

In performing its functions, the Board of Commissioners must act and be responsible collegially, assisted by the Audit Committee, the Risk Oversight Committee, the Nomination and Remuneration Committee and the Integrated Corporate Governance Committee in their respective areas. The duties, responsibilities and authority of the Board of Commissioners are applicable to each member of the Board of Commissioners.

1. Each member of the Board of Commissioners must not act individually, but on the basis of a mutual decision of the Board of Commissioners.
2. The Board of Commissioners must perform its duties and responsibilities in good faith, with full responsibility, and have prudent principles and independence.
3. The Board of Commissioners must ensure the implementation of Good Corporate Governance in each business activity of the Bank and at all organizational levels through:
 - a. the implementation of the duties and responsibilities of the Board of Commissioners and the Board of Directors.
 - b. completeness and execution of the duties of the Committees and working units exercising the Bank's internal control functions.
 - c. execution of compliance function, internal audit and external audit.
 - d. implementation of risk management, including internal control system.
 - e. provision of funds to related parties and provision of large funds.
 - f. the Bank's strategic plan.
 - g. transparency of the Bank's financial and non-financial condition.
 - h. Approval and regular review of the Bank's vision, mission and values.
4. The Board of Commissioners has the responsibility to oversee management policy, general management process and is responsible for such oversight and gives advice to the Board of Directors.
5. In conducting the oversight duties as referred to in number (3) and (4) above, the Board of Commissioners must direct, monitor and evaluate the implementation of the Bank's strategic policy pursuant to the regulations.
6. In the event that there is only a single member of the Board of Commissioners, all duties and authority granted to the President Commissioner or other members of the Board of Commissioners in the Articles of Association will automatically apply to him/her.
7. The Board of Commissioners is prohibited from engaging in decision-making of Bank operations, except for:
 - a. provision of funds to related parties as stipulated in the Financial Services Authority (OJK) regulation concerning the Legal Lending Limit for Commercial Banks.
 - b. other matters specified in the Articles of Association of the Bank or in the prevailing rules and regulations.
8. Decision making by the Board of Commissioners as referred to in number (7) above is part of the oversight duties of the Board of Commissioners so as not to negate the Board of Directors' responsibility for management of the Bank.



BOARD OF COMMISSIONERS

9. The Board of Commissioners approves and monitors the implementation of strategy, the Business Plan, and Bank policies in accordance with prevailing regulations, including the establishment and implementation of the strategies of Anti-Fraud, Anti Money Laundering and Counter-Terrorism Financing (AML - CFT), Whistleblowing, Integrated Corporate Governance, Related Party Transaction, Minimum Lending Limit (BMPK), and other Bank strategies in accordance with prevailing regulations.
10. Through the Nomination and Remuneration Committee, the Board of Commissioners exercises supervision of the selection and assessment of candidate members of the Board of Directors and Board of Commissioners without interference.
11. The Board of Commissioners must ensure that the Board of Directors has followed up on audit findings and recommendations from the Bank's internal audit unit, external auditor, monitoring results from the OJK and / or other authorities.
12. The Board of Commissioners must notify the OJK no later than 7 (seven) working days upon finding any:
 - a. violation of laws and regulations in finance and banking.
 - b. circumstances or projected circumstances that may compromise the sustainability of the Bank's business.
13. In order to support the effectiveness of its duties and responsibilities, the Board of Commissioners must establish the following:
 - a. Audit Committee.
 - b. Risk Monitoring Committee.
 - c. Nomination and Remuneration Committee.
14. The Board of Commissioners must supervise the established Committees, as referred to in point (13) above, so they perform their duties effectively, and must evaluate and/or assess the performance of such committees at the end of each fiscal year.
15. The Board of Commissioners must exercise active oversight of compliance function by:
 - a. Evaluating the conduct of the Bank's compliance at a minimum of 2 (twice) a year.
 - b. Providing suggestions in order to improve the quality of the Bank's compliance.
16. Based on Point (15), the Board of Commissioners makes recommendations for improving the quality of compliance function to the President Director.
17. The Board of Commissioners is responsible for ensuring the implementation of Risk Management in accordance with the Bank's characteristics, complexity and risk profile by:
 - a. approving risk management policy including risk management strategy and framework which is determined based on the Bank's risk appetite and risk tolerance.
 - b. evaluating risk management policies and risk management strategy at least once a year, or more frequently, in the event of significant changes in factors affecting the Bank's business activities.
18. Every member of the Board of Commissioners must be jointly responsible for any loss due to errors or negligence of members of the Board of Commissioners in performing their duties.
19. The members of the Board of Commissioners must not be liable for losses of the Bank as referred to in Point (18) if it is proven that:
 - a. the loss is not due to any errors or negligence.
 - b. the Board of Commissioners has performed oversight in good faith, with full responsibility and prudent principles for the interests of, and in accordance with the Bank's objectives.
 - c. there is no direct or indirect conflicts of interests in management activities resulting in a loss.
 - d. the Board of Commissioners has taken action to prevent such loss from being incurred and remaining incurred.
20. A member of the Board of Commissioners, appointed by the Board of Commissioners must lead the General Meetings of the Shareholders (GMS).
21. In the event that all members of the Board of Commissioners are absent or unavailable for any reason, which does not have to be proven to third parties, the GMS should be led by the President Director.
22. In performing its duties, the Board of Commissioners reserves the right to seek the assistance of experts for a limited period of time.



23. The Board of Commissioners, based on the decision of the Board of Commissioners' meeting is authorized to temporarily dismiss members of the Board of Directors by stating the reasons. In the event that a member of the Board of Directors is temporarily dismissed, the Board of Commissioners must convene the GMS within 90 (ninety) days after the date of such dismissal, to revoke or enforce the decision of such dismissal.
24. The Board of Commissioners may undertake Bank's management action under certain circumstances and for a certain period of time. In such case, all provisions concerning the rights, authority and responsibilities of the Board of Directors to the Bank and third parties will apply.
25. The Board of Commissioners is, at all times within office hours, entitled to enter the building, the yards, or other premises used or controlled by the Bank, and is entitled to inspect all records, letters and other evidence, to examine and check the condition of the cash and others, as well as to acknowledge any action taken by the Board of Directors.
26. The Board of Commissioners is entitled to an explanation of all matters relating to the operations of the Bank and its subsidiaries and matters relating to the Bank's ethics.
27. The Board of Commissioners must ensure that the Board of Directors maintains and implements the Financial Literacy and Financial Inclusion plans.
28. The Board of Commissioners must prepare the succession plan of the Chief Executive Officer (CEO) / President Director and key management for the Bank's continuous succession of future leadership.
4. Submit the oversight report for approval of the Annual GMS on the execution of duties and oversight of the Board of Commissioners;
5. Ensure that the responsibilities of the Board of Commissioners have been carried out in accordance with the proper procedure;
6. Ensure that Board of Commissioners meetings make effective decisions based on correct and complete information, ensuring that:
 - a. all strategic and important issues are taken into consideration by the Board of Commissioners.
 - b. existing issues are carefully and thoroughly discussed.
 - c. all members of the Board of Commissioners are given the opportunities to contribute effectively.
 - d. each Commissioner receives relevant information in a timely manner, including a brief explanation on issues to be discussed at the Board of Commissioners' meeting.
 - e. the meetings of the Board of Commissioners make clear decisions and are recorded in the minutes.
7. Ensure that the Board of Commissioners behaves in accordance with the Charter of the Board of Commissioners.
8. Lead efforts to meet the development needs of the Board of Commissioners.
9. Carry out other responsibilities assigned by the Board of Commissioners, from time to time.
10. Conduct a final evaluation by taking into account the recommendations of the Nomination and Remuneration Committee on the collective evaluation of the Board of Commissioners and the Committees and individual evaluations of members of the Board of Commissioners and members of the Committees.

ROLES AND RESPONSIBILITIES OF THE PRESIDENT COMMISSIONER

In addition to the duties and responsibilities mentioned above, the President Commissioner has additional duties and responsibilities as follows:

1. Coordinate the implementation of duties and responsibilities of the Board of Commissioners;
2. Propose to hold meetings of the Board of Commissioners, including the agenda of the meetings;
3. Summon and lead meetings of the Board of Commissioners;

BOC FOCUS OF SUPERVISION IN 2017

The Board of Commissioners must always perform its oversight duties to ensure the implementation of Good Corporate Governance in all activities in the Bank. The supervisory focus and work plan of the Board of Commissioners are prepared as a mutually agreed guideline and serve as the basis for the agenda of Board of Commissioners meetings and joint Board of Commissioners-Board of Directors meetings. Primary attention is given to achieving business targets with due regard to risk management and prudent principles, and compliance with all prevailing



BOARD OF COMMISSIONERS

regulations. Through its committees, the Board of Commissioners has provided recommendations and feedback on various business aspects and support of the Bank. In addition, members of the Board of Commissioners conduct face-to-face meetings with employees in the provinces during routine events held by the Bank.

The Board of Commissioners established the focus on oversight, covering several important aspects in 2017, including:

1. The BOC analysed and provided input, and together with the Board of Directors approved the Bank Business Plan (RBB) including review and approval of RBB revision to be submitted to the OJK in accordance with the timeline stipulated by the OJK which was in November for the following year's RBB and in June for the revised RBB for the current year. The Board of Commissioners also monitored, analysed and provided input on the Bank's strategic plan including the development of high-margin business, diversification of sources of income, the growth of low-cost funds, sales and service transformation, increased efficiency, and human resource development.
2. Periodically the Board of Commissioners reviewed the financial performance of the Bank, and each BOC Meeting and / or Committee Meeting and also invited Business Units to submit their respective performances.
3. In line with prevailing regulations, Board of Commissioners active oversight on risk management became its focus, including self-assessment of Bank Rating using Risk Based-Bank Rating (RBBR). During 2017, through the Risk Oversight Committee, the Board of Commissioners monitored risk management, asset quality, Bank's soundness status, and stress test results. The Board of Commissioners reviewed the Bank's required risk management policies including the contingency plan policy, and evaluated the conformity of risk management policies with the implementation of such policies.
4. The Board of Commissioners ensured that the Board of Directors had followed up on audit findings and recommendations of the Internal Audit Unit, including improvements to the findings of external auditors and regulators.
5. In relation to liquidity both in Rupiah and US Dollars, the Board of Commissioners regularly received the Board of Directors report to get a clear picture of the funding and liquidity structure and Bank's funding strategy.
6. The Board of Commissioners conducted the renewal of the Board of Commissioners Charter, reviewed the Good Corporate Governance (GCG) Assessment Report and related party transactions to comply with prevailing regulations.
7. The Board of Commissioners received updated reports on Bank's investments and its achievements in connection with the operations and information technology implemented in 2017.
8. The Board of Commissioners monitored operational risks in the Bank covering non-performing loans (NPLs), impaired loans, and fraud.
9. The Board of Commissioners conducted assessment and approval of the Recovery Plan to be submitted to the OJK prior to 30 December 2017. The Recovery Plan will also be submitted for Shareholders' approval at the Annual GMS on 24 April 2018.
10. The Board of Commissioners approved the review and recommendations of the Nomination and Remuneration Committee in nominating the members of the Board of Commissioners, Board of Directors, Sharia Supervisory Board and independent parties who will become members of the Audit Committee, Risk Monitoring Committee, Nomination and Remuneration Committee and Integrated Corporate Governance Committee. It also included changes related to remuneration and compensation policies for the Board of Commissioners, Board of Directors and Sharia Supervisory Board.
11. Related to Human Resources, the Board of Commissioners, through the Nomination and Remuneration Committee, monitored Human Resources (HR) policies and HR management functions that posed a significant risk to the Bank, as well as supervision in risk management implementation related to outsourcing.
12. Through the Audit Committee and Risk Monitoring Committee, the Board of Commissioners evaluated the implementation of the Bank's compliance function and provided advice, including recommendations to perform a comprehensive review of existing products and new products to be launched.



13. The Board of Commissioners conducted oversight and implementation of Integrated Corporate Governance (TKT) in the financial conglomeration of CIMB Indonesia through the Integrated Corporate Governance Committee, by evaluating the implementation of TKT through the assessment of the adequacy of internal control and the implementation of integrated compliance function.
14. In order to support the effectiveness of the execution of the duties and responsibilities of the Board of Commissioners, in each meeting the Board of Commissioners received reports from each Committee, namely the Audit Committee, Risk Monitoring Committee, Nomination and Remuneration Committee and Integrated Governance Committee.

BOC CHARTER AND WORK GUIDELINES

The Board of Commissioners maintains the Board of Commissioners Charter which is always updated and adjusted with the prevailing laws and regulations in Indonesia. This Charter becomes binding work guidelines and procedures for each member of the Board of Commissioners so that the Board of Commissioners can perform its monitoring in an efficient, effective, transparent, independent and accountable manner. The Board of Commissioners Charter was last updated on 19 December 2017 and has been uploaded to the Bank website www.cimbniaga.com. The Board of Commissioners Charter sets forth the following matters:

1. Structure and membership
2. Requirements and Appointment
3. Duties and Responsibilities
4. Conflict of Interests
5. Transparency
6. Ethics and Work Hours
7. Meetings
8. Term of office
9. Resignation
10. Performance Assessment and Accountability

The basis for the preparation of the Board of Commissioners' Charter is as follows:

1. The Bank's Articles of Association
2. Law No. 40, Year 2007 regarding Limited Liability Company
3. POJK No. 55/POJK.03/2016 on the Implementation of Good Corporate Governance for Commercial Banks

4. SEOJK No. 13/SEOJK.03/2017 on the Implementation of Good Corporate Governance for Commercial Banks
5. POJK No. 32/POJK.04/2015 on the Implementation of Corporate Governance Guidelines for Listed Companies
6. SEOJK No. 32/SEOJK.04/2015 on Corporate Governance Guidelines for Listed Companies
7. POJK No. 33/POJK.04/2014 regarding the Board of Directors and Board of Commissioners of Issuers or Listed Companies
8. Indonesia GCG General Guidelines from the National Committee on Governance Policy (KNKG)
9. ASEAN Corporate Governance Scorecard

CRITERIA OF BOC APPOINTMENT

The criteria for appointment of members of the Board of Commissioners of CIMB Niaga are based on, among other things, POJK No. 33/POJK.04/2014 on the Board of Directors and Board of Commissioners of Issuers or Listed Companies, POJK No. 27/POJK.03/2016 on Fit and Proper Test for Main Party of Financial Service Institution, SEOJK No. 39/SEOJK.03/2016 on Fit and Proper Test for Candidates Ultimate Shareholders, Candidates Members of Board of Directors, and Candidates Members of the Board of Commissioners of the Bank.

Criteria that must be met by candidate members of the Board of Commissioners of CIMB Niaga, are as follows:

1. Have integrity as required in the prevailing regulations to:
 - a. have good morals
 - b. commit to comply with prevailing laws and regulations including Bank rules and regulations and also support the OJK policy
 - c. commit to the development of sound banking operations
 - d. Not be included in the list of those failing the Fit and Proper Test
 - e. be capable of taking legal action
2. Have competencies as required in the prevailing regulations, having:
 - a. sufficient knowledge of the banking industry and relevant to his/her position



BOARD OF COMMISSIONERS

- b. experience in banking and/or finance
 - c. knowledge of the duties and responsibilities of the Primary Legal Entity, as well as an understanding of the main business activities and main risks of the Financial Services Institutions in the Bank's financial conglomerate
 - d. knowledge pertaining to the Indonesian economy, culture and language, for foreign Commissioner candidates
3. Have a good financial reputation, at least within 5 (five) years before appointment and during the term of office, including :
 - a. has no bad credit and / or does not serve as an Ultimate Shareholder, a member of the Board of Commissioners or a member of the Board of Directors of a legal entity having bad credit
 - b. has not been declared bankrupt
 - c. has not been a member of a Board of Directors and / or a member of a Board of Commissioners who has been found guilty of causing a company to be declared bankrupt;
 - d. has not been convicted committing a crime that is detrimental to state finances and / or related to the financial sector
 - e. has not been a member of a Board of Directors and / or member of a Board of Commissioners who during his term of office:
 - i. Has not held the Annual General Meeting of Shareholders.
 - ii. Has caused a company that obtains a license, approval or registration from the Financial Services Authority fail to meet the requirements to submit annual report and / or financial report to OJK.
 - iii. Have been rejected by the GMS regarding his/her accountability as a member of a Board of Directors and / or Board of Commissioners or has failed to give an accountability report to the GMS as a member of a Board of Directors and / or Board of Commissioners.

BOC APPOINTMENT PROCEDURES

Candidate members of the Board of Commissioners who have received recommendation from the Bank's Nomination and Remuneration Committee, are proposed to, and appointed by the Annual GMS of CIMB Niaga.

Candidate members of the Board of Commissioners shall be subject to a fit and proper test by the Financial Services Authority through a request made by the Bank.

Candidate members of the Board of Commissioners who have not been approved by the Financial Services Authority are prohibited from performing duties as members of the Board of Commissioners of the Bank, regardless of the fact that they have been approved and appointed by the GMS.

INDEPENDENCE OF BOC

The Board of Commissioners of CIMB Niaga at all times upholds the principle of independence in performing its duties, prioritizes the interests of the Bank above its own interests and cannot be influenced by any party in conducting its duties. This is set forth in the BOC Charter as follows:

1. The Board of Commissioners and their families and their affiliated parties shall not borrow money from the Bank.
2. The Board of Commissioners shall not utilize information obtained from the Bank to make decisions for personal, family and an affiliated party's interests.
3. The Board of Commissioners shall not accept personal income or income from the Bank other than remuneration and other facilities as set forth in the Bank's policy approved by the GMS.
4. The Board of Commissioners shall prioritize the interests of the Bank by adopting professionalism and integrity principles, and shall work and behave to a high standard.
5. The Board of Commissioners shall not retain and duplicate documents and control the Bank's assets for personal gain.



6. Unless stipulated in the prevailing laws and regulations and Articles of Association, the Board of Commissioners shall not be entitled to represent the Bank despite being authorized by the Board of Directors, except when the Board of Directors is not functioning, then the Board of Commissioners shall take over the role of the Board of Directors.
7. All members of the Board of Commissioners shall not accept, give or offer anything from/to state officials and business partners.

BOC DEVELOPMENT PROGRAM

CIMB Niaga continues to promote the Board of Commissioners' development activities through the induction program for new members and training programs for existing members in order to support its duties to achieve sustainable growth and effective management as set forth in the Board of Commissioners Charter.

INDUCTION PROGRAM FOR NEW COMMISSIONER

As stipulated in the Board of Commissioners Charter, the newly appointed members of the Board of Commissioners must join the induction program which aims to provide knowledge to new Commissioners in order to gain an understanding of the Bank, so as to perform his/her duties effectively and efficiently.

The orientation program for new commissioners in the form of documents prepared by the Corporate Affairs unit, includes:

- a. Vision and Mission
- b. Code of Ethic
- c. Organizational Structure
- d. Articles of Association
- e. Good Corporate Governance Guidelines
- f. Board of Commissioners Charter and Committees Charter
- g. Regulations related to the Banking and Capital Markets.
- h. Annual Report
- i. Business Plan

In 2017, the induction program was conducted for 1 (one) new Commissioner, namely Tengku Dato' Sri Zafrul Tengku Abdul Aziz.

BOC TRAINING PROGRAM 2017

Risk Management Certification

In accordance with the Employment Regulation (P2K) on Employee Learning and PBI No.11/19/PBI/2009, dated 4 June 2009 and its amendment in PBI No. 12/7/PBI/2010, dated 19 April 2010 regarding Risk Management Certification for Management and Officers of Commercial Banks, The Board of Directors and Board of Commissioners are required to participate in risk management certification and refreshment program in accordance with the said regulations.

All members of the Board of Commissioners possess Risk Management Certification and/or Refreshment in accordance with prevailing regulations.

Training and Competence Development Program

All members of the Board of Commissioners are committed to improve their competence to support the Board of Commissioners' supervisory function. The commitment is reflected in the trainings followed by each of member of Board of Commissioners as follows:

BOARD OF COMMISSIONERS

BOC Training 2017

Name	Type of Training/Seminar/Workshop/Knowledge Sharing	Organizer	Date & Venue
Dato' Sri Nazir Razak	SCSS	Bursatra	2-3 January 2017 Kuala Lumpur
	RISK	CIMB	5-6 January 2017 Kuala Lumpur
	Financing, Investment	The Federation of Chinese Associations Malaysia	1 April 2017 Kuala Lumpur
	Leadership, Banking	Astro Management	3 April 17 Kuala Lumpur
	Companies Act 2016	SSM	1 June 2017 Kuala Lumpur
	Financial, Investment	China Investment Corporation	5 June 2017 Beijing
	Youth Forum	ICLIF	30 June 2017 Kuala Lumpur
	Bank Negara Meeting	BNM	1 July 2017 Kuala Lumpur
	Accounting, Auditing	ICGN Annual Conference Committee Meetings	11 July 2017 Kuala Lumpur
	CIMB Risk Workshop	CIMB	10 August 2017 Kuala Lumpur
	Board Offsite of CIMBGH	CIMB	18 September 2017 Kuala Lumpur
	Environmental, Social and Governance (ESG) Talk	CIMB	18 September 2017 Kuala Lumpur
	31 st ASEAN Summit	ASEAN Summit	13-14 October 2017 Manila
	AMS	CIMB	17-18 October 2017 Kuala Lumpur
	International Advisory Panel	IAP	24-25 November 2017 Shanghai
	Bloomberg The Year Ahead Asia	Bloomberg	6 December 17 Jakarta
	Khazanah Board Strategy Retreat Meeting	Khazanah	10-11 December 2017 Kuala Lumpur
CAPS Philanthropy Conference 2017	Centre for Asian Philanthropy and Society	15 December 17 Hongkong	
Glenn M. S. Yusuf	2018 Risk Posture Workshop	CIMB Group	10 August 2017 (TP Room Jakarta)
Zulkifli M. Ali	Mid-Year Budget Meeting	CIMB Niaga	19-20 May 2017 Gunung Geulis
	BARa's Monthly Sharing Session: Unsecured Credit Retail Risk Management	BARa	28 July 2017 Financial Hall, 2 nd Floor
	1 st Directors Regional Sharing Session in Conjunction with the Joint Audit Committee with CIMB Bank Thai PCL	CIMB Group	17-18 August 2017 Bangkok
	Budget Meeting & Leadership Conference 2017	CIMB Niaga	19-21 October 2017
	National Anti-Fraud Conference	Association of Certified Fraud Examiners (ACFE) Indonesia	6-7 November 2017 Yogyakarta
Pri Notowidigdo	Digital Leadership Series: Conversational Commerce, Chatbot and its Potential for Banking Industry	INSEAD	6 February 2017 Jakarta
	Town Hall	CIMB Niaga	6 March 2017 Jakarta
	Panel Discussion of Intervention of Controlling Shareholders in GCG Implementation	<i>Komite Nasional Kebijakan Governance</i>	28 September 2017 Financial Club Lantai 27
	1 st Directors Regional Sharing Session in Conjunction with the Joint Audit Committee with CIMB Bank Thai PCL	CIMB Group	17-18 August 2017 Bangkok
	Training and Directorship Certification Level Advance	<i>Lembaga Komisaris dan Direktur Indonesia</i>	13-14 September 2017
	Budget Meeting & Leadership Conference 2017	CIMB Niaga	19-21 Oktober 2017



Name	Type of Training/Seminar/Workshop/Knowledge Sharing	Organizer	Date & Venue
Jeffrey Kairupan	Accountability Program – <i>Ayo Menabung dan Berbagi</i>	CIMB Niaga	1 February 2017 Jakarta
	Workshop re. Internal Capital Adequacy Assessment Process (ICAAP)	CIMB Niaga	16 February 2017 Jakarta
	Business Learning Session (BLS) – Internal Audit	CIMB Niaga	24 February 2017 Karawaci
	Accountability Program – <i>Ayo Menabung dan Berbagi</i>	CIMB Niaga	21-22 March 2017
	International Seminar	OJK	4 – 5 May 2017
	Mid-Year Budget Meeting	CIMB Niaga	19-20 May 2017 Gunung Geulis
	International Seminar – Navigating Financial Stability in an Evolving Global Economic System	OJK	13-14 July 2017 Bali
	Accountability Program – <i>Ayo Menabung dan Berbagi</i>	CIMB Niaga	28 July 2017 Pangkal Pinang
	Accountability Program – <i>Ayo Menabung dan Berbagi</i>	CIMB Niaga	15 August 2017 di Tarakan
	1 st Directors Regional Sharing Session in Conjunction with the Joint Audit Committee with CIMB Bank Thai PCL	CIMB Group	17-18 August 2017 Bangkok
	Accountability Program – <i>Ayo Menabung dan Berbagi</i>	CIMB Niaga	26 August 2017 di Pontianak
	Budget Meeting & Leadership Conference 2017	CIMB Niaga	19-21 October 2017
Accountability Program – <i>Ayo Menabung dan Berbagi</i>	CIMB Niaga	28 October 2017 di Batam	
Armida S. Alisjahbana	Giving lecture at Sekolah Staf dan Pimpinan Bank (SESPiBANK) Batch 66	Lembaga Pengembangan Perbankan Indonesia (LPPI)	7 March 2017 Jakarta
	Speaker at First International Economic Forum on Asia	ERIA (Economic Research Institute for ASEAN and East Asia) & Ministry of Foreign Affairs Japan	12-14 April 2017 Tokyo
	Speaker at “Seminar and Country Launch of ADB History Book: “Banking on the Future of Asia and Pacific”	ADB Indonesia Resident Mission	14 June 2017 Jakarta
	Invitation to be one of the panelists in Seminar on 50th Anniversary of ASEAN: “Development of ASEAN from Japanese Perspective”	CSIS dan JICA	26 July 2017 Jakarta
	1st Directors Regional Sharing Session in Conjunction with the Joint Audit Committee with CIMB Bank Thai PCL	CIMB Group	17-18 August 2017 Bangkok
	Speaker at WIEF Roundtable	WIEF (World Islamic Economic Forum)	28 September 2017 Jakarta
	Khazanah Megatrends Forum	Khazanah Nasional Berhad	3 October 2017 Kuala Lumpur
	Speaker at Coordination Meeting of Economic Outlook 2018	Kemenko Perekonomian Deputi Bidang Koordinasi Ek. Makro dan Keuangan.	11 October 2017 Bandung
	Budget Meeting & Leadership Conference 2017	CIMB Niaga	19-21 October 2017
	2018 Risk Posture Workshop with Combined Board	CIMB Group	10 August 2017 KL
David R. Thomas	Board Sharing Session & Special Joint Audit Committee Meeting	CIMB Group	17-18 August 2017 Thailand
	Masterclass Chartered Banker Executive Conversion Programme	Asean Institute of Chartered Bankers (AICB)	12 September 2017 KL
	Accelerated Universal Banking Program	CIMB-Nanyang Technological University	1 November 2017 Singapura
	T23 Workshop	CIMB Investor Relations/ McKinsey & Co	14-15 December 2017 Singapura
	Ahmad Zulqarnain Onn ^{*)}	2017 World Economic Forum	
McKinsey Executive Leadership Programme		Davos, Switzerland	
20th Annual Asian Investment Conference			27 Februari – 2 Maret 2017
3rd Annual IDB Member Countries Sovereign Investment Forum		New York, USA	
2017 World Economic Forum on ASEAN			27 – 28 Maret 2017



BOARD OF COMMISSIONERS

Name	Type of Training/Seminar/Workshop/Knowledge Sharing	Organizer	Date & Venue
	Talk by Dominic Borton (Megatrends and Long Term Capitalism)	Hong Kong	
	Roundtable with Indonesian & Malaysia Business Leaders	Islamic Development Bank Group & Ministry of Finance of the Republic of Indonesia Bali, Indonesia	10 – 12 April 2017
	McKinsey Executive Leadership Programme	The World Economic Forum	10 -12 Mei 2017
	Khazanah Megatrend Forum (Moderator for Emiliana Simon - Thomas's session)	Phnom Penh, Cambodia	
	Science Director, Greater Good Science Center	Khazanah Research & Investment Strategy	26 Mei 2017
	Trending Innovation, Disruption and Entrepreneurship (TIDE)	Kuala Lumpur, Malaysia	
	10th Iskandar Malaysia CEO Forum Senior Planning Group Year-End-Retreat	Jakarta, Indonesia	12 Juni 2017
Tengku Dato' Sri Zafrul Tengku Abdul Aziz**)	9th Annual Malaysia Corporate Day	CIMB	5 January 2017 Kuala Lumpur
	Thai Corporate Day	Stock Exchange of Thailand	16 January 2017 Bangkok
	iM4U Reach Out Convention	iM4U	4 March 2017 Kuala Lumpur
	IORA Business Summit	Indian Ocean Rim Association (IORA)	6 March 2017 Jakarta
	SAY Ignite Convention	Selangor Youth (SAY)	1 April 2017 Kuala Lumpur
	ASEAN Central Governors and FI CEOs Dialogue	ASEAN	6 April 2017 at Cebu
	PBCSF Tsinghua University Belt & Road eMBA Program – Orientation	Tsinghua University	11 May 2017 Beijing
	KLBC Diplomat Dialogue Series	Kuala Lumpur Business Club (KLBC)	16 May 2017 Kuala Lumpur
	Be \$SMART session with RMS	CIMB Foundation	25 May 2017 Kuala Lumpur
	PBCSF Tsinghua University Belt & Road eMBA Program – Lecture	Tsinghua University	13 July 2017 Kuala Lumpur
	Invest Malaysia Conference	Bursa Malaysia	25 July 2017 Kuala Lumpur
	TLDM Seminar	Royal Malaysian Navy (TLDM)	2 August 2017 Kuala Lumpur
	2018 Risk Posture Workshop	CIMB	10 August 2017 Kuala Lumpur
	Be \$SMART session with Tunku Ali	CIMB Foundation	13 August 2017 Kuala Lumpur
	All I Need to Know Lecture	CIMB	16 August 2017 Kuala Lumpur
	University Pertahanan Malaysia Roundtable Leadership Talk	TLDM/ Universiti Pertahanan Malaysia	6 September 2017 Kuala Lumpur
	PBCSF Tsinghua University Belt & Road eMBA Program – Lecture	Tsinghua University	9 September 2017 Beijing
	MTBC-TMBC Business Forum 2017	Kuala Lumpur Business Club	14 September 2017 Bangkok
	Khazanah Megatrends Forum	Khazanah Nasional Berhad	1 October 2017 Kuala Lumpur
	9th International Conference on Financial Crime and Terrorism Financing	Asian Institute of Finance	4 October 2017 Kuala Lumpur

Name	Type of Training/Seminar/Workshop/Knowledge Sharing	Organizer	Date & Venue
	2017 Global Banking CEO Roundtable	McKinsey	6 October 2017 Italy
	Risk Management Certificate Training for OJK	CIMB	16 October 2017 Kuala Lumpur
	Management Dialogue Series	CIMB	17 October 2017 Kuala Lumpur
	CIMB Group Annual Management Summit	CIMB	17 November 2017 Kuala Lumpur
	International Advisory Panel Meeting	CIMB	24 November 2017 Shanghai
	The Year Ahead Asia Summit 2017	Bloomberg	6 December 2017
	Payment System Forum & Exhibition 2017	Bank Negara Malaysia	8 December 2017 Kuala Lumpur

*) Resigned effective since the Extraordinary GMS, 24 August 2017

**) Appointed in the Extraordinary GMS 24 August 2017 and effective serves as Commissioner on 16 March 2018

DISCLOSURE OF CONCURRENT POSITIONS

In accordance with the Board of Commissioners Charter, the members of the Board of Commissioners of CIMB Niaga may only concurrently serve as:

- members of the Board of Commissioners, Board of Directors, or Executive Officers at 1 (one) non-financial institution / company.
- members of the Board of Commissioners, Board of Directors, or Executive Officers performing supervisory functions in 1 (one) non-bank subsidiary controlled by the Bank.
- members of a Committee to a maximum of 5 (five) Committees in the Bank or Public Company in which the person also serves as the Board of Directors or Board of Commissioners.

The following is excluded from the concurrent position mentioned above if:

- a non-independent Commissioner performs the functional duties from the Shareholder of the Bank which formed as legal entity in its business group.
- the member of the Board of Commissioners holds positions in nonprofit organizations or institutions, as long as he/she does not neglect his/her duties and responsibilities as a member of the Board of Commissioners of the Bank.

All members of the Board of Commissioners of CIMB Niaga **have no concurrent positions** in the subsidiaries of CIMB Niaga.

Concurrent positions of Board of Commissioners in 2017 were as follows:

Name	Position in CIMB Niaga	Position in Other Organization	Company/Organization
Dato' Sri Nazir Razak	President Commissioner	Chairman	CIMB Group Holdings Berhad
		Deputy Chairman	CIMB Bank Berhad
		Board Member	Khazanah Nasional Berhad
		Director	CIMB Foundation
		Member	Kuala Lumpur Business Club
		Trustee	PRIDE Foundation
			Honorary Member



Performance
Highlights



Management
Reports



Company
Profile



Management Discussion
and Analysis



Risk
Management

BOARD OF COMMISSIONERS

Name	Position in CIMB Niaga	Position in Other Organization	Company/Organization
		Trustee	Rahah Foundation
		Trustee	Asia Business Council
		Advisory Council	Asean Business Club Malaysia
		Member	Securities Commission – Capital Market Advisory Council
		Founding member	Endeavor Malaysia
		Advisory Board	Center of Asian Philanthropy & Society
		Director	Satin Rose Holdings Limited (Director)
		International Advisory Board	Blavatnik School of Government
		Honorary President	Malaysia - China Chamber of Commerce (MCCC)
		Chairman	World Economic Forum's (WEF) ASEAN Regional Business Council
		Director	Zheng Group Limited
		Director	David Linley Holdings Limited
	Director	Zak Investments Limited	
Glenn Muhammad Surya Yusuf	Vice President Commissioner	Independent Director	CIMB Group Holdings Berhad
		Independent Commissioner	PT Surya Citra Media
Pri Notowidigdo	Independent Commissioner	President Director	PT Profesindo Reksa Indonesia
		Partner Advisor	Arghajata Strategic Consulting, Jakarta
Zulkifli M. Ali	Independent Commissioner	-	-
David R. Thomas	Commissioner	Group Chief Risk Officer	CIMB Group Holdings Berhad
		Director	International School of Kuala Lumpur (non for profit)
		Director	GK1Word (non for Profit)
		BOC	PT Synergy Dharma Nayaga
Armida Salsiah Alisjahbana	Independent Commissioner	Lecturer and Professor	Fakultas Ekonomi dan Bisnis, Universitas Padjadjaran, Bandung
		Director	Center for Sustainable Development Goals Studies, Universitas Padjadjaran, Bandung
		Member	Akademi Ilmu Pengetahuan Indonesia (AIPI)
		Member of Governing Board	Economic Research Institute For Asean and East Asia (ERIA), Jakarta Indonesia
Jeffrey Kairupan	Independent Commissioner	Direktur	PT Tehillah Indonesia Synergi (PMA)
		Chairman of Executive Board	Yayasan Imamat Rajani
		Member of Governing Board	Bali Blessings Foundation
Ahmad Zulqarnain Onn*)	Commissioner	Executive Director, Investment/Head Strategic Management Unit	Khazanah National Berhad
		Non-Executive Director	CIMB Bank Berhad
		Director	Felda Investment Corporation Sdn Bhd
		Director	FIC Supplies Sdn Bhd



Name	Position in CIMB Niaga	Position in Other Organization	Company/Organization
Tengku Dato' Sri Zafrul Tengku Abdul Aziz**)	Commissioner	GCEO/ED	CIMB Group Holdings Berhad
		Executive	CIMB Group Sdn Bhd
		NED	Urban Valley Sdn Bhd
		NED	Malaysian Industrial Development Authority (MIDA)
		NED	Yayasan Enactus Malaysia
		Board Member	Pr1ma Corporation Malaysia
		CEO/ED	CIMB Bank Berhad
		Council Member	Association of Banks in Malaysia (ABM)

*) Resigned effective since the Extraordinary GMS, 24 August 2017

**) Appointed in the Extraordinary GMS, 24 August 2017 and effective serves as Commissioner on 16 March 2018

BOC CONFLICT OF INTERESTS

As stated in the Charter of the Board of Commissioners, all members of the Board of Commissioners should avoid potential conflict of interests or always keep themselves away from potential conflicts of interests under any circumstances. In the event of a conflict of interests, members of the Board of Commissioners are prohibited from taking action that could harm or reduce the Bank's profits and must disclose the potential conflict of interests in any decision made.

The procedures that the Board of Commissioners must undertake in the event of a conflict of interests are as follows:

- a BOC member is required to report in writing to the Board of Commissioners on all matters which have the potential to create and / or contain a conflict of interests that have significant financial and reputational impact to the Bank, Board of Commissioners and Board of Directors.
- a BOC member is not allowed to participate in the evaluation process of any activity having a conflict of interests.
- a BOC member can participate in meetings, but is not allowed to participate in decision making.

During 2017, all members of the Board of Commissioners had no conflict of interests or potential conflict of interests with CIMB Niaga.

BOC TERM OF OFFICE

- The term of office of members of the Board of Commissioners is effective as of the date specified in the GMS appointing them, until the closing of the 4th Annual GM after the effective date of appointment without prejudice to the right of the General Meeting of Shareholders to terminate them at any time in accordance with the Articles of Association and prevailing regulations.
- The appointment of members of the Board of Commissioners is effective upon approval from the OJK or the completion of the requirements stipulated in the OJK approval letter relating to the fit and proper test, and other relevant authorities, and approved by the shareholders through the GMS.
- The term of office of the Independent Commissioner is a maximum of 2 (two) consecutive periods unless otherwise stipulated by the prevailing laws and regulations.
- The term of office of the member of the Board of Commissioners will end if:
 - his/her term of office ends in accordance with the provisions in the Bank's Articles of Association.
 - he/she resigns in accordance with the prevailing regulations.
 - he/she no longer meets the regulatory requirements.
 - he/she passes away.
 - he/she is dismissed based on the resolutions of the GMS.
 - he/she is declared bankrupt or placed under supervision based on a court decision.
 - he/she is involved in financial crime.

BOARD OF COMMISSIONERS

5. Members of the Board of Commissioners who have finished their term of office may be re-appointed according to the prevailing regulations.

Name	Position	Term of Office			
		GMS Appointment	BI/OJK Approval	Re-appointment	Valid Until
Dato' Sri Nazir Razak	President Commissioner	Extraordinary GMS 26 January 2012	No. 14/40/GBI/DPIP/Rahasia dated 1 May 2012	Annual GMS 15 April 2016	Annual GMS 2020
Glenn Muhammad Surya Yusuf	Vice President Commissioner	Extraordinary GMS 26 January 2012	No. 14/57/GBI/DPIP/Rahasia, dated 18 June 2012		
Pri Notowidigdo	(Independent) Commissioner	Annual GMS 28 March 2013	No. 15/114/GBI/DPIP/Rahasia dated 26 November 2013		
Zulkifli M. Ali	(Independent) Commissioner	Extraordinary GMS 18 July 2008	No. 10/156/GBI/DPIP/Rahasia dated 14 October 2008		
David R. Thomas	Commissioner	Annual GMS 27 March 2014	No. SR-159/D.03/2014 dated 15 September 2014	-	Annual GMS 2018
Armida Salsiah Alisjahbana	(Independent) Commissioner	Annual GMS 15 April 2016	No. SR-184/D.03/2016 dated 14 September 2016	-	Annual GMS 2020
Jeffrey Kairupan	(Independent) Commissioner	Annual GMS 15 April 2016	No. SR-183/D.03/2016 dated 14 September 2016	-	
Ahmad Zulfarnain Onn ^{*)}	Commissioner	Annual GMS 27 March 2014	No. SR-160/D.03/2014 dated 15 September 2014	-	Annual GMS 2018
Tengku Dato' Sri Zafrul Tengku Abdul Aziz ^{**)}	Commissioner	Extraordinary GMS 24 August 2017	No. 42/PB.12/2018 dated 16 March 2018	-	Annual GMS 2021

^{*)} Resigned effective since the Extraordinary GMS, 24 August 2017

^{**)} Appointed in the Extraordinary GMS, 24 August 2017 and effective serves as Commissioner on 16 March 2018

BOC SEGREGATION OF DUTIES

Some members of the Board of Commissioners, based on their respective competencies, also serve as chairman and or members of Committees established to assist the implementation of the duties and responsibilities of the Board of Commissioners in their respective areas.

Committee	Committee Membership of BOC Members
Audit Committee	1. Zulkifli M. Ali (chairman cum member) 2. Jeffrey Kairupan (member)
Risk Oversight Committee	1. Zulkifli M. Ali (chairman cum member) 2. Glenn M.S. Yusuf (member) 3. David Richard Thomas (member)
Nomination and Remuneration Committee	1. Pri Notowidigdo (chairman cum member) 2. Armaida S. Alisjahbana (member)
Integrated Corporate Governance Committee	1. Jeffrey Kairupan (chairman cum member) 2. Armaida S. Alisjahbana (member)

BOC RECOMMENDATIONS

The oversight and advice of the Board of Commissioners is submitted either through the Audit Committee, Risk Monitoring Committee, the Nomination and Remuneration Committee, and the Integrated Corporate Governance Committee, and is discussed during the Board of Commissioners' meeting. In 2017, a number of important recommendations issued by the Board of Commissioners are as follows:

1. The Board of Commissioners provided input and approved the corporate plan throughout 2017 including: Annual GMS, Extraordinary GMS, share buyback for MSOP, Issuance of Bonds (Trance II and Trance 3 of 2017).
2. The Board of Commissioners gave approval for the Bank Business Plan (RBB) Realization Report and 2017 Revised RBB Supervision Report.



3. The Board of Commissioners provided feedback on the Bank's financial targets, including Net Interest Margin, Non Performing Loans and watch list accounts, Loan to Deposit Ratio, Asset Quality, Productivity and market competition. The Board of Commissioners supported the Bank's strategy to continue growing its business with high margins, namely Corporate Banking, Commercial Banking, SME and Syariah Banking, while maintaining asset quality at a good level in all business lines.
4. The Board of Commissioners provided input related to the increase of low-cost funds (CASA) and the Bank's fee income through the development of Bank services for the ease of transactions and services through Transaction Banking, Value Chain, as well as enhancement of Sharia Banking business services through dual banking leverage, and through the development of branchless banking such as optimization of ATM, CDM & SST, the development of new platforms for CIMB Clicks (internet banking) and upgrading of GoMobile services (mobile banking), agent banking and tablet banking, including programs to improve turn-around time to improve customer experience during transactions.
5. The Board of Commissioners provided input related to efficiency improvements made under cost efficiency programs, IT transformation programs, and productivity both for front liners and back office, granting authority in the approval process that has had an impact on the accelerated speed of customer service.
6. The Board of Commissioners periodically has discussion on the macroeconomic and industrial conditions, and the new banking regulatory requirements, as well as the impact on the Bank's business and its action plan.
7. Based on the report of the Audit Committee, the Board of Commissioners gave recommendations to the Board of Directors, including:
 - a. A review of the financial statements covering financial statements, accounting treatment and its conformity with generally accepted accounting principles, as well as the financial performance and the adequacy of the financial statements publication and reporting to the authorities.
 - b. A review of the progress of the follow-up on audit findings from the external audit, regulator and Bank Negara Malaysia.
 - c. Independent opinion in the event of any disagreement between management and the Public Accountant for the services provided.
 - d. Appointment of the Public Accounting Firm based on independence, scope of assignment and fees.
 - e. Review of the implementation of audits by internal auditors and monitoring of the follow-up by the Board of Directors on the findings from internal auditors.
 - f. Review complaints relating to accounting and financial reporting processes.
 - g. Implementation and strategies and detection of fraud, including the implementation of whistleblowing.
8. Based on the report of the Risk Oversight Committee, the Board of Commissioners makes recommendations to the Board of Directors that are related to:
 - a. Risk management, asset quality, Bank's soundness level and stress test results.
 - b. Policies/frameworks established by the Board of Directors in relation to Risk Management including the Internal Capital Adequacy Assessment Process which includes the establishment of risk appetite and the implementation of stress tests.
 - c. Financial reports and discussion of ongoing strategic initiatives / projects, particularly the implication of risks to the Bank including the Bank's Budget Plan for 2018, as well as the business strategies and business plans of each unit in order to ensure compliance with risk policies and risk appetite.
 - d. The risk aspects of new products and activities including evaluation of the product's Post Implementation Review (PIR) framework, review of strategies to improve CASA and Commission Fee Income from risk perspective, mainly linked to its impact on Bank liquidity and financing.
 - e. Strategy of handling and completion of impaired accounts and NPLs, as well as the recovery plan/strategy.



BOARD OF COMMISSIONERS

- f. Recommendations for monitoring customer and regulator complaints directed or forwarded to the Board of Commissioners for immediate review of risks.
 - g. Monitoring of significant audit findings from the perspective of operational risk management including the results of investigations performed.
 - h. The implementation of the Basel project, the IFRS9 project, and update of information technology development particularly the 1P project that has been running.
9. Through the Nomination and Remuneration Committee, the Board of Commissioners recommends to the Board of Directors, including:
 - a. Recommendation of nomination policy in the selection and or replacement of members of the Board of Commissioners to be submitted for approval in the Extraordinary GMS on 24 August 2017.
 - b. Recommendations related to the remuneration policy for the Board of Commissioners, Sharia Board and Board of Directors to be submitted to the Annual GMS on 25 April 2017 and the remuneration policy framework for Executive Officers and employees as a whole which has been approved by the Board of Directors.
 - c. Changes related to remuneration for the Board of Commissioners and Independent Parties who are members of the Committees of the Board of Commissioners, Sharia Board and Board of Directors level.
 - d. Manpower policies and HR management functions that contain significant risks to the Bank including future Bank growth.
 - e. Recommendations on the framework of distribution of bonuses to the Board of Directors in a balanced and fair manner by considering objectivity performance achievement.
 - f. Input on the evaluation of Key Performance Indicator (KPI) of Board of Directors members based on the achievement of each KPI component.
 - g. Input on the performance evaluation and assessments of the Board of Commissioners, individually or collectively, conducted at least once a year using the self- assessment method or other methods.
 10. Through the Integrated Corporate Governance Committee, the Board of Commissioners provides recommendations such as:
 - a. Supervision of the implementation of Corporate Governance in each member of the CIMB Indonesia Conglomeration in relation to Integrated Internal Audit, Risk Management and Compliance.
 - b. Assurance on the compliance with the regulations of the Indonesia Stock Exchange regarding 7.5% public ownership in the Main Entity which has been completed in August 2017.
 - c. Assurance that the implementation of CIMB Indonesia's Integrated Corporate Governance has been reported to the authorities in accordance with prevailing regulations.
 11. In accordance with the Bank's Articles of Association, the Board of Commissioners approves the proposed actions on debts under special mention, restructuring and write-offs of credits above certain limits stipulated in the Bank's policies. In addition, the Board of Commissioners provides credit approval to the Bank's related parties to comply with prevailing regulatory requirements

BOC LOAN POLICY

As stated in the Charter of the Board of Commissioners, the Board of Commissioners and their families and other affiliated parties must not borrow money from the Bank.

PERFORMANCE EVALUATION OF BOC COMMITTEES

Evaluation Procedure

Performance evaluation procedures for Board of Commissioners Committees are conducted annually under a self-assessment methodology that includes assessing the performance of each Board of Commissioners Committee as an institution and an assessment of each Board of Commissioners member as an individual. The final evaluation will be conducted by the President Commissioner based on the recommendations from the Nomination and Remuneration Committee.

Performance evaluation conducted minimum once a year.

Criteria and Basis of Performance Evaluation

The criteria and considerations for the performance of the Board of Commissioners Committee are as follows:

• **Collective Assessment**

This is an assessment made by each Board of Commissioners Committee member on the collective performance of the Board of Commissioners Committee. The assessment includes the structure of the Committee, strategic thinking, oversight and governance, and the effectiveness of the Committee in addressing issues/matters within the Bank, as well as in providing recommendations to the Bank.

• **Individual Assessment**

This is an assessment performed by each Board of Commissioners Committee member on his/her own performance (self-assessment) covering strategic thinking, knowledge of the banking industry, and individual contributions in performing the functions as a Board of Commissioners member.

Parties Performing Board of Commissioners Committee Performance Evaluation

Performance evaluation for Board of Commissioners Committee is undertaken by each member of Board of Commissioner Committee and discussed by the Remuneration and Nomination Committee to then seek approval from the President Commissioner.

Board of Commissioners Committees Evaluation Performance Results 2017

The average results of the assessment of each individual member of Board of Commissioners Committee in 2017 are 4.2 (very satisfied).

In details, the self-assessment results for the Board of Commissioners Committees are as follows:

Audit Committee	Risk Oversight Committee	Nomination and Remuneration Committee	Integrated Corporate Governance Committee
3.9	4.2	4.8	3.9

Value range chart as follows:

Range of Values	Description
≥ 4.7	Extraordinary
4.0 - 4.6	Very Satisfactory
3.7 - 3.9	Exceeding Expectations
3.0 - 3.6	According to Expectations
< 3.0	Needs Improvement



► Independent Commissioners

NUMBER AND CRITERIA OF INDEPENDENT COMMISSIONERS

In 2017, there were 4 (four) Independent Commissioners in CIMB Niaga out of a total 8 (eight) members of the Board of Commissioners, thus contributing 50% of the total members of the Board of Commissioners, it is in accordance with OJK provisions.

All Independent Commissioners of CIMB Niaga are selected based on the criteria of Independent Commissioners in Bank Indonesia Circular Letter No. 15/15/DPNP, dated 29 April 2013 regarding Good Corporate Governance of Commercial Banks and POJK No. 33/POJK.04/2014, dated 8 December 2014 regarding the Board of Directors and Board of Commissioners of the Issuer or Public Company, Article 21 paragraph 2, and also set forth in the Charter of the Board of Commissioners as follows:

1. Not be a person who is employed or has the authorities and responsibilities to plan, direct, control or supervise the activities of the Bank including former members of the Board of Directors or Executive Officer of the Bank or parties with a relationship with the Bank, which may affect his/her ability to act independently during the last 1 (one) year, except for re-appointment as Independent Commissioner of the Bank for the following period.

The provisions referred to above shall not apply to former Directors or Executive Officers performing supervisory functions.

2. Have no financial relationship, management relationship, share ownership relationship, family relationship with other members of the Board of Commissioners, Board of Directors and/or Ultimate Shareholders
3. Not have, directly or indirectly, any shares in the Bank.
4. Not be affiliated with the Bank, members of the Board of Commissioners, members of the Board of Directors, or with the Ultimate Shareholders of the Bank.
5. Have no direct or indirect business relationship with the business activities of the Bank.
6. Meet the requirements of Independent Commissioners as governed in the prevailing regulations
7. If the Independent Commissioner is serving in the Audit Committee, then the Independent Commissioner may only be re-appointed to the Audit Committee for 1 (one) term of the upcoming Audit Committee period.
8. An Independent Commissioner who serves as Chairman of a Committee may only concurrently serve as Chairman of the Committee in another Committee, at the maximum.

Independence Declaration of Each Independent Commissioner

Independence Matter	Zulkifli M. Ali	Pri Notowidigdo	Armida Salsiah Alisjahbana	Jeffrey Kairupan
Not a person who working or having the authorities and responsibilities to plan, lead, control or supervise the Bank's activities within the last 6 (six) months.	√	√	√	√
Not owning shares directly or indirectly in the Bank.	√	√	√	√
Not affiliated with the Bank, BOC/BOD members or Ultimate Shareholders of the Bank.	√	√	√	√
Not having financial relationship, management relationship, shareholding relationship, family relationship with other members of BOC, BOD and/or Ultimate Shareholder of the Bank	√	√	√	√
Not having direct or indirect business relationship related to the Bank's business activities.	√	√	√	√

As an Independent Commissioner who has served for more than two periods, Mr. Zulkifli M. Ali has declared his independence statement at the Annual GMS of 15 April 2016 as follows: "In relation to my re-appointment as Independent Commissioner of the Bank which has exceeded 2 (two) terms of office, in accordance with OJK Regulation No. 33 / POJK.04 / 2014, I hereby declare that I remain independent, and that I:

1. Have no shares directly or indirectly in the Bank;
2. Have no affiliation with the Bank, members of the Board of Commissioners, the Board of Directors, or the Ultimate Shareholders of the Bank;
3. Have no financial relationship, management relationship, shareholding relationship and / or family relationship with members of the Board of Commissioners, Board of Directors, or the Ultimate Shareholders of the Bank;
4. Have no direct or indirect business relationship relating to the Bank's business activities."



Board of Directors

The Board of Directors is the organ in the Good Corporate Governance (GCG) implementation and who responsible for the management of the Bank, for the interests and objective of the Bank, as well as acting for and on behalf of the Bank in and out of the court. The members of the Board of Directors of CIMB Niaga work within their respective areas of duty to collectively achieve effective management for optimum results. In the implementation of their duties, the Board of Directors of CIMB Niaga always embraces professionalism, objectivity, strategic thinking, and prioritises the interests of the Bank, as an effort to enhance added value for the stakeholders and to ensure business sustainability.

LEGAL REFERENCES

The legal references for the appointment of the Board of Directors of CIMB Niaga refers to several provisions:

1. Law No. 40 of 2007 on Limited Liability Companies.
2. Law No. 7 of 1992 on Banking as amended by Law No. 10 of 1998.
3. Articles of Association of the Bank.
4. Regulation of Bank Indonesia (PBI) No. 11/1/PBI/2009 dated 27 January 2009 on Commercial Banks.
5. PBI No. 13/27/PBI/2011 dated 28 December 2011 on the Amendment to PBI No. 11/1/PBI/2009 on Commercial Banks.
6. Regulation of Financial Services Authority (POJK) No. 33/POJK.04/2014 dated 8 December 2014 regarding the Board of Directors and Board of Commissioners of the Issuers or Public Companies.
7. POJK No. 27/POJK.03/2016 dated 22 July 2016 on Fit and Proper Test for the Main Party of Financial Service Institutions.
8. Circular of OJK (SEOJK) No. 39/SEOJK.03/2016 dated 13 September 2016 on Fit and Proper Test for Candidate of Ultimate Shareholders, Candidates of Members of the Board of Directors, and Candidates of Members of the Board of Commissioners of the Bank.
9. POJK No. 55/POJK.03/2016 dated 7 December 2016 on the Implementation of Corporate Governance for Commercial Banks.
10. POJK No. 18/POJK.03/2016 dated 16 March 2016 on the Implementation of Risk Management for Commercial Banks.
11. POJK No. 37/POJK.03/2017 dated 12 July 2017 on Employing Foreign Workers and Transfer of Knowledge Program in the Banking Sector.
12. POJK No. 46/POJK.03/2017 dated 12 July 2017 on the Implementation of the Compliance Function of Commercial Banks.
13. Deed of Meeting Resolution No. 35 dated 24 August 2017 on the Resolutions of the Extraordinary General Meetings of the Shareholders of PT Bank CIMB Niaga Tbk.

COMPOSITION OF THE BOARD OF DIRECTORS

As set forth in the Board of Directors' Charter, CIMB Niaga has complied with all applicable regulations, namely:

1. The number of members of the Board of Directors of CIMB Niaga is more than 3 (three) persons, namely 11 (eleven) persons.
2. The number of members of the Board of Directors of CIMB Niaga is more than the total number of members of the Board of Commissioners of CIMB Niaga.
3. All members of the Board of Directors of CIMB Niaga are domiciled in Jakarta, Indonesia.
4. The majority of members of the Board of Directors are Indonesian citizens, namely 10 (ten) out of 11 (eleven) members.
5. The Board of Directors is led by a President Director who is independent from the ultimate shareholders, other members of the Board of Directors, and members of the Board of Commissioners of CIMB Niaga.
6. The majority of members of the Board of Directors have at least 5 (five) years of experience in operations as Executive Officers and have no concurrent position in other banks, companies, or institutions.
7. The replacement and/or appointment of members of the Board of Directors of CIMB Niaga has considered the recommendations of the Remuneration and Nomination Committee and obtained approval from the General Meetings of the Shareholders (GMS) and Financial Services Authority (OJK).
8. All members of the Board of Directors of CIMB Niaga have no family relationship up to the second degree with other members of the Board of Directors and/ or the Board of Commissioners or Ultimate Shareholders.

9. All members of the Board of Directors of CIMB Niaga have passed the Fit and Proper Test.

As fulfillment of Regulation of the Indonesia Stock Exchange No. I-A on Listing of Shares and Equity Securities in addition to Shares Issued by the Company, CIMB Niaga also has 1 (one) Independent Director, namely Fransiska Oei.

In order to achieve decision-making effectiveness, the number of Directors has been based on the need to achieve the Bank's goals and objectives and is adjusted to the Bank's conditions including the characteristics, capacity, and size of the Bank.

The following is the composition of the Board of Directors of CIMB Niaga in 2017:

No.	Name	Position
1	Tigor M. Siahaan	President Director
2	Wan Razly Abdullah	Director
3	Rita Mas'Oen	Director
4	Megawati Sutanto	Director
5	Vera Handajani	Director
6	John Simon	Director
7	Lani Darmawan	Director
8	Fransiska Oei	Director (Independent Director)
9	Hedy Lopian	Director
10	Pandji P. Djajanegara	Director
11	Rahardja Alimhamzah ^{*)}	Director

*) Effective as a Director since the closing of EGMS 24 August 2017

CHARTER OF THE BOARD OF DIRECTORS

The Board of Directors of CIMB Niaga refers to a Guidelines and Procedures Manual or Charter, which is constantly updated and refined referring to the prevailing rules and regulations in Indonesia, which are binding for each member of the Board of Directors. The latest Board of Directors Charter was updated on 3 October 2017 and has been uploaded to the Bank's website www.cimbniaga.com.

The Charter of the Board of Directors includes:

1. Accountability
2. Structure and Membership
3. Requirement and Appointment
4. Duties and Responsibilities
5. Conflicts of Interest

6. Transparency
7. Work Ethics
8. Meetings
9. Term of Office
10. Resignation
11. Performance Assessment and Accountability

The references of the Board of Directors Charter are:

1. Articles of Association of the Bank
2. Law No. 40 of 2007 on Limited Liabilities Companies
3. POJK No. 55/POJK.03/2016 on the Implementation of Corporate Governance for Commercial Banks
4. SEOJK No. 13/SEOJK.03/2017 on the Implementation of Corporate Governance for Commercial Banks
5. POJK No. 32/POJK.04/2015 on the Implementation of Corporate Governance Guidelines of Public Companies.
6. SEOJK No. 32/SEOJK.04/2015 on Corporate Governance Guidelines for Public Companies
7. POJK No. 33/POJK.04/2014 on the Board of Directors and Board of Commissioners of Issuers or Public Companies
8. General Guidelines of Indonesian Good Corporate Governance from the National Committee on Governance Policy (KNKG)
9. ASEAN Corporate Governance Scorecard

DUTIES, RESPONSIBILITIES, AND AUTHORITIES OF THE BOARD OF DIRECTORS

The Board of Directors is fully responsible in performing its duties to manage the Bank for the interests of the Bank to achieve its goals and objectives.

The main duties of the Board of Directors, are including to lead and manage the Bank in accordance with its objectives; control, maintain, and administer the Bank's assets for the Bank's interests; develop an internal control structure at all management levels; and follow up on the Bank's internal audit findings in accordance with the policies or directives issued by the Board of Commissioners.

The authorities of the Board of Directors include representing the Bank both internally and externally, binding the Bank with other parties, and carrying out immediate actions, both on management and ownership, with certain restrictions, as described in the Bank's Articles of Association.



BOARD OF DIRECTORS

Details of duties, responsibilities, and authorities of the Board of Directors are stipulated in the Bank's Articles of Association and the Board of Directors' Charter, which have been uploaded on the CIMB Niaga's website, www.cimbniaga.com.

SCOPE OF WORK AND RESPONSIBILITIES OF EACH MEMBER OF THE BOARD OF DIRECTORS

Tigor M. Siahaan – President Director

Determine the Bank's long-term strategy, and strategy of marketing and development of products/services in all business segments based on market demand. In addition, providing oversight and guidance on policies in operations support and banking services, information technology, systems and procedures, legal aspects, financial aspects, and human resources, as well as ensuring the implementation of compliance across all banking operations and comprehensive implementation of the Bank's risk management policies to ensure that the Bank has high ethical standards, adheres to good corporate governance principles and prudential banking practices.

Wan Razly Abdullah – Director of Strategy & Finance

Develop and monitor the implementation of business strategies and initiatives as well as budget to achieve the Bank's vision and mission. Manage the Bank's financial performance by focusing on the productivity and efficiency of the Bank's resources. Develop and manage the Bank's information management systems and performance to be reported to the regulators as well as communicating it to the stakeholders. Develop capital and investment strategies to optimise the Bank's profitability as well as Total Shareholders' Return, ROA, and ROE. Implement effective monitoring and planning of financial management, as well as ensuring adherence to accounting practices in accordance with all applicable rules and standards.

Rita Mas'Oen – Director of Operations & Information Technology

Determine the long-term strategy and steer the Directorate of Operations & IT to create effectiveness and efficiency improvements in the management of banking operational transactions with high standards, to be reliable, as well as ensuring smooth communication from the users as required.

Megawati Sutanto – Director of Credit

Provide strategic directives in all credit management aspects, determine the Credit Underwriting Standards in line with best practices, review credit proposals and continuously improve the quality of the process of credit review and approval in order to improve the effectiveness and efficiency in the established credit chain, and maintain the quality of the credit portfolio, as well as ensuring that all business activities have complied with the prevailing policies and procedures.

Vera Handajani – Director of Risk Management

Provide strategic direction in terms of the Bank's risk management by considering the principle of prudence, and implement all aspects of the Bank's risk management policies in a comprehensive manner. Responsible to educate and direct the focus of risk management to reach all the established targets. Follow-up on, implement, and execute all directives from the regulators regarding the Bank's risk management.

John Simon – Director of Treasury & Capital Market

Provide strategic directions in Treasury & Capital Market marketing and development of products and services to increase the Bank's profitability growth through money markets and capital market activities. Manage the funds, liquidity, and liability of the Company to ensure that the Bank operates in a prudent manner.

Lani Darmawan – Director of Consumer Banking

Develop strategies and provide guidance in services and product sales of Consumer Banking at all branches in Indonesia as well as optimizing the market potential through the development of innovative and competitive Consumer Banking products to achieve the determined Bank profitability level with due regard to prudential principles, implementation of risk management policies at all aspects of the Bank's in a comprehensive manner, and to create effective and efficient banking business processes.



Fransiska Oei – Director of Compliance, Corporate Secretary & Legal

Develop compliance strategies, including matters related to compliance policies and principles, as well as ensuring that the Bank's internal regulations (policies, systems, procedures) are in line with all relevant external regulations (Bank Indonesia, OJK and other financial institutions/ authorities). In addition, be responsible for the management of the Bank's legal risks, follow the development of the Capital Market, in particular the prevailing regulations in the Capital Market and provide services to the public on necessary information, particularly in regard to the condition of the Bank as a Public Company, including maintaining its reputation and acting as a liaison officer or contact person between the Bank, the Government and the community, as well as carrying out Corporate Social Responsibility activities.

Hedy Lapijan – Director of Human Resources

Provide strategic direction of the management and development of the Bank's human resources to improve the productivity and quality of human resources in supporting the achievement of the Bank's objectives, while ensuring and maintaining compliance with the applicable employment regulations, and corporate culture.

Pandji P. Djajanegara – Director of Sharia Banking

Provide innovative strategic direction of the implementation of Sharia Banking operations by ensuring the availability of policies and working procedures, development, marketing, and selling of products, as well as managing the functions of Sharia Banking including managing daily operations, business development, customer relationships, and managing systems and work processes to ensure the achievement of profit and business growth that is in line with Bank's objectives and Sharia Banking principles.

Rahardja Alimhamzah – Director of Business Banking
Together with the President Director, establish the Bank's long-term strategy and assist in carrying out the duties of the President Director in formulating the strategies of marketing as well as development of products and services in the Corporate, Commercial and Micro, Small, and Medium Enterprise (MSME)

Banking segments. Be responsible for achieving the funding and lending targets as well as increasing cross selling within the segment; determine the direction of competitive products; develop services with operational support to suit the demands and development of the banking industry.

CRITERIA FOR THE APPOINTMENT OF MEMBERS OF THE BOARD OF DIRECTORS

The criteria for the appointment of members of the Board of Directors of CIMB Niaga are based on POJK No. 33/POJK.04/2014 on the Board of Directors and Board of Commissioners of Issuers or Public Companies, POJK No. 27/POJK.03/2016 on Fit and Proper Test for Candidates of Ultimate Shareholders, Candidates of members of the Board of Directors, and Candidates of Members of the Board of Directors of the Bank.

The criteria that must be met by candidate members of the Board of Directors of CIMB Niaga are :

1. Show integrity as required by the applicable regulations including :
 - a. Has good morals and ethics
 - b. Has commitment to comply with the applicable laws and regulations including the provisions and regulations of the Bank, as well as supporting the OJK's policies
 - c. Has commitment to the development of sound Bank operations
 - d. Is not included in the Fit and Proper Test Fail List
 - e. Proficient in performing legal action
2. Possess the competencies as required by the applicable regulations, as follows:
 - a. Has sufficient and relevant knowledge of banking and its operations
 - b. Has experience and expertise in banking and/or finance
 - c. Has knowledge on the duties and responsibilities of the Main Entity as well as understanding of the main business activities and main risks of the Financial Services Institutions in the Bank's financial conglomerate



BOARD OF DIRECTORS

- d. Has the ability to undertake strategic management for the development of a sound Bank
 - e. Has good personal skills, such as strong leadership, good reputation, and a strong networking, particularly in the financial industry and the ability to build good relationships with the Regulator
3. Has a good financial reputation, namely within at least 5 (five) years prior to the appointment and during the term of office, must comply with the following :
 - a. Does not have bad credit nor be a Ultimate Shareholder, or member of the Board of Commissioners or member of the Board of Directors of a legal entity having bad credit
 - b. Has never been declared bankrupt
 - c. Has never been a member of a Board of Directors and/ or a member of a Board of Commissioners who has been found guilty of causing a company to be declared bankrupt;
 - d. Has never been punished for committing a crime that is detrimental to state finances and/ or related to the financial sector
 - e. Has never been a member of the Board of Directors and/ or any member of the Board of Commissioners during the term of office, who:
 - i. Has failed to organize the Annual General Meeting of Shareholders;
 - ii. Has caused a company that has obtained a license, approval, or registration from the Financial Services Othority, did not fulfill the obligation to submit the annual report and/ or financial statements to the OJK;
 - iii. His/her accountability as a member of the Board of Directors and/ or member of the Board of Commissioners has been disapproved by the General Meeting of Shareholders or has failed to provide accountability as a member of the Board of Directors and/ or member of the Board of Commissioners to the General Meeting of Shareholders
 4. The majority of the members of the Board of Directors must have at least 5 (five) years experience in banking operations
 5. Does not serve as a member of the Board of Commissioners, Board of Directors, or as Executive Officer of another company, except as governed by the applicable regulations
 6. Domiciled in Indonesia
 7. Majority of the members of the Board of Directors do not have any family relationship up to the second degree with other members of the Board of Directors and/ or members of the Board of Commissioners or the ultimate shareholders of the Bank

APPOINTMENT PROCEDURES OF MEMBERS OF THE BOARD OF DIRECTORS

Candidate members of the Board of Directors who have received recommendation from the Bank's Nomination and Remuneration Committee, are proposed to and appointed by the GMS of CIMB Niaga.

Candidate members of the Board of Directors are subject to the fit and proper test by the OJK through a proposal submitted by the Bank.

Candidate members of the Board of Directors who have not been approved by the OJK is prohibited from performing duties as members of the Board of Directors of the Bank, even though he/she has been approved and appointed by the GMS.

IMPLEMENTATION OF DUTIES AND RESPONSIBILITIES OF THE BOARD OF DIRECTORS IN 2017

In addition to the implementation of the 2017 GMS resolutions, the implementation of duties and responsibilities of the Board of Directors in 2017 were as follows:

1. Conducted syndicated loans while managing credit risk, as well as performing infrastructure improvement to encourage the growth of Corporate Banking customers



2. Continued the recalibration of the commercial banking sector which consist of innovation and improvement processes that was on-going from the previous year, in two phases, namely the Strengthening and Balancing phase and the Stabilizing and Culture Building phase
3. Continued the '1Platform Kita Satu' program that encourages CIMB Niaga to be the leader in digital banking services.
4. Launched the Indie Accounts teenage savings products as well as strengthening the digital existence of CIMB Niaga with the launch of the new Go Mobile, complemented with the latest features that enhance the security and ease of transactions.
5. Performed thematic portfolio reviews in order to detect risks potential due to macroeconomic indicator volatilities as well as its settlement steps
6. Recruited visually impaired people as Telesales Funding and hearing impaired people as Phone Banking Social Media, as well as provided Information Technology Trainings for people with disabilities.

BOARD OF DIRECTORS DEVELOPMENT PROGRAM

In order to support the implementation of duties of the Board of Directors to achieve the Bank's sustainable growth and effective management, CIMB Niaga encourages activities that will enhance the competence of the Board of Directors through the orientation program for new Directors and training programs for existing Directors.

ORIENTATION PROGRAM FOR NEW DIRECTORS

The orientation program for new Directors is stipulated in the Board of Directors Charter, which is uploaded on the Bank's website. The orientation program aims to provide input for new Directors in order to gain an understanding of the Bank so as enabling the new Directors to perform their duties effectively and efficiently.

The orientation program material is in the form of documents prepared by the Corporate Affairs work unit, covering:

- a. The Vision and Mission of the Bank
- b. The Bank's Code of Ethics
- c. The Bank's Organization Structure
- d. The Bank's Articles of Association
- e. The Corporate Policy Manual (GCG Guidelines)
- f. The Board of Directors Charter and The Committees under the Board of Directors Charters
- g. Prevailing regulations related to Banking and Capital Market
- h. The Bank's Annual Report
- i. The Bank's Business Plan

In 2017, the orientation program was conducted for 1 (one) new Director, namely Rahardja Alimhamzah.

BOARD OF DIRECTORS TRAINING PROGRAMS IN 2017

Risk Management Certification

Pursuant to the Regulation of Employment (P2K) on the Implementation of Employee Learning and PBI No. 11/19/PBI/2009 dated 4 June 2009 and its amendments namely PBI No. 12/7/PBI/2010 dated 19 April 2010 on



BOARD OF DIRECTORS

Risk Management Certification for Management and Officers of Commercial Banks, the Board of Directors and the Board of Commissioners are required to participate in the competency/ certification test program, in accordance with the regulatory provisions, namely Risk Management & Refreshment. All members of the Board of Directors have the Risk Management and/ or Refreshment Certification in accordance with the applicable regulations.

Competency Trainings and Development Programs

Competency Trainings and Development Programs

All members of the Board of Directors of CIMB Niaga are committed and required to improve their competence to support the implementation of the daily tasks. This commitment is reflected in the trainings attended by each member of the Board of Directors as described in the following table.

Board of Directors Training Programs in 2017

Name	Type of Training/ Seminar/ Workshop/ Sharing	Date and Location
Tigor M. Siahaan	1. Digital Leadership Series	6 February, 2017 at Graha CIMB Niaga, Jakarta
	2. BMC Offsite Training	21 August, 2017 at CIMB Niaga Icon, Bintaro
	3. CIMBX Strategic Workshop	9-10 March 2017 at Hotel Intercontinental, Bandung
	4. YPO Extraordinary Leadership in Action	23 March 2017 in Jakarta
	5. GMC Offsite	9 June 2017 in Jakarta
	6. CIMB Board Offsite	26 – 27 July 2017 in Kuala Lumpur
	7. International Advisory Panel	18 – 19 September 2017 in Kuala Lumpur
	8. Khazanah Megatrends Forum 2017	25 November 2017 in Shanghai
	9. China Internet Finance Academy by McKinsey	21-24 November 2017 in China
Wan Razly Abdullah	1. Digital Leadership Series	6 February 2017 at Graha CIMB Niaga, Jakarta
	2. The Conference On The Emerging Technologies That Matter	14-15 February 2017 in Singapore
	3. BMC Offsite Training	9-10 March 2017 at Hotel Intercontinental, Bandung
	4. Refreshment Sertifikat Manajemen Risiko	30 November 2017 at i Graha CIMB Niaga, Jakarta
Rita Mas'oen	1. Digital Leadership Series	6 February 2017 at Graha CIMB Niaga, Jakarta
	2. BMC Offsite Training	9-10 March 2017 at Hotel Intercontinental, Bandung
	3. Credit Forum: Multifinance	8 June 2017 at Graha CIMB Niaga, Jakarta
Megawati Sutanto	1. BMC Offsite Training	9-10 March 2017 at Hotel Intercontinental, Bandung
	2. Linkage Clinic 2017	4 – 5 May 2017 in Jakarta
	3. Credit Forum: Multifinance	8 June 2017 at Graha CIMB Niaga, Jakarta
Vera Handajani	1. BMC Offsite Training	9-10 March 2017 at Hotel Intercontinental, Bandung
	2. Refocusing on Credit Risk Management, Credit Risk Model, Pricing, and Being Prepared for Upcoming Regulation	23 March 2017 at Four Season Hotel Jakarta
	3. AML Sharing Session & Refreshment	24 March 2017 at Graha CIMB Niaga, Jakarta
	4. Traded Credit Risk	12 April 2017 at Graha CIMB Niaga, Jakarta
	5. Lean Six Sigma	22 May 2017 at Graha CIMB Niaga, Jakarta
	6. Managing Risk in Unsecured Retail Credit	27 July 2017 at Graha CIMB Niaga, Jakarta
	7. Cyber Security	14 September 2017 at Plaza Bapindo, Jakarta
	8. Basel III - Net Stable Funding Ratio	4 December 2017 at Graha CIMB Niaga, Jakarta
John Simon	1. CIMB Niaga Economic Forum 2017	26 January 2017 at Hotel Ritz-Carlton, Pacific Place, Jakarta
	2. Workshop Sertifikasi Treasury Dealer Program Khusus (Fast Track)	4 February 2017 in Jakarta
	3. BMC Offsite Training	9-10 March 2017 at Hotel Intercontinental, Bandung
	4. Insurance Clients Gathering CIMB Niaga	13 March 2017 at Hotel Ritz-Carlton, Pacific Place, Jakarta
	5. Wholesale Banking Retreat	7 – 9 July 2017 in Labuan, Malaysia
	6. Refreshment Sertifikasi Manajemen Risiko	30 November 2017 at Graha CIMB Niaga, Jakarta
	7. Bloomberg The Year Ahead Asia	6 December 2017 in Jakarta
	8. GWB Post AMS 2017	8-9 December 2017 at The Chateau Spa & Organic Wellness Resort, Bukit Tinggi
Lani Darmawan	1. Digital Leadership Series	6 February 2017 at Graha CIMB Niaga, Jakarta
	2. BMC Offsite Training	9-10 March 2017 at Hotel Intercontinental, Bandung



Name	Type of Training/ Seminar/ Workshop/ Sharing	Date and Location
Fransiska Oei	1. Cyber Security Threats	9 February 2017 at Energy Building, Jakarta
	2. BMC Offsite Training	9-10 March 2017 at Hotel Intercontinental, Bandung
	3. Indonesia-Korea Financial Cooperation Forum 'Challenges and Areas of Cooperation in the Financial Industries of Indonesia & Korea'	12 April 2017 at Hotel Fairmont, Jakarta
	4. International Seminar on Changing Consumer Behavior through Financial Literacy, Financial Inclusion and Consumer Protection	4 May 2017 at Hotel Westin, Nusa Dua - Bali
	5. Arah Kebijakan dan Pengembangan Sistem Pembayaran di Indonesia	24 May 2017 at Hotel Pullman, Jakarta
	6. Common Report Standard - Seminar	15 June 2017 at Graha CIMB Niaga, Jakarta
	7. Workshop Implementasi GCG Berbasis ASEAN CG Scorecard	28 September 2017 at The Dharmawangsa, Jakarta
	8. Seminar Role of The Boards in Creating and Sustaining Corporate Governance Culture	27 November 2017 at Hotel Pullman, Jakarta
	9. Arah Kebijakan APU dan PPT serta Perlindungan Konsumen di Sektor Perbankan	7 December 2017 at Hotel Le Meridien, Jakarta
Hedy Lopian	1. Digital Leadership Series	6 February 2017 at Graha CIMB Niaga, Jakarta
	2. BMC Offsite Training	9-10 March 2017 at Hotel Intercontinental, Bandung
	3. Personal Branding and Effective Communication Skills for Executive	26 April 2017 at Graha CIMB Niaga, Jakarta
	4. Promoting The Right Person	28 April 2017 at Graha CIMB Niaga, Jakarta
Pandji Djajanegara	1. Digital Leadership Series	6 February 2017 at Graha CIMB Niaga, Jakarta
	2. BMC Offsite Training	9-10 March 2017 at Hotel Intercontinental, Bandung
	3. BLS - Syariah Acceptance Criteria	9 May 2017 in Jakarta
	4. Refreshment Sertifikat Manajemen Risiko	30 November 2017 at Graha CIMB Niaga, Jakarta
Rahardja Alimhamzah ^{*)}	1. Digital Leadership Series	6 February 2017 at Graha CIMB Niaga, Jakarta
	2. BMC Offsite Training	9-10 March 2017 at Hotel Intercontinental, Bandung
	3. Credit Forum: Multifinance	8 June 2017 at Graha CIMB Niaga, Jakarta
	4. Diskusi Panel: Intervensi Pemegang Saham Pengendali Dalam Pelaksanaan GCG	9 August 2017 at Graha CIMB Niaga, Jakarta
	5. Refreshment Sertifikat Manajemen Risiko	30 November 2017 at Graha CIMB Niaga, Jakarta

*) Effective as a Director since the closing of EGMS 24 August 2017

INDEPENDENCE OF THE BOARD OF DIRECTORS

All members of the Board of Directors have no financial, management, stock ownership, or family relationship with fellow members of the Board of Directors, members of the Board of Commissioners and/or the Ultimate Shareholders. Therefore, all members of the Board of Directors are declared to be independent.

The Board of Directors must also adhere to the principle of independence and prioritize the interests of the Bank above his/her own interests, as well as work and behave with high integrity as stipulated in the Charter of the Board of Directors as follows:

- Members of the Board of Directors are prohibited from utilizing the Bank and/ or information obtained from the Bank for personal, family and/ or other parties' interests that may harm and/ or reduce the profits and reputation of the Bank or its subsidiaries.

- Members of the Board of Directors are prohibited from taking and/ or receiving personal benefits from the Bank other than remuneration and other facilities stipulated by the GMS and/ or internal policies.
- Members of the Board of Directors are prohibited from using individual and/ or professional advisors as consultants unless they meet the following requirements:
 - The project is specific;
 - Based on a clear contract, which at least covers the scope of work, responsibilities, and timeframe of work, as well as fees;
 - The Consultant is an Independent Party and has the qualifications to work on specific projects.



BOARD OF DIRECTORS

CONCURRENT POSITIONS OF THE BOARD OF DIRECTORS

Pursuant to the provisions of POJK No. 55/POJK.03/2016 on the Implementation of Good Corporate Governance for Commercial Banks, every member of the Board of Directors is prohibited from serving concurrently as a member of the Board of Commissioners, Board of Directors or executive officers of banks, companies, and/ or other institutions except those permitted in the regulations.

Members of the Board of Directors of CIMB Niaga have no concurrent positions other than those permitted under the applicable regulations.

In the event the Board of Directors being responsible for the supervision of the Bank's subsidiary, it may perform the functional duties of being a member of the Board of Commissioners of a non-bank subsidiary company controlled by the Bank, as long as the consequences of the position do not result in the neglect of the execution of duties and responsibilities as a member of the Board of Directors.

No	Name of Director	Position at CIMB Niaga	Position in Other CIMB Niaga	Companies/Entities/Organizations
1	Tigor M. Siahaan	President Director	None	
2	Wan Razly Abdullah	Director	President Commissioner	PT CIMB Niaga Auto Finance
3	Rita Mas'Oen	Director	None	
4	Megawati Sutanto	Director	None	
5	Vera Handajani	Director	None	
6	John Simon	Director	None	
7	Lani Darmawan	Director	None	
8	Fransiska Oei	Director	None	
9	Hedy Lapian	Director	None	
10	Pandji P. Djajanegara	Director	None	
11	Rahardja Alimhamzah ^{*)}	Director	None	

*) Effective as a Director since the closing of EGMS 24 August 2017

Wan Razly Abdullah serves as the President Commissioner of PT CIMB Niaga Auto Finance in the framework of supervising the Bank's controlled subsidiary.

CONCURRENT POSITIONS OF THE BOARD OF DIRECTORS

As stated in the Board of Directors' Charter, all members of the Board of Directors must avoid any potential conflict of interest at all times and under any circumstances. In the event of a conflict of interest, members of the Board of Directors are prohibited from taking action that may harm or reduce the Bank's profits and must disclose any potential conflict of interest in all decision making.

A member of the Board of Directors is not authorized to represent the Bank in the event of:

- a. A case in the Court of Law between the Bank and the involved member of the Board of Directors;

- b. The involved member of the Board of Directors having a conflict of interest with the Bank.

The procedures that members of the Board of Directors have to go through in the event of a conflict of interest are as follows: each member of the Board of Directors who personally, in any way, either directly or indirectly, has an interest in a proposed transaction, contract or agreement, in which the Bank becomes one of the parties, must state the nature of the interest in the meeting of the Board of Directors and must not be entitled to vote in matters relating to the proposed transaction or contract, unless the Board of Directors determines otherwise.

During 2017, no member of the Board of Directors had a conflict of interest or potential conflict of interest with CIMB Niaga.

**TERM OF OFFICE OF THE BOARD OF DIRECTORS**

- The term of office of a member of the Board of Directors is effective as of the date specified in the GMS appointing him/her until the closing of the 4th AGM after the effective date of the appointment without prejudice to the rights of the GMS to dismiss them at any time in accordance with Articles of Association and the applicable provisions.
- The appointment of members of the Board of Directors is effective upon approval of the OJK or the fulfillment of the requirements stipulated in the OJK's approval letter in respect of the fit and proper test and other relevant authorities, and approved by the shareholders through the GMS.
- The Board of Commissioners may temporarily dismiss members of the Board of Directors by stating the reasons for such dismissal. The temporary dismissal must be notified in writing to the members of the Board of Directors concerned, and is followed up in accordance with applicable regulations.
- In the event of a vacancy of the Independent Director's position, the Bank must fill the vacant position at the latest by the date of the nearest GMS or be appointed based on the Board of Directors meeting with the approval of the Board of Commissioners within 6 (six) months of the vacancy.
- The term of office of members of the Board of Directors ends in the event of:
 - The term of office ends in accordance with the Articles of Association;
 - Resignation in accordance with the applicable provisions;
 - No longer meets the requirements of the legislation;
 - Passing away;
 - Dismissed, based on the decision of the GMS.
- Members of the Board of Directors who have completed the term of office may be re-appointed by observing the applicable provisions.

All members of the Board of Directors have passed the Fit and Proper test held by Bank Indonesia or OJK and have been appointed by the GMS as shown in the table below.

Name	Position	Term of Office			
		Appointment GMS	BI/ OJK Approval	Re-appointment	Term of Office
Tigor M. Siahaan	President Director	AGM dated 10 April 2015	No. SR-84/D.03/2015, dated 19 May, 2015	-	AGM 2019
Wan Razly Abdullah	Director of Strategy and Finance	EGM dated 27 August 2009	No. 11/106/GBI/DPIP/Confidential, dated 18 August 2009	AGM dated 15 April 2016	AGM 2020
Rita Mas'Oen	Director of Operations & Information Technology	EGM dated 27 August 2009	11/150/GBI/DPIP/Confidential, dated 16 November 2009		
Megawati Sutanto	Director of Credit	EGM dated 15 December 2010	No. 13/23/GBI/DPIP/Confidential, dated 3 March 2011		
Vera Handajani	Director of Risk Management	EGM dated 26 July 2013	No. 15/113/GBI/DPIP/Confidential, dated 26 November 2013		
John Simon	Director of Treasury & Capital Market	AGM dated 27 March 2014	No. SR-143/D.03/2014, Dated 29 August 2014	-	AGM 2018
Lani Darmawan	Director of Consumer Banking	AGM dated 15 April 2016	No. SR-75/D.03/2016 Dated 3 May 2016	-	AGM 2020
Fransiska Oei	Director of Compliance, Corporate Secretary & Legal	AGM dated 15 April 2016	No. SR-138/D.03/2016 Dated 27 July 2016	-	



BOARD OF DIRECTORS

Name	Position	Term of Office			
		Appointment GMS	BI/ OJK Approval	Re-appointment	Term of Office
Hedy Lopian	Director of Human Resources	AGM dated 15 April 2016	No. SR-154/D.03/2016 Dated 15 August, 2016	-	
Pandji P. Djajanegara	Director of Sharia Banking	AGM dated 15 April 2016	No. SR-27/ PB.13/2016 Dated 4 October, 2016	-	
Rahardja Alimhamzah*	Director	EGM dated 24 August 2017	No. SR-84/PB.12/2017 Dated 31 May, 2017	-	AGM 2021

* Has effectively served as a member of the Board of Directors since the closing of the EGM dated 24 August 2017

POLICY ON THE PROVISION OF LOANS TO THE BOARD OF DIRECTORS

Loans to the Board of Directors are conducted under the normal pricing and terms policy, as conducted with non-related parties with the Bank. Loans to the Board of Directors must be calculated as per the Legal Lending Limit for CIMB Niaga in accordance with PBI No. 8/13/PBI/2006.

CRITERIA AND BASIC CONSIDERATION OF ASSESSMENT

In overall, the implementation of Committee meetings is considered effective. This can be measured by the participation of the Board of Directors in committee meetings during 2017, including decisions taken during the meeting discussions can be used as a reference.

The criteria and basis for the Executive Committee assessment based on each Term of References are as follows:

1. Number of meetings held
2. Attendance of the Board of Directors
3. SLA of Minutes of the Meeting
4. Action on Matters arising

Performance Assessment Results of Committees in 2017

ExCo Committee	Score
Risk Management Committee (RMC)	430
Asset & Liability Committee (ALCO)	427
Information Technology Steering Committee (ITSC)	470
Operational Risk Management Committee (ORC)	470
Credit Policy Committee (CPC)	418
Capital Management Committee (CMC)	443

Performance Rating

- A. Excellent : >470 - 500
- B. Good : 400 - <470
- C. Fair : 300 - <400
- D. Poor : 200 - <300
- E. Very Poor : <200



► Policy on the Diversity Composition of the Board of Commissioners and the Board of Directors

CIMB Niaga has members of the Board of Commissioners and Board of Directors, which in addition to having a majority of banking backgrounds, also have various competencies and experiences in order to maintain competitive advantage and improve the Bank's performance. The diversity composition of the Board of Commissioners and the Board of Directors is crucial in ensuring a robust decision-making process and effective bank management, in accordance with the needs of the Bank, as well as in line with the main strategy, vision and mission of CIMB Niaga.

Diversity policies in the composition of the Board of Commissioners and the Board of Directors of the Bank, include:

1. Have at least 1 (one) female member in the composition of the Board of Commissioners and the Board of Directors
2. Have educational background and expertise such as accounting, finance, law and business.
3. Have at least 1 (one) Foreign Citizen member of the Board of Commissioners to enrich the knowledge and experience of the Board of Commissioners on the development of banking industry both inside and outside Indonesia.

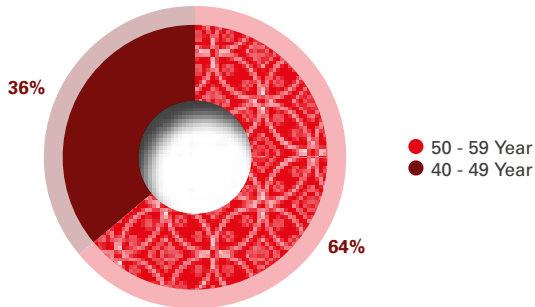
In addition, diversity in the composition of members of the Board of Commissioners and the Board of Directors includes, among others, work experience, independence, age, and gender. The diversity policy of the Board of Commissioners and the Board of Directors is aligned with the main strategy, as well as the Bank's vision and mission, as follows:

Diversity of the Board of Commissioners	
Nationality	Consisting of: <ol style="list-style-type: none"> 1. 4 (four) members of the Board of Commissioners are Indonesian citizens 2. 3 (three) members of the Board of Commissioners are Malaysian citizens 3. 1 (one) member of the Board of Commissioners is an American citizen
Education	The level of education of members of the Board of Commissioners covers the Bachelor and Post Graduate levels within various fields of education such as economics, management, as well as political science & psychology.
Work Experience	Diverse work experience, includes: Minister/ Chairman of Bappenas, Chairman of the Investment Panel Risk Committee, ASEAN Regional Strategy Group and ASEAN Regional Business Council, International Advisory Board of the Blavatnik School of Government, Oxford University, Expert Staff of the Board of Governors of Bank Indonesia, and other key positions at Bank Indonesia. Members of the Board of Commissioners and/ or Board of Directors of national and multinational financial and non-financial institutions. Lecturers and Deans of prominent higher education institution both at home and overseas, Chief Risk Officer of multinational banks.
Independency	All members of the Board of Commissioners have no affiliations with fellow members of the Board of Directors or Board of Directors. There are 4 (four) Independent Commissioners.
Age	The age diversity of members of the Board of Commissioners is in a fairly productive and mature age, namely 70 years old – 45 years old.
Gender	There is 1 (one) female member of the Board of Commissioners.

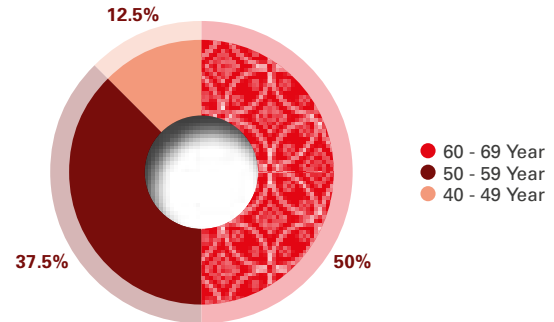
Diversity of the Board of Directors	
Nationality	Consisting of: <ol style="list-style-type: none"> 1. 10 (ten) members of the Board of Directors are Indonesian citizens 2. 1 (one) member of the Board of Directors is a Malaysian citizen
Education	Levels of education include Bachelor and Post-Graduate levels within various fields of education such as economics, finance, law, commerce, business, computer science, accounting, and others.
Work Experience	Diverse work experience, includes: <ol style="list-style-type: none"> 1. Members of the Board of Directors of national and multinational financial and non-financial institutions 2. Various key positions in the national or foreign banks, such as the Head of Strategic Business Development, Senior Country Operations Officers, Head of Corporate Banking, Head of Operational Risk, Head of Trading & Structuring, Head of Treasury, Head of Network, Chief of Sharia Banking, and others. 3. Independent Commissioner of an insurance company 4. Founder and Senior Partner of Law Firms 5. Auditor All members of the Board of Directors have experience in the field of banking.
Independency	All members of the Board of Directors have no affiliations with fellow members of the Board of Directors, Board of Commissioners, and Shareholders of the Bank.
Age	The diversity of age of members of the Board of Directors is in a fairly productive and mature age, namely 46 years old – 60 years old.
Gender	There are 6 (six) female members of the Board of Directors, out of 11 (eleven) total members of the Board of Directors.

POLICY ON THE DIVERSITY COMPOSITION OF THE BOARD OF COMMISSIONERS AND THE BOARD OF DIRECTORS

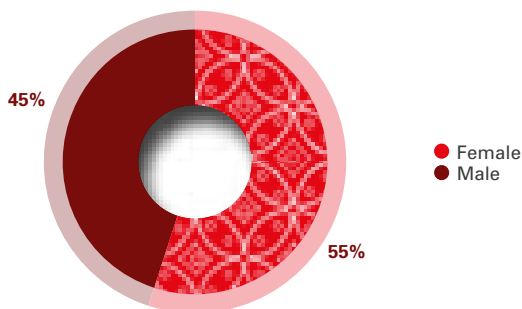
Age of BOD



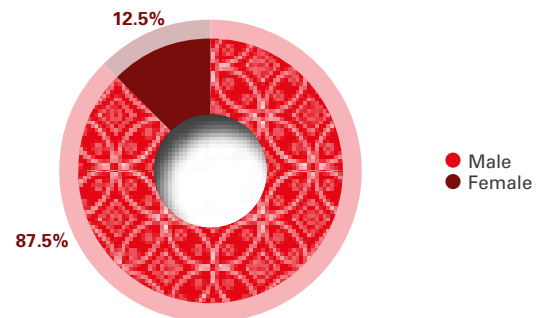
Age of BOC



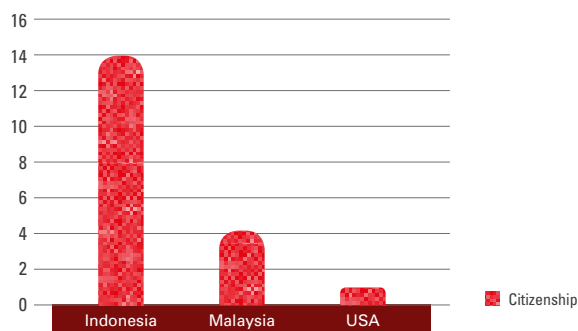
Gender of BOD



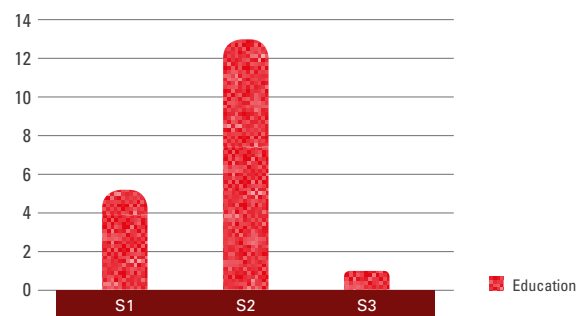
Gender of BOC



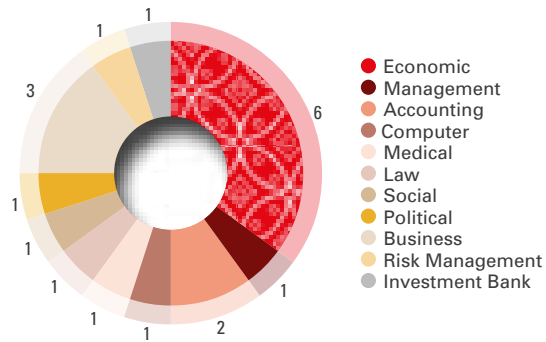
Citizenship of BOC and BOD



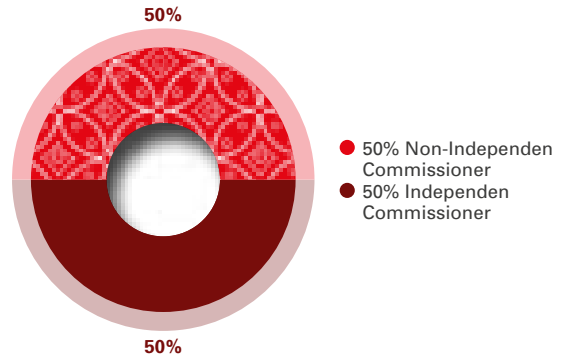
Education of BOC and BOD



Skills of BOC and BOD



Independency of the Board of Commissioners



The current composition of the Board of Commissioners and Board of Directors of CIMB Niaga complies with the above diversity aspect and is in line with CIMB Niaga's core strategy, vision, and mission.



Corporate Governance Self-Assessment Results in 2017

ASSESSMENT CRITERIA

In accordance with POJK No.13/SEOJK.03/2017 concerning the Implementation of Good Corporate Governance for Commercial Banks, the Bank conducts self-assessments on the implementation of Good Corporate Governance principles (Transparency, Accountability, Responsibility, Independence, Fairness) to reach Corporate Governance Rating which is a factor in determining the Bank's Health Level in accordance with POJK No. 4/POJK.03/2016. This assessment is conducted on 3 aspects of the Governance system, which are the structure, process and outcome of the Governance over the 11 Assessment Factors of Corporate Governance Implementation as follows:

1. Conduct of duties and responsibilities of the Board of Directors;
2. Conduct of duties and responsibilities of the Board of Commissioners;
3. Completeness and implementation of the Committee's duties;
4. Management of conflict of interest;
5. Implementation of Compliance function;
6. Implementation of Internal Audit function;
7. Implementation of External Audit function;

8. Implementation of Risk Management including Internal Control System;
9. Provision of funds to related parties and large funds;
10. Transparency of the Bank's financial and non-financial conditions, reports on the implementation of Bank's Good Corporate Governance and internal reporting; and
11. Bank's strategic plan.

ASSESSOR

CIMB Niaga conducted its self-assessments on the implementation of Good Corporate Governance in 2017 by involving the Boards of Commissioners and Directors, Independent Parties, Executive Officers and independent units in the Bank to produce a comprehensive and structured assessment concerning the effectiveness of the Governance system and the quality of Governance results. The self-assessment also included the implementation of Good Corporate Governance in the Subsidiaries in accordance with the relevant regulations. The following is the self-assessment result of implementation of the CIMB Niaga's Good Corporate Governance in December 2017.

Assessment Result and Score

SELF ASSESSMENT OF CORPORATE GOVERNANCE IMPLEMENTATION		
Entity	Rating	Rating Definition
BANK (Individually)	2	GOOD
CIMB Niaga Auto Finance (CNAF)	2	GOOD
CONSOLIDATED	2	GOOD

RECOMMENDATION AND FOLLOW UP OF GCG ASSESSMENT RESULTS 2017

CIMB Niaga's Good Corporate Governance rating on an individual and consolidated basis is 2 (Good), which reflects that the Management of CIMB Niaga and Subsidiaries has generally implemented Good Corporate Governance, compliance with the Governance principles is adequate, regardless of the deficiencies which are still noted in the implementation of the Good Corporate Governance principles. In general, these deficiencies are not very significant and can be resolved under normal actions by the management of the Bank and Subsidiaries.

CIMB Niaga continues its commitment in and strives to undertake corrective measures aimed at supporting the Bank's sustainability. CIMB Niaga also performs alignment with its Subsidiaries both in terms of strategic plan and the implementation of risk management, as stipulated in the financial conglomeration regulations.

GOVERNANCE STRUCTURE

The structure and infrastructure of Good Corporate Governance at CIMB Niaga are already in compliance. The changes in the Bank's management during this period has been complied with regulations and



reported to the authorities. In addition to complying with the minimum requirements concerning the establishment of Committees at the Board of Commissioners and Board of Directors level, CIMB Niaga also established Transactional Committees to support the implementation of the duties and responsibilities of the Board of Directors in managing the Bank's operational activities. The Bank's internal policies are based on a risk-based framework and are tailored to the business complexity and organization levels within the Bank. The Bank also continues to follow up any recommendations for improvements on the Governance structure and infrastructure.

GOVERNANCE PROCESS

The Good Corporate Governance process is implemented based on Good Corporate Governance and Prudent principles aimed at achieving sustainable management and at meeting the interests of stakeholders. The Bank's initiatives in this period include the development of compliance and risk culture by increasing awareness of compliance and risk mitigation aspects, strengthening and complementing the internal control function in each risk taking unit to minimize weaknesses that could adversely affect the Bank's Good Corporate Governance performance and results. In addition, with the rapid development of information technology, CIMB Niaga also continues to improve the quality of information systems and technology to provide optimal, safe and reliable financial services to customers and to provide timely and accurate information to stakeholders.

GOVERNANCE OUTCOME

CIMB Niaga adheres to the key prudential ratios in accordance with regulations. The Bank submits its financial report and non-financial information to regulators in accordance with provisions. In addition, the Bank also discloses the financial and non-financial conditions, product and service information as disclosed on the Bank's website. CIMB Niaga performance achievements during 2017 are as disclosed under the section of management achievements including other activities as well (such as financial literacy, corporate social responsibility, awards in conventional banking and sharia).

EXTERNAL ASSESSMENT

ASEAN Corporate Governance Scorecard

CIMB Niaga's commitment to the implementation of GCG is not merely meeting the requirements only, but more than that, CIMB Niaga strives to improve the implementation of GCG principles by understanding the values within every GCG principle so that the implementation of GCG principles by CIMB Niaga aims to achieve good corporate governance and ultimately to add value for all stakeholders of CIMB Niaga.

One of the efforts made by CIMB Niaga is to refer to the ASEAN Corporate Governance Scorecard as a guideline for the implementation of GCG principles, and to make improvements as deemed necessary.

In addition to the self-assessment of GCG implementation as stipulated in OJK Circular Letter No. 15/SEOJK.03/2015 on the Implementation of Integrated Governance for Financial Conglomeration and No. 13/SEOJK.03/2017 on the Implementation of Good Corporate Governance for Commercial Banks as stated earlier, CIMB Niaga is also assessed by the Indonesian Institute for Corporate Directorship (IICD), RSM and the Financial Services Authority (OJK) based on the principles of ASEAN Corporate Governance Scorecard, also conducts self-assessments for establishing targets and action plans for improvements to be made by the Bank.

In an assessment conducted by IICD in 2017, the Bank received an award as "Best Overall BigCap" at the "The 9th IICD Corporate Governance Conference and Awards".



CORPORATE GOVERNANCE SELF-ASSESSMENT RESULTS IN 2017

RECOMMENDATION OF ASEAN CORPORATE GOVERNANCE SCORECARD FROM EXTERNAL PARTIES

Practices Exceeding the Minimum Expectations

CIMB Niaga discloses a number of good corporate governance practices that exceed minimum standards, including:

1. The Bank released the AGMS Summons (accompanied by the schedule, detailed agenda, and explanation of all agenda of the AGMS), no later than 28 days prior to the date of the AGMS
2. The Bank adopts an internationally recognized reporting framework for sustainability (namely the GRI, Integrated Reporting, SASB)
3. The audited Financial Statements was issued within 60 days after the end of the financial year
4. The Bank has 1 (one) female Independent Commissioners
5. The Bank has a policy and disclosed measurable objectives for the diversity of the composition of the Board of Commissioners and the Board of Directors as well as reports on the progress of its implementation in achieving the objectives
6. The Nomination Committee performs the identification process on the quality of the Board of Directors that has been aligned to the strategy of the Bank
7. The Bank has a separate board level Risk Committee

Areas for Improvement	
Recommendations	Follow up of Recommendations
A. Rights of Shareholders	
1. The right to participate effectively in and vote in the GMS and to be informed on the Rules of the GMS, including voting procedures.	The Bank has published the Rules of the GMS through the Bank's website, 28 days prior to the implementation of the GMS or in conjunction with the publication of the GMS Summons. The Rules of the GMS was also distributed to shareholders and conveyed by the Corporate Secretary prior to the start of the GMS.
B. Equal treatment for Shareholders	
The expected minimum standards have been implemented with no specific improvement required	
C. Role of Stakeholders	
The expected minimum standards have been implemented, with no specific improvement required	
D. Disclosure and Transparency	
1. Transparency on ownership structure	1. The Bank has disclosed the share ownership of the Bank by each member of the Board of Commissioners and the Board of Directors in the Bank's Annual Report. To improve disclosure, the Bank will also disclose the Bank's share ownership by the Bank's senior officers.
2. Where the same Public Accounting Firm is engaged for both Financial Statements audits and non-audit services.	2. The Bank always discloses the information on Public Accounting Firm assigned and the costs incurred for each assignment by the Bank, both for audit or non-audit services.



Areas for Improvement

Recommendations

Follow up of Recommendations

E. Management Responsibility

Improvements can be performed on the following areas:

- | | |
|---|--|
| <ol style="list-style-type: none"> 1. Management Structure & Composition 2. Remuneration Committee/Compensation Committee 3. Audit Committee 4. Board Meetings and attendance 5. Appointment and Re-appointment of Directors and Commissioners 6. Remuneration Issues | <ol style="list-style-type: none"> 1. The Bank continuously complies with the structure and composition of the Board of Commissioners and the Board of Directors as required by the applicable regulations and in accordance with good governance practices. 2. The Bank already established the Nomination and Remuneration Committee. The implementation of duties and responsibilities, including the implementation of meetings by the Nomination and Remuneration Committee has been disclosed in the Bank's Annual Report. 3. The Bank will refine the Audit Committee Charter, in accordance with the recommendations of the ASEAN Corporate Governance Scorecard 4. The Bank has and disclosed the policies on: <ol style="list-style-type: none"> a. Minimum attendance quorum of Board of Commissioners and Board of Directors Meetings is at 2/3 of the total members of the Board of Commissioners or Board of Directors. a. The Board of Commissioners or the Board of Directors shall attend the Board of Commissioners' Meeting or the Board of Directors' Meetings at a minimum of 75% in a year. 5. Pursuant to the Articles of Association of the Bank, each member of the Board of Commissioners and Board of Directors has a term of office of 4 years and can be reappointed. 6. The Bank has disclosed the remuneration structure of Commissioners, Independent Commissioners, and Directors in the Bank's Annual Report. |
|---|--|

Specific Items Needing Attention

The Bank does not have bad governance practices, and there are no issues that need special attention or follow-ups from the Board of Directors.



► Performance Assessment of the Boards of Commissioners and Directors

PERFORMANCE ASSESSMENT PROCEDURE FOR BOARDS OF COMMISSIONERS

The Board of Commissioners performance assessment is performed through the self-assessment approach, covering collective assessment on the performance of the Board of Commissioners as well as individual assessment on each Commissioner. The final evaluation of the assessment will be performed by the President Commissioner based on the recommendation of the Nomination and Remuneration Committee.

Performance assessment shall be held at least once in a year.

PERFORMANCE ASSESSMENT CRITERIA FOR BOARD OF COMMISSIONERS

Criteria used in performance evaluation of the Board of Commissioners and on Board of Commissioners' Committees are as follows:

- **Collective Assessment**

Assessments are conducted by each Commissioner on the overall performance of the Board of Commissioners.

Assessment criteria are:

1. Structure of the Board of Commissioners covering the adequacy and diversity of competencies and experience in supporting the functions of the Board of Commissioners, as well as the effectiveness of meeting arrangements (frequency, time, duration);
2. Strategic thinking that includes an understanding of the Bank's vision, mission, strategy, and business plan;
3. Supervision and governance covering implementation of supervision on Board of Directors' performance, risk management issues, and addressing the potential / existence of conflict of interest;
4. The effectiveness of the Board of Commissioners in discussing the Bank's issues as well as providing recommendations to the Board of Directors.

- **Individual Assessment**

Assessment are conducted by each Commissioner on his/her own performance (self-assessment) covering:

1. Strategic thinking;
2. Knowledge on the banking industry; and
3. Individual contribution in performing his/her function as a member of Board of Commissioners.

Performance assessment for the Board of Commissioners conducted by each member of the Board of Commissioners and discussed by the Nomination and Remuneration Committee, before submitted for President Commissioner's approval.

PARTIES PERFORMING BOARD OF COMMISSIONERS PERFORMANCE ASSESSMENT

Performance assessment is performed by each Commissioner through the self-assessment method.

PERFORMANCE ASSESSMENT OF BOARD OF COMMISSIONERS RESULTS IN 2017

In 2017, the Board of Commissioners performed its oversight function well to ensure the achievement of Bank's performance and meeting the expectations of the shareholders.

The Board of Commissioners' self-assessment results (collective assessment) in 2017 was 4.1 (Very Satisfactory).

The "Strategic Thinking" and "Effectiveness of Discussion and Recommendation" were the criteria with the highest score, namely an average of 4.2 (Very Satisfactory), while "Supervision and Governance" was the criteria with the lowest score, namely 3.9 (Exceeding Expectations), the average assessment result on each individual member of the Board of Commissioners (individual assessment) was 4.3 (Very Satisfactory).

PERFORMANCE ASSESSMENT OF BOARD OF DIRECTORS (INCLUDING PRESIDENT DIRECTOR)

Performance Assessment Procedure of Board of Directors

The Board of Directors performance assessment, including of the President Director, is conducted to monitor the implementation of strategy and performance achievement every year, in which CIMB Niaga applies the Balanced Scorecard approach in interpreting the strategic objectives in Key Performance Indicators (KPI), which jointly agreed by the Board of Directors, received recommendation from Nomination and Remuneration Committee and approved by the Board of Commissioners. The KPI are subsequently conveyed to all employees to ensure consistency with the Bank's objectives and strategies.

The Board of Directors' KPI Framework is prepared in accordance with the Bank's strategic objectives to achieve performance targets in 2017 that are

in line with the long-term aspirations and targets. Performance targets are set in the KPI of each Director in accordance with his/her duties and responsibilities, covering collegial and individual responsibilities which include financial and non-financial targets.

The result of assessment and evaluation of performance of the Board of Directors based on the KPI achievement of each Director at the end of the year is submitted to the Nomination and Remuneration Committee for their review and recommendation prior to being given to the Board of Commissioners for approval. The result of assessment and evaluation is a Performance Appraisal to measure achievement of targets that set out in the KPI. This will affect the overall performance assessment of the directorate of each Director.

Performance assessment shall be held at least once in a year.

PARTIES PERFORMING BOARD OF DIRECTORS PERFORMANCE ASSESSMENT

Parties involved in assessment of the Board of Directors are the President Director, the Nomination & Remuneration Committee, and the Board of Commissioners.

Components of Board of Directors Performance Assessment in 2017

No.	Performance Parameter	Directorate										
		Business Unit					Business Enabler					
		President Director	Business Banking * (Corporate and MSME)	Perbankan Konsumer (Retail)	Sharia Banking	Treasury and Capital Market	Credit *	Risk Management	Operational and Information Technology	Compliance, Corporate Affairs & Legal	Strategy & Financial	Human Resources
1	Shared Target	-	20%	20%	20%	20%	20%	20%	20%	20%	20%	20%
2	Financial	55%	40%	40%	40%	40%	20%	10%	20%	15%	20%	15%
3	Customer	10%	10%	10%	10%	10%	10%	20%	10%	20%	10%	15%
4	T18 Initiatives/ Key Focus Areas	10%	5%	5%	5%	5%	25%	25%	25%	20%	25%	25%
5	Risk & Compliance	15%	15%	15%	15%	15%	15%	15%	15%	15%	15%	15%
6	Learning & Growth	10%	10%	10%	10%	10%	10%	10%	10%	10%	10%	10%

* Notes:

- Business Banking oversees Corporate Banking, Commercial Banking and MSME Banking.
- Credit oversees Asset Restructuring & Recovery and Credit Underwriting for the business segment.



➤ Remuneration Policy

CIMB Niaga's risk based remuneration policy No A.06.02 has been effective since October 2017.

PURPOSE AND BACKGROUND

CIMB Niaga's remuneration policy for the Board of Commissioners, Board of Directors and employees, both mandatory and supplementary in nature, has been drawn up according to the prevailing rules and regulations. The remuneration policy serves as one of the important aspects in attracting, motivating, and retaining the best employees in providing qualified human resources. The formulation of this remuneration policy is an integral part of the Bank's financial capabilities and is always implemented based on competitive, fair and risk-based principles in line with the directions and policies of the OJK. In formulating the remuneration policy, the Bank does not engage with external consultant, but to maintain competitiveness of the Bank's remuneration policy, it continuously conducts benchmarking through surveys conducted by independent parties.

RISK-BASED REMUNERATION POLICY

The Bank's risk based remuneration policy is applicable to all employee in every level and function, and have been adjusted as per POJK No. 45 / POJK.03 / 2015 dated December 23, 2015 and SEOJK no. 40 / SEOJK.03 / 2016 dated September 26, 2016 regarding the Implementation of Good Corporate Governance for the Provision of Remuneration for Commercial Banks, which includes :

- The prudent principle in providing risk-based remuneration.
- Variable remuneration is provided in accordance with regulatory requirements related to remuneration for commercial banks

In implementing benefits program, CIMB Niaga continuously improve its remuneration strategy, include reviewing the remuneration policy based on performance, risk and enablement. The main risk profile in remuneration policy is cordially being adjusted to the Bank's annual risk profile which taking consideration of market condition, industry growth and Bank financial capability. Therefore, the main risk profile will impacted the implementation of variable remuneration.

PERFORMANCE EVALUATION IN RELATION WITH REMUNERATION AND RISK

Performance evaluation is realized through Key Performance Indicator (KPI), where KPI is set based on target of the Bank, related unit, individual and aligned with the Bank vision, mission and strategy with consideration of risk and compliance aspects. The Bank periodically evaluates and reviews performance as consideration for remuneration.

REMUNERATION POLICY REVIEW AND INDEPENDENCY

CIMB Niaga periodically reviews the remuneration system and the welfare of employees, with consideration of the following factors :

- The Bank's financial capability
- Employee's competency and performance (meritocracy)
- Market remuneration practices (market competitiveness)
- Eligibility and fairness principles
- Internal equity
- Position's risk
- The Bank's long-term strategy

CIMB Niaga is committed to implement a competitive, fair, balanced and risk-based remuneration system and always ensures that no employee receives compensation below the requirements stipulated by the government. CIMB Niaga also continuously reviews and updates the remuneration policies to be relevant with the industry growth and business strategies and includes compliance aspect based on the prevailing banking regulations. To ensure impartiality in managing employee remuneration, including employees in control unit, the Bank ensures decisions on performance evaluation and remuneration are supervised and reviewed up to Nomination and Remuneration Committee (NRC).

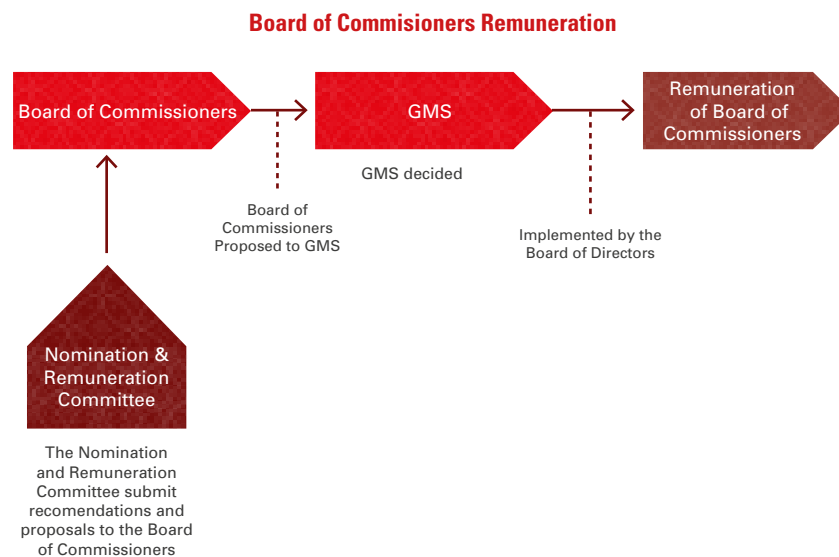
As implementation of Good Corporate Governance in relation to remuneration, the Bank has renewed and communicated the Remuneration Structure and Remuneration Scale (SUSU) in accordance with Ministerial Decree no. 1, year 2017 on Remuneration Structure and Scale. In addition, the Bank has adopted a remuneration policy with due observance to POJK no. 45 / POJK.03 / 2015 and SEOJK No. 40 / SEOJK.03 / 2016 on the Implementation of Good Corporate Governance in Remuneration for Commercial Banks as follows.

DETERMINATION OF MATERIAL RISK TAKER (MRT)

Determination of Material Risk Taker (MRT) can be categorized as follows :

- a. Material Risk Taker (MRT) can be determined by using qualitative methods that consider the position’s scale of responsibilities which affects main risk profile of the Bank.
- b. MRT can also be categorized quantitatively by comparing variable remuneration scales between MRT and non-MRT employees by considering performance and the level of risk of certain positions.

All Directors and/or employee who fulfil those definitions are determined as MRT, whereby the Bank currently has 14 individuals categorized as MRT.



The formulation of the structure, policy, and remuneration of each Commissioner is conducted with respect to the duties, authority, performance, and responsibility of the Board of Commissioners, and the prevailing remuneration in the banking industry (peers group), and Bank’s financial ability. Procedures for determining the Board of Commissioners remuneration:

- Nomination and Remuneration Committee discuss the Board of Commissioners’ remuneration with respect to information on the market range and standard of remuneration in the banking industry (peers group) and Bank’s financial ability
- Nomination and Remuneration Committee submit remuneration recommendation which to be discussed in the Board of Commissioners meeting

REMUNERATION POLICY

- Board of Commissioners analyses the recommendation from Nomination and Remuneration Committee and propose the remuneration for the Board of Commissioners to the GMS.
- The GMS determines the remuneration for the Board of Commissioners, to be then accordingly implemented by the Board of Directors.

BOARD OF COMMISSIONERS' REMUNERATION STRUCTURE

The Board of Commissioners remuneration structure consists of honorarium, meeting allowance, transportation allowance, holiday allowances and year-end allowance, as well as other facilities such as health and communication allowances, and club membership. Based on the 2017 AGMS decision, detailed information on remuneration and facilities policy for members of the CIMB Niaga Board of Commissioners are as follows:

A. Remuneration Package and Other Facilities Received

Types of Remuneration and Other Facilities	Amount Received in 1 Year by Non-Independent Commissioner			
	2016		2017	
	Person	Rp (Million)	Person	Rp (Million)
Remuneration (salary, routine allowances, tantiem, and other non-natura facilities)	4	7,297	4 ¹⁾	6,847
Other natura facilities that :				
a. Could be Owned	-	-	-	-
b. Could Not be owned	-	-	-	-
Total	4	7,297	4	6,847

Types of Remuneration and Other Facilities	Amount Received in 1 Year by Independent Commissioner			
	2016		2017	
	Person	Rp (Million)	Person	Rp (Million)
Remuneration (salary, routine allowances, tantiem, and other non-natura facilities)	6 ²⁾	8,772	4	8,938
Other natura facilities that :				
a. Could be Owned	-	-	-	-
b. Could Not be owned	-	-	-	-
Total	6	8,772	4	8,938

Remuneration per Person	Non-independent Commissioner		Independent Commissioner	
	2016	2017	2016	2017
Above Rp5 billion	-	-	-	-
Above Rp2 billion to Rp5 billion	1	1	2	4
Above Rp1 billion to Rp2 billion	3	3	2	-
Above Rp500 million to Rp1 billion	-	-	2	-
Up to Rp500 million	-	-	-	-

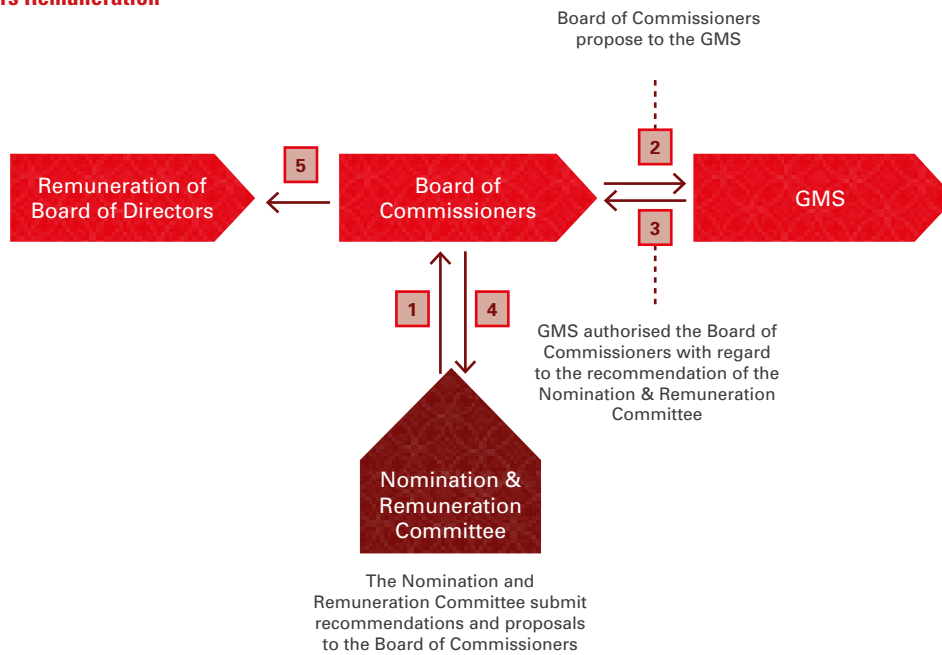
Notes : 1) Including the remuneration of 1 (one) Commissioner who no longer active as of AGMS on 24th August 2017.
2) Including remuneration of 2 (two) Independent Commissioner who no longer active as of AGMS on 15th April 2016.
All Board of Commissioners (including Independent Commissioner) of CIMB Niaga do not receive any share or bonus.

B. Variable Remuneration for the Board of Commissioners

Variable Remuneration	Amount Received in 1 Year by Non-Independent Commissioner			
	2016		2017	
	Person	Rp (Million)	Person	Rp (Million)
Total	Nil	Nil	Nil	Nil

Variable Remuneration	Amount Received in 1 Year by Independent Commissioner			
	2016		2017	
	Person	Rp (Million)	Person	Rp (Million)
Total	Nil	Nil	Nil	Nil

Board of Directors Remuneration



The formulation of the structure, policy and remuneration amount of remuneration of each Director is conducted with respect to the duties, powers and responsibilities of the Board of Directors, the prevailing remuneration in the banking industry (peer groups), the Bank performance, individual performance of each Director, and the Bank's financial capability. Procedures for determining Board of Directors remuneration:

- The Nomination and Remuneration Committee discusses the Board of Directors remuneration by considering the information on the remuneration market range and standards with similar industries (peer group), the Bank performance, the individual performance and risk of each Director with the achievement of predefined KPIs, as well as Bank's financial ability.

- Afterwards, the Nomination and Remuneration Committee gives remuneration recommendations which to be discussed in Board of Commissioners Meeting.
- The Board of Commissioners study the recommendation from the Nomination & Remuneration Committee and suggests the remuneration to the GMS.
- The GMS determines the remuneration for the Board of Directors by granting authority to the Board of Commissioners to set Board of Directors' remuneration with regards to the recommendations submitted by the Nomination & Remuneration Committee, to be accordingly implemented by the Board of Directors.

REMUNERATION POLICY

INDICATORS FOR DETERMINING BOARD OF DIRECTORS REMUNERATION

The determination of Board of Directors' remuneration is based on the Bank's performance covering the Bank's financial performance, level of health, and risk management practices in accordance with regulatory requirements. Furthermore, the remuneration is also determined by considering national economic conditions. Further details on the performance indicators are outlined in the Performance Assessment of the Board of Commissioners and Board of Directors in this Annual Report.

BOARD OF DIRECTORS REMUNERATION STRUCTURE

The Board of Directors' remuneration structure consists of salary, bonus, transportation allowance, housing allowance, holiday allowance and year-end allowance as well as other facilities such as health and communication facilities, and club memberships. Based on the 2017 AGMS decision, detailed information on remuneration and facilities policy for members of the CIMB Niaga's Board of Directors are as follows:

A. Remuneration Package and Other Facilities Received

Types of Remuneration and Other Facilities	Amount Received in 1 Year by Board of Directors			
	2016		2017	
	Person	Rp (Million)	Person	Rp (Million)
Remuneration (salary, routine allowances, tantiem, and other non-natura facilities)	13 ³⁾	72,286	11	66,183
Other natura facilities that :				
a. Could be Owned	-	-	-	-
b. Could Not be owned	-	-	-	-
Total	13³⁾	72,286	11	66,183

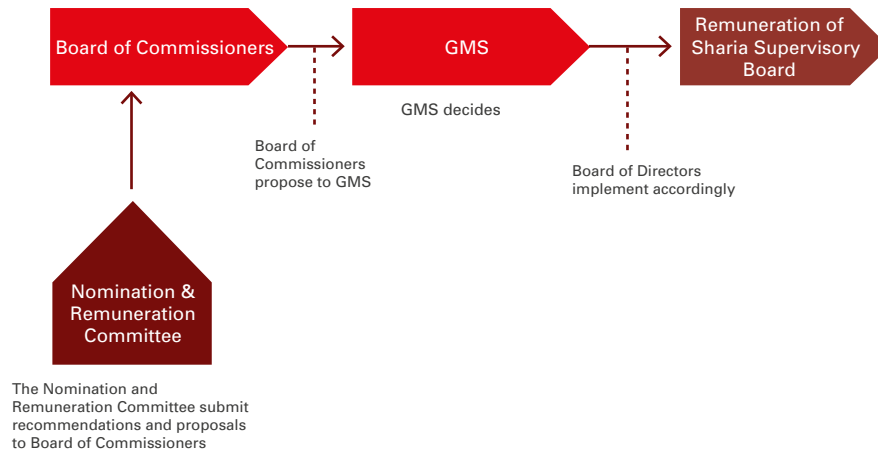
Remuneration per Person	Total Directors	
	2016	2017
Above Rp5 billion	8	9
Above Rp2 billion to Rp5 billion	5	2
Above Rp1 billion to Rp2 billion	-	-
Above Rp500 million to Rp1 billion	-	-
Up to Rp500 million	-	-

B. Variable Remuneration for the Board of Directors

Variable Remuneration	Amount Received in 1 Year by Board of Directors			
	2016		2017	
	Person	Rp (Million)	Person	Rp (Million)
Total	13	48,580	11	54,266

³⁾ Including the remuneration for 3 (three) Directors who were no longer active as of close of the AGMS on 15 April 2016.

Sharia Supervisory Board Remuneration Decision



The formulation of the structure, policy and remuneration amount of remuneration of each Sharia Supervisory Board is conducted with respect to the duties, powers, performance and responsibilities of the Sharia Supervisory Board, the prevailing remuneration in the banking industry (peer groups), the Bank's financial capability. Procedures for determining Sharia Supervisory Board remuneration :

- The Nomination and Remuneration Committee discusses the Sharia Supervisory Board remuneration by considering the information of the information on the remuneration market range and standards with similar industries (peer groups) and the Bank's financial capability.
- Afterwards, the Nomination and Remuneration Committee gives recommendation for further discussion in a Board of Commissioners Meeting.
- The Board of Commissioners study the recommendation from the Nomination & Remuneration Committee and suggests the remuneration to the GMS.
- The GMS determines the remuneration for the Sharia Supervisory Board, to be then accordingly implemented by the Board of Directors.

SHARIA SUPERVISORY BOARD REMUNERATION STRUCTURE

The Sharia Supervisory Board remuneration structure consists of honorarium, meeting allowance, holiday and year-end allowance. Detailed information in regards to remuneration and facilities policy for members of the CIMB Niaga Sharia Supervisory Board is as follows:

A. Remuneration Package and Other Facilities Received

Types of Remuneration and Other Facilities	Amount Received in 1 Year by Sharia Supervisory Board			
	2016		2017	
	Person	Rp (Juta)	Person	Rp (Juta)
Remuneration (salary, routine allowances, tantiem, and other non-natura facilities)	3	1,569	3	1,603
Other natura facilities that :				
a. Could be Owned	-	-		
b. Could Not be owned	-	-		
Total	3	1,569	3	1,603



REMUNERATION POLICY

Remuneration per Person	Sharia Supervisory Board	
	2016	2017
Above Rp5 billion	-	-
Above Rp2 billion to Rp5 billion	-	-
Above Rp1 billion to Rp2 billion	-	-
Above Rp500 million to Rp1 billion	1	1
Up to Rp500 million	2	2

B. Variable Remuneration for the Sharia Supervisory Board

Variable Remuneration	Amount Received in 1 Year by Sharia Supervisory Board			
	2016		2017	
	Person	Rp (Million)	Person	Rp (Million)
Total	Nil	Nil	Nil	Nil

EMPLOYEE AND MANAGEMENT SHARE OWNERSHIP PROGRAM

During 2017, CIMB Niaga has no employee and/or management share ownership program.

Description/Name	Number of Share Owned (shares)		Number of Stock Option				Option Price (Rp)		Period		
	2016	2017	Distributed (shares)		Exercised (shares)		2016	2017	2016	2017	
			2016	2017	2016	2017					
BOD	Nil	Nil	Nil	Nil	Nil	Nil	Nil	Nil	Nil	Nil	Nil
BOC	Nil	Nil	Nil	Nil	Nil	Nil	Nil	Nil	Nil	Nil	Nil
Executives	Nil	Nil	Nil	Nil	Nil	Nil	Nil	Nil	Nil	Nil	Nil
Total	Nil	Nil	Nil	Nil	Nil	Nil	Nil	Nil	Nil	Nil	Nil

Highest and Lowest Salary Ratio

Ratio	2016	2017
Ratio of the highest and lowest Employee's Salary	104.6 : 1	112.31 : 1
Ratio of the highest and lowest Director's Salary	4.0 : 1	4.28 : 1
Ratio of the highest and lowest Commissioner's Salary	1.50 : 1	1.50 : 1
Ratio of the highest Director's and the Highest of Employee's Salary	3.60 : 1	3.80 : 1

Variable Remuneration for Employees

Variable Remuneration	Amount Received in 1 Year by Employees			
	2016		2017	
	Personnel	Rp (Million)	Personnel	Rp (Million)
Total	10,223	247,314	9,489	266,776

**Fixed and Variable Remuneration for Parties in the Material Risk Takers (MRT) Category**

A. Fixed Remuneration	2016		2017	
	1. Cash	Nil		Nil
2. Shares / share-based instruments issued by the Bank	Nil		Nil	
B. Variable Remuneration	2016		2017	
	Tidak Ditangguhkan	Ditangguhkan	Tidak Ditangguhkan	Ditangguhkan
1. Cash	Nil	Nil	Nil	Nil
2. Shares / share-based instruments issued by the Bank	Nil	Nil	Nil	Nil

Quantitative Information for Parties in the MRT Category

Types of Variable Remuneration	2016				2016			
	Deferred Amount	Total Deduction during Reporting			Deferred Amount	Total Deduction during Reporting		
		Explicit Adjustment (A)	Implicit Adjustment (B)	Total (A+B)		Explicit Adjustment (A)	Implicit Adjustment (B)	Total (A+B)
1. Cash (in million rupiah)	Nil	Nil	Nil	Nihil	Nihil	Nihil	Nihil	Nihil
2. Shares / share-based instruments issued by the Bank (in number of shares and in nominal of millions , conversion value of the share)	Nil	Nil	Nil	Nil	Nil	Nil	Nil	Nil
Total	Nil	Nil	Nil	Nil	Nil	Nil	Nil	Nil

Total Severance Granted to Employees Affected by Termination and Total Amount Paid

Nominal Amount of Severance paid per person in 1 (One) Year	Number of Employees	
	2016	2017
Above Rp1 billion	30	0
From Rp500 million to Rp1 billion	78	1
Up to Rp500 million	472	299



Policy, Frequency, and Attendance Rates of the Board of Commissioners Meetings, the Board of Directors Meetings, and Joint Meetings of the Board of Commissioners with the Board of Directors

THE BOARD OF COMMISSIONERS MEETINGS AND JOINT MEETINGS OF THE BOARD OF COMMISSIONERS WITH THE BOARD OF DIRECTORS ("MEETING")

1. The Board of Commissioners must hold regular meetings at least once a month or whenever deemed necessary.
2. Joint meetings of the Board of Commissioners inviting the Board of Directors have to be held at least 1 (one) time every 3 (three) months or whenever deemed necessary.
3. Members of the Board of Commissioners must attend at least 75% (seventy five percent) of the meetings per year with physical attendance required at least 6 (six) times per year.
4. Meetings are valid and entitled to take binding decisions if attended/ represented by at least 2/3 (two thirds) of the total number of members of the Board of Commissioners.
5. Material of Board of Commissioners Meetings shall be submitted to all members of the Board of Commissioners 5 (five) working days prior to the date of the Meeting.
6. In the event of a member of the Board of Commissioners being unable to physically attend a Meeting, then he or she may attend through teleconferencing/ telepresence.
7. The minutes of the Board of Commissioners meetings must mention the physical presence or telepresence of each member of the Board of Commissioners.
8. The Board of Commissioners Meetings for 2017 was scheduled at the end of 2016 and uploaded on the Bank's website.
9. The minutes of the meetings of the Board of Commissioners must be signed by the members of the Board of Commissioners in attendance and distributed to all members of the Board of Commissioners.
10. The minutes of the joint meetings of the Board of Commissioners inviting the Board of Directors must be signed by the Board of Commissioners in attendance and also distributed to the Board of Directors.
11. The schedule of the Board of Commissioners Meetings and Joint Meetings between the Board of Commissioners and Board of Directors in 2017 had been drawn up at the end of 2016 and approved in the Board of Commissioners Meeting on 19 December 2016.

Meeting Frequency and Attendance of the Board of Commissioners for 2017

Name	Meetings			
	The Board of Commissioners	Attendance Rate	The Board of Commissioners Inviting The Board of Directors	Attendance Rate
Dato' Sri Nazir Razak	7/7	100%	5/5	100%
Glenn M. Surya Yusuf	7/7	100%	5/5	100%
Zulkifli M. Ali	7/7	100%	5/5	100%
Pri Notowidigdo	7/7	100%	5/5	100%
Jeffrey Kairupan	7/7	100%	5/5	100%
Armida S. Alisjahbana	7/7	100%	5/5	100%
David R. Thomas	6/7	85%	4/5	80%
Tengku Dato' Sri Zafrul Tengku Abdul Aziz ^{*)}	3/3	100%	1/1	100%

*) Attended the meeting as Invitee after appointed at EGMS on 24 August 2017 and effective as a Commissioner on 16 March 2018

Meeting Agenda of the Board of Commissioners in 2017

At each Meeting of the Board of Commissioners, there is a regular agenda, namely:

1. Ratification of the Minutes of the previous Board of Commissioners Meeting;
2. Discussion of unresolved issues from the previous Board of Commissioners Meeting;
3. Summary of the previous month's credit proposal;
4. Financial Performance Report;

5. Report of the Committees under the Board of Commissioners: the Audit Committee, Risk Oversight Committee, and Nomination and Remuneration Committee

In addition to the regular agenda, the following agenda was discussed :

No	Date	Agenda	Meeting Participant
1.	27 February 2017	Approval & Updates 1. Financial Performance as of January 2017 (including Strategy of BUKU IV). 2. Annual General Meeting of Shareholders.	1. Dato' Sri Nazir Razak 2. Glenn M. Surya Yusuf 3. Zulkifli M. Ali 4. Pri Notowidigdo 5. Jeffrey Kairupan 6. Armida S. Alisjahbana 7. David R. Thomas
2.	30 March 2017	Approval & Updates 1. Financial Performance as of February 2017 2. Update on BUKU IV a. Strategy of BUKU IV b. Socialization Plan of BUKU IV 3. CNAF Update 4. Update on Human Resources 5. Update on Microfinance Asset Sales	1. Dato' Sri Nazir Razak 2. Glenn M. Surya Yusuf 3. Zulkifli M. Ali 4. Pri Notowidigdo 5. Jeffrey Kairupan 6. Armida S. Alisjahbana 7. David R. Thomas
3.	31 May 2017	Approval & Updates 1. Financial Performance as of April 2017 2. Revised Bank Business Plan (RBB) 3. Update on Asset Quality Q1 2017 4. Risk Appetite Statement (RAS) as of April 30, 2017	1. Dato' Sri Nazir Razak 2. Glenn M. Surya Yusuf 3. Zulkifli M. Ali 4. Pri Notowidigdo 5. Jeffrey Kairupan 6. Armida S. Alisjahbana 7. David R. Thomas
4.	22 June 2017	Approval & Updates 1. Revised RBB 2017 (approval) 2. Financial Performance as of May 2017 3. Update on Extraordinary General Meeting of Shareholders 4. Risk Appetite Statement as of May 31, 2017 5. Update on Credit Policy	1. Dato' Sri Nazir Razak 2. Glenn M. Surya Yusuf 3. Zulkifli M. Ali 4. Pri Notowidigdo 5. Jeffrey Kairupan 6. Armida S. Alisjahbana 7. David R. Thomas
5.	29 September 2017	Approval & Updates a. Financial performance as of August 2017 b. Update on 1P Benefit c. Risk Appetite Statement as of August 31, 2017 d. Update on Mortgage	1. Dato' Sri Nazir Razak 2. Glenn M. Surya Yusuf 3. Zulkifli M. Ali 4. Pri Notowidigdo 5. Jeffrey Kairupan 6. Armida S. Alisjahbana 7. David R. Thomas Invite: 1. Tengku Dato' Sri Zafrul Tengku Abdul Aziz
6.	27 October 2017	Approval & Updates a. Financial performance as of September 2017 b. Project approval to enter New Business c. Realization of RBB Q3 2017 d. Target in 2018 e. Update on Recovery Plan f. Update on Asset Quality Q3 2017 g. Update on Sharia Business	1. Dato' Sri Nazir Razak 2. Glenn M. Surya Yusuf 3. Zulkifli M. Ali 4. Pri Notowidigdo 5. Jeffrey Kairupan 6. Armida S. Alisjahbana 7. David R. Thomas Invite: 1. Tengku Dato' Sri Zafrul Tengku Abdul Aziz
7.	19 December 2017	Approval & Updates a. Financial Statements as of November 2017 b. Update on 1P Business Strategy c. Update on Project One Credit Card System d. Update on mortgages e. Risk Appetite Statement as of November 2017 f. Review of the Board of Commissioners Charter	1. Dato' Sri Nazir Razak 2. Glenn M. Surya Yusuf 3. Zulkifli M. Ali 4. Pri Notowidigdo 5. Jeffrey Kairupan 6. Armida S. Alisjahbana Invite: 1. Tengku Dato' Sri Zafrul Tengku Abdul Aziz

POLICY, FREQUENCY, AND ATTENDANCE RATES OF THE BOARD OF COMMISSIONERS MEETINGS, THE BOARD OF DIRECTORS MEETINGS, AND JOINT MEETINGS OF THE BOARD OF COMMISSIONERS WITH THE BOARD OF DIRECTORS

Agenda of the Joint Meetings of the Board of Commissioners inviting the Board of Directors in 2017

No	Date	The Board of Commissioners Attend	The Board of Directors Attend	Agenda
1.	27 January 2017	<ol style="list-style-type: none"> Dato' Sri Nazir Razak Glenn M. Surya Yusuf Zulkifli M. Ali Pri Notowidigdo Jeffrey Kairupan Armida S. Alisjahbana David R. Thomas 	<ol style="list-style-type: none"> Tigor M. Siahaan Wan Razly Abdullah Rita Mas'Oen Megawati Sutanto Vera Handajani John Simon Lani Darmawan Fransiska Oei Hedy Lopian Pandji P. Djajanegara 	<ol style="list-style-type: none"> Message from the President Commissioner Approval & Updates <ol style="list-style-type: none"> Update on the Bank Business Plan (RBB): <ul style="list-style-type: none"> Realization of RBB for Q IV, 2016 and RBB Supervision Report for Semester II, 2016 Update on RBB 2017 Update on Asset Quality Q IV, 2016 Business Update – CNAF Project Information Technology 2017 Priority Update Update on Composite Risk Result of Bank Negara Malaysia (BNM)
2.	25 April 2017	<ol style="list-style-type: none"> Dato' Sri Nazir Razak Glenn M. Surya Yusuf Zulkifli M. Ali Pri Notowidigdo Jeffrey Kairupan Armida S. Alisjahbana David R. Thomas 	<ol style="list-style-type: none"> Tigor M. Siahaan Wan Razly Abdullah Rita Mas'Oen Megawati Sutanto Vera Handajani John Simon Lani Darmawan Fransiska Oei Hedy Lopian Pandji P. Djajanegara 	<ol style="list-style-type: none"> Message from the President Commissioner Approval and & Updates: <ol style="list-style-type: none"> Realization of RBB for Q1 , 2017 Update Internal Audit for Q1, 2017
3.	24 July 2017	<ol style="list-style-type: none"> Dato' Sri Nazir Razak Glenn M. Surya Yusuf Zulkifli M. Ali Pri Notowidigdo Jeffrey Kairupan Armida S. Alisjahbana David R. Thomas 	<ol style="list-style-type: none"> Tigor M. Siahaan Wan Razly Abdullah Rita Mas'Oen Megawati Sutanto Vera Handajani John Simon Lani Darmawan Fransiska Oei Hedy Lopian Pandji P. Djajanegara 	<ol style="list-style-type: none"> Message from the President Commissioner Approval & Updates <ol style="list-style-type: none"> Realization and Supervision Report of RBB H1, 2017 Consumer Banking Update Risk Appetite Statement as of June 2017 Operational Risk Management - Risk Event Escalation
4.	24 August 2017	<ol style="list-style-type: none"> Dato' Sri Nazir Razak Glenn M. Surya Yusuf Zulkifli M. Ali Pri Notowidigdo Jeffrey Kairupan Armida S. Alisjahbana David R. Thomas 	<ol style="list-style-type: none"> Tigor M. Siahaan Wan Razly Abdullah Rita Mas'Oen Megawati Sutanto Vera Handajani John Simon Lani Darmawan Fransiska Oei Hedy Lopian Pandji P. Djajanegara 	<ol style="list-style-type: none"> Message from the President Commissioner Approval & Updates <ol style="list-style-type: none"> Update on Internal Audit Digital Road Map Risk Appetite Statement as of July 2017 Risk Posture 2018



No	Date	The Board of Commissioners Attend	The Board of Directors Attend	Agenda
5.	29 November 2017	1. Dato' Sri Nazir Razak 2. Glenn M. Surya Yusuf 3. Zulkifli M. Ali 4. Pri Notowidigdo 5. Jeffrey Kairupan 6. Armida S. Alisjahbana Invitee: 1. Tengku Dato' Sri Zafrul Tengku Abdul Aziz	1. Tigor M. Siahaan 2. Wan Razly Abdullah 3. Megawati Sutanto 4. Vera Handajani 5. John Simon 6. Lani Darmawan 7. Fransiska Oei 8. Hedy Lopian 9. Pandji P. Djajanegara 10. Rahardja Alimhamzah	1. Message from the President Commissioner 2. Approval & Updates a. RBB 2018 b. Recovery Plan c. Risk Appetite Statement as of October 2017. d. Data Analytics – Internal Audit

Board of Directors Meetings

- Meetings of the Board of Directors must be held at least once a month or whenever deemed necessary.
- Meetings of the Board of Directors with the Board of Commissioners must be held at least once every 3 (three) months or whenever deemed necessary.
- Members of the Board of Directors must physically attend at least 75% (seventy five percent) of the meetings per year.
- The Meeting is valid and entitled to take a valid and binding decision if attended/ represented by at least 2/3 (two thirds) of the total members of the Board of Directors.
- In the event of a member of the Board of Directors being unable to physically attend a Meeting, then he or she may attend a through teleconferencing/ telepresence.
- The minutes of the Board of Directors meetings must mention the physical presence or telepresence of each member of the Board of Directors.
- The Board of Directors meetings for 2017 were scheduled at the end of 2016 and uploaded on the Bank's website.
- The schedule of the Board Directors Meeting and Joint Meetings of the Board of Directors and Board of Commissioners in 2017 had been drawn up at the end of 2016 and approved in the Board of Directors Meeting on 20 December 2016.

Meeting Frequency and Attendance of Directors for 2017

Name	Attendance at the 39 Meetings of the Board of Directors	
	Attendance Figures	Attendance Rates
Tigor M. Siahaan	38	97%
Wan Razly Abdullah	39	100%
Rita Mas'Oen	36	92%
Megawati Sutanto	34	87%
Vera Handajani	36	92%
John Simon	33	84%
Lani Darmawan	35	90%
Fransiska Oei	38	97%
Hedy Lopian	34	87%
Pandji Djajanegara	36	92%
Rahardja Alimhamzah*)	15	93%

*) attendance calculated after effectively serving as a member of the Board of Directors since the EGMS on 24 August 2017, where , since 24 August 2017, Board of Directors Meetings had been held 16 (sixteen) times

POLICY, FREQUENCY, AND ATTENDANCE RATES OF THE BOARD OF COMMISSIONERS MEETINGS, THE BOARD OF DIRECTORS MEETINGS, AND JOINT MEETINGS OF THE BOARD OF COMMISSIONERS WITH THE BOARD OF DIRECTORS

The agenda of the 2017 Board of Directors Meetings

The meetings were held in the Kalimantan Meeting Room on 14th floor of Graha CIMB Niaga, Jl. Jend. Sudirman Kav 24, Jakarta, Indonesia

No	Meeting Date	Meeting Participant	Agenda
1	10 January 2017	<ol style="list-style-type: none"> Tigor M. Siahaan Wan Razly Abdullah Rita Mas'Oen Vera Handajani John Simon Lani Darmawan Fransiska Oei Pandji Djajanegara 	<ol style="list-style-type: none"> Consolidated Financial Performance - December 2016
2	17 January 2017	<ol style="list-style-type: none"> Tigor M. Siahaan Wan Razly Abdullah Rita Mas'Oen Megawati Sutanto Vera Handajani John Simon Lani Darmawan Fransiska Oei Hedy Lopian Pandji Djajanegara 	<ol style="list-style-type: none"> Confirmation of the Minutes of the previous Board of Directors Meeting Matters Arising from the previous Board of Directors Meetings Bank Business Plan Realization (RBB) Q IV 2016 RBB 2017 BNM Audit 2016 December 2016 - Stress Test Risk Profile Q4, 2016 & RBBR H2 2016 (Bank Only, Consolidated & UUS) Negotiation of Collective Labor Agreement (PKB) Commercial & Wholesale Funding CIMB Niaga Economic Forum 2017
3	23 January 2017	<ol style="list-style-type: none"> Tigor M. Siahaan Wan Razly Abdullah Rita Mas'Oen Megawati Sutanto Vera Handajani John Simon Lani Darmawan Fransiska Oei Hedy Lopian Pandji P. Djajanegara 	<ol style="list-style-type: none"> Year-end findings December 31, 2016 IT Enablement Roadmap
4	24 January 2017	<ol style="list-style-type: none"> Tigor M. Siahaan Wan Razly Abdullah Rita Mas'Oen Megawati Sutanto Vera Handajani John Simon Lani Darmawan Fransiska Oei Hedy Lopian Pandji Djajanegara 	<ol style="list-style-type: none"> Revised RBB 2017



No	Meeting Date	Meeting Participant	Agenda
5	31 January 2017	<ol style="list-style-type: none"> Tigor M. Siahaan Wan Razly Abdullah Vera Handajani Fransiska Oei Hedy Lapian Pandji P. Djajanegara Rita Mas'Oen Lani Darmawan 	<ol style="list-style-type: none"> Confirmation of the Minutes of the previous Board of Directors Meeting Matters arising from the previous Board of Directors Meetings Auto Business Alignment Plan Strategic Partner for a Reliable CIMB Niaga ATM & CDM Service Special Project Highway Unwinding Interest Concept
6	7 February 2017	<ol style="list-style-type: none"> Tigor M. Siahaan Wan Razly Abdullah Rita Mas'Oen Megawati Sutanto Vera Handajani John Simon Lani Darmawan Fransiska Oei Hedy Lapian Pandji P. Djajanegara 	<ol style="list-style-type: none"> Confirmation of the Minutes of the previous Board of Directors Meeting Matters arising from the previous Board of Directors Meetings AGMS 2017 Timeline, Agenda & Budget January 17 Consolidated Financial Performance Cirebon Initiatives Update T18 Approval for OC Presentation material on T18 and Kaiju
7	21 February 2017	<ol style="list-style-type: none"> Tigor M. Siahaan Wan Razly Abdullah Rita Mas'Oen Megawati Sutanto Vera Handajani Fransiska Oei Hedy Lapian Pandji Djajanegara 	<ol style="list-style-type: none"> Confirmation of the Minutes of the previous Board of Directors Meeting and Minutes of the Joint Meeting of the Board of Directors inviting the Board of Commissioners dated January 27, 2017 Internal Audit Report, January 2017 Approval of PWC Reappointment as Auditor for 2017 Financial Statements Sector Appetite, 2017 Uber & Grab update Loan Utilization alert
8	7 March 2017	<ol style="list-style-type: none"> Tigor M. Siahaan Wan Razly Abdullah Rita Mas'Oen Megawati Sutanto Vera Handajani John Simon Lani Darmawan Fransiska Oei Hedy Lapian Pandji Djajanegara 	<ol style="list-style-type: none"> Confirmation of the Minutes of the previous Board of Directors Meeting Matters arising from the previous Board of Directors Meetings Update on Microfinance Asset Sales Online account opening Creating a great onboarding experience for new hires. Process Improvements on project implementation Update & follow up on Bank Indonesia Regulation: Cheque Consolidated Financial Performance as of February 2017 HR Update <ol style="list-style-type: none"> Learning budget utilization 2016-2017 Mass Leave Policy Annual Cycle update 2017 KPI Framework BMC Off-Site Training

POLICY, FREQUENCY, AND ATTENDANCE RATES OF THE BOARD OF COMMISSIONERS MEETINGS, THE BOARD OF DIRECTORS MEETINGS, AND JOINT MEETINGS OF THE BOARD OF COMMISSIONERS WITH THE BOARD OF DIRECTORS

No	Meeting Date	Meeting Participant	Agenda
9	21 March 2017	<ol style="list-style-type: none"> 1. Tigor M. Siahaan 2. Wan Razly Abdullah 3. Rita Mas'Oen 4. Vera Handajani 5. Lani Darmawan 6. Fransiska Oei 7. Hedy Lopian 8. Pandji Djajanegara 	<ol style="list-style-type: none"> 1. Confirmation of the Minutes of the previous Board of Directors Meeting 2. Matters arising from the previous Board Meetings 3. Internal Audit Summary 4. Variety of Charges (TMM) & Variety of Debts (MMU) 5. Finance Update: <ol style="list-style-type: none"> A. Mid-Year Budget Meeting B. Benchmarking Top 10 Banks December 2016 C. Update on Tax Cases
10	4 April 2017	<ol style="list-style-type: none"> 1. Tigor M. Siahaan 2. Wan Razly Abdullah 3. Rita Mas'Oen 4. Megawati Sutanto 5. Vera Handajani 6. John Simon 7. Lani Darmawan 8. Fransiska Oei 9. Hedy Lopian 10. Pandji Djajanegara 	<ol style="list-style-type: none"> 1. Confirmation of the Minutes of the previous Board of Directors Meeting 2. Branch Operation Services during the Jakarta Governor Election on April 19, 2017 3. Demerit Framework and Workplace Wellness @CIMB 4. Internal Audit of CIMB Niaga Q1, 2017 performance ; review and 2017 initiatives: Foundation for 2018 - 2020 Road Map 5. RBB Realization in Q I, 2017 6. T18 In-Country Project Progress update and approval of membership
11	18 April 2017	<ol style="list-style-type: none"> 1. Tigor M. Siahaan 2. Wan Razly Abdullah 3. Rita Mas'Oen 4. Megawati Sutanto 5. Vera Handajani 6. John Simon 7. Lani Darmawan 8. Fransiska Oei 9. Hedy Lopian 10. Pandji Djajanegara 	<ol style="list-style-type: none"> 1. Confirmation of the Minutes of the previous Board of Directors Meeting 2. Branch Operation Services during the Jakarta Governor Election on April 19, 2017 3. Demerit Framework and Workplace Wellness @CIMB 4. Internal Audit of CIMB Niaga Q1, 2017 performance review and 2017 initiatives: Foundation for 2018-2020 Road Map 5. RBB Realization in Q I, 2017 6. T18 In-Country Project Progress update and approval of membership 7. IDR NCD and Shelf Registration Bond (PUB) II, Phase II Issuance 8. Annual General Shareholder Meeting (AGM) Extraordinary General Shareholder Meeting (EGM) ; Press Conference BUKU IV
12	2 May 2017	<ol style="list-style-type: none"> 1. Tigor M. Siahaan 2. Wan Razly Abdullah 3. Megawati Sutanto 4. Vera Handajani 5. John Simon 6. Lani Darmawan 7. Fransiska Oei 8. Hedy Lopian 9. Pandji Djajanegara 	<ol style="list-style-type: none"> 1. Confirmation of the Minutes of the previous Board of Directors Meeting 2. Manual MIS Report Management 3. Be the 1st Sharia Ambassador - Survey Result 4. Strategic Risk Framework - GMC Update 5. Final tax assessment 6. Consolidated financial performance as of April 2017
13	16 May 2017	<ol style="list-style-type: none"> 1. Tigor M. Siahaan 2. Wan Razly Abdullah 3. Rita Mas'Oen 4. Megawati Sutanto 5. Vera Handajani 6. John Simon 7. Lani Darmawan 8. Fransiska Oei 9. Pandji P. Djajanegara 	<ol style="list-style-type: none"> 1. Confirmation of the Minutes of the previous Board of Directors Meeting 2. Financial Information Service System (SILK) 3. Benchmarking Top 10 Banks 4. Revised RBB 2017



No	Meeting Date	Meeting Participant	Agenda
14	23 May 2017	<ol style="list-style-type: none"> 1. Tigor M. Siahaan 2. Wan Razly Abdullah 3. Rita Mas'Oen 4. Megawati Sutanto 5. Vera Handajani 6. John Simon 7. Lani Darmawan 8. Fransiska Oei 9. Pandji Djajanegara 	Government Regulation in Lieu of Law No 1/2017 - Access to Financial Information for Tax Interests
15	30 May 2017	<ol style="list-style-type: none"> 1. Tigor M. Siahaan 2. Wan Razly Abdullah 3. Rita Mas'Oen 4. Megawati Sutanto 5. John Simon 6. Lani Darmawan 7. Fransiska Oei 8. Pandji Djajanegara 	<ol style="list-style-type: none"> 1. Others
16	6 June 2017	<ol style="list-style-type: none"> 1. Tigor M. Siahaan 2. Wan Razly Abdullah 3. Rita Mas'Oen 4. Megawati Sutanto 5. Vera Handajani 6. John Simon 7. Fransiska Oei 8. Hedy Lopian 9. Pandji Djajanegara 	<ol style="list-style-type: none"> 1. Confirmation of the Minutes of the previous Board of Directors Meeting 2. The Use of External (Public Appraisers) and Internal Appraisal 3. Revised RBB 2017 4. Update Delegation of Authority (DoA) 2017 5. Consolidated financial performance as of May 17
17	13 June 2017	<ol style="list-style-type: none"> 1. Tigor M. Siahaan 2. Wan Razly Abdullah 3. Rita Mas'Oen 4. Vera Handajani 5. John Simon 6. Fransiska Oei 7. Hedy Lopian 8. Pandji P. Djajanegara 	<ol style="list-style-type: none"> 1. Internal Audit Summary as of May 2017 2. Request for approval of branch readiness for Lebaran Holiday 1438H
18	20 June 2017	<ol style="list-style-type: none"> 1. Tigor M. Siahaan 2. Wan Razly Abdullah 3. Rita Mas'Oen 4. Megawati Sutanto 5. John Simon 6. Lani Darmawan 7. Fransiska Oei 8. Hedy Lopian 9. Pandji Djajanegara 	<ol style="list-style-type: none"> 1. Confirmation of the Minutes of the previous Board of Directors Meeting 2. Extraordinary General Meeting of Shareholders 3. Compliance with Periodic Monitoring Review, 2017 4. Socialization of SEBI No.18/23/DStA concerning monitoring of foreign exchange activities of banks and customers 5. Sharia Banking update: <ol style="list-style-type: none"> A. UUS Spin-off Roadmap and Capital Addition Proposal B. Use of Religious Courts as a forum for settlement of disputes of Sharia Financial Institutions 6. Recovery Plan 7. ATM installation & monitoring process improvement 8. Mobile Office Apps 9. Others <ol style="list-style-type: none"> A. Revised RBB 2017 B. Payment System Project



POLICY, FREQUENCY, AND ATTENDANCE RATES OF THE BOARD OF COMMISSIONERS MEETINGS, THE BOARD OF DIRECTORS MEETINGS, AND JOINT MEETINGS OF THE BOARD OF COMMISSIONERS WITH THE BOARD OF DIRECTORS

No	Meeting Date	Meeting Participant	Agenda
19	11 July 2017	<ol style="list-style-type: none"> 1. Wan Razly Abdullah 2. Rita Mas'Oen 3. Megawati Sutanto 4. Vera Handajani 5. John Simon 6. Lani Darmawan 7. Fransiska Oei 8. Hedy Lopian 9. Pandji Djajanegara 	<ol style="list-style-type: none"> 1. Update on Microfinance Asset Sales
20	20 July 2017	<ol style="list-style-type: none"> 1. Tigor M. Siahaan 2. Wan Razly Abdullah 3. Rita Mas'Oen 4. Megawati Sutanto 5. Vera Handajani 6. John Simon 7. Lani Darmawan 8. Fransiska Oei 9. Hedy Lopian 10. Pandji P. Djajanegara 	<ol style="list-style-type: none"> 1. Confirmation of the Minutes of the previous Board of Directors Meeting 2. Risk Profile Q2, 2017 & RBBR H1,2017 3. Forecast & 3 Year Target 4. Internal Audit of CIMB Niaga Q2,, 2017 Performance Review 5. Realization of RBB of Q 2 , 2017 6. 'Shelter Our Home' in Kuala Lumpur 7. Update on Microfinance Asset Sales 8. Halal Bi Halal CIMB Niaga 1438H
21	1 August 2017	<ol style="list-style-type: none"> 1. Tigor M. Siahaan 2. Wan Razly Abdullah 3. Rita Mas'Oen 4. Megawati Sutanto 5. Vera Handajani 6. John Simon 7. Lani Darmawan 8. Fransiska Oei 9. Hedy Lopian 10. Pandji P. Djajanegara 	<ol style="list-style-type: none"> 1. Confirmation of the Minutes of the previous Board of Directors Meeting 2. Senior Bond Issuance PUB II Phase II, 2017 3. Integrated Risk Profile of CIMB Indonesia as of June 2017 4. Integrated Capital Adequacy Assessment of CIMB Indonesia 5. Framework for tagging and recognizing cross selling between Business & Consumer Banking 6. Product Codes Management 7. Strategic Risk Framework 8. Approval on T18 In-Country project benefit & timeline 9. Talent Management Framework
22	8 August 2017	<ol style="list-style-type: none"> 1. Tigor M. Siahaan 2. Wan Razly Abdullah 3. Rita Mas'Oen 4. Megawati Sutanto 5. Vera Handajani 6. Lani Darmawan 7. Fransiska Oei 8. Hedy Lopian 9. Pandji P. Djajanegara 	<ol style="list-style-type: none"> 1. July 2017 Consolidated Financial Statements 2. Material Drafts for BNM 3. Update the process and approval of micro finance asset sales



No	Meeting Date	Meeting Participant	Agenda
23	15 August 2017	<ol style="list-style-type: none"> Tigor M. Siahaan Wan Razly Abdullah Rita Mas'Oen Megawati Sutanto Vera Handajani Lani Darmawan Fransiska Oei Hedy Lopian Pandji P. Djajanegara John Simon 	<ol style="list-style-type: none"> Confirmation of the Minutes of the previous Board of Directors Meeting Internal Audit Update: <ol style="list-style-type: none"> Mid-Year Review of 2017 Audit Plan Independent Review results of Internal Audit Function Result of Risk Culture Survey Benchmarking Top 10 Banks CIMB Niaga Information Security Framework Media Relation update <ol style="list-style-type: none"> Media Relations Event & Sponsorship Update and approval of Microfinance Asset Sale
24	29 August 2017	<ol style="list-style-type: none"> Tigor M. Siahaan Wan Razly Abdullah Rita Mas'Oen Megawati Sutanto Vera Handajani John Simon Lani Darmawan Fransiska Oei Hedy Lopian Pandji Djajanegara Alimhamzah 	<ol style="list-style-type: none"> Confirmation of the Minutes of the previous Board of Directors Meeting CIMB Niaga Group - wide Stress Test result, June 30, 2017 Strategy in Managing NPL Target for 2018 Share Buyback & Loyalty programs (Shares Grant and MESOP) Bond Issuance Proposal: IDR Shelf Registration Bond (PUB) II Phase III, 2017 National Customer Day
25	5 September 2017	<ol style="list-style-type: none"> Tigor M. Siahaan Wan Razly Abdullah Rita Mas'Oen Megawati Sutanto Vera Handajani John Simon Lani Darmawan Fransiska Oei Hedy Lopian Rahardja Alimhamzah 	<ol style="list-style-type: none"> Confirmation of the Minutes of the previous Board of Directors Meeting Consolidated Financial Performance - August 2017
26	11 September 2017	<ol style="list-style-type: none"> Tigor M. Siahaan Wan Razly Abdullah Rita Mas'Oen Megawati Sutanto Vera Handajani John Simon Lani Darmawan Fransiska Oei Hedy Lopian Rahardja Alimhamzah 	<ol style="list-style-type: none"> Budget Meeting and Leadership Conference



POLICY, FREQUENCY, AND ATTENDANCE RATES OF THE BOARD OF COMMISSIONERS MEETINGS, THE BOARD OF DIRECTORS MEETINGS, AND JOINT MEETINGS OF THE BOARD OF COMMISSIONERS WITH THE BOARD OF DIRECTORS

No	Meeting Date	Meeting Participant	Agenda
27	19 September 2017	<ol style="list-style-type: none"> Tigor M. Siahaan Wan Razly Abdullah Rita Mas'Oen Megawati Sutanto Vera Handajani John Simon Lani Darmawan Fransiska Oei Hedy Lopian Rahardja Alimhamzah 	<ol style="list-style-type: none"> Confirmation of the Minutes of the previous Board of Directors Meeting Cognos upgrade 2018 Target Branch re-structuring Business Banking Loan Approval & Disbursement Data YTD, 2017 Sharia Banking Competitive Benchmarking - June 2017 Redefining the learning experience for bankers. Learning on The Go (LoG)
28	26 September 2017	<ol style="list-style-type: none"> Tigor M. Siahaan Wan Razly Abdullah Rita Mas'Oen Vera Handajani John Simon Lani Darmawan Fransiska Oei Hedy Lopian Pandji Djajanegara Rahardja Alimhamzah 	<ol style="list-style-type: none"> 1P Project Benefit/Revenue Tracking The Color Run, CIMB Niaga
29	3 October 2017	<ol style="list-style-type: none"> Tigor M. Siahaan Wan Razly Abdullah Rita Mas'Oen Megawati Sutanto Vera Handajani John Simon Lani Darmawan Fransiska Oei Hedy Lopian Pandji P. Djajanegara Rahardja Alimhamzah 	<ol style="list-style-type: none"> Confirmation of the Minutes of the previous Board of Directors Meeting Proposal of BoD Charter amendment Consolidated financial performance, September 2017 Sharia Banking Budget for 2018
30	17 October 2017	<ol style="list-style-type: none"> Tigor M. Siahaan Wan Razly Abdullah Rita Mas'Oen Megawati Sutanto Vera Handajani John Simon Fransiska Oei Lani Darmawan Hedy Lopian Pandji P. Djajanegara Rahardja Alimhamzah 	<ol style="list-style-type: none"> Confirmation of the Minutes of the previous Board of Directors Meeting Audit Plan of PT Bank CIMB Niaga Internal Audit of CIMB Niaga Q3, 2017 performance review Risk Profile Q3, 2017 Bank Only, Consolidated & Syariah Business Unit Realization of RBB for Q 3, 2017 RBB 2018 Target 2018 CIMB Niaga Peduli OPeRA Leadership Award, 2017; ABC Torch of Recognition



No	Meeting Date	Meeting Participant	Agenda
31	24 October 2017	<ol style="list-style-type: none"> Tigor M. Siahaan Wan Razly Abdullah Rita Mas'Oen Megawati Sutanto Vera Handajani Lani Darmawan Fransiska Oei Hedy Lopian Pandji P. Djajanegara Rahardja Alimhamzah 	Project approval to enter New Business
32	31 October 2017	<ol style="list-style-type: none"> Tigor M. Siahaan Wan Razly Abdullah Rita Mas'Oen Megawati Sutanto Vera Handajani Lani Darmawan Fransiska Oei Hedy Lopian Pandji Djajanegara Rahardja Alimhamzah 	<ol style="list-style-type: none"> Confirmation of the Minutes of the previous Board of Directors Meeting Hitting the ground running, Post- Belitung Oct 2017 Opening account forms for cross sell Foundation software Trade Finance Business update Namaste Festival, 2017
33	7 November 2017	<ol style="list-style-type: none"> Tigor M. Siahaan Wan Razly Abdullah Rita Mas'Oen Megawati Sutanto Vera Handajani John Simon Lani Darmawan Fransiska Oei Hedy Lopian Pandji P. Djajanegara 	<ol style="list-style-type: none"> Confirmation of the Minutes of the previous Board of Directors Meeting Islamic Bonds Issuance Proposal Signature verification , non- retail lending Non-Individual Account Stakeholder data update Consolidated F financial P performance, - October 2017 Benchmarking Top, 10 Sep 2017 Financial Information Service System (SliK) CIMB Niaga Indonesia Open Aquatic Championship
34	14 November 2017	<ol style="list-style-type: none"> Tigor M. Siahaan Wan Razly Abdullah Rita Mas'Oen Megawati Sutanto Vera Handajani Lani Darmawan Fransiska Oei Hedy Lopian Pandji Djajanegara Rahardja Alimhamzah 	<ol style="list-style-type: none"> RBB 2018



POLICY, FREQUENCY, AND ATTENDANCE RATES OF THE BOARD OF COMMISSIONERS MEETINGS, THE BOARD OF DIRECTORS MEETINGS, AND JOINT MEETINGS OF THE BOARD OF COMMISSIONERS WITH THE BOARD OF DIRECTORS

No	Meeting Date	Meeting Participant	Agenda
35	21 November 2017	<ol style="list-style-type: none"> 1. Tigor M. Siahaan 2. Wan Razly Abdullah 3. Rita Mas'Oen 4. Megawati Sutanto 5. Vera Handajani 6. John Simon 7. Lani Darmawan 8. Fransiska Oei 9. Pandji P. Djajanegara 10. Rahardja Alimhamzah 	<ol style="list-style-type: none"> 1. Confirmation of the Minutes of the previous Board of Directors Meeting 2. Proposal of revised 2017 Audit Plan, data analytics and October 2017 Internal Audit Summary. 3. Periodic review of the Internal Capital Adequacy Assessment Process (ICAAP) Policy 4. Protocol Communication for data sharing between CIMB Niaga and CIMB Group 5. RBB 2018 and RBB 2018, Products & Network
36	28 November 2017	<ol style="list-style-type: none"> 1. Tigor M. Siahaan 2. Wan Razly Abdullah 3. Megawati Sutanto 4. Vera Handajani 5. John Simon 6. Fransiska Oei 7. Hedy Lopian 8. Pandji P. Djajanegara 9. Rahardja Alimhamzah 	<ol style="list-style-type: none"> 1. Recovery Plan
37	5 December 2017	<ol style="list-style-type: none"> 1. Tigor M. Siahaan 2. Wan Razly Abdullah 3. Megawati Sutanto 4. Vera Handajani 5. John Simon 6. Lani Darmawan 7. Hedy Lopian 8. Pandji P. Djajanegara 9. Rahardja Alimhamzah 	<ol style="list-style-type: none"> 1. Confirmation of the Minutes of the previous Board of Directors Meeting 2. 1P as a transformation tool 3. Updates on information security 4. Unsecured Lending Business 1 Credit Card System 5. 2018 Audit Plan 6. November 2017 Consolidated Financial Performance 7. Purchase proposal of office space at Sentraya Tower
38	12 December 2017	<ol style="list-style-type: none"> 1. Tigor M. Siahaan 2. Wan Razly Abdullah 3. Rita Mas'Oen 4. Megawati Sutanto 5. Vera Handajani 6. John Simon 7. Lani Darmawan 8. Fransiska Oei 9. Hedy Lopian 10. Pandji Djajanegara 11. Rahardja Alimhamzah 	<ol style="list-style-type: none"> 1. Interim Audit Findings and early warnings for the year-end audit 2. Corporate Mobile Phone CUG



No	Meeting Date	Meeting Participant	Agenda
39	19 December 2017	<ol style="list-style-type: none"> 1. Tigor M. Siahaan 2. Wan Razly Abdullah 3. Rita Mas'Oen 4. Megawati Sutanto 5. Vera Handajani 6. John Simon 7. Lani Darmawan 8. Fransiska Oei 9. Hedy Lopian 10. Pandji Djajanegara 11. Rahardja Alimhamzah 	<ol style="list-style-type: none"> 1. Confirmation of the Minutes of the previous Board of Directors Meeting 2. Lease of Mount Geulis, 2018-2023 3. Bankwide cleaning initiative, 'Care with Our Home' 4. Business Continuity Management (BCM), 2017 activities update 5. 2017 Christmas & Year-End Activities 6. Formal Tax Audit Findings, Year 2013 7. EXCO Parameters amendment 8. Contingency Funding Plan testing

Joint Meeting of the Board of Directors inviting the Board of Commissioners

Name	Attendance at the 5 Joint Meetings of the Board of Directors inviting the Board of Commissioners	
	Attendance Figures	Attendance Rates
Tigor M. Siahaan	5/5	100%
Wan Razly Abdullah	5/5	100%
Rita Mas'Oen	4/5	80%
Megawati Sutanto	5/5	100%
Vera Handajani	5/5	100%
John Simon	5/5	100%
Lani Darmawan	5/5	100%
Fransiska Oei	5/5	100%
Hedy Lopian	5/5	100%
Pandji Djajanegara	5/5	100%
Rahardja Alimhamzah*)	1/1	100%

*) attendance calculated after effectively serving as a member of the Board of Directors since the EGMS on 24 August 2017, where, since 24 August, the Board of Directors joint meeting with the Board of Commissioners was held 1 (one) time

POLICY, FREQUENCY, AND ATTENDANCE RATES OF THE BOARD OF COMMISSIONERS MEETINGS, THE BOARD OF DIRECTORS MEETINGS, AND JOINT MEETINGS OF THE BOARD OF COMMISSIONERS WITH THE BOARD OF DIRECTORS

Agenda of the Joint Meetings of the Board of Directors inviting the Board of Commissioners in 2017

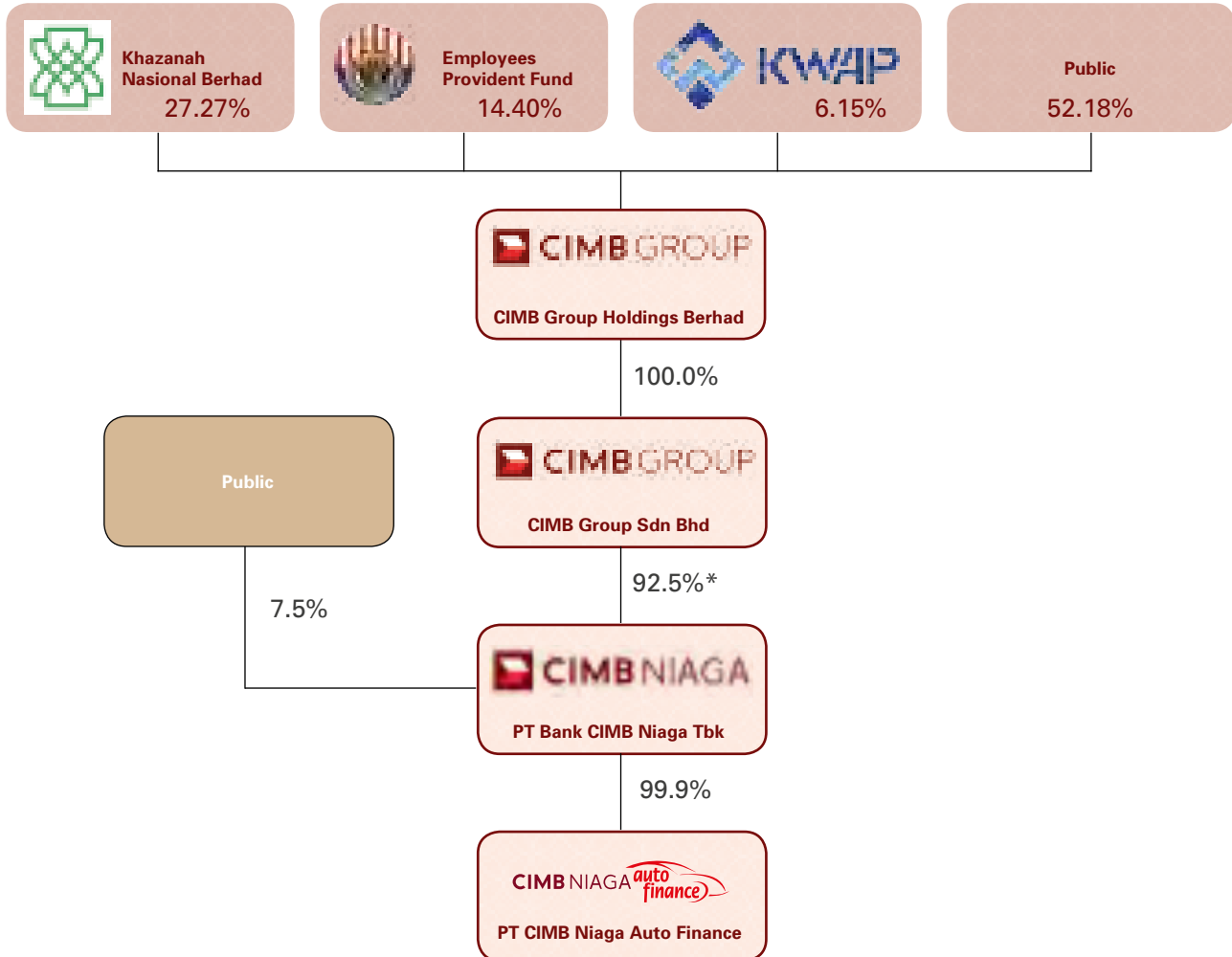
The meetings were held in the Kalimantan meeting room on 14th floor, Graha CIMB Niaga, Jl. Jend. Sudirman Kav 58, Jakarta, Indonesia

No	Meeting Date	The Board of Directors in Attendance	The Board of Commissioners in Attendance	Agenda
1	27 January 2017	<ol style="list-style-type: none"> Tigor M. Siahaan Wan Razly Abdullah Rita Mas'Oen Megawati Sutanto Vera Handajani John Simon Lani Darmawan Fransiska Oei Hedy Lopian Pandji P. Djajanegara 	<ol style="list-style-type: none"> Dato' Sri Nazir Razak Glenn M. Surya Yusuf Zulkifli M. Ali Pri Notowidigdo Jeffrey Kairupan Armida S. Alisjahbana David R. Thomas 	<ol style="list-style-type: none"> Message from the President Director Financial performance report for December 2016
2	25 April 2017	<ol style="list-style-type: none"> Tigor M. Siahaan Wan Razly Abdullah Rita Mas'Oen Megawati Sutanto Vera Handajani John Simon Lani Darmawan Fransiska Oei Hedy Lopian Pandji P. Djajanegara 	<ol style="list-style-type: none"> Dato' Sri Nazir Razak Glenn M. Surya Yusuf Zulkifli M. Ali Pri Notowidigdo Jeffrey Kairupan Armida S. Alisjahbana David R. Thomas 	<ol style="list-style-type: none"> Message from the President Director Financial performance report for March 2017
3	24 July 2017	<ol style="list-style-type: none"> Tigor M. Siahaan Wan Razly Abdullah Rita Mas'Oen Megawati Sutanto Vera Handajani John Simon Lani Darmawan Fransiska Oei Hedy Lopian Pandji P. Djajanegara 	<ol style="list-style-type: none"> Dato' Sri Nazir Razak Glenn M. Surya Yusuf Zulkifli M. Ali Pri Notowidigdo Jeffrey Kairupan Armida S. Alisjahbana David R. Thomas 	<ol style="list-style-type: none"> Message from the President Director Financial performance report for June 2017



No	Meeting Date	The Board of Directors in Attendance	The Board of Commissioners in Attendance	Agenda
4	24 August 2017	1. Tigor M. Siahaan 2. Wan Razly Abdullah 3. Rita Mas'Oen 4. Megawati Sutanto 5. Vera Handajani 6. John Simon 7. Lani Darmawan 8. Fransiska Oei 9. Hedy Lopian 10. Pandji P. Djajanegara	1. Dato' Sri Nazir Razak 2. Glenn M. Surya Yusuf 3. Zulkifli M. Ali 4. Pri Notowidigdo 4. Jeffrey Kairupan 6. Armida S. Alisjahbana 7. David R. Thomas	1. Message from the President Director (CEO) 2. Financial performance report for July 2017
5	29 November 2017	1. Tigor M. Siahaan 2. Wan Razly Abdullah 3. Megawati Sutanto 4. Vera Handajani 5. John Simon 6. Lani Darmawan 7. Fransiska Oei 8. Hedy Lopian 9. Pandji P. Djajanegara 10. Rahardja Alimhamzah	1. Dato' Sri Nazir Razak 2. Glenn M. Surya Yusuf 3. Zulkifli M. Ali 4. Pri Notowidigdo 4. Jeffrey Kairupan 6. Armida S. Alisjahbana Invite: 1. Tengku Dato' Sri Zafrul Tengku Abdul Aziz	1. Message from the President Director 2. Financial performance report for October 2017

Information on Major Shareholders and Controllers



Per December 2017

*Includes PT Commerce Kapital 1.02%

Affiliations Between the Boards of Commissioners and Directors, and the Controlling Shareholders

The Board of Commissioners and the Board of Directors of CIMB Niaga always maintain their independence and have no conflict of interest that may interfere with their ability to perform the duties in a professional and objective manner. All members of the Board of Commissioners and Board of Directors of CIMB Niaga have no affiliation, either in terms of family or financial relationship with (other) members of the Board of Commissioners and/or Board of Directors, and the Controlling Shareholders.

Board of Commissioners

No.	Name	Family Relationship with						Financial Relations with					
		Board of Commissioners		Board of Directors		Controlling Shareholders		Board of Commissioners		Board of Directors		Controlling Shareholders	
		Yes	No	Yes	No	Yes	No	Yes	No	Yes	No	Yes	No
BOARD OF COMMISSIONERS													
1.	Dato' Sri Nazir Razak	-	√	-	√	-	√	-	√	-	√	√	-
2.	Glenn Muhammad Surya Yusuf	-	√	-	√	-	√	-	√	-	√	√	-
3.	Pri Notowidigdo	-	√	-	√	-	√	-	√	-	√	-	√
4.	Zulkifli M. Ali	-	√	-	√	-	√	-	√	-	√	-	√
5.	Armida Salsiah Alisjahbana	-	√	-	√	-	√	-	√	-	√	-	√
6.	Jeffrey Kairupan	-	√	-	√	-	√	-	√	-	√	-	√
7.	David Richard Thomas	-	√	-	√	-	√	-	√	-	√	√	-
8.	Ahmad Zulqarnain Onn*)	-	√	-	√	-	√	-	√	-	√	√	-
9.	Tengku Dato' Sri Zafrul Tengku Abdul Aziz**)	-	√	-	√	-	√	-	√	-	√	√	-

*) Resigned effective since the Extraordinary GMS, 24 August 2017

***) Appointed in the Extraordinary GMS, 24 August 2017 and effective serves as Commissioner on 16 March 2018

Board of Directors

No.	Name	Family Relationship with						Financial Relations with					
		Board of Commissioners		Board of Directors		Controlling Shareholders		Board of Commissioners		Board of Directors		Controlling Shareholders	
		Yes	No	Yes	No	Yes	No	Yes	No	Yes	No	Yes	No
BOARD OF DIRECTORS													
1.	Tigor M. Siahaan	-	√	-	√	-	√	-	√	-	√	-	√
2.	Wan Razly Abdullah	-	√	-	√	-	√	-	√	-	√	-	√
3.	Rita Mas 'Oen	-	√	-	√	-	√	-	√	-	√	-	√
4.	Megawati Sutanto	-	√	-	√	-	√	-	√	-	√	-	√
5.	Vera Handajani	-	√	-	√	-	√	-	√	-	√	-	√
6.	John Simon	-	√	-	√	-	√	-	√	-	√	-	√
7.	Lani Darmawan	-	√	-	√	-	√	-	√	-	√	-	√
8.	Fransiska Oei	-	√	-	√	-	√	-	√	-	√	-	√
9.	Hedy Lapian	-	√	-	√	-	√	-	√	-	√	-	√
10.	Pandji P. Djajanegara	-	√	-	√	-	√	-	√	-	√	-	√
11.	Rahardja Alimhamzah ^{*)}	-	√	-	√	-	√	-	√	-	√	-	√

*) Effectively served as a Director since the EGMS dated 24 August 2017



Board of Commissioners' Committees

AUDIT COMMITTEE

The Audit Committee was established to assist the Board of Commissioners in performing its oversight function particularly on the implementation and reporting of financial reports, adequacy of risk management and internal control, effectively and independently. The Audit Committee also monitors CIMB Niaga's compliances with the applicable laws and regulations.

Legal References

The establishment of the Audit Committee of CIMB Niaga is based on the following regulations:

1. Regulation of Financial Services Authority (POJK) No. 55/POJK.04/2015 dated 23 December 2015 on the Establishment and Work Guidelines of the Audit Committee.
2. POJK No. 33/POJK.04/2014 dated 8 December 2014 on the Boards of Commissioners and Directors of Issuer or Public Company.
3. POJK No. 55/POJK.03/2016 dated 7 December 2016 on the Implementation of Corporate Governance for Commercial Banks.
4. Circular of Financial Services Authority (SEOJK) No. 13/SEOJK.03/2017 dated 17 March 2017 on the Implementation of Good Corporate Governance for Commercial Banks.
5. POJK No. 46/POJK.03/2017 dated 12 July 2017 on the Implementation of the Compliance Function of Commercial Banks.
6. Circular of Bank Indonesia (SEBI) No. 13/28/DPNP dated 9 December 2011 on the Implementation of the Anti Fraud Strategy for Commercial Banks.
7. Articles of Association of CIMB Niaga.

Audit Committee Charter

The CIMB Niaga's Audit Committee established the Charter or Guidelines that govern the membership, structure, authorities, duties and responsibilities, meetings, activities, and standard operating procedures of the Audit Committee in conducting its functions. The Audit Committee charter was last updated on 21 March 2016 and is uploaded to the Bank's website. Furthermore, the Audit Committee charter shall be periodically reviewed in order to ensure its compliance with the latest applicable regulations and Bank's needs.

Structure and Membership

The membership and composition, as well as the independence of members of the Audit Committee has comply with the provisions of the competent authority. The CIMB Niaga Audit Committee for the period of 2017 consisted of 1 (one) Chairman who is an Independent Commissioner, 1 (one) member who is an Independent Commissioner and 2 (two) members who are non-commissioner members as Independent Parties with the requisite competence and qualifications in banking accounting and finance.

Members of the Audit Committee were appointed based on Nomination and Remuneration Committee Recommendation of PT Bank CIMB Niaga Tbk No. 006/NOMREM/KP/III/2016 dated 23 March 2016, as approved by Board of Commissioners Circular Decision Letter No. 007/DEKOM/KP/IV/ 2016 dated 6 April 2016. The appointment was effective at the close of the 2016 AGMS up to the close of the 2020 AGMS.

Audit Committee Membership Composition in 2017

No	Name	Position in Bank	Position in the Committee	Period Position
1	Zulkifli M. Ali	Independent Commissioner	Chairman	2016 - 2020
2	Jeffrey Kairupan	Independent Commissioner	Member	2016 - 2020
3	Mawar I. R. Napitupulu	Independent Party	Member	2016 - 2020
4	Yap Tjay Soen	Independent Party	Member	2016 - 2020



Qualifications and Profiles of the Audit Committee Members

Member Profile	Career Background	Education
 Zulkifli M. Ali Chairman	<p>Appointed as Chairman of the Audit Committee at the AGMS on 15 April 2016 and concurrently serves as Chairman of the Risk Oversight Committee. He also serves as an Independent Commissioner.</p> <p>Complete profile is listed in the Board of Commissioners Profiles.</p>	<p>Listed in the Board of Commissioners Profiles.</p>
 Jeffrey Kairupan Member	<p>Appointed as member of the Audit Committee at the AGMS on 15 April 2016. He also serves as an Independent Commissioner.</p> <p>Complete profile is listed in the Board of Commissioners.</p>	<p>Listed in the Board of Commissioners Profiles.</p>
 Mawar I.R. Napitupulu Member	<p>Indonesian citizen, 55 years old. Appointed as member of Audit Committee since March 2013.</p> <p>Currently, Mawar I.R. Napitupulu serves as Senior Managing Partner in the Public Accounting Firm of Amir Abadi Jusuf, Aryanto, Mawar & Associates (RSM Indonesia), Chairwoman of the Professional Honorary Committee Indonesian Institute of Certified Public Accountants, and Lecturer at Faculty of Economics, University of Indonesia.</p>	<p>Bachelor Degree in Accounting from the Faculty of Economics University of Indonesia in 1986 and MBA Degree in Finance from the Katholieke Universiteit Leuven, Belgium in 1990.</p>
 Yap Tjay Soen Member	<p>Indonesian citizen, 64 years old. Appointed as member of the Audit Committee since AGMS on 15 April 2016.</p> <p>Previously, Yap Tjay Soen served as Managing Director and Chief Financial Officer at PT Bank Negara Indonesia Tbk from 2008 to March 17, 2015. President Director and Group CEO of PT Tuban Petrochemical Industries (2002-2007), Vice President Director of Bank International Indonesia (1999-2001), Chief Operating Officer of Asia Food & Properties Singapore (1998-1999), Astra International (1989-1988), Vice President of Citibank Indonesia (1980-1988).</p>	<p>Bachelor Degree in Mechanical Engineering from McGill University in 1976 and a Master of Business Administration in 1980 from McGill University, Montreal Canada.</p>



BOARD OF COMMISSIONERS' COMMITTEES

Training for Independent Party of Audit Committee in 2017

Name	Type of Training/Seminar/Workshop/ Knowledge Sharing	Training Objectives	Organizer	Date and Place
Mawar Napitupulu	Seminar - "The Active Role of Public Accountants in Increasing State Revenue"		Indonesian Institute of Public Accountants (IAPI)	27 July 2017 Jakarta
	Workshop of Capital Market Accountant Forum (FAPM)		Indonesian Institute of Public Accountants (IAPI)	9 August 2017 Jakarta
	Training on Accounting and Audit Aspects in Preparation of Financial Statements of Financing Institutions		Indonesian Institute of Public Accountants (IAPI)	24 November 2017 Jakarta
	Mandatory Guidance and Supervision Workshop of Public Accountants - PPPK		Ministry of Finance PPPK	28 November 2017 Jakarta
	Banking Workshop on Accounting Aspect of Financial Instruments in Bank Financial Statements and Audit Aspects		Indonesian Institute of Public Accountants (IAPI) and OJK	5 December 2017 Jakarta

Term of Office

The term of office of Audit Committee members shall not be longer than the term of office of the Board of Commissioners in accordance with POJK No. 55/POJK.04/2015, the Audit Committee Charter and can only be re-elected for one more term. The term of office of members of the Audit Committee that are appointed within a Board of Commissioners term of office will automatically end together with such Board of Commissioners term of office.

Independence of Audit Committee

All members of the Audit Committee have met all the established criteria of independency and are able to carry out their duties independently, and uphold the interests of the Bank without the influence by any party. This can be observed from the Audit Committee membership, which consists of 1 (one) Chairman who is an Independent Commissioner, 1 (one) Member who is an Independent Commissioner and 2 (two) non-Commissioner members as Independent Parties.

Duties, Responsibilities and Authorities

In conducting its functions, the Audit Committee has the following duties and responsibilities:

1. To review financial information to be issued by the Bank to the public and/ or authorities, including: financial reports, projections, and other reports related to the Bank's financial information.
2. To review the compliance to the regulations relevant with the Bank's activities.
3. To provide an independent opinion in the event of a disagreement between management and the Public Accountant regarding the services provided.
4. To provide recommendation to the Board of Commissioners regarding the appointment of the Public Accountant Firm by taking into account the independency, scope of the assignment and fees; to discuss the nature and scope of the proposed audit plan; to review the adequacy of audit by taking into account all crucial risks; and to ensure coordination should more than one Public Accountant Firm are assigned.
5. To review the audit implementation by Internal Audit.
6. To examine the planning, execution, and oversee of the follow-up implementation by the Board of Directors on internal and external audit findings.
7. To review and report to the Board of Commissioners on complaints relating to the Bank's accounting and financial reporting, including allegations of improper decisions by Board of Directors meetings or any deviation from carrying out a Board of Directors meeting decision. If necessary, the Audit Committee may conduct an examination, either by the Audit Committee itself or by assigning a third party. The report shall be submitted to the Board of Commissioners no later than two (2) business days after the completion of the report.
8. To review and provide advice to the Board of Commissioners related to any potential conflicts of interest of the Bank.

9. To assist the Board of Commissioners in conducting active supervision on the Compliance Function by:
 - a. Evaluating the implementation of the Compliance Function are in compliance with Bank's internal regulations and prevailing laws and regulations relating to the activities of the Bank at least 2 (two) times in one (1) year.
 - b. Providing suggestions to enhance the quality of the Bank's Compliance Function.
10. To assist the Board of Commissioners in conducting active supervision on the implementation of Anti-Fraud strategy by reviewing the Anti-Fraud Implementation Strategy Report submitted by the Anti-Fraud Management.
11. To provide recommendations to the Board of Commissioners on the appointment, dismissal, and performance assessment of the Chief Audit Executive.
12. To maintain the confidentiality of the Bank's documents, data, and information.

Duties Implementation in 2017

The activities and recommendations generated by the Audit Committee during 2017 are as follows:

1. Review the accountability and transparency of Bank's financial statements
2. Review the implementation of the 1Platform project
3. Review the robustness of the compliance and internal control structure of the Bank
4. Review the effectiveness of fraud investigation, detection, and prevention
5. Review the Digital Banking road map
6. Review the implementation of IFRS 9

Audit Committee Reporting

The Audit Committee reported their activities and recommendations to the Board of Commissioners on a regular basis.

Audit Committee Meeting and Meeting Attendance

The Audit Committee Charter stipulates that the Audit Committee shall hold meeting at least once every 3 (three) months and the members must physically attend in person at least two (2) times a year. Meetings can only be held if attended by at least 51% (fifty one percent) of total members, including the Independent Commissioner and Independent Parties.

During 2017, the Audit Committee held 12 (twelve) meetings, which included the ratification of minutes of the previous meetings, discussion of matters from previous meetings requiring follow-up, and other substantive matters requiring Audit Committee attention.

Table of Attendance of Audit Committee Meetings for January - December 2017

Name	Attendance at the Audit Committee meeting	Physical Presence	Attendance through teleconference or telepresence	Attendance Rates
Zulkifli M. Ali	12	12	-	100%
Jeffrey Kairupan	11	11	-	92%
Mawar IR Napitupulu	11	11	-	92%
Yap Tjay Soen	12	12	-	100%



Performance
Highlights



Management
Reports



Company
Profile



Management Discussion
and Analysis



Risk
Management

BOARD OF COMMISSIONERS' COMMITTEES

Meetings throughout 2017 discussed the following agenda:

1. Meeting with the Finance Director and executive officers to:
 - a. Review the financial reports including: financial statement presentation, accounting treatment, and compliance with generally accepted accounting principles/practices.
 - b. Review the Bank's financial performance and the adequacy of the published financial statements and reporting to the authorities.
 - c. Discuss recommendations as well as progress of follow-ups on the external auditor's audit findings.
2. Meeting with the Chief Audit Executive to:
 - a. Discuss the audit plan, audit scope, audit findings, follow-up of audit findings, and the adequacy of the internal control systems,
 - b. Performance of Internal Audit.
3. Meeting with the Compliance Director to:
 - a. Discuss the recommendations as well as progress of follow-ups to the audit recommendations from Financial Services Authority, Bank Indonesia and Bank Negara Malaysia.
 - b. Discuss the possibility of compliance risk in the area of human resources and penalties from the Bank Indonesia. In addition, discuss lessons learned from on-going cases.
 - c. Discussing new rules and regulations and their impacts on Bank
4. Meeting with the Anti-Fraud Management (AFM) to discuss:
 - a. Fraud Prevention Program, such as the Anti-Fraud Campaign, Anti-Fraud Awareness Training to staff, Anti-Fraud Awareness dissemination of information to the customers, as well as E-learning and certification of Policy and Procedure for CIMB Preferred and CIMB Private Banking.
 - b. Investigation on 2017 fraud cases as well as monitoring of sanctions imposed to the perpetrators of fraud.
 - c. Detection of fraud through the ACL (Audit Command Language) fraud detection system.
 - d. Thematic review on several Bank's operational processes.
5. Meeting with the Public Accountant to discuss the audit plan, audit scope, audit findings, audit recommendations, and management letter submitted.
6. Meeting with related Directors and work units to ensure the adequacy of internal control systems in the management of Non-Performing Assets, Non-Performing Loans (NPL) in the Corporate and Commercial Banking units, as well as the status of key projects in 2017.

In addition to those meetings, the Audit Committee periodically has provided activity reports and recommendations to the Board of Commissioners.



Work Plan for 2018

The Audit Committee has established 2018 work plan with emphasis on:

1. Conduct a study of the accountability and transparency of the financial statements
2. Assess the robustness of the Bank's compliance and internal control structure
3. Conduct a study on the effectiveness of prevention, detection and investigation of fraud
4. Conduct a study of the Digital Banking road map
5. Conduct a study on Anti Money Laundering Act

The composition, structure and terms of membership, duties and responsibilities, authority, the full implementation of the meeting and reporting are contained in the Audit Committee Charter uploaded on the Bank's website.

Zulkifli M. Ali
Chairman

Jeffrey Kairupan
Member

Mawar I.R. Napitupulu
Member (Independent Party)

Yap Tjay Soen
Member (Independent Party)



BOARD OF COMMISSIONERS' COMMITTEES

NOMINATION AND REMUNERATION COMMITTEE

The Nomination and Remuneration Committee (NRC) was established by the Board of Commissioners to assist the Board of Commissioners in performing supervisory responsibilities for the implementation of the nomination and remuneration policies for the Board of Commissioners, Board of Directors, Sharia Supervisory Board (DPS), Committee members at the level of Board of Commissioners and all Bank employees based on the prevailing requirements.

Legal References

The establishment of the NRC is based on the following regulations:

1. POJK No. 55/POJK.03/2016 dated 7 December 2016 on the Implementation of Corporate Governance for Commercial Banks.
2. PBI No. 11/33/PBI/2009 dated 7 December 2009 on the Implementation of Good Corporate Governance for Sharia Commercial Banks and Sharia Business Units.
3. POJK No. 34/POJK.04/2014 dated 8 December 2014 on the Nomination and Remuneration Committee of Issuers or Public Companies.
4. POJK No. 45/POJK.03/2015 dated 23 December 2015 on the Implementation of Good Corporate Governance in the Provision of Remuneration for Commercial Banks.
5. POJK No. 9/POJK.03/2016 dated 26 January 2016 on Prudential Principles for Commercial Banks in Performing Transfer of Selected Work to Other Parties.
6. POJK No. 59 / POJK.03 / 2017 regarding the Implementation of Good Corporate Governance in the remuneration of Sharia Commercial Banks and Sharia Business Units.
7. SEOJK No. 13/SEOJK.03/2017 dated 17 March 2017 on the Implementation of Good Corporate Governance for Commercial Banks.
8. SEOJK No. 40/SEOJK.03/2016 dated 26 September 2016 on the the Implementation of Corporate Governance in the remuneration for Commercial Banks.

Nomination and Remuneration Committee Charter

The NRC has established NRC Charter which has adapted with POJK No. 34/POJK.04 /2014. The most NRC Charter was last updated on 26 February 2016 and is uploaded on the Bank's website. Furthermore, the NRC Charter shall be periodically reviewed in order to ensure its compliance with the latest applicable regulations.

Structure and Membership

Membership, composition, as well as the independence of members of the NRC comply with the prevailing regulations. In 2017, NRC of CIMB Niaga consisted of 2 (two) Independent Commissioners and 1 (one) Bank's Executive Officer in charge of Human Resources.





Members of the Nomination and Remuneration Committee were appointed based on Recommendation of the Nomination and Remuneration Committee No. 006/NOMREM/KP/III/2016 dated 23 March 2016, as approved by Board of Commissioners Circular Decision No. 007/DEKOM/KP/IV/2016 dated 6 April 2016. The appointment was effective from the close of the 2016 AGMS until the closing of 2020 AGM.

Nomination and Remuneration Committee Membership Composition in 2017

No	Name	Position in Bank	Position in Committee	Term of Office
1	Pri Notowidigdo	Independent Commissioner	Chairman	2016 - 2020
2	Armida S. Alisjahbana	Independent Commissioner	Member	2016 - 2020
3	Ahmad Zulqarnain Onn ^{*)}	Commissioner	Member	2016 - 2017
4.	Joni Raini	Executive overseeing Human Resources Dept	Member/Secretary	2016 - 2020

*) Term of office as NRC member ended from the close of the EGMS on 24 August 2017

Qualification & Profile of Nomination and Remuneration Committee Members

Member Profile	Career Background	Education
 <p>Pri Notowidigdo Chairman</p>	<p>Appointed as Chairman of the Nomination and Remuneration Committee since March 2013. He also serves as an Independent Commissioner.</p> <p>Complete profile is available in the Board of Commissioners' Profile</p>	Listed in the Board of Commissioners Profiles.
 <p>Armida S. Alisjahbana Member</p>	<p>Appointed as a member of the Nomination and Remuneration Committee since Annual GMS on 15 April 2016.</p> <p>She also serves as an Independent Commissioner.</p> <p>The full profile is available under the Board of Commissioners' Profile</p>	Listed in the Board of Commissioners Profiles.
 <p>Ahmad Zulqarnain Onn*) Member</p>	<p>Appointed as a member of the Nomination and Remuneration Committee since GMS on 15 April 2016.</p> <p>She also serves as an Independent Commissioner.</p> <p>Complete profile is available in the Board of Commissioners' Profile</p>	Listed in the Board of Commissioners Profiles.
 <p>Joni Raini Member cum Secretary of Committee</p>	<p>Appointed as member cum secretary of Nomination and Remuneration Committee since 2015.</p> <p>Complete profile is available under the Senior Executive Profiles</p>	Listed in the Senior Executive Profiles.

*) Term of office as Nomrem Committee member ended since the closing of extraordinary GMS 24 August 2017

Training for Members of NRC (excluding Commissioner/Independent Commissioners) in 2017

During 2017, Joni Raini attended several training related to Leadership, Risk & Governance, including Digital Leadership, Unsecured Retail Credit Risk Management organized by BARa, Business Acumen for Compensation Professional held by the Singapore National Employers Federation (SNEF) and also participated in internal coordination meetings and workshops within the Human Resources directorate.

In addition, Joni Raini also won the Promising Young Banker in Indonesia Award for the period of 2014-2016 awarded by The Asian Banker.



BOARD OF COMMISSIONERS' COMMITTEES

Term of Office

The term of office of NRC members shall not be longer than the term of office of the Board of Commissioners in accordance with POJK No. 34/POJK.04/2014 and the NRC Charter and may be re-elected. The term of office for members of NRC that are appointed within a Board of Commissioners term of office will automatically end together with such Board of Commissioners term of office.

Independence of Nomination and Remuneration Committee

All members of the NRC have met all the established independence requirements and are able to carry out their duties independently and uphold the interests of the Bank without the interference by any party. This can be observed by the majority of NRC members who are Independent Commissioners.

Duties, Responsibilities and Authorities

The NRC performs its duties and responsibilities professionally and independently, without interference from any party which is not in accordance with the applicable rules and regulations. The NRC has the roles and responsibilities to provide recommendations to the Board of Commissioners as follows:

1. Related to the nomination policy to:
 - a. Prepare and provide recommendations on the system and procedures for the appointment and/or replacement of members of the Board of Commissioners, and Board of Directors, as well as Sharia Supervisory Board to the Board of Commissioners to be submitted to the GMS.
 - b. Provide recommendation on the candidates of the members of Board of Commissioners and/or Board of Directors, and/or Sharia Supervisory Board to the Board of Commissioners to be submitted to GMS.
 - c. Evaluate the performance and establish a development programs for the Board of Commissioners and Board of Directors as well as Sharia Supervisory Board.
 - d. Provide recommendations on Independent Parties who will be nominated as members of the Audit Committee, Risk Oversight Committee and Integrated Governance Committee.

2. Related to the remuneration policy to:
 - a. Evaluate the remuneration policy;
 - b. Evaluate the alignment of the remuneration policy with its implementation;
 - c. Provide recommendations to the Board of Commissioners on:
 - The structure, policies and amount of remuneration for the Board of Commissioners, Sharia Supervisory Board, Board of Directors and members of the Board of Commissioners committee; and
 - Remuneration policy framework for Executive Officers and employees in total which has been approved by the Board of Directors.
3. The NRC shall ensure that the remuneration policy is taking into account:
 - a. Financial performance and reserve requirements as governed under the prevailing rules and regulations;
 - b. Individual work performance;
 - c. Fairness with peer group;
 - d. Consideration of the Bank's long term goals and strategies;
4. In the event that a member of the NRC has conflict of interest with the recommended proposal, such proposal must disclose the conflict of interest and the considerations underlying such proposal.

Duties Implementation in 2017

During 2017, NRC conducted activities and provided recommendations as follows:

1. Provide an evaluation of the Bank's financial performance and identify areas of concern to Management for improvements in 2017.
2. Provide evaluation and input on BOD Key Performance Indicator (KPI) assessment, whereby the NRC provides input so that the assessment is more easily designed for better comprehension.
3. Provide input for the implementation of the overall Bank's training and academic programs.



4. Provide assessment and input to the performance of BOC and members of the Committee by highlighting the matters with room for improvements in the future.
5. Provide input and recommendation on bonus payments and salary increases and promotion for employees in 2017 related to performance achievement (KPI) in 2016.
6. Provide reviews and recommendations on BOD and BOC remuneration schemes for 2017 to maintain fairness and competitiveness to create positive impact on the Bank's overall performance
7. Conduct further discussion and provide input and directions related to the implementation of POJK Risk-Based Remuneration which include among others: relevant bank officers, payment mechanisms and other general rules regarding the implementation of Risk-Based Remuneration and timeline for the enactment of such regulation in the Bank
8. Provide guidance and feedback on the BOD 2017 KPI framework and the key points for BOD to review
9. Provide feedback on the current recruitment process in the Bank, regarding the importance of database recruitment and analytics to improve the overall recruitment quality and process.
10. Conduct discussion and recommendation of wellness program in the Workplace concerning the importance of flexibility in the retention efforts and increasing level of employee engagement to the Bank.
11. Provide evaluation and guidance on the preparation of the Code of Ethics & Conduct as part of Building Risk & Compliance Culture at CIMB Niaga, where the NRC underscores the need to involve stakeholders, particularly employees in the future and the importance of intensive communication as the key to success to achieve bank's corporate risk culture effectiveness.
12. Provide guidance and recommendation on the plan of Employee and Management stock programs (grants and options).
13. Provide direction and feedback regarding talent management framework that will be adopted within the Bank, so as to disseminate and implement them well.
14. Conduct discussion and provide recommendation in the nomination of members of the Board of Commissioners by considering the expertise, competence, background and experience of the candidates submitted by the Shareholders to be further discussed in the GMS.
15. Provide regular evaluation and direction to achieve the performance of the BOD (KPI) and provide encouragement for units whose achievements are below the target so as to allow them to make more efforts to ensure performance improvements at the end of the year.
16. Provide input and recommendations regarding the implementation of government regulations on transparency of remuneration structures and remuneration scale within the Bank.
17. Provide inputs to support the implementation of the ABC Working Culture and Learning on the Go, by underlining the importance of efforts made to ensure alignment and success of the implementation of work culture and the benefits of innovation in the learning process / education within the Bank.
18. Provide guidelines for the Year End Performance Evaluation process, including performance moderation process, so that they are carefully monitored to enable the timely completion of performance evaluation 2017
19. Provide input and direction to KPI Framework proposal in 2018, by encouraging that KPI process is well conducted, in accordance with 2018 timelines and that any changes or updates should be reported to the NRC as appropriate.

Nomination and Remuneration Reporting

The NRC reports its activities and recommendations to the Board of Commissioners on a regular basis.

BOARD OF COMMISSIONERS' COMMITTEES

Nomination and Remuneration Committee Meeting and Meeting Attendance

In accordance with the Charter, the NRC shall convene at least 10 (ten) meetings a year. Meetings can only be held when attended by at least 51% (fifty one percent) of the total members, including Independent Commissioners and HR Executive Officer.

During 2017, the NRC held 12 (twelve) meetings, with the following attendance:

Attendance of NRC Meetings for January - December 2017

Name	Attendance at the Nomination & Remuneration Committee meeting	Physical Attendance	Attendance in teleconferencing technology or telepresence	Attendance Rates
Pri Notowidigdo	12	12	-	100%
Ahmad Zulqarnain Onn ^{*)}	6	3	3	50%
Armida S. Alisjahbana	12	11	1	100%
Joni Raini	12	12	-	100%

^{*)} Term of office as NRC member ended from the close of the EGMS on 24 August 2017

The composition, structure and terms of membership, duties and responsibilities, authority, organization of meeting and reporting are completely set forth in the Charter of the Nomination and Remuneration Committee uploaded on the Bank's website.

Remuneration of NRC Committee

A. Received Remuneration and Other Facilities Package

Types of Remuneration and Other Facilities	Amount Received in 1 Year by Members of the Nomination and Remuneration Committee			
	2016		2017	
	Person	Rp (Million)	Person	Rp (Million)
Remuneration (salary, routine allowances, tantiem, and other non-natura facilities)	3 ^{*)}	5.490	3	5.435
Other natura facilities (housing, transportation, health insurance, and others) that:	-	-	-	-
a. Could be owned	-	-	-	-
b. Could Not be owned	-	-	-	-
Total	3	5.490	3	5.435

^{*)} include Commissioners who term of office as NRC member has ended since the closing of the EGMS on 24 August 2017.

Remuneration per Person	Number of Nomination and Remuneration Committee Members - Above Rp5 billion	
	2016	2017
Above Rp5 billion	0	0
Above Rp2 billion to Rp5 billion	1	2
Above Rp1 billion to Rp2 billion	2	1
Above Rp500 million to Rp1 billion	0	0
Up to Rp500 million	0	0

All members of Nomination and Remuneration Committee of CIMB Niaga do not receive any share or bonus.

B. Variable Remuneration for the Members of the Nomination and Remuneration Committee

Variabel Remuneration	Amount Received in 1 Year by Members of the Nomination & Remuneration Committee			
	2016		2017	
	Person	Rp (Million)	Person	Rp (Million)
Total	nil	nil	nil	nil

BOD Succession Plan

As set forth in the Bank Policy, the succession policy of the Board of Directors and/or Senior Management are as follows:

1. The Board of Commissioners, assisted by the NRC, ensures that the Bank has talent management system managed by Human Resources Directorate, as a tool to identify executive officers who have the potential to maintain the continuity of leadership in the future, to maintain business sustainability as well as the Bank's long-term objectives.
2. The Human Resources Directorate together with the NRC identifies the internal talents within the Bank but does not exclude the potential talents of professionals for the purpose of planning the succession of the Board of Directors, including the President Director and / or Senior Management.
3. As for the internal talents within the Bank, the Human Resources Directorate will performs evaluation to provide opportunities for further self-development for these talents, either in the form of mandatory training or career development opportunities, etc.
4. The talents whom identified as potential replacement for members of the Board of Directors shall be evaluated and identified and must meet the requirements of the candidates of the Board of Directors of the Bank.



Pri Notowidigdo
Chairman



Ahmad Zulqarnain Onn^{*)}
Member



Armida S. Alisjahbana
Member



Joni Raini
Member Concurrently as Secretary

^{*)} Term of office as NRC member ended since the closing of EGMS on 24 August 2017



BOARD OF COMMISSIONERS' COMMITTEES

RISK OVERSIGHT COMMITTEE

The Risk Oversight Committee reports to the Board of Commissioners to support the effective implementation of the duties and responsibilities of the Board of Commissioners in relation to the implementation of Risk Management at the Bank.

Legal References

The establishment of the Risk Oversight Committee is based on the following rules:

1. POJK No. 55 / POJK.03 / 2016 dated 7 December 2016 on the Implementation of Good Corporate Governance for Commercial Banks.
2. SEOJK No. 13/SEOJK.03/2017 dated 17 March 2017 on the Implementation of Good Corporate Governance for Commercial Banks.
3. The Bank's Articles of Association on the duties and authorities of the Board of Commissioners.

Risk Oversight Committee Charter

The Risk Oversight Committee established a Charter or Guidelines governing the membership, structure, authority, duties and responsibilities, meetings, activities and working procedures of the Risk Oversight Committee in performing its functions. The Risk Oversight Committee Charter was last updated on 21 April 2017 and has been uploaded to the CIMB Niaga's website. Furthermore, the Risk Oversight Committee Charter shall be reviewed periodically order to ensure its compliance with the prevailing regulations and Bank's needs.

Structure and Membership

Membership and composition, as well as the independence of members of the Risk Oversight Committee has comply with prevailing regulators provisions. In 2017, the Risk Oversight Committee consisted of 1 (one) Chairman who is an Independent Commissioner, 2 (two) members who are Commissioners and 2 (two) non-Commissioners as Independent Parties with competence and qualification in finance and risk management.

Members of the Risk Oversight Committee were appointed based on the Recommendation of the Nomination and Remuneration Committee No. 006/NOMREM/KP/III/2016 dated 23 March 2016 as approved by Board of Commissioners Circular Decision Letter No. 007/DEKOM/KP/IV/2016 dated 6 April 2016. The appointment was effective since the close of the 2016 AGMS until the close of the 2020 AGMS.

Risk Oversight Committee Membership Composition in 2017

No	Name Committee	Position in Bank	Position in Committee	Term of Office
1	Zulkifli M. Ali	Independent Commissioner	Chairman	2016 - 2020
2	Glenn M. S. Yusuf	Vide President Commissioner	Member	2016 - 2020
3	David Richard Thomas	Commissioner	Member	2016 - 2020
4	Firmanzah	Independent Party	Member	2016 - 2020
5	Sri Indrastuti (Tuti) S. Hadiputranto	Independent Party	Member	2016 - 2020



Qualification & Profile of Risk Oversight Committee Members

Member Profile	Career Background	Education
 <p>Zulkifli M. Ali Chairman</p>	<p>Appointed as Chairman of the Risk Oversight Committee since March 2013 and concurrently as Chairman of the Audit Committee. He also serves as an Independent Commissioner.</p> <p>Complete profile is available in the Board of Commissioners Profile.</p>	<p>Listed in the Board of Commissioners Profile.</p>
 <p>Glenn M. S. Yusuf Member</p>	<p>Appointed as a member of the Risk Oversight Committee since March 2013. He also serves as Vice President Commissioner.</p> <p>Complete profile is available in the Board of Commissioners Profile.</p>	<p>Listed in the Board of Commissioners Profile.</p>
 <p>David Richard Thomas Member</p>	<p>Appointed as a member of the Risk Oversight Committee since November 2014. He also serves as a Commissioner.</p> <p>Complete profile is available in the Board of Commissioners Profile.</p>	<p>Listed in the Board of Commissioners Profile.</p>
 <p>Firmanzah Member</p>	<p>Indonesian citizen, 41 years old. Appointed as Member of Risk Oversight Committee of CIMB Niaga since April 2016.</p> <p>Currently he is serving as the Rector of Paramadina University, Professor of Faculty of Economics and Business University of Indonesia, and Index Committee of Infrastructure Stock at PT Sarana Multi Infrastruktur Indonesia (Persero).</p>	<p>He holds a PhD in Strategic & International Management from the University of Pau et Pays de l'Adour, France. Master of Philosophy from University of Science and Technology of Lille 1, France. MBA degree from University of Pierre Mendes-Grenoble II, France and Master of Management and Bachelor of Economics from University of Indonesia.</p>
 <p>Sri Indrastuti (Tuti) S. Hadiputranto Member</p>	<p>Indonesian citizen, 74 years old. Appointed as Member of Risk Oversight Committee of CIMB Niaga since July 2016.</p> <p>She is one of the founding partners of Hadiputranto, Hadinoto & Partners, the largest Law Firm in Indonesia, a member of the Baker & McKenzie International Law Firm.</p> <p>She specializes in areas related to corporations, mergers and acquisitions, debt restructuring in companies / banks in Indonesia.</p> <p>She served as a member of the Board of Commissioners of the Indonesia Stock Exchange ("IDX") for the period of 2001-2004. More than a decade, she has been a member of various IDX's Committees with the last position as the Member of Discipline Committee.</p> <p>She has been consistently named as the top ranking in leading legal directories, such as Chambers Asia, Asia Pacific Legal 500, IFLR1000 and AsiaLaw Profiles, and in 2016 was selected as one of The Most Inspiring Woman in Indonesia by Forbes Indonesia.</p>	<p>She obtained a Law Degree from the University of Indonesia in 1970, a Master of Law from the University of Washington in 1981.</p>

BOARD OF COMMISSIONERS' COMMITTEES

Training for Independent Party Members of Risk Oversight Committee in 2017

Name	Type of Training/Seminar/Workshop/ Knowledge Sharing	Organizer	Date & Venue
Firmanzah	KPK Leaders Meeting Series with Anticorruption Partners "KPK Hearing" (Speaker)	KPK	2 February 2017 Jakarta
	Indonesia Economy Outlook 2017 (Speaker)	PLN	13 January 2017 Jakarta
	Social & Ecological Market Economy Workshop (Speaker)	Paramadina University - Konrad Adenauer Stiftung	26 July 2017 Manado
	SOE Law Forums (Speaker)	hukumonline.com	25 August 2017 Bali
	Judging Process of Indonesia Heroes Nomination (Jury)	MNC Group	24 October 2017 Jakarta
	Indonesian Economic Talks (Speaker)	Warta Ekonomi	17 November 2017 Jakarta
	National Meeting I of FEB Association of Perguruan Tinggi Muhammadiyah (Speaker)	Asosiasi FEB Perguruan Tinggi Muhammadiyah	22 November 2017 Surabaya
	Seminar of Establishment of Collaborative Solution: Innovation in the Public Sector (Speaker)	BPJS Ketenagakerjaan	23 November 2017 Jakarta
	Kami Indonesia Movement (Speaker)	Kami Indonesia	16 December 2017 Yogyakarta
Seminar of Astra Motor Centre (Speaker)	Astra Centre Semarang	18 December 2017 Semarang	
Sri Indrastuti S. Hadiputranto	The Role of Advocate Organizations in Generating Competent, Integrity & Professional Advocates (Speaker)	Association of Capital Market Legal Consultants (HKHPM)	8 February 2017 Jakarta
	Fair Business Competition in Legal Services in Indonesia	Association of Capital Market Legal Consultants (HKHPM)	21 August 2017 Jakarta

Term of Office

The term of office of a member of Risk Oversight Committee shall not be longer than the term of office the Board of Commissioners as stipulated in the Articles of Association and may be re-elected. The term of office of Committee members appointed within the term of office of the Board shall end with the term of office of such Board of Commissioners.

Independence of Risk Oversight Committee

All members of the Risk Oversight Committee have met all independence requirements and are able to carry out their duties independently, and uphold the interests of the Bank without the influence by any party. This is can be observed from the Risk Oversight Committee membership which consists of 1 (one) Chairman who is an Independent Commissioner, 1 (one) member who is an Independent Commissioner and 2 (two) non-Commissioner members as Independent Parties.

Duties, Responsibilities and Authorities

The Risk Oversight Committee performs its duties and responsibilities professionally and independently without any intervention from any party that does not comply with the prevailing laws and regulations. In general, the main duties and responsibilities of the Risk Oversight Committee are to provide recommendations to the Board of Commissioners in order to support the effective implementation of duties and responsibilities of the Board of Commissioners relating to risk management, such as to:

1. Evaluate the conformity of risk management policies and the implementation of Bank policies; and
2. Monitor and evaluate the implementation of the duties of the Risk Management Committee and the Risk Management Unit.



Duties Implementation in 2017

During 2017, the Risk Oversight Committee has conducted activities in accordance with the Committee's Work Plan, which are made annually in reference to the duties and responsibilities of the Risk Oversight Committee as set out in the Risk Oversight Committee Charter. Report on execution of duties of Risk Oversight Committee in 2017 comprise the activities and recommendations made among others:

1. Re-assessment and submission of recommendations to the Board of Commissioners on:
 - a. policies/frameworks and the implementation by the Board of Directors in relation to risk management, and
 - b. establishment of risk appetite, such as risk appetite statement, risk posture and sector appetite.
2. Evaluation of the duties of the Risk Management Committee and the Risk Management Unit and the evaluation of the consistency between risk management policies and their corresponding implementation through the discussion of:
 - a. Risk Management Strategies and policies for various kinds of risk, not just Credit Risk, Operational Risk, Liquidity Risk and Market Risk but also Legal Risk, Strategic Risk, Compliance Risk, Reputational Risk and Information Technology Reputation.
 - b. Risk Management related to capital, such as Internal Capital Adequacy Assessment Process and the conduct of stress tests.
 - c. Internal reports that include monitoring results on macro-economic conditions, the Bank's financial performance and risk indicators in order to ensure compliance with the Bank's risk appetite.
 - d. Mandatory reports to be submitted to Bank's supervisory consisting of Risk Profile Report, the Bank Rating Report and other reports in order to ensure compliance with the delivery of information to bank supervisory on the Bank's risk conditions.
3. Monitoring of the Bank's credit risk through the discussion of:
 - a. Status and projection asset quality of each loan segment in order to ensure that each business units has taken the necessary measures to maintain and improve the quality of the Bank's assets so as to align with the predetermined risk appetite.
 - b. Thematic review of loan portfolios by sector highly correlated with economic fluctuations in 2017.
 - c. Business plan, strategy and account planning for Prominent Groups.
 - d. Implementation status as an initiative to improve the credit process.
4. Evaluation of the Bank's strategic steps through the discussion of:
 - a. Budget plan, business strategy and Bank Business Plan of 2017 in accordance with the Bank's risk appetite.
 - b. Recent reports on the implementation of the Basel and IFRS 9 project.
5. Monitoring of significant audit findings from the perspective of operational risk management including investigation report and follow-up on the mitigation and improvement.

Risk Oversight Committee Reporting

The Risk Oversight Committee reports activities and recommendations to the Board of Commissioners on a regular basis.

Risk Oversight Committee Meeting and Meeting Attendance

The Risk Oversight Committee Charter governs that the Risk Oversight Committee shall convene at least 1 (one) meeting per month and shall be physically attended at least 2 (twice) a year. Meetings can only be held when attended by at least 51% (fifty one percent) of the total members, including an Independent Commissioner and an Independent Party.

BOARD OF COMMISSIONERS' COMMITTEES

During 2017, the Risk Oversight Committee held 12 (twelve) meetings with member attendance as follows:

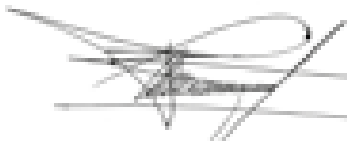
Attendance of Risk Oversight Committee Meetings for January - December 2017

Name	Attendance in Risk Oversight Committee Meetings	Physical Attendance	Attendance through teleconference or telepresence	Attendance Rates
Zulkifli M. Ali	12	12	-	100%
Glenn M. S. Yusuf	12	12	-	100%
David Richard Thomas	10	3	7	84%
Firmanzah	11	11	11	92%
Sri Indrastuti (Tuti) S. Hadiputranto	10	9	1	84%

Information concerning the composition, structure and membership requirements, roles and responsibilities, authority, organization of meeting and reporting are completely set forth in Risk Oversight Committee Charter uploaded in the Bank's website



Zulkifli M. Ali
Chairman




Glenn M. S. Yusuf
Member



David Richard Thomas
Member



Firmanzah
Member (Independent Party)



Sri Indrastuti (Tuti) S. Hadiputranto
Member (Independent Party)

INTEGRATED GOVERNANCE COMMITTEE

CIMB Niaga established the Integrated Corporate Governance Committee to assist the Board of Commissioners as the Board of Commissioners of Main Entity in overseeing Integrated Governance in the CIMB Indonesia financial conglomerate to ensure in accordance with the prevailing regulations and legislation.

Legal Basis

The establishment of the Integrated Governance Committee was based on the following regulations:

1. Regulation of Financial Services Authority Letter (POJK) No. 18/POJK.03/2014 dated 18 November 2014 on the Implementation of Integrated Governance for Financial Conglomerate.
2. Circular Letter of the Financial Services Authority (SEOJK) No. 15/SEOJK.03/2015 dated 25 May 2015 on the Implementation of Integrated Governance for Financial Conglomerate.
3. Integrated Governance Committee Charter.
4. Articles of Association of the Bank.

Integrated Governance Committee Charter

The Integrated Governance Committee of CIMB Niaga has the Charter or Guidelines govern the membership, structure, authority, duties and responsibilities, meetings, activities, and working procedures. The Integrated Governance Committee Charter has been effective since 21 August 2015 and has been uploaded to the Bank's website and is periodically reviewed to comply with the prevailing regulations and Bank's needs.

Structure and Membership

Membership and composition, as well as the independence of Integrated Governance Committee members has comply with the provisions of the competent authority. Members of the Integrated Corporate Governance Committee are appointed based on the Recommendation of the Nomination and Remuneration Committee of PT Bank CIMB Niaga Tbk No. 006/NOMREM/KP/III/2016 dated 23 March 2016, which was approved by the Circular Decision Letter of the Board of Commissioners No. 007/DEKOM/KP/IV/2016, dated 6 April 2016 and the latest amendment, as recommended by the Nomination and Remuneration Committee in its meeting dated 22 June 2016, which obtained approval in the Board of Commissioners' Meeting dated 24 June 2016.

Integrated Governance Committee Composition in 2017

No.	Nama	Position in Bank	Position in Committee
1	Jeffrey Kairupan	Independent Commissioners CIMB Niaga	Chairman
2	Armida S. Alisjahbana	Independent Commissioners CIMB Niaga	Member
3	Endang Kussulanjari S.	Independent Party	Member
4	Serena K. Ferdinandus	Independent Commissioners CIMB Niaga Auto Finance	Member
5	Albertus Banunaek	President Commissioners CIMB Principal Asset Management	Member
6	Inarno Djajadi *)	President Commissioners CIMB Securities Indonesia	Member
7	Yulizar D. Sanrego	Sharia Supervisory Board CIMB Niaga	Member
8	Vera Handajani	Director of Risk Management CIMB Niaga	Member
9	Fransiska Oei	Director of Compliance CIMB Niaga	Member
10	Antonius Pramana Gunadi	Chief Audit Executive CIMBN	Member

*) Resigned as President Commissioner of CIMB Securities Indonesia since 1 October 2017.



Performance
Highlights



Management
Reports



Company
Profile



Management Discussion
and Analysis



Risk
Management

BOARD OF COMMISSIONERS' COMMITTEES



Qualification & Profile of Integrated Governance Committee Members

Name	Career Background	Education
 Jeffrey Kairupan Chairman	<p>Appointed as Chairman of the Integrated Governance Committee since AGMS 15 April 2016.</p> <p>Complete profile is available in the Board of Commissioners Profile.</p>	<p>Listed in the Board of Commissioners Profile.</p>
 Armida S. Alisjahbana Member	<p>Appointed as Member of the Integrated Governance Committee since AGMS 15 April 2016.</p> <p>Complete profile is available in the Board of Commissioners Profile.</p>	<p>Listed in the Board of Commissioners Profile.</p>
 Endang Kussulanjari S. Member	<p>Indonesian citizen, 61 years old. Has served as a member of the Integrated Governance Committee since August 2016.</p> <p>Currently, she also serves as a Commissioner of PT Pefindo Biro Kredit</p>	<p>She holds a Master of Arts from the University of Colorado Boulder, Colorado - USA and a Bachelor of Economics from the University of Gadjah Mada, Yogyakarta, Indonesia.</p>
 Serena K. Ferdinandus Member	<p>Indonesian citizen, 57 years old. Has served as a member of the Integrated Governance Committee since March 2015.</p> <p>She has also served as a member of the Risk Management Committee of PT. Elnusa Tbk since 2016, Independent Commissioner and Head of the Audit Committee of PT Bank CIMB Niaga Auto Finance since 2012, member of the Audit Committee of PT Blue Bird Tbk since 2014, and Commissioner of PT Anpa International since 2012, and Chief Audit Executive (Head of Internal Audit & Risk Management Division) of PT Ithaca Resources since 2009.</p> <p>Previously, she served as a member of the Audit Committee of PT. Elnusa Tbk. (2015 - 2016), member of the Audit Committee of PT Chandra Asri Petrochemical Tbk (2009 - 2015) and PT Barito Pacific Tbk (2009-2013). She also held the position of Senior Vice President of Investment Banking Division at PT NC Securities (2002 - 2009), Vice President of Investment Banking Division and Direct Investment Division at PT Danareksa (Persero) and PT Danareksa Finance (1996-2001), and Manager of the Audit Division at Ernst & Young, Sarwoko & Sandjaja, Indonesia (1986 - 1995) and Ernst & Young, Dallas.</p>	<p>She hold Economic decree from University of Indonesia.</p>



Name	Career Background	Education
 <p>Albertus Banunaek Member</p>	<p>Indonesian citizen, 62 years old. Has served as a member of the Integrated Governance Committee since March 2015.</p> <p>He has also served as the President Commissioner (Independent) of PT CIMB Principal Asset Management since 2011. He is also the Founder/ CEO of AMConsult.</p> <p>Previously, he served as the President Director of PT KAF Finance (1999-2003), Managing Director of PT CAF Finance (1997-1999), Chief Operating Officer of Ometraco Group (1992-1997), and held various positions in General Management, Consulting, Banking & Finance at PT Jayapari Steel Tbk., Business Advisory Indonesia, HSBC Bank, and BDN Bank.</p> <p>He previously held positions mostly in finance, banking and in the capital market, with his last position as Vice Chairman of the Capital Market Committee at the Chamber of Commerce of Indonesia (1992-2012). He also served as the Secretary General (1997-2004), in the Asian Leasing Association and as Chairman (1999-2004) and Secretary General (1995-1999) in the Indonesian Leasing Association. He also joined the Indonesian Justice and Unity Party (PKPI). In 2002-2008 he held various positions as Deputy Treasurer, Treasurer with his most recent position being Coordinator IX for Eastern Indonesia (Bali, West Nusa Tenggara and East Nusa Tenggara).</p>	<p>He hold Master of Law from University of Indonesia in 2006. The best graduate from National Resilience Institute of Republic of Indonesia (Lemhanas, KRAXXXV/2002)</p>
 <p>Inarno Djajadi *) Member</p>	<p>Indonesian citizen, 55 years old. Has served as a member of the Integrated Governance Committee since March 2015.</p> <p>He has also served as the President Commissioner/ Independent Commissioner of PT CIMB Securities Indonesia since 2014 and as President Commissioner of PT Kliring Penjaminan Efek Indonesia since 2013.</p> <p>Sebelumnya, beliau juga pernah menjadi Presiden Komisaris PT Maybank Kim Eng Securities (2013 – 2014), serta pernah menduduki posisi sebagai Komisaris (2010 – 2013) dan Presiden Direktur (2003 - 2009) di PT Kliring Penjaminan Efek Indonesia. Selain itu, beliau juga pernah menjabat sebagai Presiden Direktur di PT Madani Sekuritas dan Direktur di berbagai perusahaan antara lain PT Widari Securities, PT Mitra Duta Sekuritas dan PT Aspac Uppindo Sekuritas.</p>	<p>He hold decree of Economic from University of Gadjah Mada and obtained certification as investment manager on 1999 and underwriters on 2009.</p>
 <p>Yulizar D. Sanrego Member</p>	<p>The full profile is available under the Sharia Supervisory Board's Profile.</p>	<p>Listed in the Sharia Supervisory Board Profile.</p>
 <p>Vera Handajani Member</p>	<p>Complete profile is listed in the Board of Directors Profile.</p>	<p>Listed in the Board of Directors Profile.</p>

BOARD OF COMMISSIONERS' COMMITTEES

Name	Career Background	Education
 Fransiska Oei Member	Complete profile is available in the Board of Directors Profile.	Listed in the Board of Directors Profile.
 Antonius Pramana Gunadi Member	Complete profile is available in Internal Audit Unit Report	Listed in the senior Executives Profile.

*) Resigned as the President Commissioner of CIMB Securities Indonesia on 1 October 2017.

Training of Members (other than CIMB Niaga management) of the Integrated Governance Committee in 2017

Name	Type of Training/ Seminar/ Workshop/Knowledge Sharing	Organizer	Date & Venue
Endang Kussulanjari	Risk Management Maintenance Program - Fraud Prevention in Banking: Case Study of Fraud Events & How to Identify Falsification of Documents & Graphonomy "	BSMR	29 April 2017 Jakarta
	2017 IIA (The Institute of Internal Auditor) Indonesia National Conference	The Institute of Internal Auditor	10-11 October 2017 Bandung
Serena Ferdinandus	National Seminar: Cooperation Opportunities of Financing Companies with Banking and Fintech	APPI	5 December 2017 Jakarta
	Master Class Risk Governance	ERMA dan MKS	6 December 2017 Yogyakarta

Term of Office

The term of office of the Integrated Governance Committee shall not be no longer than the term of office of the Board of Commissioners as regulated in the Articles of Association and may be re-appointed. The term of office of members of the Integrated Governance Committee, that are appointed during a Board of Commissioners term of office, will automatically end together with such Board of Commissioners' term of office.

This can be observed from the membership, which comprises :

1. An Independent Commissioner who serves as a Chairman in one of the committees in the Main Entity, as Chairman cum member;
2. An Independent Commissioner who represents, and is appointed from FSI within the Financial Conglomerate, as a member;
3. An independent party, as a member;

Independency of the Integrated Governance Committee

All members of the Integrated Corporate Governance Committee have met all the established criteria of independency and are capable of performing their duties independently and upholding the interests of the Bank without interference from any parties.



Duties, Responsibilities and Authorities

The Integrated Governance Committee has the following duties and responsibilities:

1. Evaluate the implementation of Integrated Governance by assessing the adequacy of internal controls and the implementation of compliance in an integrated manner;
2. Provide recommendations to the Board of Commissioners of the Main Entity concerning improvements to the Integrated Governance Charter.

Duties Implementation in 2017

During 2017, the Integrated Governance Committee focused on conducting evaluations on the following matters:

1. Reviewed the Integrated Risk Management Report.
2. Reviewed the Integrated Minimum Core Capital Adequacy Report.

3. Reviewed the Integrated Internal Audit Report.
4. Reviewed the Integrated Compliance Report.
5. Reviewed Self Assessment of the Implementation of Integrated Governance periodically Report as of June and December 2017.

Integrated Governance Committee Reporting

The Integrated Governance Committee reports its activities and recommendations to the Board of Commissioners on a regular basis.

Committee Meetings and Attendance

The Integrated Governance Committee Charter stipulates that it shall hold meeting at least 2 (two) times a year. Meetings can only be held if attended by at least 51% (fifty one percent) of the total members, including the Independent Commissioners and Independent Parties.

During 2017, the Integrated Governance Committee held 2 (two) meetings on 8 February 2017 and 31 July 2017, which included the ratification of the minutes of previous meetings, discussion on issues that needed to be followed-up on from the previous meetings, and other matters that required attention with attendance levels as follows:

Attendance of Integrated Governance Committee Meetings for January - December 2017

Name	Attendance in Risk Oversight Committee Meetings	Physical Attendance	Attendance through teleconference or telepresence
Jeffrey Kairupan	2	2	-
Armida S. Alisjahbana	2	2	-
Endang Kusulanjari S.	2	2	-
Serena Ferdinandus	2	2	-
Albertus Banunaek	1	1	-
Inarno Djajadi *)	1	1	-
Yulizar D. Sanrego	-	-	-
Vera Handajani	2	2	-
Fransiska Oei	2	2	-
Antonius Pramana Gunadi	1	1	-

*) Resigned as the President Commissioner of CIMB Securities Indonesia on 1 October 2017.

BOARD OF COMMISSIONERS' COMMITTEES

During 2017, the meeting agendas discussed by the Integrated Governance Committee were as follows:

1. Confirmation of previous minutes of the meeting.
2. Discussion on matters that required to be followed-up on, referring to the previous meetings to identify and update their status.
3. Integrated Risk Management Report.
4. Integrated Capital Adequacy Ratio Report.
5. Integrated Internal Audit Report.
6. Integrated Compliance Report.
7. Integrated Governance Implementation Assessment Report.
8. Others.



Jeffrey Kairupan
Chairman



Armida S. Alisjahbana
Member



Endang Kussulanjari S.
Member



Serena K. Ferdinandus
Member



Albertus Banunaek
Member



Inarno Djajadi*
Member



Yulizar D. Sanrego
Member



Vera Handajani
Member



Fransiska Oei
Member



Restiana Linggadjaya
Member

*) Resigned as the President Commissioner of CIMB Securities Indonesia on 1 October 2017.



Board of Directors Committees

EXECUTIVE COMMITTEE

The Executive Committee is the committee at the Board of Directors' level, established to support the conduct of the duties and responsibilities of the Board of Directors. In accordance with the regulations, the Bank is required to establish 3 (three) Executive Committees namely: Risk Management Committee, Asset & Liability Committee, and IT Steering Committee. However, as set forth in the BOD Charter, the BOD also has the authority to establish other Committees based on the Bank's business needs.

With the growing complexity of business and the importance of implementing good governance, CIMB Niaga maintains 6 (six) Executive Committees:

1. Risk Management Committee (RMC)
2. Asset & Liability Committee (ALCO)
3. Information Technology Steering Committee (ITSC)
4. Operational Risk Management Committee (ORC)
5. Credit Policy Committee (CPC)
6. Capital Management & Recovery Plan Committee (CMRP)

In addition, CIMB Niaga also maintains other Committees specifically established by the Director in charge (related to certain aspects under the responsibility of such Director) or a designated Director (hereinafter referred to as "Designated Director"), which include among others BDC, MarCom, PPC, CC, DC and DGC with the segregation of duties and responsibilities clearly defined in the Terms of Reference (TOR) of each Committee. The membership structure and description of the duties of the Executive Committee of CIMB Niaga are as follows:

RISK MANAGEMENT COMMITTEE (RMC)

Main Functions and Authorities

RMC is the committee in charge of providing recommendations to the President Director in formulating and refining policies, evaluating the progress and conditions of the risk profile, and providing recommendations and remedial measures.

Structure and Membership

Chairman : President Director

Deputy Chairman 1 : Risk Management Director

Deputy Chairman 2 : Credit Director

Members:

- Operations & Information Technology Director
- Compliance, Corporate Affairs and Legal Director
- Strategy and Finance Director
- Consumer Banking Director
- Business Banking Director
- Sharia Banking Director
- Treasury and Capital Markets Director
- Human Resources Director
- Chief of Corporate Banking
- Chief of MSME
- Chief of Audit Executive
- Chief of Corporate Strategic Initiatives

Secretary: Market Risk Management Head

Roles and Responsibilities

1. Develop and recommend risk management policies and frameworks, including the Bank's risk management strategy and Risk Appetite Statement (RAS).
2. Conduct a review of risk exposures and implementation of risk management in the Company and its subsidiaries, periodically or incidentally, as a result of changes in the Bank's external and internal conditions.
3. Approve the risk profile report, stress testing including the scenarios, and risk mitigation follow-up.
4. Approve specific risk management policies beyond the policies approved by other executive committees.
5. Review the adequacy of capital in the Bank and its subsidiaries.
6. Approve the Bankwide limit / Management Action Trigger (MAT); such as sector / industry limit, VaR limit, etc.
7. Evaluate and approve treasury market risk limits, exceeds market risk limits, and changes in market risk measurement processes.
8. Obtain decision reports made by other risk management committees which include: ALCO (Asset & Liabilities Committee), ORC (Operational Risk Committee) and CPC (Credit Policy Committee).
9. Be notified of the decision of the Business Development Committee (BDC) regarding new products and activities.



BOARD OF DIRECTORS COMMITTEES

Meeting, Quorum, and Decision Making

1. Meetings are held at least 10 (ten) times in one year
2. The quorum of the meeting is at a minimum of 5 (five) members, including 4 Directors and the Chairman or Vice Chairman of the Committee
3. The decision-making quorum is approved by more than 50% (fifty percent) of the Committee members present at the meeting, including 2 Directors, one of whom is the Chairman or Vice Chairman of the Committee

Work Realization in 2017

1. Provided recommendations and approvals of policy frameworks and risk management frameworks, including integrated risk management policies, and transparency and capital risk management policies.
2. Approved market risk limits, operating limits for consumer products such as Pension Loan, and changes to In-house limits.
3. Approved the results of the parameters review and report of Risk Profile, Material Risk Assessment (MRA) and Risk Based Bank Rating (RBBR), Capital, Integrated Risk Management, Sector Appetite and ICAAP.
4. Evaluated the condition and development of the Bank portfolio, such as portfolio of plasma financing scheme, consumer portfolio asset quality, and watch list account.
5. Approved the score card model for mortgage exposure at default and CNAF LGD.
6. Approved the implementation plan for PSR methodology.
7. Approved the results of stress testing conducted bank wide.
8. Discussed matters arising from previous RMC meetings.

Work Program in 2018

1. Approve and evaluate policies related to risk management.
2. Improve the role of the committees in the implementation of the best risk management strategy.
3. Improve meeting effectiveness by focusing on key risk issues.
4. Comply with the regulations of Bank Indonesia and the Financial Services Authority in risk management.

ASSET & LIABILITY COMMITTEE (ALCO)

Main Functions and Authorities

ALCO is support BOD in analysing and evaluating the management of assets and liabilities, as well as the related decision-making process through the formulation of policies, strategies and targets to manage the Bank's assets and liabilities in an integrated manner.

Structure and Membership

Chairman : President Director

Deputy Chairman 1 : Strategy and Finance Director

Deputy Chairman 2 : Treasury and Capital Market Director

Members

- Business Banking Director
- Risk Management Director
- Operations and IT Director
- Credit Director
- Consumer Banking Director
- Sharia Banking Director
- Human Resources Director
- Compliance, Corporate Affair, and Legal Director

Secretary : Asset and Liability Management Head

Roles and Responsibilities

1. Review of Balance Sheet and Net Interest Income (NII)
 - a. Review and analyse bank balance sheets by business, composition of assets and liabilities, currencies, growth, revenues and margins.
 - b. Assess the variances arising from the plan and the actualization of the balance sheet and how it affects funding and lending, balance sheet ratios, and whether banks remain within the limits of the Risk Appetite.
 - c. Assess NII and Net interest Margin (NIM) trends, as well as differences between actual conditions and projected outcomes.
 - d. Assess the impacts on the NII under Base case conditions, and under Stressed Economic Scenarios.
 - e. Review and ensure that the Fund Transfer Pricing (FTP) framework is appropriate and serves as a connector among business lines and prioritizes consistency in the Bank's performance.
 - f. Review and approve Pricing that requires regulatory approval as well as Pricing of new



and old products in line with the Bank's strategic and business objectives.

2. Contingency Funding Plans

- a. Review the Contingency Funding Plan ("CFP") as an operational business plan and measure the capacity of the business plan to ensure that management actions to be taken are realistic; and
- b. Ensure that Early Warning Indicators are relevant to current conditions.

3. Asset Liability Management

- a. Review the Asset and Liability Management (ALM) framework and policies to ensure that the framework and policies are in accordance with the current and future size and operational complexity of CIMB Niaga.
- b. Uphold the consistent implementation of practices and policies in the Bank
- c. Approve Management Action Trigger ("MAT") / liquidity risk limits and interest rates within the Banking Book.
- d. Establish, supervise and review hedging strategies of bank entities under CIMB Niaga.
- e. Review and ensure that the Bank's risk profile is within the limits specified in the MAT / liquidity risk limits and interest rate risk in the Banking Book, including reviewing internal stress tests as well as those established by the regulator for all currencies and all CIMB Niaga entities;
- f. Review and approve ALM risk parameter model and validation model; and
- g. Identify and assess funding and liquidity needs, and take appropriate steps for certain liquidity and funding conditions.

Meeting, Quorum, and Decision Making

1. Meetings are held at once a month
2. The quorum of the meeting is at a minimum of 50% (fifty percent) of the Committee members and 1 (one) Director

3. The decision-making quorum is approved by a minimum of 50% (fifty percent) of the Committee members present at the meeting
4. All members/ representatives must attend a minimum of 75% (seventy five percent) of the meetings in one year

Work Realization in 2017

1. Migrated to BUKU IV seamlessly and ensured no significant expenses were incurred, yet still complying with the maximum rate limit policy required by the regulator.
2. Encouraged loan portfolio growth in some key products such as Mortgage and SME.
3. Executed the contingency funding plan on December 19, 2017.
4. Ensured that the Bank's liquidity level was always at an optimum level.
5. Monitored and revised the funding pricing strategies by actively taking into account the level of funding required, competition in the market, and the maximum level of funding pricing set by the regulator.
6. Maintained the Liquidity Coverage Ratio (LCR) and Net Stable Funding Ratio (NSFR) above the regulatory requirements.
7. Issued Negotiable Certificate of Deposit (NCD) and bonds as alternative and diversified sources of funding.

Work Program in 2018

1. Implement Interest Rate Risk in the Banking Book (IRRBB) in accordance with the regulatory requirements.
2. Adjust CASA FTP methodology with the calculation of run off of LCR and NSFR based on regulatory requirements.
3. Increase sales of Product Bundling / Cross selling as the next step in marketing loan products in addition to offering competitive interest rates.
4. Devise strategies to grow CASA funds without incurring any potential expenses.
5. Increase the Bank's income through investment in the bond market while ensuring bank liquidity is maintained and still within the limits set by the risk management team.
6. Enhance Recovery Plan documents.



BOARD OF DIRECTORS COMMITTEES

Bonds

Type	Issuance Date	Maturity Date	Coupon	Nominal
Shelf Registered Bonds II ,Phase II, Year 2017, Series A	23 August 2017	3 September 2018	6.75%	IDR 802 bio
Shelf Registered Bonds II, Phase II, Year 2017, Series B	23 August 2017	23 August 2020	7.70%	IDR 376 bio
Shelf Registered Bonds II Phase II Year 2017 Series C	23 August 2017	23 August 2022	8.15%	IDR 822 bio
Shelf Registered Bonds II, Phase III, Year 2017, Series A	2 November 2017	12 November 2018	6.20%	IDR 500 bio
Shelf Registered Bonds II, Phase III, Year 2017, Series B	2 November 2017	2 November 2020	7.50%	IDR 657 bio
Shelf Registered Bonds II, Phase III, Year 2017, Series C	2 November 2017	2 November 2022	7.75%	IDR 843 bio

Negotiable Certificate of Deposit (NCD)

Type	Issuance Date	Maturity Date	Coupon	Nominal
NCD III CIMB Niaga, Year 2017, Series A	18 May 2017	17 November 2017	7.20%	IDR 576 Bio
NCD III CIMB Niaga, Year 2017, Series B	18 May 2017	15 February 2018	7.35%	IDR 214 Bio
NCD III CIMB Niaga, Year 2017, Series C	18 May 2017	18 May 2018	7.45%	IDR 710 Bio

INFORMATION TECHNOLOGY STEERING COMMITTEE (ITSC)

Main Functions and Authorities

ITSC is the committee in charge of providing views and recommendations on the policy of IT system management and development in CIMB Niaga.

Structure and Membership

Directors who become members of ITSC must comprise at least 2/3 of the total number of Board of Directors, and an Executive Officer one level below the appointed Director.

The membership of the Committee consists of:

Chairman : President Director

Deputy Chairman 1: Operations and Information Technology Director

Deputy Chairman 2: Strategy and Finance Director

Member

- Risk Management Director
- Consumer Banking Director
- Treasury and Capital Markets Director
- Credit Director
- Sharia Banking Director
- Business Banking Director
- Human Resources Director
- Compliance, Corporate Affairs & Legal Director
- Head of Internal Audit Unit.

Secretary: Head of Information Technology Unit

Roles and Responsibilities

The roles and responsibilities of the ITSC are to provide recommendations related to:

1. IT Strategic Plan which is in line with the Bank's strategic business plan. Things should be considered are as follows:
 - a. road map to achieve IT requirements that support the Bank's business strategy;
 - b. resources needed;
 - c. benefits gained when the IT Strategic Plan is implemented; and
 - d. constraints that may arise in the execution of the IT Strategic Plan.
2. Formulation of major IT policies, standards and procedures, such as IT key policies and IT risk management policies.
3. Alignment between IT projects approved with the IT Strategic Plan. The IT Steering Committee also sets the priority status of a critical IT project with significant impact on the Bank's operational activities.
4. Alignment between IT project implementation and agreed project plan (Project Charter). The IT Steering Committee also equips the recommendation with the results of analysis of key IT projects. The agenda is also part of the CIC (Capital Investment Committee) agenda.
5. Alignment between IT and management information system needs and the Bank's business needs.



6. The effectiveness of steps taken to minimize the Bank's investment risks in the IT sector so that the Bank's investment in the IT sector contributes to the achievement of the Bank's business objectives.
7. Monitoring of IT performance and the improvement efforts.
8. Efforts to resolve various IT-related issues that cannot be solved by the user's business units and the provider of IT services in an effective, efficient, and timely manner.
9. Adequacy and allocation of resources owned by the Bank.

Meeting, Quorum, and Decision Making

1. Meetings are held at least 4 (four) times in one year
2. The quorum of the meeting is attended by more than 2/3 (two thirds) of the members of the Board of Directors.
3. The decision-making quorum is approved by more than 2/3 (two thirds) of the Board of Directors' members present at the meeting

Work Realization in 2017

1. Established the 2018 – 2020 IT Strategic Plan, Key Initiatives Alignment.
2. Performed regular monitoring of the status of IT strategic project development in the 2017 Corporate Operating Plan.
3. Established the implementation of IT policies such as 2017 Disaster Recovery Testing Plan.
4. Monitored the utilization of IT-related expenses in the Information Technology strategic projects in the 2017 Corporate Operating Plan.
5. Established efforts to improve IT services.
6. Established the IT Security Roadmap.
7. Evaluated and resolved IT issues.
8. Socialized OJK regulatory.

Work Program in 2018

1. Recommendation of 2018 – 2020 IT Strategic Plan.
2. Recommendation of formulation of IT key policies, standards and procedures.
3. Recommendation for prioritizing IT projects and conformity with IT Strategic Plan.
4. Recommendation of implementation of IT projects.

5. Recommendation of conformity of IT with management information system needs and the Bank's business activities.
6. Recommendation of IT's budget assessment and capital expenditure.
7. Monitoring of the efficiency of IT services.
8. Assessment of IT issues.
9. Recommendation of analysis of IT resources owned by the bank.

OPERATIONAL RISK MANAGEMENT COMMITTEE (ORC)

Main Functions and Authorities

ORC has the roles and responsibilities to manage operational risk policies, to ensure an adequate level of operational risk to implement control.

Structure and Membership

Chairman : Risk Management Director
Deputy Chairman 1 : Operations and Information Technology Director
Deputy Chairman 2 : President Director
Member

- Credit Director
- Compliance, Corporate Affairs and Legal Director
- Treasury and Capital Market Director
- Strategy and Finance Director
- Consumer Banking Director
- Human Resources Director
- Sharia Banking Director
- Business Banking Director
- Chief of Audit Executive
- Chief of Corporate Strategic Initiative
- Chief of Micro Small Medium Enterprise
- Chief of Corporate Banking
- Chief of Commercial Banking

Secretary: Head of Operational Risk Management

Roles and Responsibilities

1. Accept the operational risk framework and policy to ensure that the framework is appropriate for the Bank's current and future size and operational complexity.
2. Review the Bank's significant operational risks and monitor management responses / actions in order to actively manage the Bank's operational risks.



BOARD OF DIRECTORS COMMITTEES

3. Supervise the Bank's overall operational risk control environment by:
 - a. Reviewing risk reports from each directorate;
 - b. Requesting and reviewing thematic reports.
4. Review and approve the Bank's operational policies and the changes that are escalated to the ORC as required.
5. Review other important or critical matters that ORC needs to decide upon.

Meeting, Quorum, and Decision Making

1. Meetings are held at least 10 (ten) times in one year
2. The quorum of the meeting is attended by more than 50% (fifty percent) of the members of the Committee, including 50% (fifty percent) of the Board of Directors' members who are members of the Committee
3. The decision-making quorum is approved by a minimum of 50% (fifty percent) of Committee members present at the meeting, including 50% (fifty percent) of the Board of Directors' members on the Committee who are present at the meeting.

Work Realization in 2017

1. Approved the refining of Operational Risk Management Framework, Policies and Procedures related to Event Management and Data of Operational Risk Loss, Risk & Control Self Assessment, Control Issue Management, Operational Risk Reserve and New Product Approval.
2. Reviewed the different authentication processes in the Personal Loan - Telesales Channel that may pose a compliance risk, and granted approval of the request from the unit to proceed with the authentication process that had been executed until the time the authentication process was implemented as required, at the same time requesting clarification from the OJK. ORC provided direction so that the results of clarification from the OJK were immediately obtained.
3. Monitored and assessed the achievement of the predetermined Risk Appetite.
4. Reviewed the results of 2016 Business Impact Analysis and Risk Assessment, 2017 BCM Work Plan, Implementation of BCM E-Learning in 2017, and approved the Business Continuity and Disaster Recovery Plan 2017 testing schedule.

5. Reviewed the Legal review results and Backtesting results of debtors in the High Watch List category to ensure that the review had been adequately performed to serve as a learning process for the Legal Business to minimize the impact of such operational risk.
6. Monitored corrective action on the monitoring of and compliance with documents to be obtained and exception reports related to loans.
7. Conducted review and discussion related to dormant accounts and corrective action on such dormant accounts including mitigation efforts to prevent potential fraud.
8. Reviewed and discussed the Follow Up Plans from the units having Above Average and High risk ratings and the deadlines to improve the rating to Moderate level, as well as discussions related to the establishment of specific Key Risk Indicators in each unit as one of the parameters to monitor operational risk.
9. Reviewed and discussed the process manuals related to Cash Back / Refund payments and improvement plans to mitigate operational risks.
10. Reviewed and discussed the results of End Point Security and Data Security Road Map surveys including mitigation efforts to protect sensitive data owned by the Bank and vendors.
11. Reviewed the updating of operational risk parameters for the Risk Appetite Statement.
12. Approved Significant Change and Assessment Process (SCAP) Policies and Procedures to ensure that risk assessment and mitigation / control processes had been conducted in such change process.
13. Conducted review and discussion related to the work plan to improve the Bank's effort in data loss prevention.
14. Reviewed and discussed the trends of e-Channel fraud and its mitigation efforts.
15. Reviewed and discussed the implementation of Dukcapil, including the impact and mitigation efforts of risks that may arise.



16. Conducted study and discussion related to process and validation results upon implementation of operational risk management tools.
17. Reviewed the results of risk assessment submitted by each business unit / business support, both for conventional and Sharia Banking, including subsidiaries, and provided guidance and made decisions to improve the control environment, as well as the development of the required system, including monitoring its completion within the targeted timeline.

Work Program in 2018

1. Review and approve operational risk management frameworks as well as other related policies and ensure that such frameworks and policies are properly implemented.
2. Monitor and assess the achievement of the predetermined Risk Appetite.
3. Monitor the Bank's performance in managing operational risk by using various operational risk management tools (ORM Tools) including the established risk appetite.
4. Review the results of risk assessment submitted by each business unit / business support, both for conventional and Sharia banking, including subsidiaries and provide direction and decisions to improve the control environment and also the system development required.
5. Improve monitoring, particularly of critical operational risks, as well as thematic risks to ensure mitigation action has been taken to prevent recurring events in the future, as well as monitoring corrective action taken in accordance with predetermined timelines.
6. Evaluate the implementation of the operational risk management process by ensuring the effective implementation of the Three Lines of Defense.
7. Review and monitor project progress and initiatives that support operational risk management.

CREDIT POLICY COMMITTEE (CPC)

Main Functions and Authorities

The CPC assists the Board of Directors in formulating credit policies, as well as providing advice on improvements related to credit policies. The CPC also serves to ensure compliance with GCG principles in credit policy for the benefit of the Bank and stakeholders.

Structure and Membership

Chairman : President Director

Deputy Chairman 1: Credit Director

Deputy Chairman 2: Risk Management Director

Members

- Consumer Banking Director
- Compliance, Corporate Affairs and Legal Director
- Strategy and Finance Director
- Operations and Information Technology Director
- Treasury and Capital Market Director
- Human Resources Director
- Sharia Banking Director
- Business Banking Director

Secretary: Wholesale and Commercial Credit Policy Head

Roles and Responsibilities

1. Establish the direction of credit policy, including Risk Acceptance Criteria, credit approval and the process of credit approval, in line with the Bank's risk appetite to drive credit growth with good quality yet still considering prudential banking practices.
2. Establish and ensure consistency of:
 - a. the Bank's compliance with credit management policies and prevailing regulations, particularly those that govern significant risk exposures;
 - b. approval of the Bank's credit management policies and strategies; and
 - c. supervision on the implementation of credit policy.

Meeting, Quorum, and Decision Making

1. Meetings are held at least 10 (ten) times in one year.
2. The quorum of the meeting is at more than 50% (fifty percent) of the members of the Committee, including a minimum of 50% (fifty percent) of the Board of Directors' members.



BOARD OF DIRECTORS COMMITTEES

- The decision-making quorum is approval by more than 50% (fifty percent) of the members of the Committee present at the meeting, including a minimum of 50% (fifty percent) of the Board of Directors' members.

Work Program and Realization 2017

Credit Policy Enhancement:

A. Commercial (Conventional & Sharia)

Adjustment of the related Bank's internal policies with external regulations (such as the OJK, Government Regulations) and management of risk appetite (RAC) which includes:

- Main Policy of Commercial Credit and Main Policy of Sharia Financing (iB)
- Asset Quality Categorization, particularly on the provision of credit in the disaster areas, credit for procurement and / or land improvements, collectability based on the payment record for micro loans and loan determination after restructuring
- Availability of Business Trade License (SIUP) and Company Registration Certificate (TDP)
- Requirements for the submission of audited financial statements
- Establishment of the limit / capped amount for the bookkeeping of loans from the Champion Challenger Program
- Anti Money laundering (AML) checking arrangement to Ultimate Beneficiary Owner (UBO) as the final controller and the supplier & buyer of the debtors related to trade finance transaction
- Management of In House Credit Limit, Sector Appetite and Sector Limit
- Regulation on the use of agents / introducers by the Bank in seeking commercial customers
- The Bank's cooperation with third parties related to the appointment of the Private Auction Center and the Public Accountant
- Treasury Products, such as credit risk arrangement in Call Spread Transaction, Foreign Exchange Transaction with Cash Collateral (Credit Risk Factor), Delegation of Authority (DoA) for Bond Issuer Limit (as Fast Track)

- Trade Finance Products, such as Trust Receipt, Export Credit, Special Loan for Trade Transactions, Imports, Guarantees, Forfeiting and Trade Finance Products for Sharia (iB)
- Value Chain Products, such as arrangements for Early Alert Signals-Parameters & Action Items, Interim Solutions, Internal Merchandise Appraisal for Inventory under Distribution Financing and Factoring Lending Model in the form of other bills
- Sharia Financing, such as arrangements for Sharia Financing Agreement Standards and Risk Acceptance Criteria for Musyarakah Financing.

B. Consumer:

During 2017 there were some policy adjustments to Retail Products to the external policies issued by the regulator, government regulation and business strategies that correspond with the level of risk defined by the Bank.

CAPITAL MANAGEMENT & RECOVERY PLAN COMMITTEE (CMRP)

Main Functions and Authorities

The CMRP direct and oversee the risks arising from capital management that focuses on the Bank either individually or consolidation, and to consider execution of recovery action and communication plan under conditions of possible breach or in the event of breach of Recovery Plan (RP) triggers.

Structure and Membership

The Committee consists of all members of the Board of Directors plus the Bank's Executive Officers appointed by the Board of Directors.

Structure of committee membership consists of:

- Chairman** : President Director
Vice Chairman 1 : Director of Strategy & Finance
Vice Chairman 2 : Director of Risk Management



Members: Committee members appointed based on the CMRP meeting as of December 5, 2017 consisting of:

a) Voting Members:

- President Director
- Director of Strategy & Finance
- Director of Capital Market & Treasury
- Director of Risk Management
- Director of Consumer Banking
- Director of Business Banking
- Director of Sharia Banking
- Director of Credit
- Director of Legal, Compliance and Corporate Affairs

b) Non-voting Members:

- Head of Finance/ALM Finance Group Head
- Head of Wholesale Banking Credit/ALM Risk Group Head/Integrated Risk & BASEL PMO Head
- Head of Funding & Gapping

c) Invitee: Executive Officers – Corporate Strategy Initiatives

Secretary: Head of Finance

Purposes

The Purpose of the CMRP is as follows:

- a. Establish, achieve, and maintain sound and optimal capital targets, and efficient capital structure for the Bank.
- b. Ensure the diversification of capital sources.
- c. Allocate capital efficiently among operational entities and business units, in line with the Bank's long-term business strategy and relevant returns.
- d. Assess and select the most appropriate recovery action, as well as communication channels based on the events that caused the recovery conditions.

Functions

Functions related to capital management:

- a. Review market conditions and solutions/instruments related to capital management, such as more optimal funding sources, and solutions to meet capital adequacy targets, etc.
- b. Establish and determine capital management policies, strategies and procedures that are appropriate with the Bank's size, characteristics,

business complexity, and risk level, and ensure the Bank maintains adequate capital levels to anticipate Bank's risks.

- c. Ensure the Bank's strategic plan includes capital management strategies that reflect capital needs, anticipate capital expenditures, capital targets to be achieved, and expected capital resources.
- d. Ensure capital management strategies, policies and procedures are communicated and implemented.
- e. Review and approve the Internal Capital Target (ICT) ratio including the Trigger Ratio which is the minimum level of capital that triggers necessary follow-up measures.
- f. Review and approve targeted dividend payout ratio to ensure and balanced the capital adequacy and capital structure efficiency.

Functions related to Recovery Plan (RP):

A. Business-as-Usual Conditions ("BAU"):

1. Maintain and update RP framework, policies and processes which comprise analysis of core business lines, critical economic functions, interdependencies, RP stress tests, RP triggers, and recovery options, at least annually.
2. Resubmit the revised RP to the Board of Commissioners, Board of Director, shareholders, and regulators to obtain the relevant approval, if necessary approval is needed.
3. Receive the current level information of established Early Warning Indicators (EWI) and Recovery Indicators on a regular basis from business and support units. EWIs could serve as a sign for potential breach of recovery indicator.
4. Provide declaration and activation of "Recovery Stage" upon assessment of recovery indicators.
5. Determine if any technical reasons are prevalent which impacted RP triggers and provide management overlay on the formal activation of "Recovery Stage".



BOARD OF DIRECTORS COMMITTEES

6. Provide direction, review and approval RP prior to submission to the regulators and parent company.
7. Determine the appropriate RP triggers.
8. Deliberate on the possible actions and strategies at disposal to Bank under "Recovery Stage" and shortlist preferred actions and strategies.
9. Approve budget related to RP activities.
10. Carry out a dry run on an annual basis to ensure governance and communication structures can be executed during the recovery phase.
11. Validate the readiness of infrastructure to support recovery options after "Recovery Stage" declaration.

B. During activation of RP:

1. Receive notification from the management committee/business unit and support unit when the recovery indicator is exceeded and perform the "Recovery Stage" activation declaration.
2. When recovery indicator triggers are exceeded, the committee shall provide notification to the Board of Directors, Board of Commissioners, shareholders, and the relevant regulators.
3. Notify other relevant committees (case-by-case basis) such as Crisis Management Committee and Funding Crisis Management Team (FCMT) that recovery indicator triggers have been triggered and support may be required.
4. Deliberate and approve recovery options and strategies with assistance of the Management Committee(s).
5. Provides directions on the execution of RP based on the shortlisted recovery options pre-specified in BAU phase.
6. Determine the involvement of business units and support units in support of "Recovery Phase".
7. Activate RP communication strategies.
8. Activate Non-Credit Discretionary Powers to utilize unplanned recovery costs (unbudgeted).

Meeting, Quorum, and Decision Making

1. Meetings are held at least 4 (four) times in one year.
2. The quorum of the meeting is at a minimum of 50% (fifty percent) and 1 (one) of the Committee members.
3. The decision-making quorum is approval by 50% (fifty percent) of Committee members present at the meeting.

Work Realization in 2017

- a. The Committee determined the level of ICT and Trigger Ratio for 2017 and 2018.
 - i. As a form of comprehensive capital monitoring, actual capital accomplishment against ICT is monitored by RMC on a monthly basis.
 - ii. Minimum regulatory capital according to Bank's Profile, new regulations affecting minimum capital such as capital buffer, stress test simulation, business growth projection, and significant events or transactions that occurred in 2017 has been included in determining ICT level.
- b. The Committee has endorsed corporate action plans for 2018 that had impact on the Bank's capital utilization.
- c. The Committee has approved and provided direction related to Risk Weight Asset (RWA) Optimization project initiatives for 2017.
- d. The Committee has approved RWA Optimization & Adjustment Governance in 2017.
- e. New regulations issued in 2017 that have significant impact on the Bank's capital was OJK Regulation No 14 / POJK.03 / 2017, regarding the Bank's Action Plan (Recovery Plan) which included the following impacts:
 - i. Bank must have standard procedures for Recovery Plan.
 - ii. Bank must submit the Recovery Plan to OJK by December 2017.
 - iii. Bank must have debt or investment instruments with capital characteristics no later than December 2018.
 - iv. Bank must disclose Bank's Recovery Plan.
 - v. Bank should conduct evaluation and stress testing on the Recovery Plan.

- vi. Banks should develop an information management system to support the evaluation and testing of the Recovery Plan.
- f. The Committee has approved the designation of the CMC as the executive committee responsible for the Bank's Recovery Plan and the change of the CMC name into Capital Management & Recovery Plan Committee (CMRPC).
- g. The Committee approved the RAROC ratio for each of CIMB Niaga's business line.
- h. The Committee approved the Annual Integrated Planning Framework (AIPF) policy related to the annual Bank's business plan.

Work Program in 2018

- a. Determine annual minimum limit of minimum Capital Adequacy Ratio (CAR) known as the Internal Capital Target (ICT) and Trigger Ratio which is the capital limit that triggers the follow-up measures for capital adequacy.
- b. Identify significant events/transactions to be performed by the Bank and identify their impact to the Bank's capital.
- c. Identify new regulations issued by the regulators and their impact to the Bank's capital.
- d. Determine the ratio of Risk Adjusted Return on Capital (RAROC) as one of business performance evaluation indicator.
- e. Determine/approve new policies related to capital.

Attendance of Board of Directors in Executive Committee Meetings

No	Name	RMC	ORC	ITSC	ALCO	CPC	CMRP
		Attendance					
1	Tigor M. Slahaan	11	11	6	36	13	3
2	Wan Razly Abdullah	11	11	4	31	13	4
3	Rita Mas'Oen	12	9	6	1	12	1
4	Megawati Sutanto	12	9	3	0	12	1
5	Vera Handajani	13	11	6	12	14	3
6	John Simon	12	10	5	42	13	4
7	Lani Darmawan	13	10	5	24	11	3
8	Fransiska Oei	13	10	4	3	14	2
9	Hedy Lapian	12	10	1	27	12	3
10	Pandji Djajanegara	11	11	6	38	13	4
11	Rahardja Alimhamzah	5	04	3	11	4	3
Total Meetings		13	11	6	50	14	4
Total Minimum Meetings based on TOR		10	10	4	12	10	2

*: Invitee member TOR ITSC for ITSC I - IV.



Corporate Secretary

PROFILE OF CORPORATE SECRETARY



Fransiska Oei
Corporate Secretary

Appointed as Corporate Secretary of PT Bank CIMB Niaga Tbk and domiciled in Jakarta, Indonesia.

Complete profile is listed in the BOD Profile.

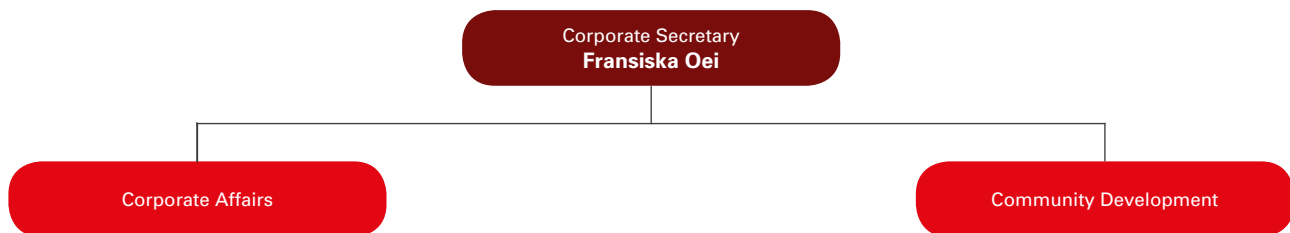
LEGAL REFERENCES

The legal references for the appointment of Fransiska Oei as Corporate Secretary is based on Circular Decision Letter of the Board of Directors of PT Bank CIMB Niaga Tbk. No. 001/SIR/DIR/IX/2016 dated 21 September 2016 to comply with OJK Regulation no. 35/POJK.04/2014 dated 8 December 2014 and Indonesian Stock Exchange Regulation no. I-A dated 20 January 2014. The appointment was reported to the OJK (both OJK Supervising Agency and OJK Capital Market) on 23 September 2016 and was announced to the public through the IDXNet website (e-reporting) at the same day.

TERM OF OFFICE

Fransiska Oei has served as Corporate Secretary since 26 September 2016 up to present.

Organizational Structure of Corporate Secretary



ROLES AND RESPONSIBILITIES

Roles and responsibilities of Corporate Secretary of CIMB Niaga are as follows:

1. Keeping abreast of the prevailing rules and regulations in the Capital Market.
2. Providing input to the Board of Directors and Board of Commissioners of the Bank to comply with Capital Market regulations issued by the Financial Services Authority (OJK), Indonesian Stock Exchange (BEI) and other Regulators pertaining to the Capital Market.
3. Organizing and documenting the General Meeting of Shareholders and Public Expose conducted by the Bank.
4. Organizing and attending Board of Commissioners meetings, Board of Commissioners meetings attended by Board of Directors, Committees under Board of Commissioners meetings, as well as preparing and administering the minutes of the meetings.
5. Organizing and attending Board of Directors meetings, Board of Directors meeting attended by Board of Commissioners, Committees under Board of Directors meetings, as well as preparing and administering the minutes of the meetings.
6. Submitting reports related to Capital Market regulations, either regular or ad-hoc reports, to the OJK and BEI, in a timely manner.



7. Performing information disclosure to the public in accordance with prevailing rules and regulations.
8. Improving and aligning Corporate Governance implementation practices of the Bank with OJK principles and the ASEAN Corporate Governance Scorecard.
9. Preparing documents and assisting the Fit and Proper Test process for candidates of Board of Commissioners and/or Board of Directors members.
10. Conducting an orientation program for new members of the Board of Directors and / or Board of Commissioners in order to provide knowledge and understanding of the Bank.
11. Administering all original documents of the Bank such as licenses, deeds, certificates, minutes of meetings and internal policies.
12. Administering and distributing all incoming letters addressed to the Bank for follow-up.
13. Acting as liaison officer between the Bank and its shareholders, investors, authorities and other stakeholders.

TRAINING OF CORPORATE SECRETARY IN 2017

In order to improve knowledge and understanding to support the implementation of its duties and responsibilities, during 2017, Corporate Secretary attended the following training programs seminars workshops:

No.	Type of Training/Seminar/Workshop/ Knowledge Sharing	Organizer	Date & Venue
1.	Cyber Security Threats	Ginting & Reksodipuro	9 Feb 2017 Energy Building - Jakarta
2.	BMC Offsite Training	Shyamli Rathore	9 – 10 March 2017 Hotel Intercontinental, Bandung
3.	Indonesia-Korea Financial Cooperation Forum 'Challenges and Areas of Cooperation in the Financial Industries of Indonesia & Korea'	Perbanas & Korea Federation of Banks (KFB)	12 April 2017 Hotel Fairmont, Jakarta
4.	Future Policy and Development of Payment System in Indonesia	Forum Komunikasi Direktur Kepatuhan Perbankan (FKDKP)	24 May 2017 Hotel Pullman, Jakarta
5.	Common Report Standard - Seminar	PwC Indonesia	15 June 2017 Graha CIMB Niaga, Jakarta
6.	Workshop of ASEAN CG Scorecard-Based GCG Implementation	OJK	28 Sept 2017 Hotel Dharmawangsa, Jakarta
7.	Role of The Boards in Creating and Sustaining Corporate Governance Culture	IICD	27 Nov 2017 Hotel Pullman, Jakarta
8.	Future APU and PPT Policy and Consumer Protection in Banking Sector	Forum Komunikasi Direktur Kepatuhan Perbankan (FKDKP)	7 Dec 2017 Hotel Le Meridien, Jakarta

DUTIES IMPLEMENTATION OF CORPORATE SECRETARY IN 2017

In 2017, the Corporate Secretary performed the following duties and responsibilities in accordance with its mandated functions:

1. Kept abreast of developments in Capital Market, particularly the prevailing rules and regulations of the Capital Market, by ensuring compliance with new regulations issued by the OJK, BEI and other Regulators relating to the Capital Market and conveyed such information and providing input to the Board of Directors and Board of Commissioners, including:
 - a. POJK No. 10/POJK.04/2017 on Amendment to POJK No. 32/POJK.04/2014 on the Plan and Organization of the General Meeting of Shareholder of Public Company.
 - b. POJK No. 11/POJK.04/2017 regarding Report of Share Ownership or Any Changes in the Share Ownership of Public Company.
 - c. POJK No. 13/POJK.03/2017 on Use of Service of Public Accountant and Public Accounting Firm in Financial Services Activities, in particular the Role of Audit Committee.



Performance
Highlights



Management
Reports



Company
Profile



Management Discussion
and Analysis



Risk
Management

CORPORATE SECRETARY

2. Organized and documented the Annual GMS held concurrently with the Extraordinary GMS on 24 April 2017 and the second Extraordinary GMS on 25 August 2017, Public Expose on 12 July 2017 and ensured regular communication with investors through Analyst Meetings held on a quarterly basis, both by physical presence and by conference call.
3. Conducted Board of Commissioners meetings once a month, Board of Commissioners meetings attended by the Board of Directors once every 3 (three) months, Committees under Board of Commissioners meetings, as well as prepared and administered the minutes of the meetings.
4. Conducted and attended Board of Directors meetings once a week and Board of Directors meetings attended by Board of Commissioners once every 3 (three) months, prepared the minutes of the meetings, as well as organized and attended the Executive Committee meetings of Board of Directors.
5. Submitted regular and ad-hoc reports to the regulators based on prevailing rules and regulations.
6. Provided disclosure of information to the public in accordance with prevailing regulations.
7. Administered, distributed and prepared follow-ups on incoming mail addressed to the Board of Directors and Board of Commissioners. In 2017 the Bank received 7301 letters, addressed to the Board of Directors and/or Board of Commissioners, from OJK Supervisory, OJK Capital Market, Bank Indonesia, PPATK, BEI, KSEI, Court, State Police, Directorate General of Taxes, and others.
8. Prepared documentation and assisted in the Fit and Proper Test process for 1 (one) Board of Directors candidate member and for 1 (one) Board of Commissioners candidate member.
9. Provided an orientation program for Board of Commissioners and Board of Directors candidate members.
10. Updated and adjusted Board of Commissioners and Board of Directors Charters in accordance with prevailing rules and regulations and good governance practices.
11. Established a Good Corporate Governance Unit to improve and ensure the implementation of good corporate governance at the Bank.

DISCLOSURE OF INFORMATION IN 2017

In 2017, the Corporate Secretary conveyed information to the public through mass media, IDX and CIMB Niaga website in bahasa Indonesia and English, and submitted regular as well as ad-hoc reports to IDX and OJK as follows:

Regular Report

Type of Report	Addressee	Reporting Period	Total
Monthly Report of Securities Holder Register of BNGA	BEI	Monthly	12
Consolidated Financial Statements of the Bank and its Subsidiaries	OJK & BEI	Quarterly	4
Annual Report	OJK & BEI	Annually	1
Annual Rating Report	OJK & BEI	Annually	2
Report of Foreign Currency Debt	OJK	Monthly	12
Financial Statements of Ultimate Shareholders	OJK	Semi-annually	2
Annual Report of Ultimate Shareholders	OJK	Annually	1
Report of Related Parties	OJK	Semi-annually	2

**Incidental Reports**

Date	Reporting Topics
Jan – Feb 2017	53 disclosures on Specific Information of Shareholders
12 January 2017	Report on the Use of Fund from Public Offering
23 January 2017	Disclosure of Information: Confirmation on Fund for the 17th Interest Payment for Shelf-Registered Bonds I Bank CIMB Niaga Phase I, Year 2012 Series B
23 January 2017	Disclosure of Information: Confirmation on Fund for the 1st Interest Payment for Shelf-Registered Bonds II Bank CIMB Niaga Phase I, Year 2016
10 February 2017	Disclosure of Information: Confirmation on Fund for the 13th Interest Payment for Shelf-Registered Bonds I Bank CIMB Niaga Phase II, Year 2013, Series C
20 February 2017	Submission of Annual Financial Report
21 February 2017	Submission of Evidence of Publication of Annual Financial Statements
3 March 2017	Submission of Report of Plan to Organize Annual GMS
10 March 2017	Submission of Evidence of Publication of GMS Notification
10 March 2017	Submission of Evidence of Publication of Share Buyback Information
10 March 2017	Disclosure of Information: Share Buyback Plan of PT Bank CIMB Niaga Tbk ("the Company")
24 March 2017	Submission of agenda of Annual and Extraordinary GMS
27 March 2017	Submission of Publication of Summons for GMS
30 March 2017	Disclosure of Information: Confirmation on Fund for the 27th Interest Payment of Subordinated Bonds I of Bank CIMB Niaga, Year 2010
30 March 2017	Submission of Evidence of Announcement of the Correction of Name of Public Accountant Appointed during Annual GMS of PT Bank CIMB Niaga Tbk.
30 March 2017	Clarification of Stock Exchange Data Query
10 April 2017	Disclosure of Information: Confirmation on Fund for the 18th Interest Payment of Shelf-Registered Bonds of Bank CIMB Niaga Phase I, Year 2012, Series B
26 April 2017	Disclosure of Information: Confirmation on Fund for the 2nd Interest Payment of Shelf-Registered Bonds II Bank CIMB Niaga Phase I, Year 2016
26 April 2017	Submission of Evidence of Publication of Annual GMS Resolutions
27 April 2017	Submission of Resolutions of Annual and Extraordinary GMS
27 April 2017	Submission of Evidence of Publication of Interim Financial Statements
27 April 2017	Submission of Interim Financial Statements
9 May 2017	Disclosure of Information: Confirmation on Fund for the 14th Interest Payment of Shelf-Registered Bonds of I Bank CIMB Niaga Phase II, Year 2013, Series C
17 May 2017	Annual Public Expose Plan
19 May 2017	Annual Rating Report (FITCH)
29 May 2017	Announcement of Postponement of Annual Public Expose Plan
16 June 2017	Disclosure of Information: Confirmation on Fund for the 26th Subordinated Bonds II Bank CIMB Niaga, Year 2010, with Fixed Interest Rate
16 June 2017	Disclosure of Information: Confirmation on Fund for the Principal Payment and the 28th Interest Payment of Subordinated Bonds I Bank CIMB Niaga, Year 2010
20 June 2017	Annual Public Expose Plan
4 July 2017	Submission of Report on Extraordinary GMS Plan
7 July 2017	Submission of Annual Public Expose Materials
11 July 2017	Submission of Evidence of Publication of Extraordinary GMS Announcement
11 July 2017	Disclosure of Information: Announcement of Paid-off of Subordinated Bonds I Bank CIMB Niaga, Year 2010



Performance
Highlights



Management
Reports



Company
Profile



Management Discussion
and Analysis



Risk
Management

CORPORATE SECRETARY

Date	Reporting Topics
13 July 2017	Disclosure of Information: Confirmation on Fund for the 19th Interest Payment of Shelf-Registered Bonds of I Bank CIMB Niaga Phase I Year 2012 Series B
13 July 2017	Disclosure of Information: Confirmation on Fund for the 3th Interest Payment of Shelf-Registered Bonds of II Bank CIMB Niaga Phase I, Year 2016
14 July 2017	Report of Result of Annual Public Expose
18 July 2017	Disclosure of Information: Report of Revision on the Implementation of Share Buyback Plan of PT Bank CIMB Niaga Tbk
18 July 2017	Submission of Evidence of Publication of Share Buyback Announcement
25 July 2017	Disclosure of Information: Resignation of Commissioner of PT Bank CIMB Niaga Tbk ("CIMB Niaga")
26 July 2017	Summons for Extraordinary GMS
26 July 2017	Submission of Evidence of Publication of Summons for Extraordinary GMS
31 July 2017	Submission of Interim Financial Statements
31 July 2017	Submission of Evidence of Publication of Interim Financial Statements
2 August 2017	Annual Rating Report (PEFINDO)
3 August 2017	Additional Information of Issuance of Shelf-Registered Bonds II Bank CIMB Niaga Phase II ,Year 2017
7 August 2017	Disclosure of Information: Confirmation on Fund for the 15th Interest Payment of Shelf-Registered Bonds I Bank CIMB Niaga Phase II, Year 2013 ,Series C
28 August 2017	Disclosure of Information: Sales of Additional Securities for Public or Limited Sales of Shares with Material Amounts
25 August 2017	Submission of Evidence of Publication of Extraordinary GMS Resolution
28 August 2017	Resolution of Extraordinary GMS
19 September 2017	Disclosure of Information: Confirmation of Fund for the 27th Payment of Subordinated Bonds II Bank CIMB Niaga, Year 2010 with Fixed Interest Rate
29 September 2017	Disclosure of Information: Replacement of Share Registrar of PT Bank CIMB Niaga Tbk
16 October 2017	Disclosure of Information: Confirmation of Fund for the Principal Payment Series B and the 20th Interest Payment of Shelf-Registered Bonds I Bank CIMB Niaga Phase I, Year 2012
17 October 2017	Disclosure of Information: Additional Information Summary of Shelf-Registered Bonds II Bank CIMB Niaga Phase III, Year 2017
31 October 2017	Submission of Evidence of Publication of Interim Financial Statements
31 October 2017	Submission of Interim Financial Statements
3 November 2017	Disclosure of Information: Issuance of Shelf Registered Bonds II Bank CIMB Niaga Phase III, Year 2017
15 November 2017	Disclosure of Information: Confirmation of Fund for the Paid off of Shelf-Registered Bonds II Bank CIMB Niaga Phase I, Year 2016, Series A
20 November 2017	Disclosure of Information: Confirmation of Fund for the 1st Interest Payment of Shelf-Registered Bonds II Bank CIMB Niaga Phase II, Year 2017
4 December 2017	Disclosure of Information: Confirmation of Fund for the 28th Interest Payment of Shelf-Registered Bonds II Bank CIMB Niaga ,Year 2010 with Fixed Interest Rate

► Compliance Management

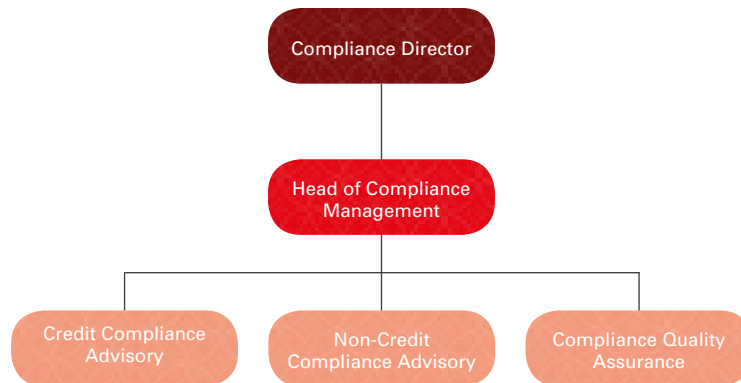
Profile of Head of Compliance Management



► **Liston Siahaan**
Head of Compliance Management

Indonesian citizen, 49 years old. He has been serving as Head of Compliance Management of CIMB Niaga since October 2013. Previously he served as Division Head of Risk Management Group of Bank Niaga and worked at the Indonesian Bank Restructuring Agency and PT Pefindo. He holds a Bachelor degree from the Bandung Institute of Technology in 1992 and a Master of Management from Prasetya Mulya Business School, Jakarta in 1996.

Compliance Management Organizational Structure



DUTIES AND RESPONSIBILITIES OF COMPLIANCE MANAGEMENT

- Establishes compliance policies and conducts reviews and updates on a regular basis.
- Constructs compliance measures and programs in order to support the creation of a Compliance Culture in all Bank operations at every level of the organization.
- Identifies, measures, monitors, and controls Compliance Risk in accordance with the implementation of risk management for Commercial Banks and Sharia Business Units (SBU).
- Assess and evaluate the effectiveness, adequacy, and suitability of CIMB Niaga's policies, rules, systems, and procedures toward the requirements of the regulator. In addition, also performs the validation of compliance implementation in working units.
- Reviews and provides recommendations for updating and refining the current policies,



COMPLIANCE MANAGEMENT

regulations, systems, and procedures to be in compliance with the provisions of the authorities, including the Sharia Principles for SBU.

- f. Performs the function of liaison officer of CIMB Niaga with regulators, particularly related to the compliance implementation and regulatory audit.
- g. Reports the implementation of the compliance function and compliance status of CIMB Niaga to the Board of Directors through the Compliance Director.
- h. Advises on inquiries from working units relating to the regulation from the authority.
- i. Conducts training/ socializations on regulations and other compliance programs.
- j. Performs other duties that relate to the Compliance Function.

COMPLIANCE PRINCIPLES ACCORDANCE WITH OJK

The Bank at all times takes compliance measures as part of compliance risk management of its business and operational activities in accordance with POJK No.46/POJK.03/2017 on the Implementation of Compliance Function in Commercial Banks. Compliance risk management is important for the Bank as custodian of public funds and in highly regulated banking industry while also to be relevant with the development of public's need and financial technology innovation.

The implementation of the Compliance Function serves as one of the factors in implementing Good Corporate Governance and Bank is committed to comply with the rules and regulations, through compliance risk management that based on compliance principles, as follows:

1. Compliance starts from the top;
2. Compliance is everyone's responsibility;
3. Compliance with laws and regulations;
4. Compliance is implemented with competence and integrity according to responsibilities;
5. Compliance is stakeholders oriented;
6. Compliance is dedicated to the Bank's continuity; and
7. Compliance is problem solving oriented.

COMPLIANCE FUNCTION

The Bank established an independent Compliance Unit (SKK) directly reports to the Director in charge of the Compliance Function. SKK is responsible for the implementation of Compliance Function in order to support the establishment of Compliance Culture. SKK is also responsible for ensuring that the policies, provisions, systems and procedures, and business activities undertaken by the Bank are in compliance with regulation.

COMPLIANCE MANAGEMENT PLANS AND FRAMEWORK IN 2017

The 2017 Compliance Plan based on the Compliance Framework are as follows:

- a. Programs and Activities in Compliance Internalization
 - i. Updating the banking regulation database and other related regulations.
 - ii. Socialization and training related to banking regulations.
- b. Programs and Activities in Compliance Implementation
 - i. Advisory, which includes providing recommendations/opinions and clarifications from SKK based on request for advice from other working units related to the fulfillment of compliance aspects.
 - ii. Compliance Testing, which includes compliance tests for plans of new product/activity and new policies/ procedures and its amendments.
- c. Programs and Activities in Compliance Monitoring and Reporting
 - i. Refinement of the framework and improvement of Risk Control Unit (RCU) competencies through discussion and training.
 - ii. The RCU reports the Risk Control Self Assessment (RCSA) results to SKK.
 - iii. SKK reviews the RCSA report, including to conduct validation on RCSA.
 - iv. Monitoring CIMB Niaga's commitment to regulator.
 - v. Periodic compliance reports to the Directors, Board of Commissioners and regulator.



vi. Submit Integrated Compliance report of compliance implementation in CIMB Indonesia financial conglomeration.

COMPLIANCE ACTIVITIES IN 2017

In order to support the building of Compliance Culture, SKK undertook Compliance Program activities in 2017 as follows:

a. Socialization of Regulations

SKK socializes regulations, administrates and updates the banking regulatory database on the Bank's internal web-based system, which is an e-manual. Socialization is conducted through face-to-face training and electronic-based communication tools.

b. Compliance Test

SKK conducts compliance tests on internal policies as well as new products and / or activities to comply with the regulations issued by authorities. SKK also provides opinions to working unit based on prudential principles and in compliance with regulations from authorities.

c. Monitoring of Compliance Implementation

SKK monitors compliance implementation in working units through self-assessment of RCSA / CM (Risk Control Self-Assessment / Compliance Matrix) that conducted by each RCU / DCORO

(Risk Control Unit / Designated Compliance & Operational Risk Officer) as well as results from other independent units (such as Internal Audit, Risk Management) and examination results from authorities. The Bank has established RCUs as part of the 1st line of defense in each Directorate whose function is to self-assess the compliance risk and monitor fulfillment of compliance aspect in such unit.

d. Validation of Compliance Implementation

SKK also conducts evaluation/validation on compliance implementation in working units. Evaluation/validation is conduct to verify the working units is perform assesment on RCSA assess whether is there any compliance issues in the working unit.

e. Monitoring by Regulators

The Compliance Unit at the Bank is regularly audited by regulators (OJK and BNM) as well as by Internal Audit. In 2017 there were no regulatory audit findings related to Compliance unit, while Internal Audit recommendations have been followed up by Compliance unit.

f. Compliance Report

SKK submits compliance reports and compliance activities of the Bank to internal parties and regulator in accordance with the regulations.

Compliance Activities	2017
Regulations Socialized by SKK	110 new regulations were disseminated
Training by SKK	1,405 training participants
Compliance Tests by SKK	297 policies and products were tested



COMPLIANCE MANAGEMENT

FULFILLMENT OF COMPLIANCE REQUIREMENTS TO RELEVANT AUTHORITIES

SKK monitors and maintains CIMB Niaga's compliance with the commitments made to the regulator. Throughout 2017, CIMB Niaga has fulfilled its commitments to the regulator.

To help monitor the fulfilment of commitments in the Bank, SKK has established a system/ application called Regulatory monitoring commitment (RECOM).

COMPLIANCE INDICATORS IN 2017

1. Capital Adequacy Ratio/CAR (credit risk, market and operational risk) was 18.23%, meeting the regulatory minimum requirements.
2. There was no breach or violations on Maximum Legal Lending Limit regulation.
3. Net Non Performing Loan (NPL) was 2.17% meeting the maximum 5% limit.
4. Minimum Statutory Reserve (GWM) of Rupiah for Daily and Average was 5.36% and 6.74% meeting the minimum requirements of 5% and 6.5%, respectively.
5. Minimum Statutory Reserve (GWM) of Foreign Currency was 8.76%, meeting the minimum limit requirement of 8%.
6. Liquidity Coverage Ratio was 129.29% meeting the minimum limit requirement of 100%.
7. Net Open Position (on and off balance sheet) was 0.80% meeting the maximum limit of 20%.
8. The regulatory audit commitments are met accordingly and in timely manner.



► Internal Audit Unit (IAU)

Internal audit function at CIMB Niaga is performed by the Internal Audit Unit (SKAI). The main duties of Internal Audit are to ensure that the Bank's management and operations are in compliance with prevailing rules and regulations and support the Bank's interests and objectives. Internal Audit is also responsible for ensuring the adequacy and proper implementation of internal control process.

INTERNAL AUDIT CHARTER

The IAU of CIMB Niaga follows the Internal Audit Charter as a guidance that sets forth the vision and mission, function and scope of work, responsibility, authority, accountability, independence, and code of conduct of IAU. The Internal Audit Charter is regularly reviewed and updated as required by the organization. The latest reviews and updates were done on 29 May 2017 and have been approved by the President Director and the Board of Commissioners.

The Internal Audit Charter is developed to comply with OJK Regulation No. 56/POJK.04/2015 on the Establishment and Guidelines for the Establishment of Internal Audit Charter, OJK Regulation No. 18/POJK.03/2014 dated 18 November 2014 concerning the Implementation of Integrated Governance for Financial Conglomeration and Bank Indonesia Regulation No.1/6/PBI/1999 dated 20 September 1999 on the Assignment of Compliance Director and Implementation of Internal Audit Standards for Commercial Banks.

The Internal Audit Charter governs the conduct and guidance of audits to ensure:

1. Risks have been properly identified and managed.
2. Interactions with various governance groups have been well managed.

3. Key financial, managerial and operational information is accurate, reliable and timely.
4. Employee actions are in accordance with prevailing policies, rules and regulations.
5. Resources are economically acquired and efficiently used and adequately protected.
6. Programs, plans and goals are well achieved.
7. The quality and continuous improvement have been embedded in CIMB Niaga control process.
8. Regulations which have significant impact on CIMB Niaga are properly acknowledged and addressed.
9. Opportunities to improve CIMB Niaga's management, profitability and reputation are identified and disclosed during the audit.

APPOINTMENT OF CHIEF AUDIT EXECUTIVE

The Chief Audit Executive was appointed by the President Director with the approval of the Board of Commissioners effective as of 3 January 2017 based on Decision Letter No.024/HROB/HRS/XII/2016. The appointment of the Chief Audit Executive was reported to Bank Indonesia and the Financial Services Authority, respectively, in Letter No.008/DIR/XII/2016 dated 19 December 2016. As an independent control unit, IAU reports directly to the President Director and in a matrix to the Board of Commissioners through the Audit Committee. The President Directors also has the authority to terminate the Chief Audit Executive if the individual is deemed unable to perform the duties in accordance with his / her responsibilities.

INTERNAL AUDIT UNIT (IAU)

HEAD OF INTERNAL AUDIT PROFILE (CHIEF AUDIT EXECUTIVE)



➤ **Antonius Pramana Gunadi**
Chief Audit Executive

Indonesian citizen, 43 years old. He joined CIMB Niaga in December 2016 and has been serving as Chief Audit Executive since 3 January 2017. He started his career as an Auditor at public accounting firm of Coopers & Lybrand, KPMG and Ernst & Young before entering the banking industry and becoming Head of Internal Audit at ABN Amro Bank Indonesia, Barclays Indonesia, Bank Internasional Indonesia. Prior to joining CIMB Niaga, he served as Audit Director at Citibank and was responsible for audit activities in Indonesia and a number of countries in Asia and EMEA. He holds a Bachelor degree in Accounting from Tarumanagara University and several international certifications such as the Certified Internal Auditor (CIA) and Certified Anti Money Laundering Specialist (CAMS).

Training and workshops attended in 2017 were BMC Offsite Training, Digital Leadership Series, Meet & Great with Top Senior Leaders of CIMB Niaga, Public Speaking, Sharing Programs - Cyber Security and Risk Management Certification Refreshment

IAU HUMAN RESOURCE AND PROFESSIONAL CERTIFICATION

As of December 2017, the number of internal auditors in IAU was 118 auditors, including Chief Audit Executive. During 2017, IAU organized 85 training programs with a total of 10,138 training hours attended by 1,950 participants. IAU also sends auditors to perform joint audit with the Internal Audit Group at CIMB Group for the purpose of benchmarking and sharing knowledge of best audit practices implemented in each country. IAU also continuously improves the expertise and competency of auditors by engaging auditors in various training programs, seminars, and workshops both local and overseas. One of the efforts to improve the auditor's competency in terms of audit skills, risk management and information security is facilitating access for internal auditors to be able to participate in the international- online training.

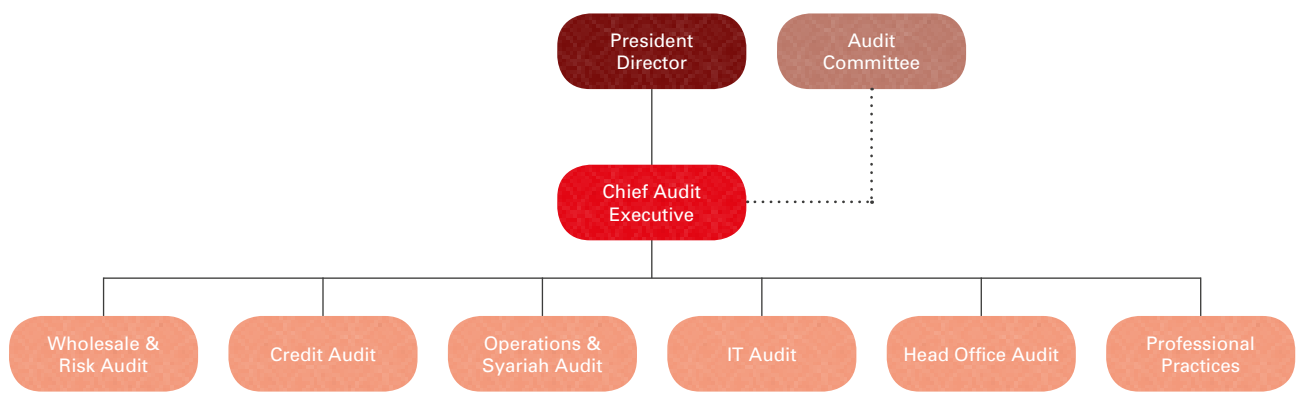
In addition, Internal Audit is also required to obtain Internal Audit profession certification such as Qualified Internal Auditor (QIA). Other professional certification programs that have been attended also include Certified Internal Auditors (CIAs), Certified Risk Management Assurance (CRMA), Certified Information Systems Auditors (CISA) and Certified Ethical Hackers (CEH), with the following certifications:

Certification	Total Auditor
International Certification	
Certified Internal Auditor (CIA)	3
Certified Information System Auditor (CISA)	10
Certified Risk Management Professional (CRMP)	1
Certified Information System Security Professional (CISSP)	1
Certified in Risk Management Assurance (CRMA)	2
Certified in Risk and Information System Controls (CRISC)	3
Certified Forensic Auditor (CFrA)	1
Certified Ethical Hacker (CEH)	9
Certified Objective for Information and Related Technology (COBIT5)	3
Certified Information System Manager (CISM)	1
Certified Anti Money Laundering Specialist (CAMS)	2
Financial Risk Manager (FRM)	1
Quality Assurance Review (QAR)	2

Certification	Total Auditor
National Certification	
Qualified Internal Auditor (QIA)	52
Sertifikasi Manajemen Risiko Level I	51
Sertifikasi Manajemen Risiko Level II	53
Sertifikasi Manajemen Risiko Level III	6
Sertifikasi Manajemen Risiko Level IV	2

IAU STRUCTURE AND COMPOSITION

In accordance with Bank Indonesia Regulation No.1/ 6/ PBI/1999 dated 20 September 1999 on the Assignment of Compliance Director and Implementation of Internal Audit Standards for Commercial Bank and OJK Regulation No. 56/POJK.04/2015, the IAU in Bank's organization structure is under the President Director



IAU ROLES AND RESPONSIBILITIES

The IAU has a role in providing independent and objective assurance consulting services that can add value and improve the Bank's operations. IAU assists the Bank in achieving its objectives by evaluating and improving the effectiveness of risk management, internal control and governance processes. In accordance with the Internal Audit Charter, the duties and responsibilities of IAU of CIMB Niaga are as follows:

1. Develop an annual audit plan based on a risk-based methodology, and submit annual audit plans to the Board of Directors and to the Board of Commissioners through the Audit Committee for approval.
2. Implement an approved annual audit plan, including any specific tasks or projects requested by the Board of Directors or by the Board of Commissioners through the Audit Committee.
3. Ensure the availability of sufficient number of audit staff with sufficient knowledge, expertise, and experience and certified professionals to conduct the audit.
4. Conduct audit activities and assess the efficiency and effectiveness in finance, accounting, operations, human resources, marketing, information technology and other activities.
5. Prepare audit report and submit the report to the audited party with a copy to the President Director, Compliance Director and other relevant units and to the Board of Commissioners through the Audit Committee.
6. Periodically report to the Board of Directors and Board of Commissioners through the Audit Committee on the objectives, authorities, and responsibilities, and the performance of IAU activities in comparison with their planning. Reporting also includes significant risk exposure and control issues.
7. Prepare semester reports on the implementation of the key points of audit results to the Financial Services Authority, no later than 2 months after the end of the period.
8. Report specifically to the Financial Services Authority on the findings of Internal Audit that could significantly disrupt the business sustainability of CIMB Niaga.



INTERNAL AUDIT UNIT (IAU)

9. Report to the Financial Services Authority on external audit results disclosing an opinion on the performance of Internal Audit Unit and compliance with SPFAIB and any room for improvements.
10. Follow up on audit findings and recommendations. All significant audit findings will remain “unfinished” until those findings are resolved.
11. Inform the status of corrective actions on audit findings and recommendations of audit results to the Board of Directors and to the Board of Commissioners through the Audit Committee.
12. Inform the Anti-Fraud Management unit of any fraud indication identified by the Internal Audit.
13. Create and maintain appropriate working papers in accordance with prevailing regulations.
14. Implement quality assurance and improvement programs (QAIP) covering all aspects of Internal Audit activities. The QAIP includes an Internal Audit compliance evaluation on the definition of Internal Audit and Standards, as well as an evaluation of whether the auditor adopts the code of conduct. QAIP also assesses the efficiency and effectiveness of Internal Audit activities and identifies opportunities for improvement.
15. Deliver quality assurance and improvement programs on Internal Audit activities.
16. As for the implementation of Integrated Governance and the role of CIMB Niaga as a Legal Primary Entity with an already established Internal Audit Unit, the Integrated IAU duties are carried out by an existing Internal Audit with the following responsibilities to:
 - a. Perform audits of financial service institutions on an individual entity basis, on a collective basis, or based on reports from IAU of a financial services institution.
 - b. Monitor and evaluate the conduct of internal audit units in each member of CIMB Indonesia Financial Conglomerate, coordinate with internal audit units of the members of CIMB Indonesia Financial Conglomerate based on functions, and compile integrated IAU audit results from each member of the CIMB Indonesia Financial Conglomerate,
 - c. Prepare and submit a performance report covering the roles and responsibilities of Integrated IAU to the Director assigned to

oversee the financial services institutions in the Financial Conglomerate, Compliance Director of the Legal Primary Entity, and the BOC of the Legal Primary Entity.

PARTICIPATION IN THE INTERNAL AUDIT PROFESSIONAL ASSOCIATION

In order to expand knowledge and develop professional competency of the Internal Auditors, IAU has organized auditor participation in the Internal Audit professional association, among others, the Association of Bank Internal Auditors (IAIB), Institute of Internal Auditors (IIA) – Indonesian chapter, Information Systems Audit and Control Association (ISACA), Indonesian Institute of Accountants (IAI), Bank Internal Auditors Association (IAIB).

AUDIT ACTIVITY REPORT IN 2017

During 2017, IAU completed the audit assignments in accordance with its audit plan. In details, the IAU activities report in implementing the work plan based on strategic priorities is as follows:

1. Implementing Thematic Audits for a number of audit activities.
2. Re-assess the implementation of AML (Anti Money Laundering) and CFT (Counterfeit Transaction) practices in every line of business and support.
3. Establishing a “center of excellence” for AML and CFT-related expertise by sending out auditors to Certified Anti Money Laundering Specialist program so as to make them as IAU subject matter resources and specialists related to AML and CFT issues.
4. Continuing the role of IAU as a partner in post-implementation of the 1 Platform project.
5. Optimizing the role of data analytics to support the whole audit process and continuous auditing.
6. Implementing business monitoring by establishing continuous and sustainable communication with management, so that IAU always keeps abreast of developments and changes in business, process and issues encountered by management and aligns the audit focus with such changes and developments.



7. Continuing the role of IAU in providing consultative review to Business & Support.
 8. Conducting validation of high-risk findings to ensure adequate and sustainable follow-ups of management corrective actions to ensure the prevention of recurring findings in the future.
 9. Implementing diagnostic assessment skills, to assess the competencies of current auditors, based on the competence standards that auditors should keep up with and to develop auditor's development plans
 10. Continuing to improve cooperation with every business line and support in improving Bank performance through good governance, risk management and internal control through the role of IAU as Business Partner.
 11. Conducting a thorough review of the whole IAU audit universe to ensure that the whole audit universe is subject to risk assessments and the audit plan.
 12. Implementing Quality Assurance review by an independent external party.
 13. Continuing to review the policies and procedures applicable in IAU to keep it updated and in accordance with applicable professional standards
- WORK PLAN IN 2018**
- For 2018, IAU has developed a work plan with the following strategic priorities to:
1. Implement Thematic Audits for a number of audit activities and make changes to the audit approach for S & D and SME branches
 2. Review the implementation of AML (Anti Money Laundering) and CFT (Counterfeit Transaction) practices in every business line and business support.
 3. Conduct pre and post implementation review on E-Banking Projects for both new projects and upgraded projects
 4. Optimize the role of data analytics to support the whole audit process and continuous auditing.
 5. Continue to implement business monitoring so that IAU always keeps abreast of developments and changes in business, process, and issues encountered by management and aligns the audit focus with such changes and developments.
 6. Continue the role of IAU in providing consultative reviews to business units and business supports.
 7. Implement maturity diagnostic and development plan and improvement that will be conducted so as to allow IAU to achieve the expected level of maturity.
 8. Conduct Quality Assurance review internally.
 9. Continue to improve cooperation with every business unit line and business support to improve the Bank's performance through good governance, risk management and internal control through the role of IAU as Business Partner.
 10. Continue to review the policies and procedures applicable in Internal Audit to keep it updated and in accordance with applicable professional standards.

In order to realise such work plan, IAU will continue to improve auditor competence, methodology development, and optimization and usage of audit tools

➤ Anti-Money Laundering and Countering the Financing of Terrorism Program (AML and CFT)

PROFIL OF ANTI-MONEY LAUNDERING AND COUNTERING THE FINANCING OF TERRORISM PROGRAM (AML AND CF)



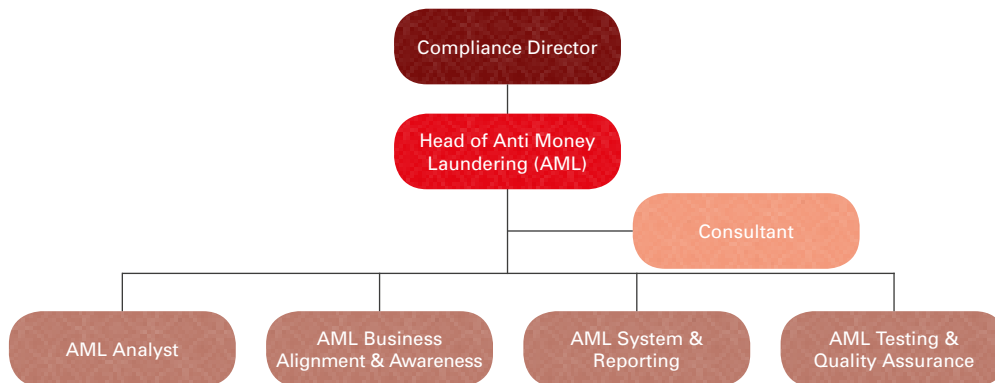
Entin Rostini

The Head of Anti Money Laundering (AML).

Indonesian citizen, 53 years old. She has been serving as the Head of Anti Money Laundering (AML) since December 2016. She started her career and held various positions at Bank Internasional Indonesia, Compliance Head at Bank Chinatrust Indonesia and AML Head at Bank Danamon Indonesia. She holds a Bachelor degree in Economics majoring in Accounting from Padjadjaran University Bandung and Master of Finance from Gajah Mada University Yogyakarta in 2005.

➤ **Entin Rostini**
Head of Anti Money Laundering (AML)

Organizational Structure of Anti-Money Laundering and Countering the Financing of Terrorism (AML and CFT)



IMPLEMENTATION OF AML AND CFT PROGRAM 2017

CIMB Niaga engages in its business committed to preventing its products and services from being used as a tool for money laundering and financing of terrorism by implementing AML and CFT programs in accordance with prevailing rules and regulations and referring to international best practices.

Pursuant to Law of Criminal Acts of Money Laundering No. 8 of 2010, the Law of the Prevention and Eradication of Criminal Acts of Terrorism Financing No. 9 of 2013, OJK Regulation No. 12/POJK.01/2017 dated 21 March 2017 and OJK Circular Letter No. 32/SEOJK.03/2017 dated 22 June 2017 and other related regulations, the Bank has maintained and implemented AML



and CFT programs, which were established and actively monitored by the Boards of Directors and Commissioners:

1. Agreement on regulations and procedure of AML/ CFT based on risk according to Bank's business complexity, which covers related regulations:

- a. Customer Due Diligence (CDD) in order to Customer Identification and updating CDD data, including classification method to decide customer's risk to money laundering and terrorism financing, Beneficial Owner identification and Customer data filtering against the AML Watchlist (AML Screening) database.
- b. Continuous monitoring and analysing to identify the conformity between customer's transactions with customer's CDD profiles, including business relationship closure and transaction refusal in order to AML and CFT implementation.
- c. Money laundering and terrorism funding risk identification and scoring related to Bank's product and services.
- d. Identification and Reporting of Suspicious Transactions (LTKM), Cash Transactions (LTKT), Cross-border Transactions (LTKL) and Integrated Service User System (SIPESAT) to PPATK (Indonesian Financial Transactions Reports and Analysis Center).
- e. New employee screening procedures and monitoring of employee transactions as part of implementing Know Your Employee (KYE) principles.
- f. Administration of CDD documents and other documents relating to AML and CFT.

2. Establishment of AML Unit responsible for the implementation of AML-CFT programs

In performing its functions, AML Sub Directorate at Head Office, reports and responsible directly to the Compliance Director. The AML Sub Directorate consists of staffs that have adequate banking knowledge and experience regarding risk assessment and mitigation related to AML and CFT program implementation. The number of staffs at the Sub Directorate of AML has increased by 10 (ten) personnel from 2016 to 20 (twenty) personnel

as of 31 December 2017. In addition, given its large scale of business, the Bank established a AML Local team in each branch and particular business unit, currently totalling 3,200 employees.

3. Management Information System for AML and CFT Implementation

In order to monitoring the profiles and transactions of customers, CIMB Niaga has already implemented an application system that could identify, analyse, monitor and provide reports on the characteristics of transactions made by customers, including identification of suspicious financial transactions. The application is capable of performing a thorough monitoring of all customer transactions in the Bank, including credit card, wealth management and custody. The application is equipped with parameters and thresholds, which are continuously evaluated in accordance with the evolving methods of money laundering and terrorism financing. The application also offers a feature for the screening process against watchlist and reporting of LTKM, LTKT and LTKL. The Bank also continuously makes enhancements to the application being used to add on various functions to improve system effectiveness and efficiency.

4. AML and CFT training for employees

AML and CFT training is mandatory for all employees to attend on a regular basis. Training methods are conducted face-to-face, with materials being customized based on the category of participants, and also through e-learning. For AML Sub Directorate staff, they are given the opportunity to participate in training and certification of AML and CFT to improve their skills in analysing and mitigating the risk of money laundering and financing of terrorism. The number of employees of AML and CFT training participants in 2017 is totalling 15,354 employees.

5. Internal control to evaluate the adequacy and effectiveness of AML and CFT program

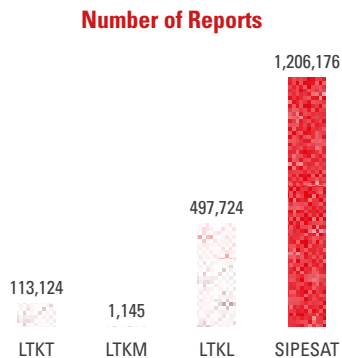
To ensure that the implementation of AML and CFT program has been made in accordance with the established policies, the Bank implements self-assessment procedures at business units and other units to be validated by the AML Sub-Directorate,

ANTI-MONEY LAUNDERING AND COUNTERING THE FINANCING OF TERRORISM PROGRAM (AML AND CFT)

prior to being reported to the Compliance Director. In addition, IAU and external auditors (OJK, BI, PPATK and BNM) routinely perform audits of the implementation of the Bank's AML and CFT programs.

6. Reporting and fulfillment of data requirement by regulators/law enforcement agencies

- a. The AML sub-directorate at the Head Office is responsible for reporting to PPATK regarding the implementation of AML and CFT. During 2017, the AML Sub-directorate engaged in the following reporting activities:
 - i. Cash Financial Transaction Report (LTKT)
 - ii. Report of Suspicious Transactions (LTKM)
 - iii. Cross-border Transactions (LTKL)
 - iv. Integrated Service User System (SIPESAT)



- b. AML Sub Directorate responded to data requests from PPATK and KPK in 2017 as follows:

Institution	Total Data Requests
PPATK	153
KPK	120

7. Screening against watchlist

The Bank performs screening for every opening of accounts and new business relationships against the watchlist issued by the authorities and against the watchlist commonly used in international best practice (e.g. OFAC List, UN List, DTTOT

and Proliferation Funding List of Weapons of Mass Destruction), PEP list and adverse news. In addition to having an internal watchlist, since 2017 the Bank has subscribed to the database watchlist from Thomson Reuters-Worldcheck. The Bank also performs re-screening of all existing customers for every renewal / addition to the watchlist.

8. Compliance test and AML and CFT advice

During 2017 the Sub Directorate of AML conducts compliance tests on 43 new products and 53 draft policies and procedures from relevant business units, to ensure compliance with prevailing rules and regulations relating to AML and CFT. In addition, AML Sub Directorate provided 635 pieces of advice to business units and other units related to various questions and issues related to AML and CFT implementation.

9. AML and CFT Risk Assessment

In 2017, the Bank developed a risk-based approach to assess customer risk rating and bank-wide AML risk rating for AML and CFT:

- a. **Customer AML Risk Rating (CRR)**, which assesses the risks of AML and CFT attached to each customer by using indicators which among others include the identity / profile of the Customer, geographical / country factors as well as the business activities of the customer.



Supporting Business
Review



Corporate Governance
Report



Corporate Social
Responsibility



Others
Corporate Data



Consolidated
Financial Report

- b. **Bank AML Risk Rating (BARR)**, which is the risk assessment of AML as a bank wide level. In the first place identify the inherent indicators (e.g. high risk customers, high-risk products and services volume, cash transaction volume, cross border transaction volume, number of customers, third party fund volume) as well as the level of risk control and control of AML and CFT at the respective branch / business unit based on self-assessment results regularly validated by the Sub Directorate of AML. The risk rating results at the branch / business unit level will be consolidated to generate bank-wide AML risk rating with due observance to several adjustment factors such as the follow-up on audit findings as well as administrative sanctions or penalty from regulators.
- c. Based on our self-assessment, Bank's Compliance Risk Profile by end of semester 2/2017 is "Low Moderate". The self-assessment is according OJK's minimum requirement on Risk-based Bank Rating and internal methodology of Risk Control Self-Assessment/ RCSA using Bank AML Risk Rating (BARR) for the implementation of Anti-Money Laundering and Countering the Financing of Terrorist program (AML and CFT).



Public Accountant/External Auditor

The appointment of a public accountant and the determination of fees must be based on the recommendation of the Audit Committee with the approval of the GMS in accordance with the provisions of the OJK. Detailed information can be viewed in the GMS section of this Annual Report.

NAME OF PUBLIC ACCOUNTANT

Angelique Dewi Daryanto, S.E., CPA

NAME OF PUBLIC ACCOUNTING FIRM

KAP Tanudiredja, Wibisana, Rintis & Associates.

EFFECTIVENESS AND FREQUENCY OF COMMUNICATION BETWEEN THE EXTERNAL PUBLIC ACCOUNTANT AND THE BOARD OF DIRECTORS

During the audit conducted by the Public Accountant, communication and cooperation between the Public Accountant and the Board of Directors are conducted regularly and thoroughly.

MONITORING OF EXTERNAL AUDITOR

In 2017, the Public Accounting Firm auditing the Bank's consolidated financial statements was KAP Tanudiredja, Wibisana, Rintis & Associates (a member firm of PricewaterhouseCoopers Global Network). The appointment of KAP Tanudiredja, Wibisana, Rintis & Associates was conducted in accordance with the prevailing provisions. The appointment has been analyzed and supervised by the Audit Committee, including the matter of audit fee determination, that is based on fairness.

The Audit Committee monitors the implementation of the external audit processes through regular meetings with the Public Accountant Firm to discuss all findings

and progress during the audits by the Public Accountant Firm. The Audit Committee also assists in ensuring that there are no potential obstacles during the audit process, evaluating audit quality, and assuring the audit implementation has been in accordance with the prevailing rules and standards.

NUMBER OF PERIODS OF THE BANK'S FINANCIAL STATEMENTS MAY BE AUDITED BY PUBLIC ACCOUNTANT AND PUBLIC ACCOUNTING FIRM

In accordance with SEBI No. 3/32/DPNP on the Relationships between Banks, Public Accountants, and Bank Indonesia, the appointment of the same Public Accounting Firm may only be for an audit period of 5 (five) consecutive financial years, unless it meets certain conditions with the consent of the authorized authorities. In 2017, KAP Tanudiredja, Wibisana, Rintis & Associates (a member firm of PricewaterhouseCoopers Global Network) conducted the Bank audit for the third time. The appointment of KAP Tanudiredja, Wibisana, Rintis & Associates was approved by the Financial Services Authority (OJK) through Letter No. S-124/PB.332/2016 dated 9 August 2016.

OTHER SERVICES PROVIDED BY THE ACCOUNTANT & PUBLIC ACCOUNTING FIRM FOR CIMB NIAGA OTHER THAN AUDIT SERVICES

During 2017, no fees were paid to the Public Accounting Firm Tanudiredja, Wibisana, Rintis & Associates for non-audit services.

2017 AUDIT FEES

Total audit fees in 2017 amounted to Rp8,299,494,000, including an annual audit fee of Rp7,220,094,000 and audits on the subsidiary CNAF amounting to Rp1,079,400,000.

Below is the list of Public Accounting Firm that have conducted the Bank audit during the last 5 (five) years:

Year of Examination	Public Accounting Firm	Person in Charge
2017	KAP Tanudiredja, Wibisana, Rintis & Associates	Angelique Dewi Daryanto, S.E., CPA
2016	KAP Tanudiredja, Wibisana, Rintis & Associates	Drs. Muhammad Jusuf Wibisana, M.Ec., CPA
2015	KAP Tanudiredja, Wibisana, Rintis & Associates	Drs. Muhammad Jusuf Wibisana, M.Ec., CPA
2014	KAP Tanudiredja, Wibisana & Associates	Drs. Haryanto Sahari, CPA
2013	KAP Tanudiredja, Wibisana & Associates	Drs. Haryanto Sahari, CPA



► Transparency of the Banks Financial and Non-Financial Condition

CIMB Niaga has fulfilled its obligation to govern transparency and publication of its financial and non-financial condition in accordance with the prevailing regulations, through the submission and publication of information in the print media and on the Bank's website, as follows:

1. Monthly Financial Reports submitted to the regulators are also published on the Bank Indonesia and CIMB Niaga's website.
2. Quarterly Financial Reports submitted to regulators, are also published in the print media and on the CIMB Niaga's website.
3. Annual Report of CIMB Niaga, which is prepared and presented with due observance to the rules and regulations and submitted to regulators, rating agencies, banking development institutions, research institutions, financial magazines, and is published on the CIMB Niaga's website.
4. Corporate Governance Information, including the Annual Corporate Governance Report, the Vision, Mission and Corporate Values, Composition and Profiles of the Board of Commissioners and Board of Directors, as well as internal policies related to corporate governance including the Articles of Association and Committee Charters are all published on the CIMB Niaga's website.
5. Information on Bank's Products and Services including the office network are published in the Annual Report and on the CIMB Niaga's website to provide easy access for customers, investors, and public to Bank's products and services
6. Information on Complaint Procedures, Information Security Policy, and Tips for Customers in using banking services are published on the CIMB Niaga's website for the clarification of consumer protection regulations.
7. Further information to support disclosure of information, financial education, and services for public.

► CIMB Niaga's Shares and Bonds Buyback

As at 25 July 2017, the Bank had received approval from OJK through letter No.S-63/PB.33/2017 to buyback the shares at maximum 2% from total issued and fully paid shares, which subsequently will be used as Management Employee Stock Ownership Program (MESOP) that will be effective in 2018. This share buyback plan has been approved by the shareholders through EGMS on 25 April 2017 and the EGMS on 24 August 2017.

In accordance with the approval, as at 31 December 2017, the Bank has performed the buyback of 194,407,492 (one hundred ninety four million four hundred seven thousand and four hundred ninety two) shares with price per-share ranging between Rp. 1,191,- (full amount) and up to Rp. 1,303,- (full amount) (or an average price per-share of Rp. 1,249.45,- (full amount)) and the total acquisition cost of the buyback amounting to Rp. 242,901,672,210,- (two hundred forty two billion nine hundred one million six thousand seventy two and two hundred ten rupiahs) (include commission and tax).

Throughout 2017, the Bank does not conduct any buyback of bonds issued by the Bank.



Performance
Highlights



Management
Reports



Company
Profile



Management Discussion
and Analysis



Risk
Management

➤ Dividend Policy

The Bank's Dividend Policy is set forth in Bank Business Plan (RBB) 2017, which has been submitted to OJK whereby the Bank allows for the distribution of dividends at a maximum of 40% of net profit of the Bank with the following conditions: (i) the Bank reaches its net income target before tax; and (ii) the Bank's CAR net the dividend pay-out and other investment projects consuming significant amount of capital, in total, is not less than 17.5% in 2017. However, the dividend pay-out will take into account the Bank's condition and capability and will also consider the capital requirements and going concern to maintain the Bank's business sustainability

In 2017 and 2016, in accordance with resolution of the AGMS 2017, CIMB Niaga paid out no dividends. The Bank made no provision for the mandatory reserve from its net profit for fiscal year 2016, since the Bank's total amount of mandatory reserve complies with the minimum mandatory reserve requirement pursuant to Article 70 of Law No. 40 Year 2007 regarding Limited Liability Companies. Accordingly, the total amount of CIMB Niaga net profit in 2016 will be utilized to finance the Bank's business activities.

➤ Funds for Social and Political Activities

In terms of social activities, CIMB Niaga believes that social activities have a positive impact on a broader audience for the long term. To that end, CIMB Niaga encourages employees to assist and support the social activities organized by the Bank as set forth in the Bank's Code of Ethics & Conduct No. A.07.10 dated June 16, 2017.

As a manifestation of its social responsibility, CIMB Niaga has made provisions from a portion of its profit to build its community and environment. The discussion relating to the Bank's social responsibility is available under the section of "Corporate Social Responsibility" and Sustainability Report of 2017, which is an integral part of this Annual Report.

In terms of politics, the Bank gives freedom to all employees in expressing their aspirations in political activities. However, the Bank's Code of Ethics & Conduct provides for certain restrictions regarding the involvement of the Bank and employees in political activities in order to avoid the occurrence of conflict of interest, including but not limited to providing funds for political purposes. This policy is implemented to maintain the independence and professionalism of the Bank and its employees.

► Provision of Funds to Related Parties

The provision of funds to related parties (individuals or groups, including the Board of Directors, Commissioners and Executive Officers of the Bank and other related parties) by the Bank is conducted at fair market prices and under normal commercial terms (arm's length), as so performed with non-related parties.

The Provision of Funds to Related Parties is performed with reference to PBI No. 8/13/PBI/2006 on Amendment to PBI No. 7/3/PBI/2005 on Legal Lending Limit (LLL) of Commercial Banks, in compliance with the Bank's internal regulations, and subject to the prior approval of the Board of Commissioners.

During 2017, there were no violations or breaches of the LLL in the provision of funds to parties related to CIMB Niaga.

► Customer Protection Policy

For CIMB Niaga, customer is one of the stakeholders with an important role in improving the performance and sustainability of the Bank. Therefore, CIMB Niaga is committed to provide the best, including protection for its customers. This commitment is implemented through the Customer Resolution Unit (CRU), which focuses on handling customer complaints over the Bank's products and services. The CRU continues to improve the quality of customer complaints handling, including through periodic evaluations to enable corrective actions and facilitates faster resolution of customer complaints.

In line with the 27% growth in number of customers to 7.4 million in 2017, the number of financial transactions grew by 37% to 290.3 million. The percentage of customer complaints to number of transactions increased from 0.025% in 2016 to 0.033% in 2017. Nevertheless, the Bank has improved the quality of customer complaints handling, whereby the customer complaint resolution rate in accordance with the Service Level Agreement (SLA) improved from 90% in 2016 to 94% in 2017.

In addition, CIMB Niaga is committed to improve the quality of products and services. Accordingly, initiatives were made such as improving the work process by the adoption of 'lean six sigma' method, providing flexibility and ease of transactions for customers through CIMB Niaga 14041 telephone banking service, as well as carrying out the internal campaign activities of 'Service from the Heart' aimed at nurturing a customer-centric culture among CIMB Niaga's staff.

CIMB Niaga is also active in the Banking Mediation Working Group in partnership with Bank Indonesia, the Financial Services Authority and other banks, to implement various customer education programs, in the form of seminars on banking and other activities.



Performance
Highlights



Management
Reports



Company
Profile



Management Discussion
and Analysis



Risk
Management

➤ Anti Corruption Policy

The Bank has regulated the Bank's Anti-Corruption policy that is stipulated in the Bank Code of Ethics and Conduct.

In addition to support the implementation of the Anti- Corruption Policy, CIMB Niaga also has the "Ayo Lapor" program, which is stipulated in the Whistleblowing System Policy in this Annual Report.

➤ Protection of Creditors' Rights

CIMB Niaga implements an honest and transparent information disclosure system as well as equal treatment to all creditors without any discrimination, in order to protect the rights of the creditors. With disclosure of information, all creditors and business partners are entitled to obtain relevant information according to their needs so that each party can make an objective decision on the basis of fair, reasonable and accurate considerations.

In order to ensure the rights of creditors are properly implemented, these rights are stipulated in the agreements agreed upon by both parties. As part of the exercise of the creditor's rights, the Bank performs its obligations as promised in a timely manner and seeks to avoid delays or omissions that could potentially result in loss of both parties.

➤ Submission of the 2017 Sustainability Report

CIMB Niaga has prepared and subsequently published the 2017 Sustainability Report on the economic, environment and social performance of the Bank, including the implementation of the Bank's CSR programs and activities. The Sustainability Report has been prepared in accordance with the standards from Global Reporting Initiative (GRI), core option.



➤ Risk Management

CIMB Niaga manages its risks in an integrated manner through the alignment of risk appetite with business strategy, in line with the Enterprise Wide Risk Management (EWRM) framework. EWRM is a comprehensive framework that covers risk management of the Bank's various activities and business decisions. Moreover, EWRM is also used to identify the Bank's capital requirements.

One of the key components of the EWRM framework is the implementation of strong Bank management governance that serves to improve the four eyes principle and transparency mechanism in all risk management processes. The Bank involves all levels within the organization ranging from Directors, senior management and all employees in the implementation of risk management process through three lines of defense. The Bank makes risk management an integral part of the Bank's culture and decision-making processes.

Discussion of risks plays a central and fundamental role in the business planning process, including the determination of risk appetite, risk posture and new products / activities, to ensure conformity between strategy, growth, operational plans, capital and risk. In this regard, the Bank optimizes the risk management function to support and influence business decisions related to pricing, resource allocation and other business decisions. As such, the Bank is expected to be able to maintain the trust of its customers, shareholders and other stakeholders.

CIMB Niaga's EWRM risk management process includes risk identification processes deemed significant in the Bank's business activities; risk measurement and risk aggregation are performed with adequate methodology while management and control and risk reporting are conducted on an on-going basis to evaluate and manage risk, as well as to ensure that risk exposure is in line with the Bank's risk appetite.

EWRM implementation is an on-going initiative and is supported by an adequate risk management infrastructure. This includes the preparation and updating of appropriate risk management policies and procedures to maintain the level of risk at the established limits and adequate human and technological resources. Implementation of EWRM is also supported by the Risk Management Business Unit which acts as an independent party.

RISK IDENTIFICATION AND ASSESSMENT

CIMB Niaga adopts 2 (two) approaches in the risk identification process which are risk profile and Comprehensive Risk Assessment (CRA). The methodology adopted in risk profile assessment refers to the regulatory requirements, while CRA represents an internal approach to a comprehensive and continuous risk identification process. In determining the types of material risks, in addition to considering the financial impacts, it also identifies the impact on non-financial aspects, such as reputation and compliance with regulatory requirements.

TYPE OF RISKS

The main risks managed by the Bank based on the CRA results include 9 (nine) types of risk, namely credit risk, market risk, liquidity risk, operational risk, strategic risk, compliance risk, legal risk, reputational risk and interest rate risk in banking book in line with type of risks that must be managed by the Bank in the process of risk profile assessment. Particularly for Sharia Business Unit (SBU), there are 2 (two) additional risk type, namely rate of return risk and investment risk, in accordance with POJK No. 65/POJK.03/2016, dated 23 December 2016, concerning the Implementation of Risk Management for Sharia Commercial Banks and Sharia Business Units and in accordance with the POJK No. 17/POJK.03/2014 dated 19 November 2014 regarding the Implementation of Integrated Risk Management for Financial Conglomerations, Bank also manages intragroup transactions risk.



RISK MANAGEMENT

CIMB Niaga measures and monitors these risks on a regular basis to ensure that all risk mitigation strategies of the Bank are properly implemented so that each of these risk mitigation measures is effective at managing the risk level at a level consistent with the Bank's risk appetite and risk tolerance. Risk assessment is conducted among other means through the determination of risk rating, risk scoring, sensitivity analysis of portfolio of interest-related instruments (DV01), NOP, LCR, EVE and stress testing, using methodologies that refers to best practices. As for operational risk, its risk management is conducted through various operational risk tools such as Loss Event Data (LED) Management, Key Risk Indicator (KRI), Risk and Control Self-Assessment (RSCA), review of new products and services, and Control Issue Management (CIM) to monitor corrective actions on the resulting control gap. The Bank periodically reviews the assumptions used, the data sources, methodologies and procedures adopted in the assessment of risks, changes in the business environment, market conditions and regulatory requirements.

MANAGING RISK

Managing Risk is following the EWRM concept that begins with the risk identification stage aimed at determining material risks associated with the products and activities and subsequently the assessment stage to enable the Bank to determine the level of risk being encountered. The Bank then determines which risks to be taken, avoided, transferred or managed by considering the impact of risk events occurring as well as the cost and benefits of the Bank's products or activities.

As part of risk management, CIMB Niaga is consistently ensuring that there is a process of regular reporting and Bank's risk management system effectiveness review which is performed by the Risk Management Committee (RMC) and other Executive Committees at the Board of Directors level and by the Risk Oversight Committee (KIPER) at the Board of Commissioners level. The evaluation results for improvement of the Bank's risk management process are followed up by the Risk Management Unit and other related units. The Bank at all times strives to apply risk management process based on prudent principles and good corporate governance.

Discussions on further risk management efforts are available in the Risk Management Report section of this Annual Report.

RESULT OF RISK MANAGEMENT SYSTEM EFFECTIVENESS REVIEW

The risk management process at the Bank is evaluated by RMC, which is in charge of the implementation of the overall risk management framework. The Committee is chaired by the President Director and consists of all members of the Board of Directors and several executive officers. In RMC meetings, in addition to the comprehensive discussion of the risk exposure report every month, also discuss other specific issues such as the risk appetite monitoring dashboard which serves as a traffic light associated with risk-taking activities undertaken by the Bank, implementation of ICAAP (Internal Capital Adequacy Assessment Process) to assess the Bank's capital adequacy in relation to its risk profile, approval of policies, implementation of integrated risk management, approval of risk limits and approval of the models and methodologies adopted in the risk assessment process. In addition to RMC, there are several other Executive Committees related to risk management to discuss specific risks in greater detail such as the Asset Liability Committee (ALCO), the Operational Risk Committee (ORC) and the Credit Policy Committee (CPC).

In 2017, CIMB Niaga's risk management process in 2017 was deemed as effective. All decisions made by these Committees are well documented. In addition, evaluation of risk management strategy implementation is also conducted by Board of Commissioners through KIPER. A number of issues related to risk implementation require approval of the Board of Commissioners such as: approval of risk management policy, establishment of Risk Appetite Statement and guidelines regarding the level of risks that may be taken by business units in any given year.



Internal Control System

The Internal Control System supports the achievement of the Bank's performance objectives, to increase value for stakeholders, minimize the risk of loss and maintain compliance with prevailing laws and regulations. CIMB Niaga implements the Internal Control System as a fundamental component in monitoring Bank management, serving as a benchmark for sound and controlled of banking operations.

Implementation of the Bank Internal Control System refers to COSO (Committee of the Sponsoring Organizations of the Tread way Commission) Internal Control Integrated Framework in developing an internal control framework that ensures adequacy of operational and financial control, financial reporting, operational effectiveness and efficiency, and compliance with prevailing laws and regulations.

LEGAL REFERENCES

CIMB Niaga Internal Control System was established by referring to the prevailing regulations, which among others, include:

1. POJK No. 18/POJK.03/2016 dated 16 March 2016 concerning Implementation of Risk Management for Commercial Banks.
2. SEOJK No. 34/SEOJK.03/2016 dated 1 September 2016 concerning Implementation of Risk Management for Commercial Banks.
3. SEBI No. 5/22/DPNP dated 29 September 2003 regarding Guidelines on Internal Control System Standards for Commercial Banks.

INTERNAL CONTROL SYSTEM IMPLEMENTATION AND CONFORMITY WITH COSO - INTERNAL CONTROL FRAMEWORK

CIMB Niaga's internal controls are established based on two aspects operational control and financial control. Internal control over the Bank's operational and Financial Reporting is conducted with reference to the international COSO Internal Control Integrated Framework. In COSO it is mentioned that internal control is a system or process performed by the Board of Commissioners, Board of Directors, Management and employees within a company, to provide adequate

assurance for the achievement of control objectives. The COSO Internal Control Framework consists of 5 (five) controlling components:

- a. Control Environment
- b. Risk Assessment and Risk Management
- c. Control Activities
- d. Information and Communication
- e. Monitoring.

Implementation of CIMB Niaga Internal Control System, as per COSO, is as follows:

1. Control Environment

Board of Commissioners, through Committees, regularly conduct assessments of the control environment and conduct independent assessments communicated to the Board of Directors for follow-up.

2. Risk Assessment and Risk Management

The Board of Directors has established procedures to anticipate identify and respond to events and constraints that may affect achievement of the objectives. The Board of Commissioners, through the Risk Oversight Committee, ensures that the Board of Directors has performed sound risk management.

3. Control Activities

Policies and procedures for key business units and support units have been developed and approved by the Board of Directors, and periodically reviewed and updated by the Risk Management Unit. The Compliance Unit is responsible for disseminating the prevailing banking regulations, conducting compliance tests on new internal policies and proposals on new products or activities, implementing Anti Money Laundering (APU) and Terrorism Financing Prevention (PPT) programs, and monitoring compliance through designated officers at other business units verified by an Independent Work Unit located at the 2nd or 3rd Line of Defense. The Compliance Unit submits periodic compliance reports to the Board of Commissioners, Board of Directors and regulators.



INTERNAL CONTROL SYSTEM

Company executives regularly review the existence and effectiveness of controls, perform adequate division of tasks, conduct routine verification of data accuracy and maintain and test emergency response plans.

4. Information and Communication

Data collection and information technology procedure generates reports on business activities, financial conditions, implementation of risk management and compliance with provisions that support the conduct of the duties of the Board of Directors and Board of Commissioners.

5. Monitoring

The Board of Directors, Bank Officers and Internal Audit continuously monitor the effectiveness of the overall implementation of internal control. Major risk monitoring has been prioritized and serves as a part of daily activities, including regular evaluations. The Board of Directors and Officers of the Bank are committed to and have performed follow-up of the monitoring results that have been made and the recommendation of Internal Audit. Within the framework of the internal control system, CIMB Niaga adopts the Three Lines of Defense concept which is the most recent implementation of the control strategy under COSO Internal Control Framework monitoring system as disclosed under Risk Management section of this Annual Report.

INTERNAL CONTROL ADEQUACY STATEMENTS

The Board of Directors and the Board of Commissioners are committed to ensuring that Good Corporate Governance is well implemented as a basis for achieving objectives to maintain and enhance the Bank's values. One good implementation of Good Corporate Governance is ensuring that the internal control system is adequately performed. The Board of Directors is responsible for implementing a good internal control system to achieve the Bank's objectives. The internal control system is a process performed by:

1. Board of Directors and all Bank Officers, providing direction, guidance and supervision;
2. Executive Committees;
3. Internal Audit;
4. All employees.

The Board of Commissioners, assisted by the Audit Committee, is responsible for oversight in order to ensure the implementation of internal controls in general, including the policies of the Board of Directors establishing such internal controls. The internal control system is designed to properly manage and control risks and not to eliminate the risks. This internal control statement describes the key elements adopted to achieve the Bank's internal control objectives which include:

1. Effective and efficient operations;
2. Accurate and reliable financial statements;
3. Compliance with applicable laws and regulations;
4. Security of Bank assets.

EVALUATION OF INTERNAL CONTROL EFFECTIVENESS

In 2017, CIMB Niaga implemented internal control in accordance with the principles of control and the overall quality of the internal control system has been well maintained. Issues related to the adequacy of internal control have been reported to the Board of Directors and follow-up measures have been taken to minimize risks. Reports are also submitted to the Board of Commissioners through the Committees at the Board of Commissioners level.

Legal Issues/Litigation of the Bank and its Subsidiaries

LEGAL ISSUES

In 2017, the Bank's legal issues (excluding Sharia cases to be disclosed in the Sharia Business Unit Governance Report) consist of civil and criminal cases. In the civil cases the Bank's role are as Defendant whereas in the criminal cases the Bank's role are as the Reported Party.

Civil

Legal Issue	Civil (Bank as Defendant)		
	2015	2016	2017
Total Cases	127	134	220
Resolved Cases (Final and Legally Binding Decisions)	14	13	82
Cases in Settlement Process (as of December)	113	121	138

Related to the civil cases, the Bank litigation pertained most commonly to:

- Lawsuit from debtor or third parties on the collateral pledged in the Bank.
- Lawsuit related to bank guarantee, changes of interest rate, request for cancellation of credit agreement, request for disbursement of term deposit, blocking of account or the customer account, notification of the customer's collectibility.
- Lawsuit regarding tax dispute.
- Lawsuit from the debtor on the Go Mobile application transaction, rejection of insurance claim, lost of customer's fund.
- Lawsuit from the customers employee in the Industrial Relations Court, where the customers employee account and saving are in the Bank.
- Lawsuit on investment fraud by third parties in which the process of deposit conducted by the Bank.
- Lawsuit on inheritance dispute against object of auctions and collateral in the Bank.

Criminal

Legal Issue	Criminal (Bank as Defendant)		
	2015	2016	2017
Total Cases	5	6	8
Resolved Cases (Final and Legally Binding Decisions)	3	1	2
Cases in Settlement Process (as of December)	2	5	6

Related to the criminal cases, the litigation involving the Bank pertain most commonly to:

- Reports from customers or third parties concerning allegations of banking crime.
- Reports from customers or third parties related to alleged criminal act regarding counterfeit letters, alleged criminal act regarding fraud and a misappropriation, and alleged utilize land without permission from the righteous or its authorized attorney.



LEGAL ISSUES/LITIGATION OF THE BANK AND ITS SUBSIDIARIES

LAWSUIT VALUE AND RISKS

As of the end of 2017, a number of cases valued more than Rp10 billion and the risks of the Bank are as follows:

1. Lawsuit on Unlawful Act (No. 255/PDT.G/2008/PN.Jkt.Pst)

Parties	II (Plaintiff I) IIM (Plaintiff II) DPP (Plaintiff III) DPKS (Plaintiff IV) BGI (Defendant I) IS (Defendant II) RHIS (Defendant III) B (Defendant IV) ISB (Defendant V) RS (Defendant VI) HS (Defendant VII) S (Defendant VIII) KAP TTHR (Defendant IX) TI (Defendant X) JS (Defendant XI) KCRI now named as MI (Defendant XII) KKH ST (Defendant XIII) HT (Defendant XIV) FH (Defendant XV) APS (Defendant XVI) Bank (Defendant XVII)
Subject	The Plaintiffs motioned a lawsuit claiming that the Bank as the trustee agent in the issuance of the subordinated Bonds I has committed illegal act
Value	- Material Rp 10,637,083,332 - Immaterial Rp 400,000,000,000
Status	On-going appeal process in the Supreme Court
Risks Encountered by the Bank	Indemnity at the amount of value of the lawsuit together with other Defendants

2. Tax Dispute (Reconsideration of Tax Court Decision No. 50358/PP/M.IB/16/2014)

Parties	DJP (Suppliant) Bank (Respondent)
Subject	The DGT filed a Review of Supreme Court's decision concerning Tax Underpayment Assessment Letter (SKPKB) issued by the DGT for the Bank
Value	Material Rp 54,822,422,481
Status	At Reconsideration
Risks Encountered by the Bank	Indemnity for the value of the lawsuit

3. Tax Dispute (Reconsideration of Tax Court Decision No. 57057/PP/M.IIIA/15/2014)

Parties	DJP (Suppliant) Bank (Respondent)
Subject	The DGT filed a Review of the Supreme Court's decision regarding the Letter of Tax Underpayment Assessment (SKPKB) issued by the DGT for the Bank
Value	Material Rp 204,760,659,708
Status	At Reconsideration
Risks Encountered by the Bank	Indemnity for the value of the lawsuit

4. Cancellation of the Court's Ruling on Original Certificate Holder (No. 631/PDT.G/2016/PN.Dps)

Parties	RR ES (Plaintiff) IPS (Defendant I) NW (Defendant II) Notary IGMMO (Defendant III) Bank (Defendant IV)
Subject	Cancellation of the State Court's Ruling on the Lawsuit of Original Certificate Holder
Value	Material Rp 23,600,000,000
Status	In appeal process
Risks Encountered by the Bank	Loss of guarantee

**5. Lawsuit on Unlawful Act (No. 253/PDT.G/2016/PN.Jkt.Ut)**

Parties	JMS (Plaintiff I) RVS (Plaintiff II) AJS (Plaintiff III) SGI (Defendant I) ENA (Defendant II) MCR (Defendant III) CCR (Defendant IV) SS (Defendant V) YPK(Defendant VI) RFW (Defendant VII) IY (Defendant VIII) BDI (Defendant IX) Bank (Defendant X) BBS (Defendant XI) BK (Co-Defendant I) DJAHU (Co-Defendant II)
Subject	Customer's internal shareholder conflict (inheritance dispute)
Value	- Material Rp 291,500,000,000 - Immaterial Rp 300,000,000,000
Status	In appeal process
Risks Encountered by the Bank	Loss of guarantee

6. Lawsuit on Unlawful Act (No. 176/PDT.G/2017/PN.DPK)

Parties	SA (Plaintiff I) SP (Plaintiff II) BUG (Plaintiff III) SBP (Plaintiff IV) SPP (Plaintiff V) BMI formerly BII (Defendant I) Bank (Defendant II) KD (Defendant III) KK RI (Defendant IV) EG (Co-Defendant I) MP (Co-Defendant II)
Subject	Granting of rights to shareholders to buyback shares
Value	- Material Rp 2,100,000,000,000 - Immaterial Rp 2,200,000,000,000
Status	On-going at State Court
Risks Encountered by the Bank	Indemnity for the value of lawsuit together with other Defendants

MATERIAL CASES INVOLVING INCUMBENT MEMBERS OF THE BOARDS OF DIRECTORS AND BOARDS OF COMMISSIONERS

During 2017, there were no members of the Board of Directors and Board of Commissioners of the Bank involved in a case and/or civil and/or criminal disputes.

MATERIAL CASES INVOLVING SUBSIDIARIES**CIMB Niaga Auto Finance (CNAF)**

Legal cases of CNAF in 2017 consisted of civil and criminal cases. In the civil cases CNAF role are as Defendant whereas in the criminal cases CNAF role are as the Reported Party .

LEGAL ISSUES/LITIGATION OF THE BANK AND ITS SUBSIDIARIES

Civil

Legal Issue	Civil Case (CNAF as Defendant)		
	2015	2016	2017
Total Cases	22	22	23
Resolved Cases (Final and Legally Binding Decisions)	14	7	12
Cases in Settlement Process (as of December)	9	15	11

Criminal

Legal Issue	Criminal Case (CNAF as Defendant)		
	2015	2016	2017
Total Cases	18	20	53
Resolved Cases (Final and Legally Binding Decisions)	9	1	14
Cases in Settlement Process (as of December)	9	19	39

MATERIAL CASES INVOLVING INCUMBENT MEMBERS OF CNAF BOARDS OF DIRECTORS AND BOARD OF COMMISSIONERS

During 2017, there were no members of CNAF's Board of Directors and Board of Commissioners involved in a case and/or civil and/or criminal disputes.

IMPACT OF LEGAL ISSUES FOR THE BANK AND SUBSIDIARIES

Litigation involving the Bank in 2017 did not materially affect the status, position and business continuity of the Bank and Subsidiaries'.

ADMINISTRATIVE SANCTION FROM RELEVANT AUTHORITIES

During 2017, there were no material administrative sanctions affecting the business continuity of Bank or administrative sanctions imposed on members of the Board of Directors and Board of Commissioners of Bank from the relevant authorities.



► Access to Corporate Information and Data

CIMB Niaga provides access to Bank's information and data both reports of financial and non-financial to public transparently through various media such as website (in two languages), mass media, mailing lists, newsletters, analyst meetings, IDX website and others. In this regard, the Bank maintains an Investor Relations that always builds a good image of the Bank through the development of relationships with investors / analysts in an interactive manner and also the delivery of information in a regular manner, particularly related to the Bank's performance

Access to Information and Bank's Data is facilitated through:

- **Website**
www.cimbniaga.com
- **Call Center**
14041; (021) 29978888
- **Customer Care**
14041@cimbniaga.co.id
- **Email Investor Relations**
investor.relations@cimbniaga.co.id
- **Analyst Meeting and Conference Call**

INVESTOR RELATIONS

The main function of Investor Relations is to foster good relations and to interact with investors, capital markets, and shareholders, which include the:

1. Development of strategic communication mainly with investors, potential investors, analysts, fund managers, securities firms and the general capital market community.
2. Preparation of financial performance presentation materials for the purpose of analyst meetings.
3. Teleconference to ascertain transparency on Bank's financial and non-financial information, and also the Bank's strategy.
4. Communication of the Bank's performance to external parties such as investors, fund managers, and potential investors.

5. Maintaining good relationships and act as mediator between the Bank and stakeholders by managing communication and correspondence with investors, fund manager, analysts, securities firms and rating agencies.
6. Maintain of the Bank's confidential information or its customers in a proper manner and avoid make use of such confidential information for individual benefit or any other party.
7. Coordination of the preparation, publication, and distribution of Annual Reports to all stakeholders.
8. Provision of data and information related to the Bank's performance through website in order to provide easier and broader access, where the information provided includes as follows :
 - a. Monthly and quarterly publication reports, LCR information, quantitative risk exposure information, capital disclosure reports and financial statements of the legal primary entity in accordance with OJK requirements as a banking company in Indonesia.
 - b. The publication of the consolidated quarterly and year-end audited financial statements in accordance with OJK requirements as a listed company.
 - c. Annual Report which is a comprehensive report to the public and stakeholders concerning the performance achievement, business and other activities of CIMB Niaga.

Investor Relations Activities

A number of activities with investors and analysts were conducted by the Investor Relations Division during 2017:

1. Organization of Analyst Presentations conducted 4 (four) times a year.
2. Communication with analysts through 19 (nineteen) meetings or teleconferences with more than 30 (thirty) companies.
3. Annual Rating Review for Fitch Indonesia, Pefindo, Moody's and RAM.
4. Public Expose to provide a public exposure to media, analysts and investors related to the performance and strategy of the Bank.



Performance
Highlights



Management
Reports



Company
Profile



Management Discussion
and Analysis



Risk
Management

ACCESS TO CORPORATE INFORMATION AND DATA

Social Media

At present CIMB Niaga maintains 6 (six) social media accounts:

1. Facebook CIMB Niaga
2. Instagram CIMB Niaga
3. YouTube CIMB Niaga
4. Google+ CIMB Niaga
5. Twitter @CIMBNIaga
6. LinkedIn CIMB Niaga

All of these accounts serve as media for delivering information of the Bank's activities such as brands, product offers, tips, and other information. In addition, 3 (three) of these 6 (six) accounts also respond to fans / follower inquiries regardless whether they are CIMB Niaga customers or not.

In 2017 the Bank held various communication campaigns that rely on social media as the communication channel. Some of the large-scale communication activities carried out in 2017 include Brand Campaign communication (FORWARD), seasonal communication campaigns, MASA communications campaigns and feature of Facebook Leads Ads with the aim of increasing awareness about the Bank, improving the active participation of fans or followers and obtaining business leads to support business development. In addition, the Bank also utilizes social media to communicate major Bank's events such as The Color Run presented by CIMB Niaga, Namaste Festival 2017, IndobuildTech, Indonesia Trade Expo and Xtra Xpo.

FORWARD communication campaign is an activity specially designed to communicate CIMB Niaga's latest brand promise, which is Forward. The activity is conducted by launching 4 (four) videos focusing on 4 (four) segments which are young people, young families, high-end segment and business segment.

The seasonal communication campaign is an activity undertaken to celebrate the seasonal momentum in Indonesia such as Imlek, Ramadan, Independence Day, Christmas and New Year. With

each seasonal momentum, the Bank launches videos as communication materials uploaded on official Facebook and Instagram accounts.

In 2017, CIMB Niaga also continued the MASA? communications campaign to introduce the advantages of Bank's retail banking products. This campaign is specially designed in the form of video series featuring social media influencers and stand-up comedians in Indonesia. Each video conveys a message about the benefits of Bank's retail products such as Savings, KPRs, Credit Cards and Branchless Banking of CIMB Niaga.

In addition, CIMB Niaga also utilizes Facebook's latest feature which is Facebook Leads Ads, in which the Bank can install online registration form through Facebook. CIMB Niaga is one of the companies that adopts this feature to campaign for its many products.

Also in 2017, CIMB Niaga continued its initiatives and activities involving internal staff to become CIMB Niaga's brand ambassadors on social media. To support this activity, the Bank utilized an application that serves as a library content for brand ambassador as well as a tool to measure the performance of each ambassador.

In addition, the Bank also uses social media as a communication channel to convey information and to respond to questions related to the Bank's activities. This is made for the purpose of assisting customers in obtaining clear information and assistance when encountered with issues during banking transactions.

With these social media programs, the number of followers on Facebook CIMB Niaga at the end of December 2017 reached 1,138,743 people increasing by 27% compared to the end of 2016. As for the number of Twitter followers, the account of @CIMBNIaga has 64,927 followers increasing by 19% since the end of 2016. While for the number of Instagram followers, the account of @CIMB_Niaga reached 101,356 people increasing by 982% since the end of 2016.

The role of social media as the Bank's communication channel is increasingly intensified so as to allow them to eventually become an effective communication channel in conveying the Bank's messages or receiving input from public. The Bank's social media activities run 24 hours, 7 days a week with less than 5 minutes response time since the comment is made, making CIMB Niaga one of the best companies in banking industry in terms of social media response time.

Press Release in 2017

No.	Title	Date
JANUARY		
1.	CIMB Niaga Sharia Relies on a Number of Featured Products in 2017	17
2.	Welcoming Imlek, CIMB Niaga Offers Competitive Interest Rate for Housing Loans	24
3.	CIMB Niaga Economic Forum 2017: Anchoring Optimism and Seizing Opportunities	26
FEBRUARY		
4.	Reporting AMDB Program 2016, CIMB Niaga Continues to Conduct Financial Literacy	1
5.	CIMB Niaga Integrates Customer Service	8
6.	CIMB Niaga Reports Rp2.08 Trillion Consolidated Net Profit for Full Year 2016	20
7.	Accelerating Housing Loans, CIMB Niaga Works in Cooperation with Ciputra Group	22
8.	CIMB Niaga Offers Retail Government Islamic Bonds SR-009	28
MARCH		
9.	CIMB Niaga Supports Garuda Indonesia Travel Fair 2017	3
10.	CIMB Niaga Director is Awarded as The Most Influential CIO	9
11.	CIMB Niaga Enters into Joint Cash Management with Konimex Group	10
12.	CIMB Niaga Sharia Records Asset Improvements in 2016	13
13.	CIMB Niaga Improves Transactions through EDC and e-Commerce	20
14.	CIMB Niaga Expands the Scope of AMDB 2017	22
15.	Offering Transfer of Sharia Housing Financing, CIMB Niaga Enters into Cooperation with Daarul Qur'an	28
16.	CIMB Niaga Offers Lower Interest Rate for Housing Loans	30
APRIL		
17.	Launching Brand Promise "Forward", CIMB Niaga Gets Closer with its Customers	5
18.	CIMB Niaga Sharia Launches Kartu Debit Haji and Umrah	7
19.	CIMB Niaga Sharia Enters into Cooperation with HIMPUPH	12
20.	Celebration of Multicolor is Decorating three ASEAN Countries when CIMB Group Organizes The Color Run™ as Major Sponsor	21
21.	Categorized as BUKU 4, CIMB Niaga: Because of You We Expand, We Expand for You	25
22.	CIMB Niaga Reports Rp640 Billion Consolidated Net Profit in First Quarter of 2017	27
MAY		
23.	Facilitating its Customers, Holcim Indonesia Joins CIMB Niaga to Launch Online Application Solusi RumahKu	10
24.	Embracing the Youngsters, CIMB Niaga Launches Indie Savings Account	16
25.	Indobuildtech Jakarta 2017 Triggers the Growth in Construction Sector, Supported by 16 Associations and CIMB Niaga	17
JUNE		
26.	CIMB Niaga Hands over the Grand Prize of Mercedes-Benz C 200 for 'Festival Xtra' Program	6
27.	CIMB Niaga Operates in Limited Hours during Lebaran Holiday 1438 H	21
28.	Improving its Digital Services, CIMB Niaga Works in Cooperation with Dukcapil	22
JULY		
29.	CIMB Niaga Offers Self-Registered Bonds II Bank CIMB Niaga Trance II Year 2017	12
30.	Chief Economist CIMB Niaga: Three Steps of Gaining Stronger Economic Growth	17
31.	CIMB Niaga Works in Cooperation with AMPHURI	24
32.	Jay Subyakti First Movie: Banda The Dark Forgotten Trail, When the World Civilization Started from the Trading of Spices	26



Performance
Highlights



Management
Reports



Company
Profile



Management Discussion
and Analysis



Risk
Management

ACCESS TO CORPORATE INFORMATION AND DATA

No.	Title	Date
33.	CIMB Niaga Organizes XTRA XPO	29
34.	CIMB Niaga Reports Rp1.4 Trillion Consolidated Net Profit in First Half of 2017	31
AUGUST		
35.	CIMB Niaga Launches Overseas Education Program	3
36.	CIMB Niaga Receives Best Credit Card of The Year Award	4
37.	CIMB Niaga Organizes First XTRA XPO in Surabaya	12
38.	CIMB Niaga Celebrates Indonesia's 72th Independence Day	17
39.	CIMB Niaga Announces Changes in Composition of BOC and BOD	24
40.	CIMB Niaga Donates Hewan Qurban	31
SEPTEMBER		
41.	CIMB Niaga Organizes Namaste Festival 2017	7
42.	CIMB Niaga Adds the Number of its Digital Lounges in Surabaya	25
43.	BPJS Ketenagakerjaan Works in Cooperation with CIMB Niaga for TKI Service and PERISAI	26
44.	Consistently Implementing GCG, CIMB Niaga receives Annual Report Award	27
45.	Celebrating 62nd anniversary, CIMB Niaga Appreciates 62 Child Customers	28
OCTOBER		
46.	Supporting Healthy Lifestyle, CIMB Niaga Organizes The Color Run 2017 presented by CIMB Niaga	1
47.	CIMB Niaga Supports Trade Expo Indonesia 2017	11
48.	CIMB Niaga and MM UI Renews the Bourse Game Laboratory	12
49.	Improving its Customer Service, CIMB Niaga Adds Phone Banking Facility in Yogyakarta	30
50.	CIMB Niaga Reports Rp2.2 Trillion Consolidated Net Profit for the First Nine Months of 2017	31
NOVEMBER		
51.	First Savings Account in Indonesia with Sticker Debit Card, Indie Account Creates MURI Record	9
52.	CIMB Niaga Namaste Festival 2017 Encourages Healthy Lifestyle	10
53.	CIMB Niaga Encourages Indonesia Youths to Develop Creative Industry	22
54.	Improving Convenience during Transactions, CIMB Niaga Launches The New Go Mobile	29
55.	Implementing GCG based on ASEAN Standards, CIMB Niaga Wins Corporate Governance Award 2017	30
DECEMBER		
56.	CIMB Niaga Indonesia Opens Aquatic Championship 2017 to Use GBK New Swimming Pool	4
57.	Supporting the Literacy of Indonesian Children, CIMB Niaga Distributes 10 Thousand Books and Builds Library	11
58.	Supporting BI to Test Cross Country Remittance, CIMB Niaga Relies on Mobile Wallet	15
59.	New Year Holiday 2018, CIMB Niaga Focuses on Maximizing Customer Service	28
60.	CIMB Niaga Finances Government Infrastructure Project amounting to Rp3.78 Trillion	29



Employee Code of Conduct & Ethics

In the banking industry, trust is a fundamental and essential element. CIMB Niaga strives to uphold integrity at all times through the establishment and implementation of a standard guidelines in the Code of Ethics & Conduct. Code of Ethics & Conduct forms the foundation for employee behaviour and attitude to work professionally and ethically based on basic principles aligned with the Company's vision, mission and core values as well as applicable internal and external regulations. The Code of Ethics & Conduct applies to all levels of the organization including Board of Commissioners, Board of Directors and all employees.

OBJECTIVES OF CODE OF ETHICS & CONDUCT

The Code of Ethics & Conduct has the following objectives:

1. As a guideline in the formulation of policies, procedures and management practices within the Bank.
2. To sets out the behaviour, conduct and responsibilities of employees and associated person working for and on behalf of the Bank in upholding corresponding conduct to achieve high standard of professionalism and ethics.
3. As a basic guideline of principles that guides decision making.
4. Outlines specific behavior and conduct that are required or prohibited in establishing relationship with various key stakeholders, such as colleagues, customers, regulators, business partners and the general public.
5. To ensure the consistency and uniformity of employee behaviour and conduct in daily operational activities.

MAIN ELEMENTS OF CODE OF ETHICS & CONDUCT

The Code of Ethics & Conduct describes 6 (six) ethical principles which consist of: Integrity, Confidentiality, Competence, Conflict of Interest, Fairness and Mutual Respect; whereby these principles are the foundation of employee's professional interactions.

In addition to the 6 (six) ethical principles, the Code also outlines set of standards that reflect exemplary conduct which regarded as an essential guide on how employee interact with all key stakeholders. The main elements of the Code of Ethics & Conduct includes:

- a. Anti bribery and corruption;
- b. Insider Trading;
- c. Fraudulent activates;
- d. Managing conflict of interest;
- e. Managing gratification;
- f. Outside financial interest and employment/external business interest;
- g. Whistleblowing policy;
- h. Confidentiality and Proprietary information;
- i. Use of the Bank's assets;
- j. Use of social media;
- k. Personal dealings with customers;
- l. Handling customer complaints;
- m. Compliance and regulatory reporting;
- n. Money laundering activities;
- o. Anti-competitive conduct;
- p. Corporate social responsibility culture.

STATEMENT OF CODE OF ETHICS & CONDUCT

CIMB Niaga's Code of Ethics & Conduct applies to all employees of the Bank, including the Board of Directors and Board of Commissioners. All employees are required to thoroughly read and understand the contents of the code and attest an annual commitment statement. The application and implementation of Code of Ethics & Conduct shall be the responsibility of all employees at every level of the organization, as well as one of the Bank's commitments to implement Good Corporate Governance in achieving its vision and mission statements.

SOCIALIZATION AND ENFORCEMENT OF CODE OF ETHICS & CONDUCT

In order to nurture employees' awareness and understanding with regards to the implementation of the Code of Ethics & Conduct, CIMB Niaga engages in regular socialization activities through a various available media.

EMPLOYEE CODE OF CONDUCT & ETHICS

Each year, all employees are obliged to attest a commitment statement of the Code of Ethics & Conduct. To further enhance employees' understanding of the Code of Ethics & Conduct, the Bank has developed tutorial pack and e-Learning study materials along with evaluation test. In addition, CIMB Niaga's Code of Ethics & Conduct is also uploaded to the Company's internal portal (e-Manual) for wider accessibility.

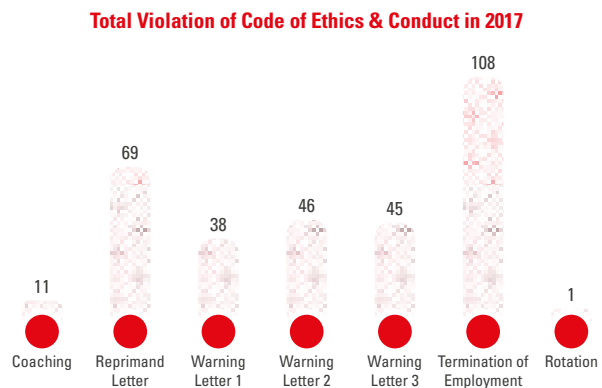
CIMB Niaga continuously monitors the implementation of the Code of Ethics & Conduct and imposes strict sanctions for employees who violate the code. CIMB Niaga provides reporting channels through:

- Internally-managed communication channel by CIMB Niaga, through:
 - E-mail: ayo.lapor@cimbniaga.co.id
 - PO Box: PO Box AYO LAPOR JKS 12000
 - SMS to: 087829652767 (0878 AYO LAPOR)
- Communication channel managed by PT Deloitte Indonesia as the designated third-party to manage whistleblower reports, through:
 - Website: <http://ayolapor.tipoffs.info>
 - Email: ayolapor@tipoffs.info
 - Telephone: 14031

- SMS & WA: +62 822 11356363
- Faksimili: +62 21 2856 5231
- Surat: Ayo Lapor PO BOX 3331 JKP 10033

SANCTIONS AND VIOLATIONS OF CODE OF ETHICS & CONDUCT IN 2017

CIMB Niaga imposes sanctions for any employee who violates the prevailing regulations. During 2017, there are 301 (three hundred and one) employees subject to sanctions with a total of 318 (three hundred and eighteen) letter of sanction issued including Coaching, Letter of Reprimand, Warning Letter 1, Warning Letter 2, Warning Letter 3, and on to Termination of Employment.



Disciplinary Policy and Determination of Sanctions for Violations

Sanction imposition for employee's violations is governed in the Disciplinary and Determination of Sanctions for Violations Policy. This policy regulates the roles and responsibilities of the Direct Supervisor and unit head, the duties and responsibilities of relevant unit in handling a violation, as well as the duties and responsibilities of the Disciplinary Committee in the determining relevant sanction to a violation.

Sanction given to the employees is according to the level of the violation, with start with reprimand letter, written warning letter, to termination of employment. To ensure objectivity, the determination of sanctions at every level of violation is decided by the Disciplinary Committee in accordance with applicable provisions.



► Corporate Culture

In adapting to social behavioural changes both internally and externally, CIMB Niaga emphasizes the importance of internalizing its corporate core values as the foundation of workplace behaviour. CIMB Niaga's core values known as "CHESI" stands for:

1. **"Customer-Centric"**, exist to serve our customers and sell products and services that our customers understand and value,
2. **"High Performance"**, work hard and work strategically for customers, staff and other stakeholders,
3. **"Enabling People"**, encourage our people to think big and look wide and ensure that they are appropriately empowered to deliver value,
4. **"Strength in Diversity"**, respect different cultures, value varied perspectives and recognise diversity as a source of strength,
5. **"Integrity"**, honest, respectful and professional in everything because integrity is the founding value of CIMB Niaga.

The 5 Core Values of the Bank as reflected in CHESI are manifested through the 3 (three) critical behaviours that must be performed consistently by every employee. The 3 (three) Critical Behaviours are:

- **"Go the extra-mile to delight customers"**
- **"Respect each other, engage openly and work together"**
- **"Recognize each other's efforts and always back each other up"**

CIMB Niaga believes that the 3 (three) critical behaviours will support the Bank's acceleration in facing social behavioural changes, providing excellent service to customers and increasing synergy among individuals, units or functions. In 2017, the process of internalizing corporate core values is done through a number of activities, including:

- Board of Directors symbolic act initiatives to discuss and listen to employees' aspirations directly, building better communication and collaboration.
- Established and expanded Informal Leaders and Business Sponsors in various units to actively serve as role models in implementing 3 Critical Behaviours on a daily basis.
- Cultural Campaigns, thematic activities related to corporate culture implementation, such as "Culture Day", passing on "ABC Torch of Recognition" from Directors to top employees to express management appreciation, presenting thank-you cards to employees with positive contributions, environment awareness movement such as "Care with our Home" program, as well as other activities to nurture greater internalization of corporate core values.

In addition, CIMB Niaga continuously strives to improve risk and compliance culture through various initiatives, such as, launched the new Code of Ethics & Conduct, whistleblowing campaigns, zero tolerance to fraud campaigns, and internal and external risk management certification for all employees through in-class and digital learning.



➤ Goods and Services Procurement Policy

CIMB Niaga adopts a policy related to Procurement of Goods and Services which serves as the main reference for all procurement activities of goods and services conducted by business units within the Bank, both Conventional and Sharia Business Unit. This policy is one realization of the GCG process, namely transparency in the procurement process, whereby the process is made through a bidding process by considering a number of aspects, among others:

- Adoption of the transparency principle and avoidance of conflict of interest;
- Focus on the goal of obtaining the best quality of goods or services and optimal purchasing efficiency through quality and price comparison offered by vendors.

The procurement process is managed by the Strategic Procurement and Administration Management (SPAPM) unit under the Directorate of Strategy & Finance, and involving units within the Bank including Legal, Finance, IAU and Bank Quality Assurance to ensure the GCG process is implemented to the highest standard. All procurement processes follow applicable procedures, including authority, limit approval, classification, and segregation of duties and responsibilities in the process of goods and services procurement within the Bank.

ACTIVITIES RELATED TO CRITERIA AND SELECTION OF VENDORS

Vendors involved in procurement of goods or services are vendors that have been registered through the vendor verification process prior to entering into business relationship with the Bank for the first time that the Bank intends to avail itself of the services of the vendors, and this will be regularly reviewed.

The vendor verification process includes:

1. Ensuring the completeness of the vendor's business license, in accordance with the prevailing regulations.
2. Conducting site visit at the business location of the vendor.
3. Performing cross check on references provided.
4. Screening vendors by referring to Bank Indonesia Black List and Anti Money Laundering application.

➤ Conflict Management Policy (Including Insider Trading)

The Bank has a Conflict Management Policy, which aims to establish rules, identify, mitigate, and manage any potential conflicts of interest that may arise within the Bank resulting from the implementation of activities by the Bank's business units who obtain information about the Bank, the Bank's customers, or CIMB Group.

This policy regulates the trading procedure of securities of the Bank and CIMB Group and reaffirms the prohibition of Insider Trading in personal securities transactions by employees and the management (in this case the Board of Directors and members of the Board of Commissioners). Specifically for certain periods, this Policy also regulates the Blackout period in which all employees and management are prohibited from conducting transactions of the Bank's Securities.

Any employee or management who will transact on the Bank's or CIMB Group's Securities (outside the Blackout period) is required to obtain prior written approval from the Bank's Control Room (Corporate Affairs Unit) no later than 2 (two) business days prior to the transaction plan, and the Control Room of the CIMB Group by filling out an employee transaction request form.

Corresponding to this, if the employee and/ or management has conducted a transaction, a notification to the Bank's Control Room (Corporate Affairs unit) is required no later than 2 (two) days after the transaction occurred. With this policy, the mitigation of using insider information for the personal benefit of employees and management (insiders) is expected.

➤ Internal Fraud

The Anti-Fraud Policy of CIMB Niaga as set forth under the Risk Management section of this Annual Report is part of the Bank's internal control system in building a culture of compliance and creating a risk awareness of the potential and consequences of fraud at all levels within the organization. The policy governs the framework, governance and implementation of the anti-fraud strategy, which represents controlling fraud by taking into account the characteristics and range of potential fraud activities and which is implemented through the fraud control system.

The table below depicts the data on fraud cases committed by management, permanent and non-permanent employees in relation to the Bank's business processes and operations whose financial impacts are higher than Rp100,000,000. Such financial impact of these fraudulent activities exclude the funds that may have been subsequently recovered. CIMB Niaga has imposed appropriate sanctions on the personnel committed such fraud.

Internal Fraud Case	Total Cases Committed by					
	Management (BOC and BOD)		Permanent Employees		Non-permanent Employees	
	2016	2017	2016	2017	2016	2017
Resolved	-	-	8	5	-	-
In the process of internal resolution	-	-	2	4	-	-
Unresolved /Under investigation	-	-	-	-	-	-
Already in Legal Proceedings	-	-	4	2	-	-
Total Fraud	-	-	12	11	-	-

Note: The data represents fraud cases with financial impact higher than Rp100 million.



Whistleblowing System

As a manifestation of internal control efforts, CIMB Niaga has implemented the whistleblowing system policy in a comprehensive manner in every aspects of business activity. CIMB Niaga has prepared and implemented the whistle blowing system policies since 2011, gradually improving in terms of both the reporting mechanism and the dissemination of the reporting media. To make it more convenient and transparent for the whistleblower to report a violation or indication of fraud, CIMB Niaga on 4 December 2017 appointed PT Deloitte Indonesia as an independent third-party to manage the whistleblowing reports. The implementation mechanism and results of the whistleblowing system results during 2017 are described below.

REPORTING CHANNELS

Submission of a whistleblowing report may be conducted by any parties, both internal and external, to the Bank. CIMB Niaga provides the following 2 (two) communication channels for such reporting:

1. Internally-managed communication channel by CIMB Niaga, through:
 - E-mail: ayo.lapor@cimbniaga.co.id
 - PO Box: PO Box AYO LAPOR JKS 12000
 - SMS to: 087829652767 (0878 AYO LAPOR)
2. Communication channel managed by PT Deloitte Indonesia as the designated third-party to manage whistleblower reports, through:
 - Website: <http://ayolapor.tipoffs.info>
 - E-mail: ayolapor@tipoffs.info
 - Telephone: 14031
 - SMS & WA: +62 822 11356363
 - Faximile: +62 21 2856 5231
 - Mail: PO BOX Ayo Lapor 3331 JKP 10033

WHISTLEBLOWER PROTECTION

The whistleblower is not required to include his or her identity or proof of violations reported. However, if the whistleblower has evidence as data, information, or an early indication about the violations, this can be included during the reporting. Each whistleblower must have a strong reason for reporting a violation or potential violation, and must act in good faith.

The Bank guarantees the confidentiality of the reporter's identity and protects the whistleblower at the time of reporting or when the report is followed-up by a unit in charge of the investigation, as stipulated in the Bank's internal policies. To ensure confidentiality, for those reporters who include their identity, the name of the whistleblower is only disclosed to the designated whistleblowing officer.

WHISTLEBLOWING HANDLING

All reports will be analyzed by a whistleblowing officer. For reports with the identity of the whistleblower, should additional information be required, the whistleblowing officer will initiate a confidential contact with the whistleblower to request the required additional information. In the event the initial information is considered sufficient, the whistleblowing officer submits a report to the working unit in charge for investigation to determine the validity of the report.

Subsequently, the whistleblower who submits his or her identity will obtain further information regarding the progress of the report, until the report has been followed-up completely. In the event the report provided is not relevant to the scope of the whistleblowing program, the whistleblowing officer will respond or notify that the incoming report will not be followed up, which will be accompanied by the submission of information to the whistleblower regarding the unit associated with the report.

The whistleblowing officer will administer the violation report. For the purpose of supervision and the whistleblowing investigation process, the whistleblowing report results are periodically submitted to the Director in charge of Risk Management and the President Director with a copy to the Director in charge of Compliance and the Director in charge of Human Resources. The identity of whistleblower during the process will be kept confidential throughout the follow-up and oversight process.

WHISTLEBLOWING MANAGEMENT

Based on the Bank's internal policy, the party appointed to manage the whistleblower report is PT Deloitte Indonesia.

WHISTLEBLOWING RESULTS AND FOLLOW-UPS

During 2017, there were 98 whistleblowing reports received. All reports have been followed up and completed, with the following details:

Whistleblowing Report Status		Tahun 2017
Total WB Report Received		98
A.	WB Reports investigated	18
B.	WB Reports not investigated (pre-CLOSED)	80
C.	WB Reports investigated and concluded (Status CLOSED)	10
D.	WB Reports under ongoing investigation (Status OPEN)	8
E.	WB Reports PROVEN based on investigation	2
F.	WB Reports PROVEN based on investigation which related to FRAUD	2



Implementation of Corporate Governance Guidelines for Public Companies

CIMB Niaga complies with the practice of good corporate governance pursuant to Regulation of the Financial Services Authority (POJK) No. 21/POJK.04/2015 on the Implementation of Corporate Governance Guidelines for Public Companies and Circular of the Financial Services Authority (SEOJK) No. 32/SEOJK.04/2015 on Corporate Governance Guidelines for Public Companies. These regulations contain 5 (five) aspects, 8 (eight) principles, and 25 (twenty five) recommendations on corporate governance recommended by the OJK. CIMB Niaga implements such aspects, principles and recommendations based on the “comply or explain” approach as follows:

Aspect	Principle	Recommendation	Implementation
Relationship of The Public Company with the Shareholders in ensuring the Right of the Shareholders	Principle 1 Improve the Implementation Value of the General Meeting of Shareholders (GMS)	1.1 The Public company has technical procedures for opened or closed voting that promote independency and interest of the shareholders.	<p>Comply As an effort to enhance independence, freedom, and confidentiality of shareholders in the voting process, CIMB Niaga adopted a policy of voting at the GMS in private by filling out the voting cards for each agenda. This policy is disclosed in the GMS's Rules of Conduct.</p> <p>In the AGM and EGM held in 2017, the voting mechanism was conducted privately with ballot papers. An officer collected the ballot papers filled out by the shareholders, and an independent party, namely the Securities Administration Bureau, PT Sirca Datapro Perdana and Notary, Ashoya Ratam, SH. conducted the vote count.</p> <p>The GMS Rules of Conduct was uploaded on the Bank's website 21 (twenty one) days prior to the GMS and distributed to the shareholders upon entering the GMS meeting room.</p>
		1.2 All members of the Board of Directors and the Board of Commissioners are present at the Annual GMS	<p>Explain All members of the Board of Directors and the Board of Commissioners of CIMB Niaga were present at the AGM and EGM dated 25 April 2017, except for 1 (one) Commissioner who was unable to attend due to health reasons.</p> <p>Members of the Board of Directors and Board of Commissioners present may represent the Bank to offer explanations to shareholders on any agenda of the AGM, and the AGM was implemented properly.</p>
		1.3 Summary of GMS minutes is available on the public company's website at least for 1 (one) year.	<p>Comply CIMB Niaga uploaded the summary of the minutes of the GMS immediately after the adjournment of the AGM and EGM on 25 April 2017. Summaries of the minutes of GMS from 2013 to 2017 are available on the CIMB Niaga's website up to the present day, in both Indonesian and English version.</p>

Aspect	Principle	Recommendation	Implementation
	Principle 2 Improving Communication Quality of the Public Company with Shareholders or Investors	2.1 The Public Company has a communication policy with the shareholders or investors.	Comply CIMB Niaga regulates its communication policy with the shareholders or investors (customers) in the CIMB Niaga Code of Ethics that has been uploaded to the CIMB Niaga's website (www.cimbniaga.com). Communication is conducted by the Bank through the implementation of the GMS, Public Expose, Analyst Meetings, provide quarterly and annual Financial Statements, as well as conducting disclosure of information in an accurate and timely manner. CIMB Niaga also discloses the addresses of head office and branch offices, e-mail addresses and phone numbers on its website and in the Annual Report, Social Media access (Facebook, Twitter, Instagram), Call Center, as channels for the shareholders and investors to communicate with the Bank, easily.
		2.2 The Public company discloses its communication policy with the shareholders or investors on the website	Comply CIMB Niaga has uploaded its Code of Ethics to CIMB Niaga's website (www.cimbniaga.com) for public access.
Function and Role of the Board of Commissioners	Principle 3 Strengthen the Membership and Composition of the Board of Commissioners	3.1 Determination of the number of Board of Commissioners members shall consider the condition of the Public Company	Comply The number of members of the Board of Commissioners of CIMB Niaga is in accordance with the provisions and has considered the needs, condition, and capabilities of the Bank. As of December 2017, the number of Board of Commissioners members of CIMB Niaga was 8 (eight) people, of whom 50% were Independent Commissioners. The number of members of the Board of Commissioners does not exceed the number of members of the Board of Directors.
		3.2 Determination of composition of the Board of Commissioners members considers the necessary of diversity, expertise, knowledge and experience.	Comply The Board of Commissioners of CIMB Niaga has diverse backgrounds in terms of expertise, knowledge, experience, and citizenship with the objective to support the Bank's business development. This is illustrated in the profiles of each member of the Board of Commissioners.
	Principle 4 Improve the Implementation and the Quality of the Duties and Responsibilities of the Board of Commissioners	4.1 The Board of Commissioners has a self-assessment policy to evaluate its performance	Comply The assessment policy of the Board of Commissioners and the Committees under the Board of Commissioners is stipulated in the Charter of the Nomination and Remuneration Committee, accessible through the CIMB Niaga's website (www.cimbniaga.com).
		4.2 The self-assessment policy of the performance of the Board of Commissioners is disclosed in the Annual Report of the Public Company	Comply The Board of Commissioners' assessment policy is set out in the Attachment to the Charter of the Nomination and Remuneration Committee, and the results of the Board of Commissioners' assessment are disclosed in the Report on the Implementation of Duties of Board of Commissioners section in this Annual Report.
		4.3 The Board of Commissioners has a policy with respect to the resignation of Board of Commissioners members if such member is involved in financial crime.	Comply The CIMB Niaga's Board of Commissioners' Charter (point XI.4.) has stipulated that members of the Board of Commissioners who are involved in financial crimes and/ or other criminal offenses are required to resign from their positions.
		4.4 The Board of Commissioners or the Nomination and Remuneration Committee shall prepare the succession policy in the nomination process of the Board of Directors' members.	Comply The succession policy has been regulated in the Charter of the Nomination and Remuneration Committee and also disclosed in the Report on the Implementation of Duties of the Nomination and Remuneration Committee in this Annual Report.

IMPLEMENTATION OF CORPORATE GOVERNANCE GUIDELINES FOR PUBLIC COMPANIES

Aspect	Principle	Recommendation	Implementation
Function and Role of the Board of Directors	Principle 5 Strengthen the Membership and Composition of the Board of Directors	5.1 Determination of the number of Board of Directors' members considers the condition of the Public Company and the effectiveness of decision-making	<p>Comply</p> <p>Without prejudice to the effectiveness of decision making by the Board of Directors, the determination of the number of members of the Board of Directors of CIMB Niaga shall consider:</p> <ul style="list-style-type: none"> - The Bank's financial condition and ability. - Organizational needs and the complexity of the Bank as the fifth largest Bank in Indonesia <p>As of December 2017, the number of Board of Directors' members was 11 (eleven) people. The number of members of the Board of Directors is more than the number of members of the Board of Commissioners.</p>
		5.2 Determination of composition of the Board of Directors' members considers the necessary of diversity, expertise, knowledge, and experience required	<p>Comply</p> <p>The Board of Directors of CIMB Niaga has diverse backgrounds in terms of expertise, knowledge and experience. This is illustrated in the profile of each member of the Board of Directors.</p> <p>The diversity and the number of Directors are required to provide the best possible solution to Bank's issues, according to the needs, size, and complexity of the Bank's business.</p>
		5.3 Members of the Board of Directors who are responsible for accounting or finance have accounting expertise and/or knowledge	<p>Comply</p> <p>The Director of Strategy and Finance of CIMB Niaga, who responsible for accounting and finance, is Mr. Wan Razly Abdullah.</p> <p>He holds a degree in Law and Accounting from the University of Manchester, UK and has experience in several foreign companies as well as being a member of the Institute of Chartered Accountants of England and Wales.</p> <p>Mr Wan Razly Abdullah meets the criteria of having the accounting expertise and knowledge.</p>
	Principle 6 Improve the Implementation of Quality of Duties and Responsibilities of the Board of Directors	6.1 The Board of Directors has a self-assessment policy to evaluate its own performance	<p>Explain</p> <p>In implementing the strategy and monitoring the performance of the Board of Directors (self-assessment), CIMB Niaga applies the Balanced Scorecard approach which is converted into Key Performance Indicators (KPI) using four Balanced Scorecard perspectives, namely Finance, Customer, Internal Process, and People.</p> <p>The success of the Board of Directors' performance is showed by the sufficient Bank's Sound Level which is indicated through the aspects of risk profile, Good Corporate Governance (GCG), profitability, and capital.</p>
		6.2 The self-assessment policy to evaluate the performance of the Board of Directors is disclosed in the Annual Report of the Public Company.	<p>Explain</p> <p>The performance assessment of the Board of Directors with the Balanced Scorecard approach converted into KPI has been disclosed in the Report of the Board of Directors' Duties Implementation section of this Annual Report.</p>
		6.3 The Board of Directors has a policy related to resignation of the Board of Directors' members if involved in financial crime.	<p>Comply</p> <p>The Board of Directors' Charter of CIMB Niaga (point XI.4.) has stipulated that members of the Board of Directors involved in financial crimes and/or other crimes are required to resign from their positions.</p>

Aspect	Principle	Recommendation	Implementation
Stakeholders' Participation	Principle 7 Improving Corporate Governance through the Participation of Stakeholders	7.1 The Public company has a policy to prevent insider trading	<p>Comply</p> <p>To prevent Insider Trading, CIMB Niaga already has a Conflict Management Policy that has been uploaded to the CIMB Niaga's website (www.cimbniaga.com).</p> <p>This policy establishes the rules, identify, mitigate, and manage any potential conflicts of interest that may arise within the Bank as a result of activities conducted by the Bank's business units that enable them to obtain information about the Bank, the Bank's customers, or the CIMB Group.</p>
		7.2 The Public Company has an anti-corruption and anti-fraud policy	<p>Comply</p> <p>CIMB Niaga has regulated the Bank's anti-corruption policies that are included in the CIMB Niaga Code of Conduct.</p> <p>CIMB Niaga has an anti-fraud strategy that is implemented in the form of a fraud control system, using tools that are an elaboration of the 4 (four) pillars namely; Prevention, Detection, Investigation, and Supervision.</p> <p>Further description on anti-corruption and anti-fraud policies are described in this Annual Report.</p>
		7.3 The Public Company has policies concerning selection and capability improvement of suppliers and vendors.	<p>Comply</p> <p>CIMB Niaga already has a Procurement of Goods and Services Policy (No. E.04.A.06) as well as Goods and Services Procurement Procedures (No. E.04.A.06.P.01) that are disclosed in the Procurement Policy section of this Annual Report.</p> <p>CIMB Niaga's Code of Conduct also regulates the relationship with suppliers, vendors, and consultants (partners) that are in collaboration with the Bank, including objective evaluation, prohibition of acceptance of compensation from partners, compliance of the partners with the Bank's code of conduct as well as consultation and lobbying with partners.</p>
		7.4 The Public Company has a policy concerning the fulfillment of creditor's rights.	<p>Explain</p> <p>CIMB Niaga shall apply and respect creditor's rights through equal treatment of all creditors, exercising the rights and obligations in a timely manner, with no hidden corporate information.</p>
		7.5 The Public Company has a whistleblowing policy	<p>Comply</p> <p>CIMB Niaga already has a Whistleblowing Policy (No. E.08) which is disclosed in this Annual Report under the same title.</p>
		7.6 The Public Company has a long-term incentive policy for the Board of Directors and employees.	<p>Comply</p> <p>In 2017, CIMB Niaga obtained the approval of the GMS to execute share buyback of a maximum of 2% of the Paid-in Capital to be used as a stock-based loyalty program which is a long-term incentive for management and employees in the form of Management and Employee Stock Option Program (MESOP). The effective implementation of MESOP will be in 2018.</p>



Performance
Highlights



Management
Reports



Company
Profile



Management Discussion
and Analysis



Risk
Management

IMPLEMENTATION OF CORPORATE GOVERNANCE GUIDELINES FOR PUBLIC COMPANIES

Aspect	Principle	Recommendation	Implementation
Disclosure of Information	Principle 8 Improve the Implementation of Information Disclosure	8.1 The Public Company benefits from the use of broader information technology other than its website as a means of information disclosure.	Comply In addition to the website, CIMB Niaga also utilizes other information technologies such as phone banking, radio, print media, and social media platforms (such as Instagram, Facebook, Twitter, Youtube and Google+) as media channels for disclosure of information. More details of social media activities are disclosed in the Information Access and Corporate Data section of this Annual Report.
		8.2 The Annual Report of the Public Company discloses share ownership of at least 5% (five percent), other than disclosure of ultimate shareholders of the Public Company through ultimate and controlling shareholders.	Comply CIMB Niaga has no shareholders that own 5% of shares other than ultimate shareholders (CIMB Group), as disclosed in the section of Shares and Other Securities Information in this Annual Report.





▶ ASEAN Corporate Governance Scorecards Index

No	Principles and Recommendations	Page
A	Rights of Shareholders	
A.1	Basic Shareholder Rights	
A.1.1	Does the company pay (interim and final/annual) dividends in an equitable and timely manner; that is, all shareholders are treated equally and paid within 30 days after being (i) declared for interim dividends and (ii) approved by annual general meeting (AGM) for final dividends?	
A.2	Right to participate in decisions concerning fundamental corporate changes	
	Do shareholders have the right to participate in:	
A.2.1	Amendments to the company's constitution?	383
A.2.2	The authorization of additional shares?	383
A.2.3	The transfer of all or substantially all assets, which in effect results in the sale of the company?	383
A.3	Right to participate effectively in and vote in general shareholder meeting and should be informed of the rules, including voting procedures that govern general shareholder meetings	
A.3.1	Do shareholders have the opportunity, evidenced by an agenda item, to approve remuneration (fees, allowances, benefit-in-kind and other emoluments) or any increases in remuneration for the non-executive directors/commissioners?	383
A.3.2	Does the company provide non-controlling shareholders a right to nominate candidates for board of directors/commissioners?	383
A.3.3	Does the company allows shareholders to elect directors/commissioners individually?	383-391
A.3.4	Does the company disclose the voting procedures used before the start of meeting?	385 & 390
A.3.5	Do the minutes of the most recent AGM record that the shareholders were given the opportunity to ask questions and the questions raised by shareholders and answers given recorded?	384 & 388
A.3.6	Does the company disclose the voting results including approving, dissenting, and abstaining votes for all resolutions/each agenda item for the most recent AGM?	386-391
A.3.7	Does the company disclose the list of board members who attended the most recent AGM?	384
A.3.8	Does the company disclose that all board members and the CEO (if he is not a board member) attended the most recent AGM?	384
A.3.9	Does the company allow voting in absentia?	384
A.3.10	Did the company vote by poll (as opposed to by show of hands) for all resolutions at the most recent AGM?	384
A.3.11	Does the company disclose that it has appointed an independent party (scrutineers/inspectors) to count and/or validate the votes at the AGM?	385
A.3.12	Does the company make publicly available by the next working day the result of the votes taken during the most recent AGM/EGM for all resolutions?	384-385 & 389
A.3.13	Does the company provide at least 21 days notice for all AGMs and EGMs?	384-385 & 389
A.3.14	Does the company provide the rationale and explanation for each agenda item which require shareholders' approval in the notice of AGM/circulars and/or the accompanying statement?	384-385 & 389
A.3.15	Does the company give the opportunity for shareholder to place item/s on the agenda of AGM?	383
A.4	Markets for corporate control should be allowed to function in an efficient and transparent manner	
A.4.1	In cases of mergers, acquisitions and/or takeovers requiring shareholders' approval, does the board of directors/commissioners of the company appoint an independent party to evaluate the fairness of the transaction price?	214
A.5	The exercise of ownership rights by all shareholders, including institutional investors, should be facilitated	
A.5.1	Does the company disclose its practices to encourage shareholders to engage the company beyond AGM?	383-395 & 527-530
B	Equitable Treatment of Shareholders	
B.1	Shares and Voting Rights	
B.1.1	Does the company's ordinary or common shares have one vote for one share?	383



ASEAN CORPORATE GOVERNANCE SCORECARDS INDEX

No	Principles and Recommendations	Page
B.1.2	Where the company has more than one class of shares, does the company publicise the voting rights attached to each class of shares (e.g. through the company website reports/ the stock exchange/ the regulator's website)?	383
B.2	Notice of AGM	
B.2.1	Does each resolution in the most recent AGM deal with only one item, i.e., there is no bundling of several items into the same resolution?	383-395
B.2.2	Are the company's notice of the most recent AGM/circulars fully translated into English and published on the same date as the local - language version? Does the notice of AGM/circulars have the following details:	384-385 & 389
B.2.3	Are the profiles of directors/commissioners (at least age, academic qualification, date of appointment, experience, and directorships in other listed companies) in seeking election/re-election included?	384-385
B.2.4	Are the auditors seeking appointment/re-appointment clearly identified?	384-385
B.2.5	Were the proxy documents made easily available?	384-385
B.3	Insider trading and abusive self-dealing should be prohibited.	
B.3.1	Does the company have policies and/or rules prohibiting directors/commissioners and employees to benefit from knowledge which is not generally available to the market?	534
B.3.2	Are the directors / commissioners required to report their dealings in company shares within 3 business days?	114
B.4	Related party transactions by directors and key executive	
B.4.1	Does the company have a policy requiring directors /commissioners to disclose their interest in transactions and any other conflicts of interest?	409, 424, 531, 534
B.4.2	Does the company have a policy requiring a committee of independent directors/commissioners to review material RPTs to determine whether they are in the best interests of the company and shareholders?	397-399
B.4.3	Does the company have a policy requiring board members (directors/commissioners) to abstain from participating in the board discussion on a particular agenda when they are conflicted?	409-424
B.4.4	Does the company have policies on loans to directors and commissioners either forbidding this practice or ensuring that they are being conducted at arm's length basis and at market rates?	412 & 426
B.5	Protecting minority shareholders from abusive actions	
B.5.1	Does the company disclose that RPTs are conducted in such a way to ensure that they are fair and at arms' length?	214 & 517
B.5.2	In case of related party transactions requiring shareholders' approval, is the decision made by disinterested shareholders?	214 & 517
C	Role of Stakeholders	
C.1	The rights of stakeholders that are established by law or through mutual agreements are to be respected.	517, 518, 527, 590-591
	Does the company disclose a policy and practices that address :	
C.1.1	The existence and scope of the company's efforts to address customers' welfare?	517 & 606-608
C.1.2	Supplier/contractor selection procedures?	534
C.1.3	The company's efforts to ensure that its value chain is environmentally friendly or is consistent with promoting sustainable development?	583-605
C.1.4	The company's efforts to interact with the communities in which they operate?	583-605
C.1.5	The company's anti-corruption programmes and procedures?	518, 531-532
C.1.6	How creditors' rights are safeguarded?	518
C.1.7	Does the company have a separate report/section that discusses its efforts on environment/economy and social issues?	518, 583-608
C.2	Where stakeholder interests are protected by law, stakeholders should have the opportunity to obtain effective redress for violation of their rights.	
C.2.1	Does the company provide contact details via the company's website or Annual Report which stakeholders (e.g. customers, suppliers, general public etc.) can use to voice their concerns and/or complaints for possible violation of their rights?	527, 76, 121
C.3	Mechanisms for employee participation should be permitted to develop.	
C.3.1	Does the company explicitly disclose the policies and practices on health, safety and welfare for its employees?	342-359 & 588-591



No	Principles and Recommendations	Page
C.3.2	Does the company explicitly disclose the policies and practices on training and development programmes for its employees?	342-359 & 588-591
C.3.3	Does the company have a reward/compensation policy that accounts for the performance of the company beyond short-term financial measures?	436-443
C.4	Stakeholders including individual employee and their representative bodies, should be able to freely communicate their concerns about illegal or unethical practices to the board and their rights should not be compromised for doing this	
C.4.1	Does the company have a whistle blowing policy which includes procedures for complaints by employees and other stakeholders concerning alleged illegal and unethical behaviour and provide contact details via the company's website or annual report	536-537
C.4.2	Does the company have a policy or procedures to protect an employee/person who reveals alleged illegal/unethical behaviour from retaliation?	536-537
D	Disclosure and Transparency	
D.1	Transparent Ownership Structure	
D.1.1	Does the information on shareholdings reveal the identity of beneficial owners, holding 5% shareholding or more?	94-95, 115-117 & 460
D.1.2	Does the company disclose the direct and indirect (deemed) shareholdings of major and/or substantial shareholders?	94-95, 115-117 & 460
D.1.3	Does the company disclose the direct and indirect (deemed) shareholdings of directors (commissioners)?	116
D.1.4	Does the company disclose the direct and indirect (deemed) shareholdings of senior management?	116
D.1.5	Does the company disclose details of the parent/holding company, subsidiaries, associates, joint ventures and special purpose enterprises/ vehicles (SPEs)/ (SPVs)?	97
D.2	Quality of Annual Report	
	Does the company's annual report disclose the following items:	
D.2.1	Corporate Objectives	87
D.2.2	Financial Performance indicators	18-21, 172-199
D.2.3	Non-Financial Performance indicators	9-16, 40-45, 130-173
D.2.4	Dividend Policy	212 & 516
D.2.5	Biographical details (at least age, academic qualifications, date of first appointment, relevant experience, and any other directorships of listed companies) of all directors/commissioners	100-110
D.2.6	Attendance details of each director/commissioner in all directors/commissioners meetings held during the year	446-459
D.2.7	Total remuneration of each member of the board of directors/commissioners	436-443
	Corporate Governance Confirmation Statement	
D.2.8	Does the Annual Report contain a statement confirming the company's full compliance with the code of corporate governance and where there is non-compliance, identify and explain reasons for each such issue?	573
D.3	Disclosure of Related Party Transactions (RPTs)	
D.3.1	Does the company disclose its policy covering the review and approval of material RPTs?	214 & 397-399
D.3.2	Does the company disclose the name, relationship, nature and value for each material RPTs?	Laporan Keuangan Tahunan hal 5/173-5/176
D.4	Directors and Commissioners dealings in the shares of the company	
D.4.1	Does the company disclose trading in the company's shares by insiders?	116 & 534
D.5	External Auditor and Auditor Report	
	Where the same audit firm is engaged for both audit and non-audit services	
D.5.1	Are the audit and non-audit fees disclosed?	121 & 514
D.5.2	Does the non-audit fee exceed the audit fees?	514
D.6	Medium of Communications	
	Does the company use the following modes of communication?	
D.6.1	Quarterly Reporting	515 & 527-530



ASEAN CORPORATE GOVERNANCE SCORECARDS INDEX

No	Principles and Recommendations	Page
D.6.2	Company Website	121, 515 & 527-530
D.6.3	Analyst's briefing	527-530
D.6.4	Media briefings/press conferences	527-530
D.7	Timely filing/release of annual/financial reports	
D.7.1	Are the audited annual financial report / statement released within 120 days from the financial year end?	Laporan Keuangan Tahunan hal 2-4
D.7.2	Is the annual report released within 120 days from the financial year end?	70-71
D.7.3	Is the statement that the Annual Financial Report has been presented correctly and fairly, confirmed by the Board of Commissioners or the Board of Directors and / or related officials of the company.	Laporan Keuangan Tahunan hal 2-4
D.8	Company Website	
	Does the company have a website disclosing up-to-date information on the following:	
D.8.1	Financial statements/reports (latest quarterly)	121 & 515
D.8.2	Materials provided in briefings to analysts and media	121 & 515
D.8.3	Downloadable Annual Report	121 & 515
D.8.4	Notice of AGM and/or EGM	121, 384-385 & 390
D.8.5	Minutes of AGM and/or EGM	121, 384-385 & 390
D.8.6	Company's constitution (company's by-laws, memorandum and articles of association)	121 & 515
D.9	Investor Relations	
D.9.1	Does the company disclose the contact details (e.g. telephone, fax, and email) of the officer / office responsible for investor relations?	121 & 527-530
E	RESPONSIBILITIES OF THE BOARD	
E.1	Board Duties and Responsibilities	
	Clearly defined board responsibilities and corporate governance policy	
E.1.1	Does the company disclose its corporate governance policy / board charter?	401 & 417
E.1.2	Are the types of decisions requiring board of directors/commissioners' approval disclosed?	397-399 & 417-419
E.1.3	Are the roles and responsibilities of the board of directors/commissioners clearly stated?	397-399 & 417-419
	Corporate Vision/Mission	
E.1.4	Does the company have an updated Vision and Mission statement?	87
E.1.5	Does the board of directors play a leading role in the process of developing and reviewing the company's strategy at least annually?	417-421 & 447-457
E.1.6	Does the board of directors have a process to review, monitor and oversee the implementation of the corporate strategy?	417-421 & 447-457
E.2	Board Structure	
	Code of Ethics or Conduct	
E.2.1	Are the details of the code of ethics or conduct disclosed?	531-532
E.2.2	Are all directors/commissioners, senior management and employees required to comply with the code/s?	531-532
E.2.3	Does the company have a process to implement and monitor compliance with the code/s of ethics or conduct?	531-532
	Board Structure & Composition	
E.2.4	Do independent directors/commissioners make up at least 50% of the board of directors/commissioners?	396, 415 & 427-429
E.2.5	Does the company have a term limit of nine years or less or 2 terms of five years ¹⁾ each for its independent directors/ commissioners?	414-415
E.2.6	Has the company set a limit of five board seats that an individual independent/ non-executive director/ commissioner may hold simultaneously?	407-409
E.2.7	Does the company have any executive directors who serve on more than two boards of listed companies outside of the group?	424

¹⁾ The five years term must be required by legislation which pre-existed the introduction of the ASEAN Corporate Governance Scorecard in 2011



No	Principles and Recommendations	Page
	Nomination Committee (NC)	
E.2.8	Does the company have a Nominating Committee?	468-473
E.2.9	Is the Nominating Committee comprised of a majority of independent directors/commissioners?	468-473
E.2.10	Is the chairman of the Nominating Committee an independent director/commissioner?	468-473
E.2.11	Does the company disclose the terms of reference/ governance structure/charter of the Nominating Committee?	468-473
E.2.12	Is the meeting attendance of the Nominating Committee disclosed and if so, did the Nominating Committee meet at least twice during the year?	468-473
	Remuneration Committee (RC) /Compensation Committee	
E.2.13	Does the company have a Remuneration Committee?	468-473
E.2.14	Is the Remuneration Committee comprised of a majority of independent directors/commissioners?	468-473
E.2.15	Is the chairman of the Remuneration Committee an independent director/commissioner?	468-473
E.2.16	Does the company disclose the terms of reference/ governance structure/ charter of the Remuneration Committee?	468-473
E.2.17	Is the meeting attendance of the Remuneration Committee disclosed and, if so, did the Remuneration Committee meet at least twice during the year?	468-473
	Audit Committee (AC)	
E.2.18	Does the company have an Audit Committee?	462-467
E.2.19	Is the Audit Committee comprised entirely of non-executive directors/commissioners with a majority of independent directors/commissioners?	462-467
E.2.20	Is the chairman of the Audit Committee an independent director/commissioner?	462-467
E.2.21	Does the company disclose the terms of reference/governance structure/charter of the Audit Committee?	462-467
E.2.22	Does at least one of the independent directors/commissioners of the committee have accounting expertise (accounting qualification or experience)?	462-467
E.2.23	Is the meeting attendance of the Audit Committee disclosed and, if so, did the Audit Committee meet at least four times during the year?	462-467
E.2.24	Does the Audit Committee have primary responsibility for recommendation on the appointment, and removal of the external auditor?	462-467
E.3	Board Processes	
	Board Meetings and Attendance	
E.3.1	Are the board of directors meeting scheduled before the start of financial year?	444 & 447
E.3.2	Does the board of directors/commissioners meet at least six times during the year?	444-459
E.3.3	Has each of the directors/commissioners attended at least 75% of all the board meetings held during the year?	444-459
E.3.4	Does the company require a minimum quorum of at least 2/3 for board decisions?	444 & 447
E.3.5	Did the non-executive directors/commissioners of the company meet separately at least once during the year without any executives present?	444-445
	Access to Information	
E.3.6	Are board papers for board of directors/commissioners meetings provided to the board at least five business days in advance of the board meeting?	444
E.3.7	Does the company secretary play a significant role in supporting the board in discharging its responsibilities?	495-498
E.3.8	Is the company secretary trained in legal, accountancy or company secretarial practices and has kept abreast on relevant developments?	497
	Board Appointment and Re-Election	
E.3.9	Does the company disclose the criteria used in selecting new directors/commissioners?	401-402 & 419-420
E.3.10	Did the company describe the process followed in appointing new directors/commissioners?	402 & 420
E.3.11	Are all directors/commissioners subject to re-election every 3 years; or 5 years for listed companies in countries whose legislation prescribes a term of 5 years ²⁾ each?	409-410 & 425

²⁾ The five years term must be required by legislation which pre-existed the introduction of the ASEAN Corporate Governance Scorecard in 2011



ASEAN CORPORATE GOVERNANCE SCORECARDS INDEX

No	Principles and Recommendations	Page
	Remuneration Matters	
E.3.12	Does the company disclose its remuneration (fees, allowances, benefit-in-kind and other emoluments) policy/practices (i.e. the use of short term and long term incentives and performance measures) for its executive directors and CEO?	436-443
E.3.13	Is there disclosure of the fee structure for non-executive directors/commissioners?	438-439
E.3.14	Do the shareholders or the Board of Directors approve the remuneration of the executive directors and/or the senior executives?	436-443
E.3.15	Does the company have measurable standards to align the performance-based remuneration of the executive directors and senior executive with long-term interests of the company, such as claw back provision and deferred bonuses?	436-443
	Internal Audit	
E.3.16	Does the company have a separate internal audit function?	505-509
E.3.17	Is the head of internal audit identified or, if outsourced, is the name of the external firm disclosed?	506
E.3.18	Does the appointment and removal of the internal auditor require the approval of the Audit Committee?	464-465
	Risk Oversight	
E.3.19	Does the company establish a sound internal control procedures/risk management framework and periodically review the effectiveness of that framework?	234-337, 519-520 & 521-522
E.3.20	Does the Annual Report/Annual CG Report disclose that the board of directors/commissioners has conducted a review of the company's material controls (including operational, financial and compliance controls) and risk management systems?	519-520 & 521-522
E.3.21	Does the company disclose the key risks to which the company is materially exposed to (i.e. financial, operational including IT, environmental, social, economic)?	519-520
E.3.22	Does the Annual Report/Annual CG Report contain a statement from the board of directors/commissioners or Audit Committee commenting on the adequacy of the company's internal controls/risk management systems?	573
E.4	People on the Board	
	Board Chairman	
E.4.1	Do different persons assume the roles of chairman and CEO?	100 & 105
E.4.2	Is the chairman an independent director/commissioner?	100
E.4.3	Is any of the directors a former CEO of the company in the past 2 years?	105-110
E.4.4	Are the roles and responsibilities of the chairman disclosed?	399
	Lead Independent Director	
E.4.5	If the Chairman is not independent, has the Board appointed a Lead/Senior Independent Director and has his/her role been defined?	-
	Skills and Competencies	
E.4.6	Does at least one non-executive director/commissioner have prior working experience in the major sector that the company is operating in?	100-110
E.5	Board Performance	
	Directors Development	
E.5.1	Does the company have orientation programmes for new directors/commissioners?	403 & 421
E.5.2	Does the company have a policy that encourages directors/commissioners to attend on-going or continuous professional education programmes?	403-407 & 421-423
	CEO/Executive Management Appointments and Performance	
E.5.3	Does the company disclose the process on how the board of directors/commissioners plans for the succession of the CEO/Managing Director/President and key management?	473
E.5.4	Does the board of directors/commissioners conduct an annual performance assessment of the CEO/Managing Director/President?	435
	Board Appraisal	
E.5.5	Did the company conduct an annual performance assessment of the board of directors/commissioners and disclose the criteria and process followed for the assessment?	435-436
	Director Appraisal	
E.5.6	Did the company conduct an annual performance assessment of the individual directors/commissioners and disclose the criteria and process followed for the assessment?	435-436



No	Principles and Recommendations	Page
	Committee Appraisal	412-413 & 425
E.5.7	Did the company conduct an annual performance assessment of the board committees and disclose the criteria and process followed for the assessment?	
Level 2 – BONUS ITEMS		
(B)A.	RIGHTS OF SHAREHOLDERS	
(B)A.1	Right to participate effectively in and vote in general shareholders meeting and should be informed of the rules, including voting procedures, that govern general shareholders meeting	
(B)A.1.1	Does the company practice secure electronic voting in absentia at the general meetings of shareholders?	383
(B)B	EQUITABLE TREATMENT OF SHAREHOLDERS	
(B)B.1	Notice of AGM	
(B)B.1.1	Does the company release its notice of AGM (with detailed agendas and explanatory circulars), as announced to the Exchange, at least 28 days before the date of the meeting?	384-385
(B)C	ROLE OF STAKEHOLDER	
(B)C.1		
(B)C.1.1	Does the company adopt an internationally recognized reporting framework for sustainability (i.e. GRI, Integrated Reporting, SASB)?	518
(B)D.	DISCLOSURE AND TRANSPARENCY	
(B)D.1		
(B)D.1.1	Are the audited annual financial report /statement released within 60 days from the financial year end?	Laporan Keuangan Tahunan hal 2-4
(B)D.1.2	Does the company disclose details of remuneration of the CEO?	-
(B)E.	RESPONSIBILITIES OF THE BOARD	
(B)E.1	Board Competencies and Diversity	
(B)E.1.1	Does the company have at least one female independent director/commissioner?	102, 396 & 427-429
(B)E.1.2	Does the company have a policy and disclose measurable objectives for implementing its board diversity and report on progress in achieving its objectives?	427-429
(B)E.2	Board Structure	
(B)E.2.1	Is the Nominating Committee comprise entirely of independent directors/commissioners?	-
(B)E.2.2	Does the Nominating Committee undertake the process of identifying the quality of directors aligned with the company's strategic directions?	420
(B)E.3	Board Appointments and Re-Election	
(B)E.3.1	Does the company use professional search firms or other external sources of candidates (such as director databases set up by director or shareholder bodies) when searching for candidates to the board of directors/commissioners?	473
(B)E.4	Board Appointments and Re-Election	
(B)E.4.1	Do independent non-executive directors/commissioners make up more than 50% of the board of directors/commissioners for a company with independent chairman?	-
(B)E.5	Risk Oversight	
(B)E.5.1	Does the board describe its governance process around IT issues including disruption, cyber security, disaster recovery, to ensure that all key risks are identified, managed and reported to the board?	360-369
(B)E.6	Board Performance	
(B)E.6.1	Does the company have a separate board level Risk Committee?	474-478 & 485-486
LEVEL 2 – PENALTY ITEMS		
(P)A	RIGHTS OF SHAREHOLDERS	
(P)A.1	Basic Shareholder Right	
(P)A.1.1	Did the company fail or neglect to offer equal treatment for share repurchases to all shareholders?	



ASEAN CORPORATE GOVERNANCE SCORECARDS INDEX

No	Principles and Recommendations	Page
(P)A.2	Shareholders, including institutional shareholders, should be allowed to consult with each other on issues concerning their basic shareholder rights as defined in the Principles, subject to exceptions to prevent abuse.	
(P)A.2.1	Is there evidence of barriers that prevent shareholders from communicating or consulting with other shareholders?	
(P)A.3	Right to participate effectively in and vote in general shareholders meeting and should be informed of the rules, including voting procedures, that govern general shareholders meeting	
(P)A.3.1	Did the company include any additional and unannounced agenda item into the notice of AGM/EGM?	
(P)A.3.2	Did the Chairman of the Board, Audit Committee Chairman and CEO attend the most recent AGM?	
(P)A.4	Capital structures and arrangements that enable certain shareholders to obtain a degree of control disproportionate to their equity ownership should be disclosed	
(P)A.4.1	Shareholders Agreement?	
(P)A.4.2	Voting Cap?	
(P)A.4.3	Multiple Voting Rights?	
(P)A.5	Capital structures and arrangements that enable certain shareholders to obtain a degree of control disproportionate to their equity ownership should be disclosed.	
(P)A.5.1	Is a pyramid ownership structure and/ or cross holding structure apparent?	
(P)B	EQUITABLE TREATMENT OF SHAREHOLDERS	
(P)B.1	Insider trading and abusive self-dealing should be prohibited	
(P)B.1.1	Has there been any conviction of insider trading involving directors/commissioners, management and employees in the past three years?	
(P)B.2	Protecting minority shareholders from abusive action	
(P)B.2.1	Has there been any cases of non compliance with the laws, rules and regulations pertaining to material related party transactions in the past three years?	
(P)B.2.2	Were there any RPTs that can be classified as financial assistance (i.e not conducted at arms length) to entities other than wholly-owned subsidiary companies?	
(P)C	ROLE OF STAKEHOLDERS	
(P)C.1	The rights of stakeholders that are established by law or through mutual agreements are to be respected	
(P)C.1.1	Have there been any violations of any laws pertaining to labour/ employment/ consumer/ insolvency/ commercial/ competition or environmental issues?	
(P)C.2	Where stakeholders participate in the corporate governance process, they should have access to relevant, sufficient and reliable information on a timely and regular basis	
(P)C.2.1	Has the company faced any sanctions by regulators for failure to make announcements within the requisite time period for material events?	
(P)D	DISCLOSURE AND TRANSPARENCY	
(P)D.1	Sanctions from regulator on financial reports	
(P)D.1.1	Did the company receive a “qualified opinion” in its external audit report?	
(P)D.1.2	Did the company receive an “adverse opinion” in its external audit report?	
(P)D.1.3	Did the company receive a “disclaimer opinion” in its external audit report?	
(P)D.1.4	Has the company in the past year revised its financial statements for reasons other than changes in accounting policies?	
(P)E	RESPONSIBILITIES OF THE BOARD	
(P)E.1	Compliance with listing rules, regulations and applicable laws	
(P)E.1.1	Is there any evidence that the company has not complied with any listing rules and regulations over the past year apart from disclosure rules?	
(P)E.1.2	Have there been any instances where non-executive directors/commissioner have resigned and raised any issues of governance-related concerns?	



No	Principles and Recommendations	Page
(P)E.2	Board Structure	
(P)E.2.1	Does the Company have any independent directors/commissioners who have served for more than nine years or two terms of five years ¹⁾ each (which ever is higher) in the same capacity?	
(P)E.2.2	Did the company fail to identify who are the independent director(s)/ commissioner(s)?	
(P)E.2.3	Does the company have any independent directors/non-executive/commissioners who serve on a total of more than five boards of publicly-listed companies?	
(P)E.3	External Audit	
(P)E.3.1	Is any of the directors or senior management a former employee or partner of the current external auditor (in the past 2 years)?	
(P)E.4	Board Structure and Composition	
(P)E.4.1	Has the chairman been the company CEO in the last three years?	
(P)E.4.2	Do independent non-executive directors/ commissioners receive options, performance shares or bonuses?	

¹⁾ The five years term must be required by legislation which pre-existed before the introduction of the ASEAN Corporate Governance Scorecard in 2011



➤ Integrated Governance Implementation Report

The Financial Services Authority issued POJK No.18/POJK.03/2014, dated 18 November 2014 and SEOJK No. 15/SEOJK.03/2015, dated 25 May 2015 on the Implementation of Integrated Governance (TKT) for Financial Conglomerates. These provisions govern the establishment of the Financial Conglomerate, the appointment of the Main Entity in a financial conglomerate and the implementation of TKT in a comprehensive and effective manner.

The implementation of good corporate governance in the business activities of a financial conglomerate will enhance the performance of the financial conglomerate and its compliance with the prevailing laws and regulations, as well as with the applicable ethical values in the financial services industry. In addition, the implementation of integrated governance for a financial conglomerate is expected to boost the sustainable stability of the financial system, ultimately enhancing competitiveness in the financial services industry.

WORK PROGRAM OF TKT IN 2018

1. Ensure the structure of TKT in the CIMB Indonesia Financial Conglomerate has complied with the principles and provisions of integrated governance, both at the level of the Board of Commissioners, the Board of Directors, Committees, Integrated Work Units as well as policies and procedures of each entity.
2. Disseminate information on the implementation of TKT and the results of self-assessment of the application of TKT to the stakeholders through the Annual Report.
3. CIMB Niaga as the Main Entity aligns or updates the policies and procedures related to the implementation of TKT with other entities in the Financial Conglomerate of CIMB Indonesia.
4. Disseminate the TKT principles in collaboration with the relevant work units.
5. Conduct self-assessment on the implementation of TKT in the Financial Conglomerate of CIMB Indonesia and report the findings to regulators and other respective parties.
6. Ensure that the management composition of each entity in the CIMB Indonesia Financial Conglomerate has complied with the prevailing regulations.

7. In relation to the strategic plan of the management, a review of the membership structure of the CIMB Indonesia Financial Conglomerate will be conducted.

WORK REALIZATION OF TKT IN 2017

1. Conducted self-assessment on TKT implementation in the CIMB Indonesia Financial Conglomerate.
2. Submitted the following reports to the regulators:
 - a. TKT Implementation Self-Assessment Report;
 - b. TKT Implementation Annual Report;
 - c. Integrated Risk Profile Report;
 - d. Integrated Capital Report.
3. Made adjustments with members of the Financial Conglomerate in terms of reporting, preparing, and updating of internal policies and procedures related to the implementation of TKT in each Financial Services Institution, which includes the functions of Internal Audit, Risk Management, and Compliance.
4. In accordance with the directives of the OJK, CIMB Niaga, as the Main Entity, has established the CIMB Integrated Reporting System (CIRS), which can be accessed by each financial services institution in the CIMB Indonesia Financial Conglomerate. The automation of the system is expected to support the effectiveness of reporting in an integrated manner.
5. Held TKT Committee meetings 2 (two) times in 2017 on 8 February 2017 and 31 July 2017. During the meetings, the TKT Committee received and approved the Integrated Risk Profile of CIMB Indonesia Financial Conglomerate, Integrated Capital Adequacy, Integrated Internal Audit, Integrated Compliance and Self-assessment on the Implementation of Integrated Governance, which was followed up by submission to the OJK by the Main Entity.
6. Drew up improvement plans/mitigation plans for several significant issues that had been reported through the Self-assessment Report on the Implementation of the Integrated Governance of the CIMB Indonesia Financial Conglomerate to the OJK, including :
 - a. Fulfillment of Independent Commissioner position in one of the entity members of the CIMB Indonesia Finance Conglomerate to serve

as a member of the TKT Committee, no later than September 2018.

- b. Fulfillment of the composition of share-ownership in one of the entity of the CIMB Indonesia Financial Conglomerate, in which foreign ownership is only allowed for 85% of the paid-up capital, with 15% being owned by domestic parties.

5. Duties and responsibilities of the Integrated Internal Audit Unit ,
6. Implementation of Integrated Risk Management,
7. Preparation and implementation of the TKT Charter.

Assessment of the implementation of TKT is conducted with due regard to the significance and materiality of factors in the TKT assessment and the impact of strengths and/ or weaknesses in the implementation of Integrated Governance in the Financial Conglomerate. The TKT implementation self-assessment process is performed by members of the TKT Committee and Integrated Risk Management Committee by evaluating the structure, process and outcome of TKT in each assessment factor.

In addition, in the process of self-assessment of TKT implementation, CIMB Niaga as the Main Entity takes into consideration the data and other information obtained from other work units, such as Risk Management, Internal Audit, Corporate Affairs, Human Resources, Anti Fraud Management, as well as other work units in the subsidiaries and affiliated companies, to be used as a validation factor in the assessment of TKT implementation.

TKT IMPLEMENTATION ASSESSMENT REPORT

TKT Implementation Assessment Method

TKT implementation assessment is conducted every semester based on self-assessment method, with reference to the Circular Letter of OJK No.15/SEOJK.03/2015 on the Implementation of Integrated Governance for Financial Conglomerate. The assessment is conducted on 3 (three) governance aspects, namely structure, process and outcome of the following 7 (seven) factors of TKT implementation assessment:

1. Implementation of duties and responsibilities of the Board of Directors of the Main Entity,
2. Implementation of duties and responsibilities of the Board of Commissioners of the Main Entity,
3. Duties and responsibilities of the TKT Committee,
4. Duties and responsibilities of the Integrated Compliance Unit ICU.

TKT Implementation Assessment Results

The following are the results of TKT implementation assessment in Semester I and II of 2017:

Integrated Governance Implementation Self-Assessment Results	
Rating	Rating Definition
2 (GOOD)	The implementation of integrated corporate governance by the financial conglomerate is rated good, in overall. This is reflected in the adequate adoption of the TKT principles. However, there are still weaknesses in TKT implementation; in general, the weaknesses are not significant and can be resolved through routine measures by the Main Entity and/or Financial Institution members of the CIMB Indonesia Financial Conglomerate.

Based on the above assessment results, the implementation of Integrated Governance by the CIMB Indonesia Financial Conglomerate is considered generally well. This is reflected in the adequate fulfillment of the three TKT aspects, namely structure, process, and outcome. The adequate fulfillment of structure, as well as the effectiveness of TKT processes resulted in a satisfactory outcome for TKT implementation at the CIMB Indonesia Financial Conglomerate, which is reflected in its performance, transparency of financial reporting, and implementation of functions of the Integrated Compliance Unit, the Integrated Internal Audit Unit, and Integrated Risk Management Unit. However, there are still weaknesses in the implementation of TKT, which in generally are not significant and can be resolved through measures by the Main Entity and/or Financial Institution members of the CIMB Indonesia Financial Conglomerate.

INTEGRATED GOVERNANCE IMPLEMENTATION REPORT

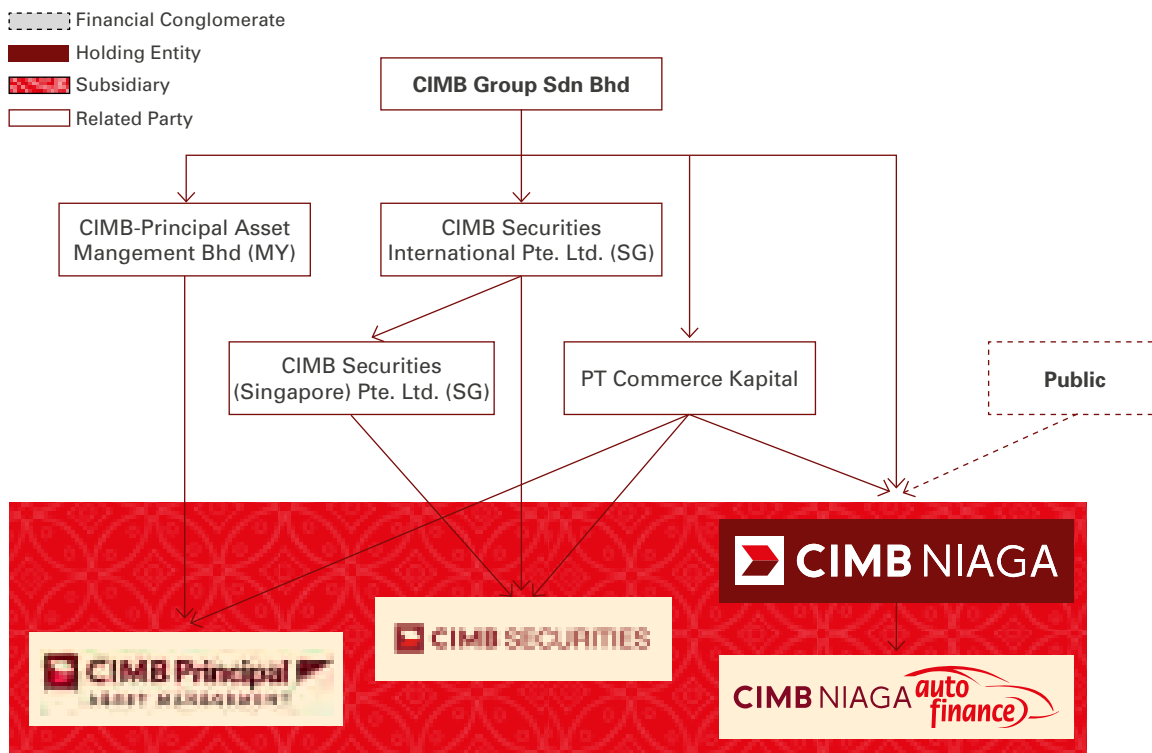
STRUCTURE OF FINANCIAL CONGLOMERATE

CIMB Group Sdn Bhd, as the ultimate shareholder, appointed CIMB Niaga as the Main Entity on 13 February 2015 and determined the Financial Services Institutions as the members of the CIMB Indonesia Financial Conglomerate, thus the structure of the CIMB Indonesia Financial Conglomerate is as follows:

Main Entity (ME) : PT Bank CIMB Niaga Tbk	
Members	<ol style="list-style-type: none"> 1. PT CIMB Securities Indonesia (CSI) 2. PT CIMB Pricipal Asset Management (CPAM) 3. PT CIMB Niaga Auto Finance (CNAF)

SHARE-OWNERSHIP STRUCTURE

The Financial Institution's share ownership structure in the financial conglomerate of CIMB Indonesia, there is only 1 (one) Financial Institution is directly owned by CIMB Niaga Bank, namely CNAF at 99.9%, while 2 (two) other Financial Institution members, namely CSI and CPAM are affiliate parties of Bank CIMB Niaga. The detail share ownership structure of the CIMB Indonesia Financial Conglomerate can be viewed in the following illustration.



MANAGEMENT STRUCTURE

Based on POJK No.18/POJK.03/2014 on the Implementation of Governance for Financial Conglomerate, the following is the management structure of the CIMB Indonesia Financial Conglomerate:

Entities	TKT Committee	Compliance Function	Internal Audit Function	Risk Management Function
CIMB Niaga	✓	✓	✓	✓
CIMB Auto Finanace (CNAF)	✓	✓	✓	✓
CIMB Securities Indonesia (CSI)	✓	✓	✓	✓
CIMB Principal Asset Management (CPAM)	✓	✓	✓	✓

Main Entities: PT Bank CIMB Niaga Tbk

Board of Commissioners

No.	Name	Position
1	Dato' Sri Nazir Razak	President Commissioner
2	Glenn Muhammad Surya Yusuf	Vice President Commissioner
3	Pri Notowidigdo	Independent Commissioner
4	Zulkifli M. Ali	Independent Commissioner
5	David Richard Thomas	Commissioner
6	Armida Salsiah Alisjahbana	Independent Commissioner
7	Jeffrey Kairupan	Independent Commissioner
8	Ahmad Zulqarnain Onn*)	Commissioner
9	Tengku Dato' Sri Zafrul Tengku Abdul Aziz**)	Commissioner

*) Resigned effective since the EGMS, 24 August 2017

***) Appointed in the EGMS on 24 August 2017 and effective serves as Commissioner on 16 March 2018

Duties and Responsibilities of the Board of Commissioners of the Main Entity

Supervise the implementation of TKT by conducting the following:

1. Approve the TKT Charter prepared by the Board of Directors of the Main Entity;
2. Monitor the implementation of corporate governance on each member of the CIMB Indonesia Conglomerate to be in accordance with the TKT Charter;
3. Monitor the implementation of duties and responsibilities of the Board of Directors of the Main Entity, as well as giving direction and advice to the Board of Directors of the Main Entity on the implementation of TKT Charter;
4. Evaluate the TKT Charter and its operating guidelines;
5. Provide direction for the improvement of TKT Charter and its operating guidelines;
6. Submit recommendations from the TKT Committee to the Board of Directors of the Main Entity on the implementation of TKT by members of the CIMB Indonesia Financial Conglomerate;
7. Establish the TKT Committee to support the effectiveness of the implementation of duties of the Board of Commissioners which will be governed in a separate section;
8. Organise meetings regularly at least once every semester.

Board of Directors

No.	Name	Position
1	Tigor M. Siahaan	President Director
2	Wan Razly Abdullah	Director
3	Rita Mas'Oen	Director
4	Megawati Sutanto	Director
5	Vera Handajani	Director
6	John Simon	Director
7	Lani Darmawan	Director
8	Fransiska Oei	Director
9	Hedy Lopian	Director
10	Pandji P. Djajanegara	Director
11	Rahardja Alimhamzah ¹⁾	Director

* Has effectively served as a member of the Board of Directors since the closing of the EGM on 24 August 2017

INTEGRATED GOVERNANCE IMPLEMENTATION REPORT

Duties and Responsibilities of the Board of Directors of the Main Entity

1. Ensure proper implementation of TKT in the CIMB Indonesia Financial Conglomerate;
2. Prepare the TKT Charter to be approved by the Board of Commissioners of the Main Entity;
3. Prepare the operating guidelines required to support the implementation of the TKT Charter, including, but not limited to:
 - a. Integrated Risk Management Guidelines;
 - b. Integrated Compliance Guidelines;
 - c. Integrated Internal Audit Guidelines
4. Direct, monitor, and evaluate the implementation of the TKT Charter;
5. Followup the direction and advice from the Board of Commissioners of the Main Entity in order to improve the TKT Charter and its implementation;
6. Ensure that the audit findings and recommendations from the Integrated Internal Audit and the External Audit, and the supervision results from the OJK and other authorities have been followed up by the Financial Institutions of the CIMB Indonesia Financial Conglomerate;
7. Report on the TKT Self-Assessment (semi-annually) and the TKT Annual Report;
8. Appoint a unit in the organisational of the Main Entity to be responsible for coordinating the implementation of TKT in the CIMB Indonesia Financial Conglomerate.

Sharia Supervisory Board

No.	Name	Position
1	M. Quraish Shihab	Chairman
2	Fathurrahman Djamil	Member
3	Yulizar Djamiluddin Sanrego	Member

Duties and Responsibilities of the Sharia Supervisory Board

Ensure the implementation of TKT shall not conflict with sharia principles.

Financial Institution Member: PT CIMB Securities Indonesia

Board of Commissioners

Position	Name	Description
President Commissioner	Inarno Djajadi	Resigned effectively as of 31 October 2017
Commissioner	Chan Swee Liang Carolina	-
	Kong Sooi Lin	-
	Malcolm Koo Chin Wei	effective since 6 September 2017

Board of Directors

Position	Name	Description
President Director	Harry M. Supoyo	-
Deputy President Director	Lim Kim Siah	effective since 16 November 2017
Director	Yuga Nugraha	-
	R. Muhammad Irwan	resigned effectively as of 1 January 2018
	I Wayan Gemuh Kertaraharja	-
	Judi Sjahrial	effective since 17 May 2017

Financial Institution Member: PT CIMB Principal Asset Management

Board of Commissioners

Position	Name	Description
President Commissioner	Albertus Banunaek	-
Commissioners	Pedro Esteban Borda	-
	Budiman Tanjung	-
	Effendy Bin Shahul Hamid	-
	Alejandro Elias Echegorri Rodriguez	-

Board of Directors

Position	Name	Description
President Director	Ridwan Soetedja	-
Director	Rudi Hermanto Sagala	-
	Priyanto Soedarsono	-
	Mauldy Rauf Makmur	-

Anggota LJK: PT CIMB Niaga Auto Finance

Board of Commissioners

Position	Name	Description
President Commissioner	Wan Razly Abdullah	-
Commissioners	Budiman Tanjung	-
	Koei Hwei Lien	-
	Serena K. Ferdinandus	-
	Hidayat Dardjat Prawiradilaga	-

Board of Directors

Position	Name	Description
President Director	Ristiawan	Efektif per 10 Oktober 2017
Director	Ir. Purwadi Indra Martono	-
	Drs. H. Harijanto	-
	Ivan Kawito	-



INTEGRATED GOVERNANCE IMPLEMENTATION REPORT

Duties and Responsibilities of Members of CIMB Indonesia Financial Conglomerate

Board of Commissioners	Board of Directors
<ol style="list-style-type: none"> 1. Provide recommendation and approval on Governance Policy prepared by the Board of Directors and ensure that the Governance Policy has been prepared in accordance with TKT Charter; 2. Supervise the implementation of TKT, with the duties and responsibilities as follows: <ol style="list-style-type: none"> a. Supervise the implementation of Corporate Governance to be in accordance with the TKT Charter and Corporate Governance Policy; b. Follow up the recommendations from TKT Committee due to the implementation of TKT as well as due to the improvement of Governance Policy; c. Supervise the the implementation of duties and responsibilities of the Board of Directors, provide the directions or recommendations to the Board of Directors on the implementation of Corporate Policy; d. Evaluate and approve the Governance Policy for improvement e. Establish the Governance Committee by considering the characteristic and scale of business; f. The Board of Commissioners discusses the recommendations from TKT Committee in the Board of Commissioners and Board of Directors meeting in order to provide direction and advice. 	<p>The Board of Directors must ensure the implementation of TKT by the members of CIMB Indonesia Financial Conglomerate, with the responsibilities as follows:</p> <ol style="list-style-type: none"> 1. Prepare the Governance Policy which aligned with the TKT Charter; 2. Prepare the necessary policies and procedures for the implementation of TKT which aligned with the procedures prepared by the Main Entity; 3. Provide sufficient resources; 4. Guide, monitor and evaluate the implementation of Governance Policy including reporting, and 5. Follow up the directions and advices from the Board of Commissioners in order to improve the Governance Policies, TKT and Governance implementation based on the recommendation from TKT Committee; 6. Report the assessment and implementation of Governance to the Main Entity in accordance with the procedure agreed.

INTEGRATED GOVERNANCE COMMITTEE (TKT COMMITTEE)

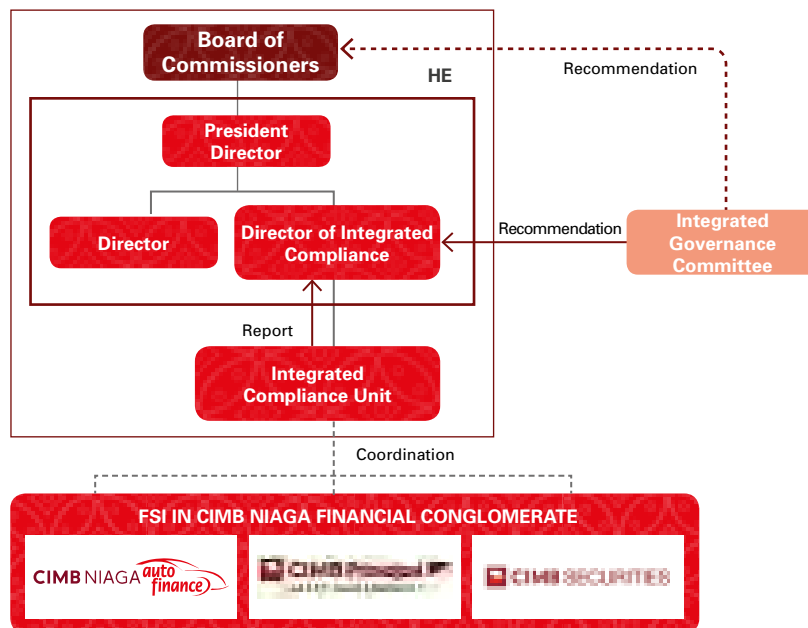
The establishment of the TKT Committee is not only to comply with the prevailing laws and regulations, but to represent CIMB Niaga's commitment on the implementation of Good Corporate Governance in a professional and sustainable manner. The TKT Committee assists the effectiveness of implementation of duties of Board of Commissioners of the Main Entity in supervising the implementation of TKT in the CIMB Indonesia Financial Conglomerate. The duties and responsibilities of the TKT Committee are as follows:

1. Evaluate TKT implementation by assessing the adequacy of internal control and the implementation of integrated compliance.
2. Provide recommendations for the Board of Commissioners of the Main Entity for the improvement of TKT guidelines.

The provisions concerning procedures of TKT Committee have been further stipulated in the TKT Charter. Detailed discussion on the TKT Committee is available in the TKT Committee Report section in this Annual Report.

INTEGRATED COMPLIANCE UNIT

In accordance with the provision No. 18/POJK.03/2014 on the Implementation of Integrated Governance for Financial Conglomeration, CIMB Niaga's Compliance Unit (SKK) also serves as the SKKT that oversees the implementation of the compliance function at CIMB Indonesia's Financial Conglomerate, through intensive coordination with each subsidiary or affiliates. SKK CIMB Niaga is an independent working unit or separate from the operational unit (risk taking unit) of the EU. The following is the organizational structure of SKKT in CIMB Indonesia Financial Conglomerate:



Duties and Responsibilities of the Integrated Compliance Unit:

1. Monitor and evaluate the implementation of Integrated Compliance of each CIMB Indonesia Financial Conglomerate member;
2. Coordinate with the Compliance Units of each CIMB Indonesia Financial Conglomerate member in accordance with its functions;
3. Compile the results of Integrated Compliance implementation of each CIMB Indonesia Financial Conglomerate member;
4. Prepare and submit the Integrated Compliance duties and responsibilities implementation report to the Director of Compliance of the Main Entity;
5. Establish policies that serve as the guidelines for the implementation of integrated compliance functions and submit them to other Financial Institutions that are members of the Financial Conglomerate.

Realization of Integrated Compliance Unit Activities in 2017:

1. Each Compliance Unit in the CIMB Indonesia Financial Conglomerate prepared and submitted its compliance report to the Integrated Compliance Unit, regularly;
2. The Integrated Compliance Unit compiled and submitted:
 - a. Integrated compliance reports on a quarterly basis to the Director of Compliance of the Main Entity;
 - b. TKT implementation self-assessment reports of the CIMB Indonesia Financial Conglomerate to the TKT Committee and OJK per semester;
 - c. Annual report of TKT implementation to the OJK and publish it on the Bank's website.



INTEGRATED GOVERNANCE IMPLEMENTATION REPORT

3. Director of Compliance of the Main Entity semi-annually submits the Integrated Compliance Report to the Board of Directors and the Board of Commissioners of the Main Entity;
4. Update internal policies and prepare several procedures to be used as a reference in the implementation of integrated compliance.
5. In accordance with the directives of the OJK on the integrated reporting system, the Integrated Compliance Unit participates in the development of the CIRS (CIMB Integrated Reporting System), which is an integrated reporting system of the CIMB Indonesia Financial Conglomerate.
6. Align and disseminate the compliance framework of the Main Entity to the Financial Institution members of the CIMB Niaga Financial Conglomerate.
7. Regularly conduct coordination meetings with each Compliance Unit of Financial Institution members of the CIMB Indonesia Financial Conglomerate to evaluate the implementation of compliance function in an integrated manner.
8. Monitor the follow-up to the audit findings from the regulator at each Financial Institution member of the CIMB Indonesia Financial Conglomerate.

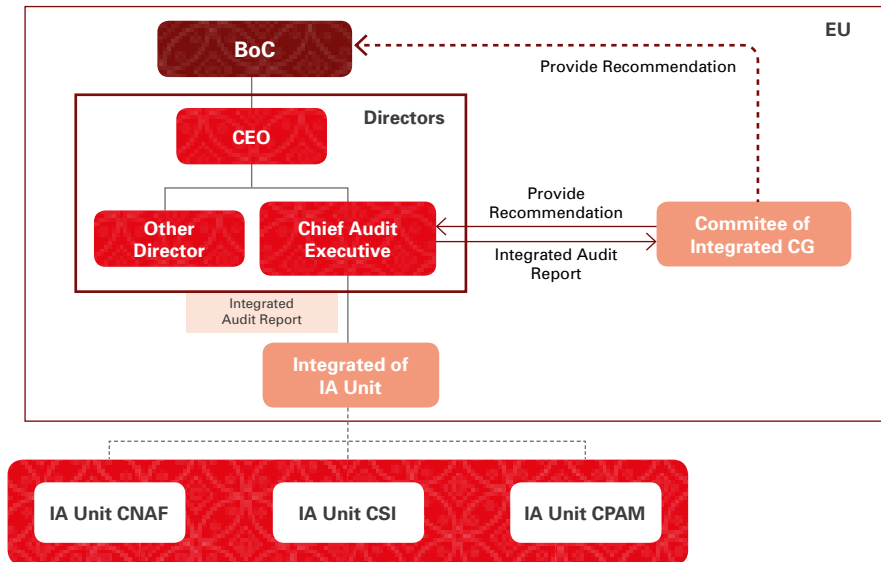
INTEGRATED INTERNAL AUDIT UNIT (IIAU)

Bank CIMB Niaga has established the IIAU, in which for the implementation of integrated good governance, the IIAU of the CIMB Indonesia Financial Conglomerate has prepared Integrated Internal Audit Policy and TKT Manual, as the references for the Internal Audit of the Main Entity and the Internal Audit of Financial Institution members of the CIMB Indonesia Financial Conglomerate, in implementing integrated monitoring and oversight to improve the quality of implementation of governance of Integrated Internal Audit.

Duties and responsibilities of the IIAU include:

1. Monitor and evaluate the implementation of the integrated audits of each CIMB Indonesia Financial Conglomerate member;
2. Coordinate with all internal audit units of CIMB Indonesia Financial Conglomerate members in accordance with their functions;
3. Compile the results of the Integrated Audit implementation of each CIMB Indonesia Financial Conglomerate member;
4. Develop and submit the Integrated Audit duties and responsibilities implementation report to the Director appointed to conduct the monitoring on the Financial Institutions in the Financial Conglomerate, Director of Compliance of the Main Entity, and the Board of Commissioners of the Main Entity.

Organization Structure of Integrated Internal Audit Unit



In conducting its duties, the Integrated Internal Audit unit of the CIMB Indonesia Financial Conglomerate can conduct audit on Financial Institutions which are members of CIMB Indonesia Financial Conglomerate, both through joint audits or based on the report from the internal audit of respective Financial Institution.

5. Conducted meetings with all Head of Internal Audit unit of the Financial Institutions of the CIMB Indonesia Financial Conglomerate on a quarterly basis
6. Monitored the audit results of Internal Audit units of the Financial Institutions of CIMB Indonesia Financial Conglomerate on a monthly and bi-annual basis

During 2017, the Integrated Internal Audit unit conducted monitoring and reporting of the implementation of Integrated Internal Audit to the Head of the Internal Audit of the Main Entity on a monthly basis, and to the Director appointed to conduct oversight of the Financial Institutions in the Financial Conglomerate, the Director of Compliance of the Main Entity, and the Board of Commissioners of the Main Entity bi-annually. Throughout 2017, the Integrated Internal Audit Unit has made various efforts to ensure implementation of Integrated Internal Audit was in accordance with the POJK, through the following initiatives:

1. Aligned the Audit Charter with the Internal Audit unit of CIMB Niaga Auto Finance (CNAF).
2. Aligned the audit plan, human resources plan, and the audit standards of the Internal Audit units of the subsidiary.
3. Conducted joint audits with the Internal Audit unit of CNAF.
4. Encouraged and assisted in the implementation of the audit management system (TeamMate) at the Internal Audit unit of CNAF in terms of automatic report issuance.

INTEGRATED RISK MANAGEMENT

Integrated Risk Management Committee (IRMC)

In accordance with POJK No. 17/POJK.03/2014 on the Implementation of Integrated Risk Management for Financial Conglomerate, the Main Entity is required to establish Integrated Risk Management Committee and Integrated Risk Management unit for the implementation of effective and comprehensive integrated risk management. The implementation of integrated risk management is conducted by considering the business characteristics and complexity of each member of the Financial Conglomerate. The monitoring and evaluation process of the Financial Conglomerate's risk exposure is conducted through the Integrated Risk Management Committee and reported to the Risk Management Committee of the Main Entity.

The Integrated Risk Management Committee consists of the Director of Risk Management and several related senior managements from the Main Entity, as well as the Director in charge of the risk management functions of each Financial Institution member of the Financial Conglomerate.



INTEGRATED GOVERNANCE IMPLEMENTATION REPORT

Susunan Anggota KMRT di tahun 2017 sebagai berikut:

Name	Position	Position in the Committee
Vera Handajani	Director of Risk Management, CIMB Niaga	Chairwoman
Julius W. Tjihoe	Head of Operational Risk Management, CIMB Niaga	Deputy Chairman I
Yulius Setiawan	Head of Risk Analytics & Infrastructure, CIMB Niaga	Deputy Chairman II
Indra Martono	Director of CIMB Niaga Auto Finance	Member
Lim Kim Siah	Director of CIMB Sekuritas Indonesia	Member
Rudi H. Sagala	Director of CIMB Principal Asset Management	Member
Diva Mahdi	Market Risk Management Head, CIMB Niaga	Member
Sandi Maruto	ALM Risk Head, CIMB Niaga	Member
Koei Hwei Lien	Retail Credit Risk Management Head, CIMB Niaga	Member
Nanang N. Sumirat	Integrated Risk Management & Basel PMO Head, CIMB Niaga	Secretary

Duties and responsibilities of the IRMC are :

1. Provide recommendations to the Board of Directors of the Main Entity for the development of the Integrated Risk Management policy and enhancement of the Integrated Risk Management policy based on evaluation results.
2. Review and coordinate the evaluation results on the implementation of integrated risk management, including integrated risk profile and other reports generated from the integrated risk management information system.

Arrangements for IRMC work guidance is further stipulated in the IRMC framework or Terms of Reference.

In conducting its functions, the IRMC is supported by the Integrated Risk Management Working Unit to coordinate with risk management units in each Financial Institution member of the Financial Conglomeration.

Realization of Integrated Risk Management Activities in 2017 were:

1. The Integrated Risk Management Working Unit coordinated the submission of Integrated Risk profile reports from each Financial Institution to the regulators on semi-annually. The reports were first submitted to the IRMC to obtain recommendations, prior to approval of the Risk Management Committee (RMC) of the Main Entity.
2. The Integrated Risk Management Working Unit with the Strategy & Finance unit submitted the Minimum Capital Adequacy report to the regulator,

on semi-annually. The report was first delivered to the Integrated Risk Management Committee to obtain recommendations prior to approval from the RMC of the Main Entity.

3. The Bank, as the Main Entity developed a technology-based information system to support the integrated risk and capital risk assessment process, which is connected to all Financial Institutions in the CIMB Indonesia Financial Conglomerate.
4. Coordination of integrated risk management implementation by the Main Entity to the Financial Institutions was conducted through periodic meetings with the Financial Institution's Risk Management units.
5. Each Financial Institution submitted a report on significant events that could affect the overall risk profile of the Financial Conglomeration. The reports were submitted to the IRMC through its secretary, as stipulated in the Integrated Risk Management Procedures.

INTEGRATED RISK MANAGEMENT WORKING UNIT

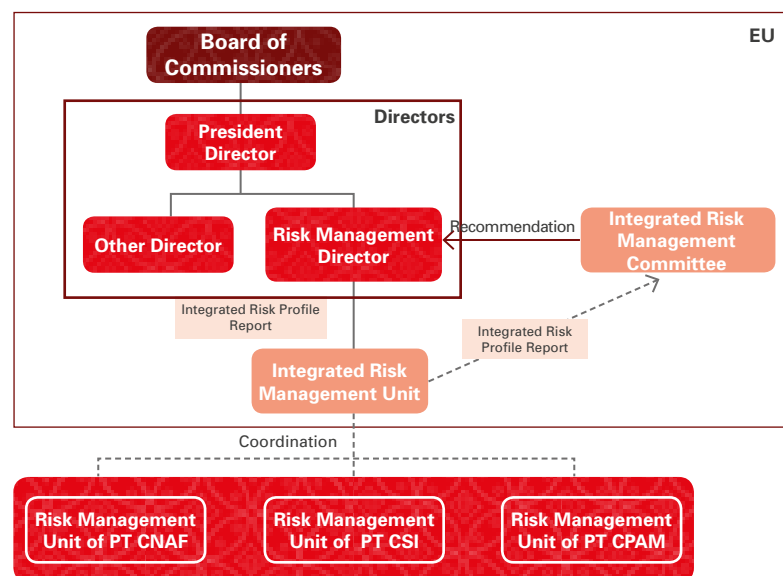
In performing its duties, the IRMC is supported by the Integrated Risk Management Unit which coordinates with the risk management units of each Financial Institution of the CIMB Indonesia Financial Conglomerate.

The authorities and responsibilities of the IRMC Unit include:

1. Provide input to the IRMC and Risk Management Committee of the Main Entity on the development and implementation of policies and procedures of Integrated Risk Management.

2. Provide information to the IRMC on matters that need to be followed up on, including exceptions or significant events in each Financial Institution that may have an impact on the overall Financial Conglomeration.
3. Perform risk monitoring on the Financial Conglomeration based on assessment of the risk profile results of each Financial Institution and the integrated risk profile.
4. Develop and review the accuracy of risk profile assessment methodology.
5. Develop and submit the integrated risk profile report periodically to the Director of Risk Management of the Main Entity, the IRMC and RMC of the Main Entity, before being submitted to the regulators.

Organization Structure of Integrated Risk Management Working Unit



The Integrated Risk Management Working Unit monitors the implementation of integrated risk management. The results of the monitoring process on risk exposure is reported and evaluated by the IRMC and submitted to the RMC of the Main Entity. In line with the efforts of the Integrated Risk Management Unit to comply with the regulations on the implementation of integrated risk management, the following action was taken in 2017:

1. Conducted a review on risk management policies and procedures which serve as the guidelines and reference for the implementation of integrated risk management.

2. Conducted a review on the methodology used in the self-assessment process of risk profile of each entity.
3. Prepared and submitted integrated risk profile reports periodically to the IRMC and RMC of the Main Entity, to be further submitted to the regulators.
4. Conveyed reports on significant events that occurred in each Financial Institution to the IRMC and RMC of the Main Entity.



INTEGRATED GOVERNANCE IMPLEMENTATION REPORT

Explanation regarding the implementation of integrated risk management can be viewed in the Supporting Business Review Report - Risk Management section of this Annual Report.

INTRA-GROUP TRANSACTION POLICY

Intra-group transaction risk is one of the risks that must be managed in order to implement Integrated Risk Management. Intra-group transaction risk arises from the dependence of an entity either directly or indirectly on another entity in the Financial Conglomerate for the purpose of meeting written or unwritten agreements, which is followed by, or not followed by, a transfer of funds.

Intra-group transaction risk may arise from:

1. Cross-ownership among the Financial Institutions within the Financial Conglomerate.
2. Short-term liquidity management centralization.
3. Collateral, loans, and commitments given or obtained by a Financial Institution from another Financial Institution within the Financial Conglomerate.
4. Exposure to the ultimate shareholders, including the exposure of loans and off-balance sheet items, such as guarantees and commitments.
5. Purchase or sale of assets to other Financial Institutions within the Financial Conglomerate.
6. Transfer of risk through reinsurance.
7. Transactions to transfer third party risk exposure among the Financial Institutions within the financial conglomerate.

Intra-group transaction risks are identified, managed, and reported on a regular basis in conjunction with the reporting of integrated risk profile. Up to the end of 2017, the intra-group transactions risk profile rating was considered low, where the significance of intragroup transactions to the Financial Conglomerate's total assets was still insignificant. Dependence among the Financial Institutions was

also considered very low or limited, as seen from the absence of centralised liquidity management, unbound intra-group support, operational transactions in which a company acts on behalf of another company in the Financial Conglomerate were very low, as well as intragroup purchases or sales being not material. In terms of the documentation and fairness of transactions, intragroup transaction agreements were adequate and all transactions were conducted on an arm's length basis. In addition, exposure to the ultimate shareholder on total capital and exposure arising from the placement of client assets to another company within the Financial Conglomerate was also insignificant.

In the intra-group transaction risk management process, the Main Entity has conducted identification, measurement, monitoring, and risk control on the composition and fairness of transactions between the Financial Institutions in the Financial Conglomerate. Periodically, the Strategy & Finance Unit and the Risk Management Unit monitor the intra-group transaction composition risk to ensure compliance with limits, such as Legal Lending Limit (LLL) and the principle of fairness of the transactions.

In the framework of active supervision, the Board of Commissioners and the Board of Directors receive periodic reports regarding intragroup transactions. Adequate policies and procedures for managing intragroup transactions have been established in each Financial Institution. In the Main Entity, these policies include the Risk Management Policy (Integrated), Legal Lending Limit (LLL) policies, and the Subsidiary Equity Participation Policy. The clarity of authorities and responsibilities has also been well regulated under the authority of the Director of Strategy and Finance.

The implementation of independent review is conducted by the Internal Audit Unit in accordance with the scale and complexity of the intragroup transactions.



Corporate Governance Report of Sharia Business Unit

IMPLEMENTATION OF SHARIA CORPORATE GOVERNANCE POLICY

The community's need for sharia financial products and services continues to grow annually. In response, CIMB Niaga has expanded the Sharia Business Unit (SBU) with improvement and additional service and operational quality. Simultaneous with this expansion is improving the Sharia Corporate Governance, which refers to Good Corporate Governance (GCG) and Sharia Compliance.

CIMB Niaga's Sharia Corporate Governance refers to Bank Indonesia Regulation (PBI) No.11/33/PBI/2009 dated 7 December 2009, and Bank Indonesia Circular Letter (SEBI) No.12/13/DPbS dated 30 April 2010 on the Implementation of Good Corporate Governance for Sharia Commercial Banks and Sharia Business Units, as well as OJK Circular Letter (SEOJK) No. 43/SEOJK.03/2016 dated 28 September 2016 concerning Transparency and Publication of Conventional Bank's Financial Report.

SELF ASSESSMENT OF SHARIA GCG

A self-assessment of GCG is undertaken by the Bank to measure the effectiveness of GCG by CIMB Niaga Sharia during 1 (one) year as established by regulator. The self-assessment is regularly conducted by sending questionnaires to the members of the Sharia Supervisory Board, the Board of Directors and Executive Officers. The assessment covers the following:

Aspects of Assessment	Weight (W) %	Rating (R)	Value (W x R)
Implementation of Duties and Responsibilities of SBU Director	35%	1.28	0.45
Implementation of Duties and Responsibilities of the Sharia Supervisory Board	20%	1.23	0.25
Implementation of Sharia Principles in Funding, Financing and Services	10%	2.40	0.24
Fund disbursement to Core Financing Customers and Deposits from Core Depositors	10%	1.85	0.18
Transparency of financial and non-financial conditions, GCG implementation report, and internal reporting	25%	1.59	0.40
Composite scores	100%		1.52

Composite Scores	Composite Ranks
Composite score < 1.5	Very Good
1.5 ≤ Composite score < 2.5	Good
2.5 ≤ Composite score < 3.5	Fair
3.5 ≤ Composite score < 4.5	Poor
4.5 ≤ Composite score < 5	Very Poor

The implementation of Sharia Corporate Governance in CIMB Niaga is based on 5 (five) basic principles, namely:

- **Transparency:** openness in presenting material and relevant information, as well as openness in the decision-making process.
- **Accountability:** the clarity and accuracy of the presentation of information on the Bank's management that runs effectively in accordance with objectives.
- **Accountability:** bank management that is in line with the prevailing laws and regulations, as well as healthy SBU management principles.
- **Professionalism:** having competence, being able to act objectively and free from influence/pressure from any party and have high commitment in developing the sharia business.
- **Fairness:** fairness and equality in fulfilling the rights and interests of stakeholders based on the prevailing regulatory agreement.



CORPORATE GOVERNANCE REPORT OF SHARIA BUSINESS UNIT

SHARIA SUPERVISORY BOARD (SSB)

The Sharia Supervisory Board (SSB) is a key element in Sharia Corporate Governance in the Bank. The SSB has the authority to supervise, control, provide sharia opinions, approve and scrutinise all the SBU activities to ensure compliance with sharia principles. SSB members are appointed by the General Meeting of Shareholders on the recommendation of the National Sharia Council of the Indonesian Ulama Council (DSN-MUI) and the fit and proper test approval from OJK.

SSB Criteria

Based on the SSB Charter of the Bank, members of SSB must meet the following requirements:

1. Integrity, at least including:
 - a. Have good ethics and morals
 - b. Have a commitment to comply with and implement with full professionalism of SSB Charter, as well as the provisions of applicable legislation
 - c. Be committed to the development of healthy and strong sharia banking
 - d. Is not included on the Disqualified List as set forth in the provisions on the fit and proper test stipulated by OJK
2. Competence, at least having the knowledge and experience in the field of sharia mu'amalah and knowledge in banking and/or finance in general

3. Reputation, at least within the last 5 (five) years before being nominated:
 - a. Not included on the Black List and OJK bad credit list
 - b. Not being declared bankruptcy
 - c. Not a shareholder, commissioner, or director of a company and/or a member of the board of a business entity found guilty of causing a company and/or a business entity to be declared bankrupt.

Structure, Composition and Terms of SSB

The number of SSB members shall be at least 2 (two) people and maximum of 3 (three) people. The SSB of the Bank has the ability to perform the mandated responsibilities and have sufficient understanding, as well as competence in order to be able to carry out its duties and responsibilities properly and encourage the improvement of CIMB Niaga Sharia's performance.

Members of SSB shall be appointed by the GMS for a period commencing from the close of the GMS or the date specified by the GMS and ending at the close of the 4th (fourth) AGMS after their appointment, without prejudice to the right of the GMS to dismiss SSB members before their term of office by mentioning the reason. Such termination shall be effective from the close of the GMS unless specified otherwise by the GMS.

The composition of members and terms of SSB CIMB Niaga are as follows:

No	Name	Position	Term of Office			
			GMS Appointment	BI/OJK Approval	Reappointment	Term Period
1	M. Quraish Shihab	Chairman concurrently Member	AGMs on 23 April 2008	No. 11/260/DPbS dated 11/2/2009		
2	Fathurrahman Djamil	Member	EGMS on 19 December 2008	No. 11/260/DPbS dated 11/2/2009	AGMS 15 April 2016	AGMS 2019
3	Yulizar Djamaludin Sanrego	Member	AGMS on 28 March 2013	No. 15/825/DPbS dated 10/6/2013		

Duties and Responsibilities of the SSB

Duties and responsibility of the SSB are to provide advice and suggestions to the Director in charge of SBU as well as to ensure activities comply with Sharia Principles.



The scope of SSB supervision provided to the SBU includes to:

1. Assess and ensure compliance with sharia principles on operational guidelines and products issued by the Bank;
2. Oversee the Bank's new product development process in order to conform with DSN-MUI fatwa;
3. Request a fatwa from the DSN-MUI for new Bank products not yet approved;
4. Perform periodic review of the fulfillment of sharia principles related to the mechanisms of funding and lending as well as Bank services, to be reported to the relevant authority;
5. Evaluate the accountability of the Board of Directors for implementation of risk management policies related to the fulfillment of Sharia Principles; and
6. Requests for data and information related with sharia from the Bank's working units in charge with the operational duties related to sharia activities.

SSB Charter

SSB has a Charter that is constantly updated with improvements and adjustments that refer to the rules and regulations applicable in Indonesia. This Charter is a binding guideline and work order for every SSB member so that SSB can perform its monitoring functions efficiently, effectively, transparently, independently and accountably. The SSB Charter regulates the following matters:

1. SSB Duties and Responsibilities
2. Membership of SSB
3. Mechanism and Work Plan
4. Attendance, Working Time and Leave
5. Code of Conduct
6. Remuneration and Facilities
7. Meeting and Minutes of Meeting
8. Assessment and Accountability of SSB Performance
9. SSB Duties and Responsibilities Task Support Working Unit, and
10. Reports

SSB Work Program in 2017

In 2017, SSB CIMB Niaga developed various work programs and activities related to the implementation of Sharia GCG at the Bank, including:

1. SSB Meeting at least once a month for discussion on compliance issues of sharia principles on product submission, operational guidance, financing model, financing proposal, and so forth.
2. Active in following activities and establish communication with external parties (OJK and DSN-MUI) for updating information and provisions related to the development of contracts, products and others.
3. Perform sharia compliance reviews on the Sharia Branch Offices (SBO) including Office Channeling (OC) and other Business Units periodically, and prepare six-monthly SSB Audit Reports to the Board of Directors, the Board of Commissioners and Financial Services Authority.
4. Hold workshops with related working unit at 2 (two) times in 1 (one) year.
5. Complete the 2017 GCG Sharia Self-Assessment Questioners.

REALIZATION OF SSB WORK PROGRAM IN 2017

From the planned work program, throughout 2017 SSB realized the following work program:

1. SSB conducted 24 (twenty four) meetings consisting of
 - a. 11 (eleven) regular meetings and 7 (seven) non-regular meetings to discuss new products, operational guidelines, financing models, financing proposals, and more,
 - b. 4 (four) meetings in the Discussion of Sharia compliance review results with related units, and
 - c. 2 (two) workshops with SBU employees.
2. Attended Pre-Ijtima 'Sanawi and Ijtima' Sanawi Workshop (Annual Meeting) of SSB year 2017 organized by DSN MUI and OJK.
3. Attended SSB Workshop on Sharia Financial Institutions in Sharia Banking and Sharia Financing in 2017.
4. Reviewed Sharia compliance through the sampling test of financing, funding and service transactions at 4 (four) sharia branch offices and 4 (four) OCs through onsite review and iB Commercial Financing Products with MMQ agreement and Section in charge of Marketing of Sharia Communication.

CORPORATE GOVERNANCE REPORT OF SHARIA BUSINESS UNIT

5. Conducted Internal Workshop of CIMB Niaga Sharia at 2 (two) times in 1 (one) year with the theme:
 - a. SOP Management of Sharia Non-compliance
 - b. Improved Work Ethic with the spirit of Hayya 'Ala al-Falaah.
6. Delivering the SSB Audit Report for period:
 - a. Semester I in August 2017,
 - b. Semester II in February 2018.
7. Contributed to Sharia GCG through GCG Self-Assessment 2017 in accordance with provisions of authorities.
8. Discussed and formulated the membership of the ICG Committee together with all SSB of affiliated companies in the CIMB Indonesia Financial Conglomerate.
9. To actively contribute in the Membership of the ICG Committee in accordance with the applicable provisions from authorities.

Concurrent Positions of SSB Members

Based on Bank of Indonesia Regulation No.11/10/PBI/2009 regarding Sharia Business Unit of Article 11, paragraph (3), an SSB member can hold concurrent positions as member of SSB at a maximum of 4 (four) other sharia financial institutions. Concurrent positions of the SSB members of CIMB Niaga Sharia fulfilled the requirements from OJK.

Concurrent positions of the members of SSB outside CIMB Niaga Sharia are disclosed in the table below:

Name	Position in Other Companies	Company
M. Quraish Shihab (Chairman concurrently Member)	None	None
Fathurrahman Djamil (Member)	SSB Chairman SSB Member	Bank BCA Syariah • AIA Syariah Branch, • CIMB Niaga Autofinance, • Adira Finance Syariah
Yulizar Djamiludin Sanrego (Member)	SSB Chairman SSB Member	None • LPEI EKSIM • BPRS BTB • PBMT Ventura

Frequency and Attendance of SSB Meetings

1. SSB conducted 24 (twenty four) meetings consisting of
 - a. 11 (eleven) regular meetings and 7 (seven) non-regular meetings to discuss new products, operational guidelines, financing models, financing proposals, and more,
 - b. 4 (four) meetings in the Discussion of Sharia compliance review results with related units, and
 - c. 2 (two) workshops with SBU employees

Attendance Report of Regular SSB Meeting

No	Name	Frequency of SSB Meeting 2017	Total	Attendance Rates
1	M. Quraish Shihab	24	11	46%
2	Fathurrahman Djamil		23	96%
3	Yulizar Djamiludin Sanrego		24	100%

Results of Regular Meetings



The 2017 Regular SSB Meetings resulted in several agreements including on terms, policies/procedures, activities and products as follows:

Opinion Number	Material
001/DPS/KNP/II/2017	Internal Terms - Management Policy
002/DPS/KNP/II/2017	Revenue Sharing Report - Musyarakah Financing
003/DPS/KNP/III/2017	Accelerated Financing Terms of Payment
004/DPS/KNP/III/2017	Internal Provisions - Syariah Safekeeping SOP
005/DPS/KNP/III/2017	Internal Terms - Foreign Exchange Syariah SOP
006/DPS/KNP/III/2017	New Product - Personal Financing with Sharia Commodity Scheme
007/DPS/KNP/III/2017	The use of Al-Ijarah Al-Maushufah Fi Al-Dzimmah (IMFZ) Scheme on Financing of MMQ and IMBT
008/DPS/KNP/IV/2017	The use of Adjustment of Receivable Value on Murabahah Cap Scheme
009/DPS/KNP/IV/2017	New Products - Sharia Platinum Cash Back Card
010/DPS/KNP/IV/2017	Cover iB Flexi (Take Over) KPR Expenses in Financing Ceiling
011/DPS/KNP/IV/2017	Internal Terms - Revenue Sharing SOP
012/DPS/KNP/IV/2017	Internal Terms - iB Giro SOP
013/DPS/KNP/IV/2017	Internal Provisions - SOP of Property Assumption Financing Procedure (Sales) iB
014/DPS/KNP/V/2017	Internal Terms - SOP of Sharia Marketing Promotion and Communication Guide
015/DPS/KNP/V/2017	Internal Terms - SOP Standing Instruction
016/DPS/KNP/V/2017	Application of Payment On Demand Clause in Sharia Financing
017/DPS/KNP/VI/2017	Internal Provisions - SOP of Special Credit Factory Procedures for Financing Consumption of Property Collateral iB Assets
018/DPS/KNP/VI/2017	Determination of Profit Sharing from MMQ Assets for Lease
019/DPS/KNP/VII/2017	Internal Terms - BizLite Service SOP
020/DPS/KNP/VIII/2017	Internal Terms - FASBIS SOP
021/DPS/KNP/VIII/2017	Internal Terms - SBIS SOP
022/DPS/KNP/VIII/2017	Internal Terms - SIMA SOP
023/DPS/KNP/VIII/2017	Internal Provisions - SOP of Placement of Term Deposits of Sharia in Foreign Currency at Bank Indonesia
024/DPS/KNP/VIII/2017	Internal Terms - SOP of Reverse Repo of State Sharia Securities
025/DPS/KNP/VIII/2017	Internal Provisions - Operational Policies on Commercial and Consumer Financing (Dual Banking) Related to Reporting and Requesting Customer Information Through Financial Information Service System
026/DPS/KNP/VIII/2017	Internal Provisions - Third Party Fund Management Policy Regarding Account Opening By Referral Method
027/DPS/KNP/VIII/2017	New Products - Supplier Financing iB
028/DPS/KNP/X/2017	Internal Provisions - SOP of iB Hajj reward Savings
029/DPS/KNP/X/2017	Internal Terms - SOP of Debit Card Implementation
030/DPS/KNP/XI/2017	Internal Terms - SOP of Intraday Syariah Liquidity Facility
031/DPS/KNP/XI/2017	New Product - Export LC iB, SKBDN iB, DP iB, DA iB
032/DPS/KNP/XII/2017	Revenue Realization Report of PRK iB – Musyarakah

Non-Regular Meeting Results

The 2017 SSB Non-Regular Meetings resulted in the following agreements on:

Date	Material
20 January 2017	iB Account Financing
14 February 2017	1. Asset Provisions on Financing of MMQ 2. Financing Restructuring of PT Kalpataru Investama.
21 February 2017	Terms and Asset Criteria on MMQ Financing (continued)
5 April 2017	1. Financing of MMQ Refinancing with Asset that is not on behalf of the Customer 2. Financing of MMQ Refinancing with Asset that is being leased by a third party 3. Adjustment of Installment Schedule on Murabahah Financing with Margin Cap Scheme 4. Giro Sharia Program.
30 August 2017 and 6 September 2017	1. Restructuring the Financing of PT.Kalpataru 2. Top Up Features on Sharia Mortgage Product - KPR iB 3. Follow Up on Application Development of TD Clicks 4. iB Employee Financing.

CORPORATE GOVERNANCE REPORT OF SHARIA BUSINESS UNIT

Date	Material
27 September 2017	Asset Position on Financing of MMQ Refinancing on Asset Condition, which is on Guarantee facility of existing customer at CIMB Niaga or other Financial Institution.
30 December 2017	Musyarakah Financing - Mechanism and Periodization of Revenue Realization Report on Sharia Account Financing (PRK iB).

Sharia Banking Director

SBU of CIMB Niaga is led by the Sharia Banking Director who takes full responsibility for the implementation of sharia business management based on the prudential principle and sharia principles. Sharia Banking Director is held by Pandji Pratama Djajanegara. The appointment of the Sharia Banking Director was approved by the OJK through Letter No.SR-27/PB.13/2016, dated 4 October 2016.

Criteria of Sharia Banking Director

The criteria of Sharia Banking Director are based on among others, PBI No. 11/10/PBI/2009 concerning Sharia Business Unit, and PBI No. 14/6/PBI/2012 concerning the Fit and Proper Test of Sharia Banks and Sharia Business Units, as well as Bank Indonesia Circular Letter No. 14/25/DPbS regarding Fit and Proper Test for Sharia Bank and Sharia Business Unit.

The criteria that must be met by candidates of Sharia Banking Director, among others, are as follows:

1. Have the integrity, competence and good financial reputation as required by applicable regulations
2. Be committed to the development of sound sharia banking operations;
3. Have knowledge and understanding in the field of sharia banking operations;
4. Have knowledge and expertise in banking operations, sharia banking, finance or sharia finance
5. Have the ability to conduct strategic management in the framework of developing a healthy and strong Sharia Business Unit.

The Term of Sharia Banking Director

The term of office for Sharia Banking Director is

the same as the term of other Directors of CIMB Niaga Bank, which is appointed by the GMS for the commencing period from the close of the GMS or other date stipulated by the GMS and ending at the close of the 4th (fourth) AGMS after the appointment, without prejudice to the right of the GMS to dismiss the Sharia Banking Director before his/her term expires by stating the reason. Such termination shall be effective from the close of the GMS unless specified otherwise by the GMS.

Profile of Sharia Banking Director

The full profile of the Director of Sharia Banking is listed on the Board of Directors' Profile in this Annual Report.

Duties and Responsibilities of Sharia Banking Director

- Managing and supervising based on the prudential and sharia principles.
- Following-up on SSB recommendations.
- Implementing the Financial Services Authority regulations related to SBU.

Transparency of financial condition and non financial condition

List of Consultants and Advisors

Consultant	Field
Silverlake	Information Technology
Digital Mind System	Information Technology
Hitachi Ebwork	Information Technology
Sahassa	Information Technology
Nucleus	Information Technology

The Number of Internal Fraud Cases & Resolution Efforts

Based on the report of Internal Audit and Anti Fraud Management, during 2017 there was 1 (one) case of internal fraud with value more than Rp100,000,000 (one hundred million Rupiah).

Internal Fraud in 1 year	Fraud Committed By					
	BOC/BOD		Permanent Employee		Non-Permanent Employee	
	Previous Year	Current Year	Previous Year	Current Year	Previous Year	Current Year
Total Fraud	-	-	-	1	-	-
Resolved	-	-	-	-	-	-
On-going Internal Settlement Process	-	-	-	1	-	-
Pending	-	-	-	-	-	-
Followed-up with Litigation	-	-	-	-	-	-

Legal Issues (Civil and Criminal) and Settlement Efforts

In 2017, SBU CIMB Niaga's legal issue was only related to civil cases and there was no criminal case as in the table below:

Civil

Legal Case	Civil Case (Bank as Defendant)		
	Year 2015	Year 2016	Year 2017
Number of Cases	2	5	6
Completed Cases (Having a Permanent Legal Power)	1	1	2
Cases in Settlement Process	1	4	4

Criminal

Legal Case	Criminal (Bank as Defendant)		
	Year 2015	Year 2016	Year 2017
Number of Cases	0	1	0
Completed Cases (Having a Permanent Legal Power)	0	0	0
Cases in Settlement Process	0	1	0

NON-HALAL INCOME AND THE USAGE

There was no non-halal revenue in 2017.

DISBURSEMENT OF FUNDS FOR SOCIAL ACTIVITIES



CORPORATE GOVERNANCE REPORT OF SHARIA BUSINESS UNIT

During 2017, the CIMB Niaga Sharia Business Unit, in collaboration with humanitarian social institutions, religious organizations and educational institutions, organized 290 (two hundred ninety) programs with a total disbursement of Rp6.7 Billion. The beneficiaries are grouped into 5 (five) sectors with the following details:

Distribution Sector	Number of Activities	Donation (Rp)
Economic Empowerment	1	30,000,000
Education	114	3,401,783,382
Health	31	1,170,650,903
Infrastructure	40	879,010,000
Social	104	1,218,477,457
Total	290	6,699,921,742

Several excellent programs with institution partners are divided into five sectors of Fund Distribution, among others:

Economic Empowerment

- Program of providing venture capital for dhuafa family in cooperation with Zakat Indonesia Initiative (IZI) located in Jakarta

Education

- CIMB @Campus Program through 18 prestigious universities in Indonesia followed by 242 students in collaboration with CIMB Niaga CSR team
- The development program of tahfidz dhuafa house in Central Kalimantan in cooperation with Yayasan Nurul Fikri
- The development program of the Al Qur'an educational park in Aewoe village NTT in collaboration with the team of Marketing Communication Syariah

Infrastructure

- Musholla Development Program of Faculty of Economics and Islamic Business at Walisongo University in Semarang, construction of Jami Al Fajri Mosque in South Jakarta, and construction of Al Huda Mosque at Pasar Minggu, South Jakarta.
- Improvement program for mosques and shelters in Jabodetabek area and Bandung in cooperation with SIndo Trijaya media.
- Veteran house renovation program in Bandung in collaboration with Dompot Peduli Ummat Daarut Tauhid

Health

- Rohingya's health care assistance program in cooperation with PPPA Daarul Qur'an.
- Spirit for Palestine health assistance program in cooperation with Dompot Peduli Ummat Daarut Tauhid.
- Disaster response action program in Yogyakarta in cooperation with Badan Amil Zakat Nasional (BAZNAS)
- Bank Niaga's retirement healthcare program in partnership with Yayasan Ikatan Keluarga Purna Wira Bank Niaga

Social

- Several flood disaster response programs include: Kudus flood in cooperation with PPPA Daarul Qur'an, Pacitan flood in cooperation with Pos Keadilan Peduli Ummat (PKPU), and East Lombok flood in cooperation with Al-Azhar Peduli Ummat.
- A special program for the distribution of wakaf Al Qur'an together with Bank Niaga Alumni

➤ Bad Corporate Governance Practices

CIMB Niaga recognizes that Bad Corporate Governance practices will disrupt the Good Corporate Governance (GCG) system developed by CIMB Niaga. To support this, throughout 2017, CIMB Niaga did not engage in actions or develop policies relating to the practices shown in the following table:

Description	Case
Being reported as a company that pollutes the environment	Nil
Significant legal issues faced by the Bank, subsidiaries, incumbent members of the Board of Directors and/or Board of Commissioners, not disclosed in the Annual Report	Nil
Non-compliance in the fulfilment of tax obligations	Nil
Incompatibility in the presentation of the annual report and financial statements with applicable regulations and Financial Accounting Standards	Nil
Labour and employee-related cases	Nil
No disclosure on the listed company's operational segments	Nil
Discrepancy between the hardcopy and the softcopy of the Annual Report	Nil

➤ Statement on Implementation of Good Corporate Governance Principles

The management and employees of CIMB Niaga state that in conducting its business activities, has implemented Good Corporate Governance principles and there are no material breaches to the prevailing laws and regulations.

Further, CIMB Niaga has also implemented Corporate Governance principles in accordance with ASEAN Corporate Governance Scorecard standards.


Management and employees are committed to continuously improve Good Corporate Governance practices in a transparent, accountable, responsible, and independent manner, taking into account fair and equitable fairness and continuity in order to achieve CIMB Niaga's business objectives.

➤ Statement on the Effectiveness of Internal Control System and Risk Management

The internal control system performed by CIMB Niaga has been effectively and adequately implemented, reflected in the effectiveness of the implementation of internal control functions, including internal audit functions, risk management, compliance, financial and operational controls.



Dato' Sri Nazir Razak
President Commissioner



Tigor M. Siahaan
President Director



Tenun Flores

The Isle of Flores is well known for its beautiful tenun ikat. This piece of hand woven cloth with unusual ornaments on it is more than just a dress. It is a symbol that reflects the way the people live, their beliefs and philosophy since ancient times.

FAMILY IS WHERE **LIFE BEGINS**
AND **LOVE LASTS FOREVER**





Ikhtisar Utama



Laporan
Manajemen



Profil
Perusahaan



Analisis dan
Pembahasan
Manajemen



Manajemen
Risiko

➤ Corporate Social Responsibility

Table of Contents

578	Corporate Social Responsibility
581	Vision and Mission of CSR CIMB Niaga
583	Corporate Social Responsibility In The Environment
583	Management Policy
583	Plans and Strategic Activities
583	Activities Conducted
588	Corporate Social Responsibility In Labor, Health, and Safety
588	Management Policy
588	Programs and Activities
589	Anti-Corruption Training and The Communication Of Anti-Corruption Policies and Procedures
590	Remuneration and Employee Rights





Tinjauan Pendukung
Bisnis



Laporan Tata
Kelola Perusahaan



**Tanggung Jawab
Sosial Perusahaan**



Data Perusahaan
Lainnya



Laporan Keuangan
Konsolidasian

592	Corporate Social Responsibility in Social and Community Development
592	Management Policy
592	Plans and Strategic Activities
592	Education
598	Community Development and Empowerment
600	Philanthropy
605	Environment
605	Total Expenses
606	Corporate Social Responsibility to Consumer
606	Management Policy
606	Plans and Strategic Activities
606	Activities Conducted
608	Quantitative Impacts From Activities
608	CSR Awards
609	2018 CSR Strategy and Plan





Ikhtisar Utama



Laporan
Manajemen



Profil
Perusahaan



Analisis dan
Pembahasan
Manajemen



Manajemen
Risiko

➤ Corporate Social Responsibility

Through the implementation of CSR, CIMB Niaga has contributed significantly to Sustainable Development. For more than six decades, the Bank has helped to achieve better social, economic and life quality conditions through the implementation of CSR.

Scholarship	1 Scholarship Program	100 awardee	Social investment value Rp3 billion
Ayo Menabung dan Berbagi	10 Cities in 14 Primary School, 14 Junior High School dan 12 Senior High School	5.630 students	Social investment value Rp1,28 billion
Tour de Bank	5 cities	19 Primary School	Rp555,6 Million
Philanthropy and Donations	44 Donations		Rp 927.916.009
Environment	10.000 seeds Bamboo Betung	100 heads of families have access to conserve and utilize bamboo seedling	420 farmers, that consist of 210 heads of families have potential to utilize bamboo





▶ **Empowering the Disabled**

In 2017, CIMB Niaga has held empowerment and development programs aimed for the disabled. The programs consist of employment opportunities, education assistance, IT trainings, and financial literacy workshops.

▶ **Donations**

In 2017, CIMB Niaga has donated Rp927,916,099 for social and religious activities, education, economy, health, and building places of worship.

▶ **Customer Satisfaction Survey**

A survey conducted by ISMS Trisakti, placed CIMB Niaga in the Top 3 in 2017 compared with its top 5 position in 2016. WOW Service Excellence Award 2017 survey, conducted in 18 cities by MarkPlus Inc, ranked CIMB Niaga in the National Top 2 and First in Jabodetabek, Semarang, and Solo.



Ikhtisar Utama



Laporan
Manajemen



Profil
Perusahaan



Analisis dan
Pembahasan
Manajemen



Manajemen
Risiko

► Corporate Social Responsibility

Corporate Social Responsibility, or CSR, is realized as part of CIMB Niaga's commitment and efforts to run its business operation responsibly by taking the community and the environment into account. This means minimizing the negative impact due to business operational activities and providing value added of benefit to the Indonesian people in general, while also preserving the environment. Such commitment and efforts began from the awareness that in order to realize long-term success, Bank needs to pay attention to its stakeholders.

In addition, CIMB Niaga is also aware of its role as a development agent who assists the Indonesian Government. Realizing the CSR, CIMB Niaga has concretely contthousandted to Sustainable Development. For more than six decades CIMB Niaga has helped improve the social, economic and life quality through the CSR.

In realizing CSR effectively and efficiently, CIMB Niaga has taken the following measures:

- Integrating CSR commitment into CIMB Niaga's strategy so that CIMB Niaga is able to do its operations efficiently and responsibly. This is aimed to support Bank's optimum business growth.
- Forming a special unit in charge of CSR so that the planning, implementation, management, communication, monitoring, and evaluation run smoothly.
- Manifesting the CSR Program as the "CIMB Niaga Peduli", which is run with the spirit to grow and develop out of and for the community, and as an effort to work with the Government in building social and economic independence and increasing the people's prosperity.

PERATURAN DAN KEBIJAKAN

The implementation of the Bank's CSR programs and activities is based on the rules and regulations which include among others:

- Law No. 40 of 2007 on Limited Liability Companies,
- Presidential Instruction No. 6 of 2007 concerning Real Sector Development Acceleration Policy and Empowerment of SMEs through CSR activities in Literacy and Financial Education for Public,
- Bank Indonesia Regulation concerning banking education,
- Financial Service Authority Regulation Number 1/POJK.07/2013 on Consumer Protection of Financial Service Sector.
- Financial Service Authority (OJK) Circular Letter No. 1/SEOJK.07/2014 on the Obligation of Financial Service Business Actor to Implement Financial Education
- Financial Service Authority Regulation Number 76/POJK.07/2016 on Financial Literacy and Inclusion Improvement in Financial Service Sector for Consumer and/or People
- Inclusive Financial National Strategy (SNKI) officiated by the Indonesian president on November 18, 2016
- Operational Policy and Guidelines (KDPO) of CIMB Niaga and
- The Company's Code of Conduct

CIMB Niaga also refers to ISO 26000: Guidance Standard on Social Responsibility, which comprises seven main issues, namely: 1) Organizational Governance, 2) Human Rights, 3) Manpower, 4) Environment, 5) Just Institutional Activity Practices, 6) Consumer Issues, and 7) Community Engagement and Development.

➤ Vision and Mission of CSR CIMB Niaga

VISION “Creating Added Values for Stakeholders”

MISSION “CIMB Niaga Peduli brings out the passion to grow and develop, from the community, with the community and for the community”



CSR BUSINESS STRUCTURE





Ikhtisar Utama



Laporan
Manajemen



Profil
Perusahaan



Analisis dan
Pembahasan
Manajemen



Manajemen
Risiko

CORPORATE SOCIAL RESPONSIBILITY

POLICIES AND STRATEGIES

In implementing CSR policy and strategy, CIMB Niaga synergizes the internal environment between various business units and also the external environment, namely various stakeholders. The CSR policy and strategy are integrated into Bank's strategy so as to create harmony in the process to realize Bank's objectives.

There are four pillars in CSR implementation, i.e.: education, community development and empowerment, environment and philanthropy. The four pillars are executed through social responsibility activities in the following areas:

- corporate social responsibility in the environment
- corporate responsibility labour, health and safety
- corporate responsibility in social and community development
- responsibility to customers

In 2017, CIMB Niaga allocated the budget for CSR program and activity amounting to Rp9.411.746.708,-, which is 97,5% realized as per December 31, 2017 amounting to Rp9.172.131.822,-.



► Corporate Social Responsibility in the Environment

MANAGEMENT POLICY

In accordance with Sustainability principle, or in a broader context, the commitment in the environment is focused on the efforts to preserve the environment for the next generations. Meanwhile, in the context of Company's internal scope, CIMB Niaga's focuses on realizing a healthy work environment through environmentally friendly policy and initiatives. This commitment is declared in the Green Office Policy that is included in the Smart Spending Policy. Such policy is in line with CIMB Niaga's plan to become a part of Green Banking Industry in the future.

CIMB Niaga is also aware of its role as a bank that provides loans/capital to customers and as a development agency who also participates in sustainable development, including environment conservation. This is why CIMB Niaga also focuses on environmentally friendly credit channeling. This goes with the Green Banking program declared by Bank Indonesia. Thus, Bank considers the environment aspect in channeling loans to customers, where one of the requirements for loan approval is the customers possessing the Environmental impact assessment (AMDAL). In addition, Bank conducts a checking process into the waste resulted from debtor's business; this is a program developed by the Environment Ministry and is called PROPER (company performance rating in environmental management program). There are five levels of PROPER: Gold, Green, Blue, Red and Black. Gold PROPER is the best, where environmental management is above the required standards; while PROPER Red indicates that environmental management partially meets the required standards; PROPER Black is the lowest level, reflecting environment management that has not met the standards. CIMB Niaga's checking assures that the PROPER performance of potential customer not in either Red or Black level.

ACTIVITY PLAN AND TARGET

In 2017, CIMB Niaga set the target of CSR application in the environment sector as follows:

1. Applying checking process into the waste from debtor's business, or PROPER developed by the Environment Ministry.
2. Socializing the 'green office' concept and the importance of environmental friendly lifestyle
3. Conserving bamboos and building communitybased productive bamboo business.
4. Perform energy saving

ACTIVITIES CONDUCTED

In 2017, CIMB Niaga implemented CSR programs and activities in the environment through programs that are designed based on the policy and plans, as follows:

Taking Environmental Aspect into Account in Disbursing Credit to Customers

In the procedures of providing and assessing credit to customer, CIMB Niaga considers the environmental conservation aspect. One of the examples is the customer being required to have the Environmental Aspect Analysis (AMDAL) document for approval of the credit provision by CIMB Niaga.

Management of The Use of Environmentally Friendly Materials and Waste Paper Recycling

In conducting its day-to-day operational activities, CIMB Niaga is committed in minimizing the use of paper and performing paper waste recycling with the help of third parties. The aim of the aforementioned activities is to reduce the increase of greenhouse gas emissions which is the main cause of global warming. By reducing paper usage and recycling paper waste, more trees are protected, so that the absorption of greenhouse gas emissions is increasing.



Ikhtisar Utama



Laporan
Manajemen



Profil
Perusahaan



Analisis dan
Pembahasan
Manajemen



Manajemen
Risiko

CORPORATE SOCIAL RESPONSIBILITY IN THE ENVIRONMENT

Following are the efforts made regarding paper minimization and waste paper recycling:

1. Optimization of multi-function printer (MFP) tools for scanning and faxing so as not to print large number of documents (copy) and optimizing e-mail and internal company website to reduce the printing of brochure, news company magazine and other employees internal communication form.
2. Utilization of waste paper optimally.
3. Printing using the quality draft mode to save on printer toner usage.
4. Standardization of paper sizes used for daily operational activities in CIMB Niaga (photocopies, memos, and document printing) with HVS A4 70 gram paper; back and forth use of paper in printing or copying documents to reduce paper waste and facilitate the transport of waste by third parties that recycle the paper.
5. The use of e-statements and e-billing (paperless) in every reports provided to customers (Statement of Statement, Education Savings Report, Credit Card and others) to reduce paper usage and reduce emission levels due to the transport process.

Energy Saving

Referring to the Green Office policy that is contained in Smart Spending Policy, CIMB Niaga expects active contthousandtion of the employees in supporting the efforts of electricity savings in ways as follows:

- Switching off electric equipment that is not used outside work hours
- Activating energy-saving feature of every electric equipment/computer used
- Using fuel-efficient vehicles
- Organizing teleconference or video conference for meetings of which the participants are located in distance, to save travel cost and fuels
- Using energy-saving electrical installations (lamp type, zoning, lamp positioning installation and others)
- Limit the use of electricity where the maximum use of electricity for the purposes of overtime activities is permitted only up to 2 (two) hours after office hours; classify air conditioning as an expense during overtime





Socialization of Green Office



CIMB Niaga cooperates with PT Graha Niaga Tata Utama (GNTU) and the Environment Service of Kebayoran, Jakarta in socializing Green Office-Waste Management at Graha CIMB Niaga building. In the activity, the issues discussed are the utilization of open green space at CIMB Niaga building roof and garbage sorting into three categories, i.e. food waste, paper waste and plastic waste. It is expected that after joining the socialization program, the employees would actively participate in supporting the environmentally friendly office management so as to create healthy and comfortable work environment.

Green Lifestyle Seminar

CIMB Niaga held a seminar on the importance of Green Lifestyle culture by inviting representatives of the World Wild Life Fund for Nature (WWF) Indonesia and Greenaration Foundation as speakers. The aim of this seminar is to introduce eco-friendly lifestyle to CIMB Niaga employees. In line with sustainability concept, meeting the needs nowadays should not sacrifice that of the future generation. This is why the employees are expected to have awareness of the importance of preserving the environment. This can be realized through using environmentally friendly materials for daily needs, minimizing the use of paper, reducing plastic waste, and saving electricity and water.



Saving and Planting



CIMB Niaga seeks to instill the values of caring for the environment by planting the trees in a series of activities for AMDB programs in 2017 targeted to the students of Elementary School. The program is based on the philosophy “That saving money is similar to planting and caring for trees that initially begin from the seeds, which will later grow to become a shady tree”. Throughout 2017, tree planting action was followed by 1,915 students in 14 primary schools in 10 cities in Indonesia.



Ikhtisar Utama



Laporan
Manajemen



Profil
Perusahaan



Analisis dan
Pembahasan
Manajemen



Manajemen
Risiko

CORPORATE SOCIAL RESPONSIBILITY IN THE ENVIRONMENT

'Bambu Lestari CIMB Niaga-KEHATI' Program and The Handover of Bamboo Processing Equipment in Desa Wogo, Ngada, East Nusa Tenggara



In cooperation with Indonesian Biodiversity Foundation (KEHATI), the Environment and Forestry Ministry and Yayasan Bambu Lestari, CIMB Niaga holds the 10,000 betung bamboo tree plantation program and donates bamboo processing machine to Desa Wogo in Kabupaten Ngada, East Nusa Tenggara. CIMB Niaga also provided education on familial financial planning to Wogo villagers, especially the housewives.

In the context of environment, the activity is aimed at preserving bamboo trees and expanding conservation areas that would maintain the ecosystem balance, prevent landslides and provide water supply. While in the context of economy and social, it is expected that the activity would increase the people's income from the business of bamboo-based products and build the community's capacity in managing such bamboo trees. By conserving and utilizing bamboo, with the support of procurement of bamboo processing machine, the community would expectedly be able to process such bamboo into various products, such as household products. Consequently, the nature would be preserved and the community's business would be sustainable.

Quantitative Impact of Activities

No	Activity	Quantitative Impact
1	Green Office Socialization	As many as 44 employees participated in the Green Office 2017 Socialization activity
2	Green Lifestyle Seminar	As many as 40 employees participated in the Green Lifestyle 2017 Socialization activity
3	The Bambu Lestari CIMB Niaga-KEHATI program and Handover of Bamboo Processing Equipment in Desa Wogo, Ngada, East Nusa Tenggara	As many as 10,000 betung bamboo (<i>Dendrocalamus asper</i>) seedlings with cocoon system that have been grown in seedling nursery in Desa Wogo, Golewa, Ngada, East Nusa Tenggara are ready to be planted, starting from 1.5 years of age, in farmers' field and critical land As many as 100 heads of family have access to preserve and utilize bamboo seedlings in their land. As many as 210 heads of families or 420 bamboo farmers residing in the villages of Golewa subdistrict have potentials to use bamboo processing machine.
4	Energy Saving	In 2017, utility consumption (electricity, PAM, fuel for genset) went down from Rp93 billion to Rp85 billion

Mechanism of Environmental Issue Complaint

CIMB Niaga provided Mechanism of Environment Issue Complaint, where customers and employee can file a complaint regarding environmental issue in Bank's business operation. All complaints are registered at the Customer Care Unit's complaint system. The registered complaint would then be escalated to the respective unit to be addressed immediately. In 2017, CIMB Niaga did not receive any complaint related to environment in Bank's business operation.



Tinjauan Pendukung
Bisnis



Laporan Tata
Kelola Perusahaan



Tanggung Jawab
Sosial Perusahaan



Data Perusahaan
Lainnya



Laporan Keuangan
Konsolidasian

Certification in Environmental Sector

In 2017, CIMB Niaga's concern of the environment is appreciated as CIMB Niaga received the Green Office Competition Awards 2017 of Gold category. All tenants of PT Graha Niaga Tata Utama, totaling 57, participated in the competition which was organized by PT Graha Niaga Utama. The idea of the competition was raised from the common awareness of the importance to reduce energy and water consumption, to increase quality and cleanliness of work environment, as well as to improve environmental concerns.

CIMB Niaga achieved the same title two years in a row. It is considered that CIMB Niaga's team has shown a strong commitment in applying 'green office' concept and giving good influence in promoting 'green office' spirit.

CIMB Niaga also received Indonesia Green Awards from The La Tofi School of CSR for the Indonesian Biodiversity Conservation Category, through CIMB Niaga's 'Ayo Menabung dan Berbagi' program for Environment and Biodiversity. It is acknowledged that CIMB Niaga's efforts in conserving the environment through education for the young regarding the importance of planting trees, i.e. the AMDB CIMB Niaga program.



Ikhtisar Utama

Laporan
ManajemenProfil
PerusahaanAnalisis dan
Pembahasan
ManajemenManajemen
Risiko

Corporate Social Responsibility in Labor, Health, and Safety

MANAGEMENT POLICY

CIMB Niaga policy in the area of labor practices and Health & Safety Environment (HSE) is the key priority of CIMB Niaga's operating model which drives productivity and improves welfare of employees and all relevant stakeholders. Safe working environment and harmonious working relationship between CIMB Niaga and its employees serve as foundation and very essentials in achieving Bank's vision, mission, and sustainable business plans.

CIMB Niaga commits in providing healthy and conducive industrial relationship between Bank and its employees as well as ensuring that all employees have the same rights and opportunities to access HSE at work. This commitment is realized by implementing work safety policy, include disease management, compensation due to work accidents and aids for employees who are experiencing disasters. CIMB Niaga also provides lactation rooms, health clinics and ambulance to rescue employees who have accidents at workplace.

PROGRAMS AND ACTIVITIES

CIMB Niaga focuses in providing equality of job opportunities, providing remuneration and employee's rights based on meritocracy and relevant regulations, implementing health and safety policies as well as handling complaint in fair and transparent way.

Equality and Job Opportunity

Year	Male Employees	Female Employees
2017	6,024	6,758
2016	6,349	6,836
2015	6,652	6,952

In 2017, CIMB Niaga has 12,782 employees across Indonesia with relatively balance composition of 6.024 male (47%) and 6.758 female (53%).

1. Employee Recruitment Composition

Age (year)	2017		2016		2015	
	Male	Female	Male	Female	Male	Female
< 30	629	708	689	771	749	765
30-50	419	235	308	189	399	154
> 50	3	1	4	1	2	1
Total	1,051	944	1,001	961	1,150	920

Similarly, composition of new recruits in 2017 is relatively balanced with 1,051 male (53%) and 944 female (47%). This shows that Bank upholds equality and job opportunity principle by not discriminating employees based on gender in recruiting.



2. Employee Composition by Position

Level in Organization	2017		2016		2015	
	Male	Female	Male	Female	Male	Female
Senior Management	120	64	62	115	62	118
Middle Management	829	549	535	850	545	907
Junior Management	3,411	3,790	5,535	3,741	3,616	3,791
Non-Management	1,664	2,355	1,849	2,498	1,331	2,527

In 2017, the number of CIMB Niaga employees on managerial positions are 4,360 male (50%) and 4,403 female (50%). Meanwhile, the number of CIMB Niaga employees in non-managerial positions are 1,664 male (41%) and 2,355 female (59%). This shows that CIMB Niaga provides equal career advancement opportunity for all employees.

3. Average Training Hour per Employee

Level in Organization	2017		2016		2015	
	Male	Female	Male	Female	Male	Female
Senior Management	30	29	62	73	29	33
Middle Management	34	37	64	62	36	38
Junior Management	107	107	70	72	34	36
Non-Management	12	14	30	44	22	29
	48	44	58	62	31	34
Total of Average Training Hour	46		60		32	

CIMB Niaga also provides equal opportunity to all employees to develop their competence either in technical, functional, managerial or leadership areas through various education and training programs. The competence development programs are held in line with Bank and employee needs without discriminating against position, gender, ethnicity, religion, race, or social class. In 2017, CIMB Niaga conducted a variety of education and training programs, with average training hour of 46 hours per employee.

ANTI-CORRUPTION TRAINING AND THE COMMUNICATION OF ANTI-CORRUPTION POLICIES AND PROCEDURES

CIMB Niaga has established a special unit to perform the function of applying anti-fraud strategy within the scope of bank named "Anti-Fraud Management", in accordance with Bank Indonesia Circular Letter No.13 / 28 / DPNP 2011 concerning Implementation of Anti-Fraud Strategy for Commercial Banks.

There are four pillars in the implementation of Bank fraud control system strategy, namely:

- Prevention: Preventive measures to reduce the potentials of fraud
- Detection: Steps to identify and detect fraud in Bank's business activities
- Investigation: Steps of investigation process, reporting systems, and imposition of sanctions on fraud in Bank's business activities
- Monitoring: Steps to monitor, evaluate, and follow up the corrective actions on fraud that occurred in Bank's business activities



Ikhtisar Utama



Laporan
Manajemen



Profil
Perusahaan



Analisis dan
Pembahasan
Manajemen



Manajemen
Risiko

CORPORATE SOCIAL RESPONSIBILITY IN LABOR, HEALTH, AND SAFETY

In implementing the anti-fraud management program, Bank realizes the importance of building an anti-fraud culture. Therefore, CIMB Niaga continuously provides anti-fraud education to all employees through training programs, anti-fraud campaigns, and internal bulletin media. Such anti-fraud education consists of communication on corporate values, integrity, and the Company's Anti-Corruption policies and procedures.

REMUNERATION AND EMPLOYEE RIGHTS

CIMB Niaga continues to provide remuneration based on meritocracy and prevailing rules and standards, without discriminating against gender, ethnicity, religion, race, and group. Differences are only noted due to performance, competence or work experience.

In CIMB Niaga, employees are divided into two categories, permanent employees (Indefinite Employment Period Agreement) and contract employees (Specifically Defined Employment Period Agreement). The difference between permanent and contract employees, in terms of benefits, are only in Pension Fund, Severance, and Recognition for Terms of Service.

CIMB Niaga remuneration package includes:

1. Salary
2. Health Facilities for Employees, Spouse and Children
3. Permanent Disability Insurance
4. Life Insurance
5. Accident Insurance
6. Employment Security (BPJS Ketenagakerjaan), including insurance for Work Accident, Death, Old Age and Pension
7. Health Security (BPJS Kesehatan)
8. Annual Leave and Other Leaves
9. Religious Holiday Allowance
10. Pension Fund
11. Severance
12. Work Location Allowance
13. Other Benefits, including recognition for term of service.

To appreciate employee dedication and contribution, CIMB Niaga provides Total Rewards Statement for certain levels. The reward is provided in the form of statement which summarize all compensation, benefit, awards and development programs received by particular employees. In addition, the Bank also provides appreciation for employee who has served for 10, 15, 20, 25, 30, 35 years and so forth (multiple of 5 years).

Employee's Complaint Handling Mechanism

Each employee has the right to express complaints, dissatisfaction, or any objections on any employment matters. Employee complaint handling mechanism is as follows:

- Communicate their concerns to Direct Supervisor.
- If unsatisfied with the solution provided by their direct supervisor, they may communicate with Next Higher Authority by involving their Direct Supervisor.
- If the employees have not received the solution, they may talk to Area or branch leader or authorize HR Unit in charge of such issue.
- Area or branch leader or authorize HR Unit will discuss the issue separately.
- Afterwards, Area or branch leader or authorize HR Unit will communicate the solutions based on previous discussion to the employee concerned.

Occupational Health and Safety

CIMB Niaga continuously put attention towards employee health and safety to fulfill employee rights and mitigate operational risk. To prove company's commitment, the employee health and safety statement is included in Collective Labour Agreement between CIMB Niaga and its employees.



CIMB Niaga implements integrated health and safety management system and implemented in accordance with the prevailing regulations. Health and safety related policies implemented in working environment includes :

1. Smoking prohibition in office
2. Health Care Facilities
3. Facilities for Examination of Pregnancy, Childbirth and Miscarriage
4. Support for Family Planning (KB)
5. Facilities for Purchase of Prescription Glasses
6. Facilities for Periodic Health Check-ups

Quantitative Impact

CIMB Niaga's approach and initiatives in fulfilling equality and job opportunity, providing remuneration and rights, as well as employee complaint handling are deemed effective. This is proven by relatively stable voluntary attrition within the last three years.

Voluntary Attrition

Age (year)	2017		2016		2015	
	Male	Female	Male	Female	Male	Female
< 30	273	307	253	306	382	391
30-50	346	345	307	303	464	271
> 50	17	17	10	5	5	2
Total	636	669	570	614	851	664
	10.1%		8.9%		10.4%	

Meanwhile, in terms of employee productivity, there has been an increase on profit before tax per employee ratio by 50.7% to Rp313,5 million per employee in 2017, from Rp208 million per employee in 2016.

In terms of occupational health and safety, CIMB Niaga's CSR has been implemented effectively. This is reflected in the stable work environment health standard, detailed below.

Frequency Rate and Severity Rate Work Accident

Jenis kecelakaan Kerja	2017	2016	2015
FR	NA	NA	NA

Number of Occupational Diseases

Jenis Kecelakaan Kerja	2017	2016	2015
PAK	NA	NA	NA

Maintaining Work Environment Health Standard

Standard & Benchmark		2017	2016	2015
Light intensity	250 – 300 lux	Pass	NA	NA
Noise	55 – 75 dBA	Pass	NA	NA



Ikhtisar Utama



Laporan
Manajemen



Profil
Perusahaan



Analisis dan
Pembahasan
Manajemen



Manajemen
Risiko

Corporate Social Responsibility in Social and Community Development

MANAGEMENT POLICY

The CSR policy in social and community development is organized with the aim to sustainably empower the community in order to improve the people's prosperity. Following this policy, CIMB Niaga implements the CSR, which would mitigate impacts of the operational activities and optimally provide benefits as regulated by the applicable regulations. Implementing the CSR, CIMB Niaga hopes to be able to provide common values which would benefit the Indonesian people in general.

PROGRAMS AND ACTIVITIES

CIMB Niaga's plan of CSR implementation in social and public development is focused on the activities of Bank's development and contribution in the areas of education, community development and empowerment as well as philanthropy.

ACTIVITIES AND THEIR QUANTITATIVE IMPACTS

EDUCATION

CIMB Niaga Scholarship Program

In 2017 CIMB Niaga continued seeking to improve education quality in Indonesia, by providing opportunities to 100 college students, to complete their education program at 9 partnering universities in Indonesia which include:

1. Katolik Atmajaya University, Jakarta
2. STIE Trisakti, Jakarta
3. Pelita Harapan University, Jakarta
4. STIKOM London School of Public Relation, Jakarta
5. Widyatama University, Bandung
6. Gadjah Mada University, Yogyakarta
7. Atmajaya University, Yogyakarta
8. University of Mataram
9. Institut Teknologi Nasional, Malang





Tinjauan Pendukung
Bisnis



Laporan Tata
Kelola Perusahaan



Tanggung Jawab
Sosial Perusahaan



Data Perusahaan
Lainnya



Laporan Keuangan
Konsolidasian

The total scholarship beneficiaries as of December 31, 2017 are 905 students with details as follows:

Recapitulation of CIMB Niaga Scholarship Distthousandtion

No.	Program Name	Beneficiaries
1	Beasiswa Unggulan CIMB Niaga (Undergraduate, Local) Since 2006, CIMB Niaga cooperates with the Ministry of Education and Culture of the Republic of Indonesia to organize the Beasiswa Unggulan Program, aiming at High School students to continue their education to the Undergraduate level in various universities in Indonesia.	309
2	CIMB Niaga Scholarship (Undergraduate, Local) The scholarship has been distthousandted since 2016 and is a form of synergy among CIMB Niaga's business units. It is aimed at students in their 5th semester, to complete undergraduate program in various university partners in Indonesia.	374
3	CIMB Niaga Creative Industry Technology Scholarship (BUTIK) (Undergraduate, Local) Scholarships for entrepreneur students that aim to increase the entrepreneurship spirit to Indonesian students. This program is a collaboration of CIMB Niaga with the Ministry of Education and Culture of the Republic of Indonesia and was distthousandted from 2012 to 2015.	92
4	CIMB Niaga Scholarship (S1 Overseas) CIMB Niaga and CIMB Foundation offer high school/equivalent students the opportunity to pursue a degree in Malaysia. The scholarship program is made possible by the CIMB Foundation since 2008.	15
5	CIMB Niaga – ASEAN Scholarship (S1 Overseas) In partnership with CIMB Foundation, CIMB Niaga awards the full scholarship to high school students to pursue a degree at renowned universities worldwide.	1
6	Beasiswa Unggulan Guru CIMB Niaga (S2 Local) The scholarship is awarded in partnership with the Ministry of Education and Culture of the Republic of Indonesia and awarded to high achievement teachers to pursue a Masters at Universitas Sumatera Utara (USU). The scholarship was first awarded in 2015.	15
7	Khazanah Asia Scholarship (S2 Overseas) Since 2010, Khazanah Asia Foundation in partnership with CIMB Niaga awarded the scholarship to Indonesians wishing to pursue a master's degree in Malaysia.	15
8	CIMB Niaga-Faculty of Economics, Universitas Indonesia Employee Scholarship The scholarship is awarded to high performing CIMB Niaga employees who wish to pursue an undergraduate, graduate, and postgraduate degree at the Faculty of Economics, Universitas Indonesia.	35
9	CIMB Niaga - Sampoerna Academy Scholarship The scholarship is awarded in partnership with the Putera Sampoerna Foundation and was first awarded in 2011.	25
10	CIMB Niaga - Koperasi Kasih Indonesia (KKI) Scholarship CIMB Niaga in partnership with Koperasi Kasih Indonesia awards the scholarship to the children of the cooperatives' members to continue their studies at vocational schools. The scholarship was first awarded in 2013.	18
11	CIMB Niaga - Ikatan Koperasi Indonesia (IKOPIN) Scholarship In partnership with the Institut Koperasi Indonesia, the scholarship is awarded to D3 students focusing in Financial Management. The scholarship was first awarded in 2013.	6
Total		905



Ikhtisar Utama



Laporan
Manajemen



Profil
Perusahaan



Analisis dan
Pembahasan
Manajemen



Manajemen
Risiko

CORPORATE SOCIAL RESPONSIBILITY IN SOCIAL AND COMMUNITY DEVELOPMENT

Scholarship Monitoring

CIMB Niaga conducts routine monitoring sessions of scholarship recipients studying at various universities across Indonesia. The program's objectives are to maintain quality of the awardees and building stronger ties with CIMB Niaga. In addition, the sessions are ideal avenues to share information, network, and discuss academic and non-academic activities undertaken by the scholarship awardees.



In 2017, CIMB Niaga held scholarship monitoring sessions in several cities, including Jakarta, Serang, Medan, Malang, Manado, and Semarang. CIMB Niaga believes that the monitoring sessions are important to improve the quality of CIMB Niaga Scholarship Program.

Financial Literacy Programs by BU Guru CIMB Niaga Recipients

In 2017, BU Guru CIMB Niaga recipients have held Financial Literacy Programs to educate the public on the importance of financial literacy from an early age. The program also accentuates the banking industry's role as a safe and convenient harbour to conduct financial transactions. The program has attracted some 3,857 participants, as follows:





Date	Location	Number of Participants
12 May 2017	Rumah Belajar Felik's (Jalan Bunga Melati No 2-AA Medan)	80 students
25 August 2017	SMK Darma Bakti	160 students
30 September 2017	Yayasan Perguruan Islam Ishlahiyah Binjai	100 college students
8 November 2017	SD Swasta Alhidayah Polonia Medan	181 students
11 November 2017	SD Swasta Alhidayah Polonia Medan	151 students
15 November 2017	Yayasan SMP/SMA PAB Percuit Sei Tuan Medan	1237 students
13 December 2017	Aula Kantor Camat Batang Kuis	715 housewives
14 December 2017	Aula Kades Sugiharjo	155 housewives and aged
17 December 2017	Pendopo desa Sidodadi	160 housewives and aged
28 October 2017	Politeknik Unggul LP3M Medan	215 college students
23 September 2017	SDN 020620 Binjai	295 students and parents
16 December 2017	SDN 060834 Medan	180 students
18 December 2017	SDN 060834 Medan	228 students
Total		3.857

Financial Banking Literacy and Education

The Financial Banking Literacy and Education is a practical implementation of Bank Indonesia and Financial Services Authority's ("OJK") guidelines to educate the public on the banking industry. In compliance with the instructions, CIMB Niaga held the following programs: Ayo Menabung dan Berbagi, Tour de Bank, Mini Banking Laboratory, Bourse Game Laboratory, and activating the financial literacy program.

Ayo Menabung dan Berbagi Program

Ayo Menabung dan Berbagi (AMDB) is a public-facing financial literacy program for primary and secondary schools. The program's main objective is to educate and encourage the public to save from an early age and share with the less financially-able towards a better education.



In 2017, the AMDB program was held in Solo, Malang, Lhokseumawe, Pematangsiantar, Pangkalpinang, Tarakan, Manado, Sukabumi, Serang, and Tegal. Some 5,630 students from 14 primary, 14 middle, and 12 high schools took part in the program. The program teaches students on the importance of saving through engaging activities.





Ikhtisar Utama



Laporan
Manajemen



Profil
Perusahaan



Analisis dan
Pembahasan
Manajemen



Manajemen
Risiko

CORPORATE SOCIAL RESPONSIBILITY IN SOCIAL AND COMMUNITY DEVELOPMENT

Tour de Bank Program

Tour de Bank is part of the AMDB Program to encourage primary school-aged students to visit CIMB Niaga's branches or supporting facilities. Students are encouraged to learn important facets of banks, such as how to use ATMs, cash deposit machines (CDM), safe deposit boxes (SDB), roles and duties of tellers, customer service, and other bank staffs, as well as banking products and services.

In 2017, Tour de Bank has partnered with 19 primary schools in Jakarta, Medan, Pontianak, Batam, and Semarang. 952 students who took part in the program acquired more knowledge of the banking industry through engaging activities.



Mini Banking Laboratory

The "laboratory" was founded in 1989 and serves for banking learning process. It is called the Finance and Banking Administration Studies program. Throughout 2017, the Laboratory was consulted by 80 students for learning about Bank Operations Practice, with speakers from University of Indonesia Vocational Faculty and CIMB Niaga Learning and Development. The Laboratory is aimed at:

1. Providing basic knowledge about the functions and duties of Customer Service and Teller, as well as their tasks and responsibilities.
2. Training students so that they have the skills to operate the applications that Customer Service and Teller use.

Bourse Game Laboratory

CIMB Niaga relaunched the Bourse Game Laboratory in October 10, 2017 at Universitas Indonesia's Master in Management Campus (MM-FEB UI) in Salemba. The Bourse Game Laboratory is a forex trading simulator, first introduced in 2008. In 2017, CIMB Niaga made renovations to the classrooms, faculty lounge, and the laboratory itself. Following the upgrade, the Bourse Game laboratory is equipped with teleconferencing facilities and the upgrade the bourse game software.



Activating the Financial Literacy Program

Throughout 2017, CIMB Niaga also held Financial Literacy Programs in addition to the banking literacy programs outlined above.

CIMB Niaga Banking Knowledge Sharing

On Wednesday, April 5, 2017, CIMB Niaga received a 45 student visit from Pelita Harapan University (UPH), ITB School Business Management (SBM), Bina Nusantara University (BINUS), President University, and Prasetya Mulia at Menara Asia Karawaci and Dynaplast Tower. In the visit, CIMB Niaga shared its knowledge, experience, and innovations to grow and sustain its business in the banking industry.

On May 9, 2017, CIMB Niaga received another 14 student delegation from the Universitas Indonesia's Faculty of Economics and Business (FEB) at Graha CIMB Niaga. In the visit, the students were exposed



to CIMB Niaga's innovations in digital banking and treasury marketing. The delegation also had the opportunity to observe directly CIMB Niaga's dealer floor.

CIMB Niaga believes that visits and banking knowledge sharing sessions are effective means to improve the public, particularly students', literacy of the financial and banking industry.

Si Mobil Literasi Keuangan Program

CIMB Niaga wholly supports the Financial Services Authority's (OJK) efforts to educate the public on financial products and services through the Si Mobil LitErasasi Keuangan (SIMOLEK) program. In 2017, CIMB Niaga has operated SIMOLEK in 6 cities, namely Medan, Batam, Padang, Pontianak, Serang, and Semarang with total 1,347 visitor.



Certified Financial Planner (CFP)

In partnership with the Institute of Applied Financial Planning Indonesia (IAFPI), CIMB Niaga offered the CFP Program for high performing sales staff to further support their profession as financial advisors. In 2017, 60 CIMB Niaga employees were trained for the following objectives:

1. Standardize professional ethics and conduct as financial planners.

2. Improve competence and skills by obtaining internationally-recognized financial professional certifications.
3. Obtain recognition from the National Professional Certification Board (BNSP) as official professionals in Indonesia.
4. Add value to marketing and self-branding

Personal and Family Financial Planning Seminar

Pada 8 Oktober 2017, Sebagai rangkaian dari program penanaman bambu dan mendukung Kegiatan Bulan Inklusi Keuangan OJK, CIMB Niaga melaksanakan seminar tentang perencanaan keuangan keluarga bagi para petani bambu dan Ibu Rumah Tangga di Desa Wogo, NTT dan diikuti oleh 30 para petani bambu. Materi Perencanaan On October 8, 2017, CIMB Niaga held a seminar on personal and family financial planning as part of OJK's Financial Inclusion Month and bamboo planting program. The seminar was held at Desa Wogo, NTT and attended by 30 bamboo farmers and housewives. Family Financial Planning included topics on the importance of savings for various needs, such as household expenses, education, investment, entertainment, and emergency needs.

On November 21, 2017, CIMB Niaga and Thisable Foundation held a financial literacy workshop for 50 members of the deaf community. Using sign language, participants were trained in sound financial strategies to ensure that their income is sufficient for daily expenses and even saved for future needs.





Ikhtisar Utama



Laporan
Manajemen



Profil
Perusahaan



Analisis dan
Pembahasan
Manajemen



Manajemen
Risiko

Participating in the Financial Inclusion Month in Padang

CIMB Niaga took part in the Financial Inclusion Month organized by the Financial Services Authority (OJK) of West Sumatra on October 28, 2017 held at Universitas Negeri Padang (UNP). CIMB Niaga invited 100 students from SMP Maria and SMA Don Bosco to the event. Both schools are partners in the Program Tabungan Simpanan Pelajar (SIMPEL).



Empowerment through Education

Sejuta Buku Program

CIMB Niaga's Program Sejuta Buku (Million Books Program) supports quality education by donating books and encyclopedias to education institutions (schools, foundations, communities). The end goal is to foster reading interest from an early age and assist the Government improve overall education levels. In 2017, book drives in 10 cities brought in 10,000 books which were then distributed by the Gerakan Sedekah Buku Indonesia across the country.

Education Supporting Facilities Donation

In 2017, the Company has donated education supporting facilities to 40 AMDB partner schools. CIMB Niaga donated facilities such as sports equipment, laboratory apparatuses, library books, TVs, and projectors to enhance teaching effectiveness and efficiency.

General Training for Preschool/Early Childhood Teachers

CIMB Niaga is highly committed towards improving children's education in Indonesia. Partnership with Indonesia Heritage Foundation (IHF) in 2017, CIMB Niaga held holistic character-based trainings for 3,039 preschool/early childhood teachers. The trainings were held at 3 locations: Bekasi, Bogor, and Malang.

Location	Date	Venue	Participants
Bekasi	March 15-17, 2017	Asrama Haji Bekasi	1,015 teachers
Bogor	March 23-25, 2017	Graha Widya Wisuda Building, Bogor Agricultural University (IPB)	2,007 teachers
Malang	July 4, 2017	University of Muhammadiyah Malang Dome	17 teachers

Funding for the General Training Program obtained was from CIMB Niaga's donation of Rp152,157,568 to the IHF under the 2016 AMDB Program.

COMMUNITY DEVELOPMENT AND EMPOWERMENT

CIMB Niaga is strongly committed towards a sustainable environment conservation and community development. CIMB Niaga is actively working to realizing the 10th goal of the Sustainable Development Goals, namely Reducing Inequalities. SDGs are the 17 global development goals issued by the United Nations and adopted by all countries of the world. CIMB Niaga believes that everyone has equal rights to attain their hopes and dreams, including those with disabilities. To that end, CIMB Niaga holds community development and empowerment programs aimed for the disabled.



Empowering the Disabled

Working with Mitra Netra Foundation and Thisable Foundation, CIMB employed 48 disabled persons as Telesales Funding - Non Branch Channel agents over a total pool of 120 agents throughout 2017. In addition, 10 of 45 Non-voice Phone Banking agents are members of the deaf community. CIMB Niaga expects that the program is able to assist disabled persons towards social and economic independence.

IT Training Program for the Disabled

CIMB Niaga partnered with the National Disabled Children Development Foundation (Yayasan Pembinaan Anak Cacat/ YPAC Nasional) to organize a 3 month IT Training Program from October to December 2017. 20 disabled people took part in the training, 4 of whom have physical disabilities, 2 mental disabilities, and 14 deaf community. The training's aim was to prepare its participants with the requisite soft skills for employment, from which they can further develop their IT skills for an independent future. The training modules consisted of advanced Microsoft Office and web design skills, along with knowledge concerning office performance and workplace accomplishments.



WILMAR TUA HASUDUNGAN

Wilmar, who is learning disabled, is an advanced trainee in the 3 month training course organized by CIMB Niaga and YPAC Nasional. For him, being accepted by CIMB Niaga Gajah Mada as a Tele Funding Sales agent is an achievement in its own right. It shows that learning disabled persons are able to perform at the same level as the non-disabled.

“The instructors in YPAC Nasional and CIMB Niaga’s 3 month IT course are professionals. The 74 sessions @3 hours are excellent but a longer duration to improve participants’ IT skills would help tremendously. While there are practical IT sessions, more practice sessions in the future are much welcomed. We sit facing each other, but I find sitting straight ahead helps me understand the instructors’ better”.



Ikhtisar Utama



Laporan
Manajemen



Profil
Perusahaan



Analisis dan
Pembahasan
Manajemen



Manajemen
Risiko

CORPORATE SOCIAL RESPONSIBILITY IN SOCIAL AND COMMUNITY DEVELOPMENT



DWI RIDWAN ALIWI

Tabayun Shelter, Mobil Belajar CIMB Niaga
Beneficiary

“Mobil Belajar CIMB Niaga is a godsend for us, especially we the underprivileged. It never crossed my mind that I’ll ever use a laptop. With this program, I know how to type and use Excel formulas. I was hesitant at first, but now I’m confident enough typing with ten fingers. With Kak Rizal’s patient assistance, I now know how to do my assignments with a computer, how to type with 10 fingers, and use general formulas. I give two thumbs up and cheers to CIMB Niaga! I hope that this program is carried on forward so that my juniors can enjoy the same benefit as I did. Thank you to CIMB Niaga and Kak Rizal.”

Mobil Belajar CIMB Niaga

Mobil Belajar (Mobile Learning) is an educational program by CIMB Niaga and Yayasan Cinta Anak Bangsa (YCAB) with a focus in Information Technology (IT). IT Learning and teaching in the Mobil Belajar CIMB Niaga has been going for six years (2011-2017). In 2017, the IT Training Program attracted 187 students from students in Cibinong, Bogor area.

PHILANTHROPY

CIMB Niaga philanthropic actions in the form of donations or supportive activities have improved its stakeholders’ and public welfare. Donations are in the form of cash, goods, or social programs for communities near CIMB Niaga’s branches.

CIMB Niaga gives donation priority to education, religion, health, arts and culture, economy, sports, and Information Technology (IT).

Blood Donation and Health Talk

CIMB Niaga in collaboration with CIMB Niaga Club (CNC) has given consistent support to the Indonesian Red Cross (Palang Merah Indonesia-PMI) by organizing Blood Drives in May and November 2017. The drives gathered 1,031 donors from the bank’s customers, employees, commissioners, and the public. The blood drives were accompanied with a Health Talk sponsored by LIPPO Insurance and RS Premier Bintaro & Jatinegara. In the Midyear Blood Drive, the Health Talk adopted two topics. The “Depression: Let’s Talk” topic raised awareness on the importance of rest and dangers of overworking whereas the “Breast Cancer Awareness” aimed on the importance of early detection of breast cancer. In the End of Year Blood



VERONICA COLONDAM

Founder and CEO YCAB

Consistent

That's the right word to sum up our relationship with CIMB Niaga. In the last 6 years, YCAB Foundation and CIMB Niaga have used the Mobil Belajar to teach IT to underprivileged youths in Jakarta, Tangerang, and Bogor.

In 2011, at a time when only few who saw computer skills as basic skill for the future, CIMB Niaga went ahead and gave free computer courses. Interestingly, the once peculiar idea of transforming a bus into a mobile computer lab made the program a comprehensive solution for youths with limited financial or transportation access.

Dwi Rizal, a resident of Tabayun Shelter in Bogor, has never used a computer before. Now, not only Dwi can type well, but he is also proficient with Excel formulas.

We thank CIMB Niaga for its enduring trust in YCAB to educate underprivileged youths and being part of #ExtensionOfGoodness. We hope that this partnership will carry on and reach more children in other areas in the future.

Drive held simultaneously in 3 locations, the Health Talk featured "Healthy Life Style" to highlight the importance of healthy diet and lifestyles.



Disaster Relief Programs

CIMB Niaga raised Rp150,000,000 through CIMB Niaga Peduli Gempa Aceh for the Indonesian Red Cross (PMI) to carry out disaster relief programs in Aceh following an earthquake in 2016. The funds were allocated for (1) WASH program (Water, Sanitation, and Hygiene Promotion), a clean water program for earthquake victims, and (2) Health Program, a mobile health service.

In addition, CIMB Niaga also provided assistance for disaster victims in Ponorogo. On Saturday, April 1, 2017, Desa Banaran, Ponorogo was subjected to landslides which claimed 2 victims, injured 20, and led to 26 missing. More than 200 survivors lost their farms and homes. CIMB Niaga donated Rp10,000,000 worth of clothing, blankets, sarongs, and hygiene kits to 21 victims.



Ikhtisar Utama



Laporan
Manajemen



Profil
Perusahaan



Analisis dan
Pembahasan
Manajemen



Manajemen
Risiko

CORPORATE SOCIAL RESPONSIBILITY IN SOCIAL AND COMMUNITY DEVELOPMENT

Religious Holidays Program

Ramadhan 1438 H



CIMB Niaga held a series of events to commemorate Ramadan at its main and branch offices, among which was Ramadan Donations to 9 foundations and 5 masjid development councils managed by CIMB Niaga employees. The donations were given during the Ramadan Safari and handed by the Directors.

Eid Adha 1438 H



CIMB Niaga donated 7 cattle and 8 goats to sacrifice on Eid Adha. The animals were sacrificed at 8 locations, namely Graha CIMB Niaga Sudirman, Menara CIMB Niaga Karawaci, CIMB Niaga Gajah Mada Jakarta, CIMB Niaga Bandung, CIMB Niaga Surabaya, and CIMB Niaga Malang. CIMB Niaga distthousandted meat of the sacrificed animals through Human Initiative (Pos Keadilan Peduli Umat-PKPU) and Rumah Zakat.

In addition, Rumah Zakat's Probolinggo chapter assisted CIMB Niaga to process and distthousandte meat from sacrificed animals to Banjarmasin. The sacrifice animals benefitted 250 people. Some 350 cans of corned beef and 140 cans of corned mutton, all of which made from sacrifice animals, were distthousandted to Sungai Mai RT 12, Banjarmasin Utara, Banjarmasin. The ward was deemed to be in the low to middle economic standing.

Christmas



CIMB Niaga showed its spirit of goodwill and sharing during the 2017 Christmas celebrations. CIMB Niaga donated Rp10,000,000 each to 4 foundations, namely LKSA Putri Elim, Covindo, Global Edutama Adunai, and Naroman Maromak Jaya. The donation was symbolically presented during the End of Year and Christmas Eve Celebrations by CEO of CIMB Niaga. Moreover, on the spot donations during the event gathered an additional Rp13,125,000, all of which was donated to the four foundations.





Tinjauan Pendukung
Bisnis



Laporan Tata
Kelola Perusahaan



**Tanggung Jawab
Sosial Perusahaan**



Data Perusahaan
Lainnya




Laporan Keuangan
Konsolidasian

Nursing Rooms

To meet the needs of its nursing employees, CIMB Niaga has prepared nursing rooms at its offices. The nursing rooms are in line with Government Regulation Number 33 Year 2012 on Exclusive Breastfeeding.

The rooms facilitate nursing employees and customers and features comfortable seats, bottle sterilizers, and refrigerator to store breastmilk. There are 11 nursing rooms spread across CIMB Niaga offices in Jakarta, Bintaro, Karawaci, Sentraya, Malang, Surabaya, Bandung, Semarang, and Yogyakarta.



Rumah Kita Shelter

“Rumah Kita” is a temporary shelter for Women Migrant Workers (Tenaga Kerja Wanita-TKW) currently facing legal actions. The program has been running since 2010 based on the initiatives of CIMB Group, CIMB Niaga, and Embassy of Indonesia in Malaysia. In 2017, there were 778 migrant workers protected at the Rumah Kita Shelter.

Improvement of Social Facility and Infrastructure

Improvement and provision of social facilities and infrastructure related to education have been included in the sub-section of Education for Empowerment: Provision of Educational Support Facilities.

CIMB Niaga also provides wheelchair facilities for Cancer Stop Over House for Children (Rumah Singgah Anak Kanker) which is a stop over house for cancer patients who are undergoing treatment at Banjarmasin hospital, South Kalimantan. There is one wheelchair in this shelter which condition is not feasible to be used. CIMB Niaga provides 2 units of wheelchairs worth Rp4 million to Yayasan Rumahku-Rumah Singgah Anak Kanker in order to assist cancer patients for both in-house and hospital use.



Ikhtisar Utama

Laporan
ManajemenProfil
PerusahaanAnalisis dan
Pembahasan
ManajemenManajemen
Risiko

CORPORATE SOCIAL RESPONSIBILITY IN SOCIAL AND COMMUNITY DEVELOPMENT

Social Donation Distthousandtion

In 2017, CIMB Niaga distthousandted Rp927,916,099 in donations for social and religious activities, education, economy, and building places of worship.

Social Donations Breakdown

No	Description	Amount
1	Management Top Up for CIMB Niaga Peduli Gempa Aceh Donation	28,956,099
2	Donation for Cleft Lip and Cleft Palate Social Program	2,500,000
3	Donation for As-Salam Mosque, Joglo, Renovation and Expansion	2,500,000
4	Donation for Ponorogo Landslide Victims	10,000,000
5	Donation for Eye Cancer Operation	10,000,000
6	Donation to Maryam Karim Foundation	10,000,000
7	Donation for Al-Musyawahroh Musala Canopy Procurement	2,500,000
8	Donation to the Al Amanah Nusantara Foundation	5,000,000
9	Donation to Pondok Ramadhan FEC	2,550,000
10	Donation to Yatim Mandiri Foundation	4,750,000
11	Donation for Iftar hosted by Lion Club	5,000,000
12	Donation for Safari Ramadhan (Jakarta)	10,000,000
13	Donation for Safari Ramadhan (Bandung)	10,000,000
14	Donation for Safari Ramadhan (Surabaya)	10,000,000
15	Donation for Safari Ramadhan (Bintaro)	10,000,000
16	Donation for Safari Ramadhan (Balikpapan)	10,000,000
17	Donation for Safari Ramadhan (Solo)	10,000,000
18	Donation for Safari Ramadhan (Medan)	10,000,000
19	Donation for Safari Ramadhan (Lampung)	10,000,000
20	Donation for Safari Ramadhan (Makassar)	10,000,000
21	Ramadan Donation (DKM Tower)	15,000,000
22	Ramadan Donation (DKM Tower)	15,000,000
23	Ramadan Donation (DKM Alam Sutera)	15,000,000
24	Ramadan Donation (DKM Karawaci)	15,000,000
25	Ramadan Donation (DKM Gajah Mada)	15,000,000
26	Ramadan Donation - Belanja Bareng Yatim	34,000,000
27	Donation for Darussalam Musala Construction	2,500,000
28	Eid al-Adha Donation to DKM Masjid Niaga Rahmat	46,000,000
29	Eid al-Adha Donation to DKM Gajah Mada	25,000,000
30	Eid al-Adha Donation to DKM Karawaci	21,000,000

No	Description	Amount
31	Eid al-Adha Donation to CNC Bandung	25,000,000
32	Eid al-Adha Donation to CIMB Niaga Malang	6,000,000
33	Eid al-Adha Donation to CIMB Niaga Surabaya	25,000,000
34	Eid al-Adha Donation to PKPU	22,000,000
35	Eid al-Adha Donation to Rumah Zakat	25,700,000
36	Wheelchair Donation to Rumahku	4,000,000
37	Donation to Alzheimer Indonesia	5,000,000
38	Christmas Donation to Covindo Foundation	10,000,000
39	Christmas Donation to Naroman Maromak Jaya Foundation	10,000,000
40	Christmas Donation to LKSA Puteri "Elim	10,000,000
41	Christmas Donation to GEA Foundation	10,000,000
42	Donation for YPAC Color Run	150,000,000
43	Donation for Disable Enterprise	40,000,000
44	Donation to YCAB	207,960,000
Total		927,916,099



Tinjauan Pendukung
Bisnis



Laporan Tata
Kelola Perusahaan



Tanggung Jawab
Sosial Perusahaan



Data Perusahaan
Lainnya



Laporan Keuangan
Konsolidasian

ENVIRONMENT

Environment-related CSR programs is discussed in a separate chapter under Corporate Social Responsibility in The Environment

TOTAL EXPENSES

In 2017, CIMB Niaga spent Rp9,17 billion for its CSR programs in social and community development. Overall expenses of the CSR programs, including by the Syariah Business Unit, was Rp15,87 billion. The following table lists CIMB Niaga CSR Program expenditures in the last three years:

No.	CSR Pillar	2017	2016	2015
1	Education	6,930,260,470	7,166,282,929	7,159,607,198
2	Community Development and Empowerment	308,463,000	260,227,000	267,790,609
3	Philanthropy and Donation	1,891,224,452	1,206,601,503	2,280,069,671
4	Environment	29,844,000	534,355,000	57,576,900
5	Qardhul Hasan CIMB Niaga Syariah	6,699,921,742	19,118,214,185	14,705,655,254
6	CSR Communication Program	12,339,900	324,317,375	168,530,000
Total		15,872,053,564	28,609,997,992	24,639,229,632



Ikhtisar Utama



Laporan
Manajemen



Profil
Perusahaan



Analisis dan
Pembahasan
Manajemen



Manajemen
Risiko

Corporate Social Responsibility to Consumer

MANAGEMENT POLICY

For more than six decades CIMB Niaga has implemented business activities in banking sector. CIMB Niaga always endeavors to build and maintain its reputation by realizing its commitment to the perfection of service and customer satisfaction. CIMB Niaga is aware that quality service is the key to the customer's loyalty and Bank's business continuity. Understanding the customers' needs and prioritizing premium services are the best way to assure long term business growth. CIMB Niaga is always committed to the improvement of banking service quality by putting service at the heart of its policy.

ACTIVITY PLANNING AND TARGET

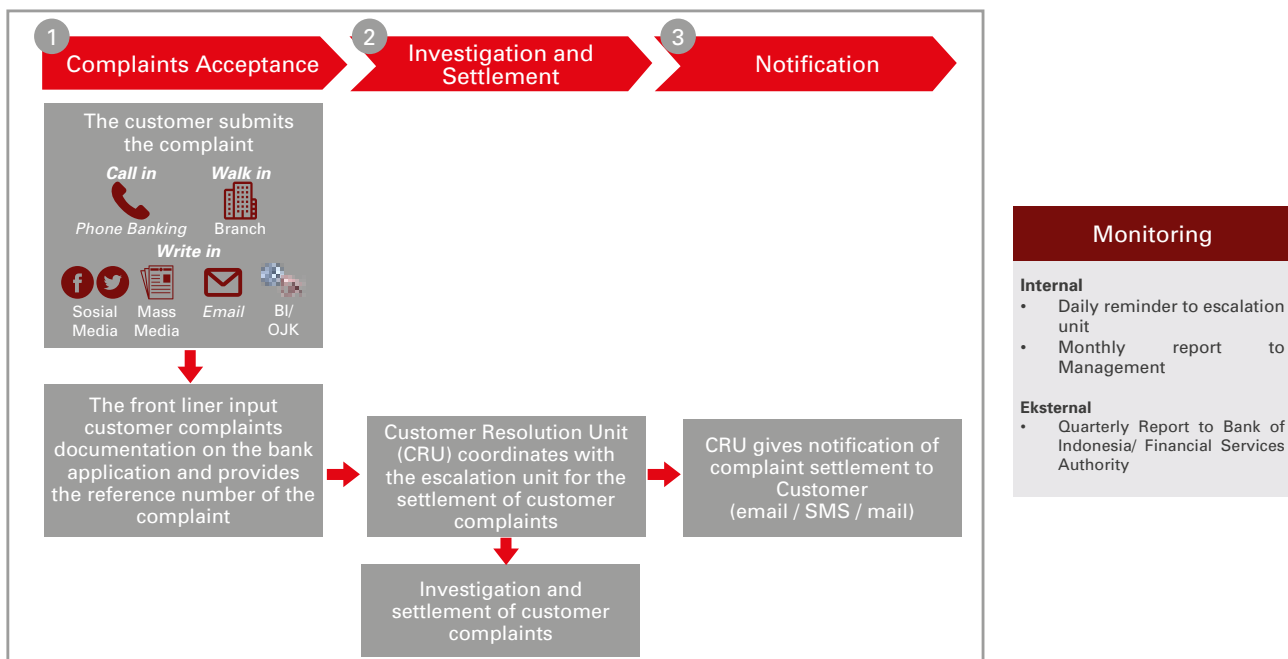
CIMB Niaga sets the activities of CSR implementation in the sector of responsibility to customer, comprising creating customer experience evaluation when providing thorough information on banking products and resolution to customer's complaint. CIMB Niaga also targets >90% the resolution of complaint under the Service Level Agreement (SLA).

ACTIVITIES CONDUCTED

Customer Satisfaction

CIMB Niaga firmly believes that customers are the Company's main assets. It follows that Customer Experience is focused for future development to ensure maximum customer satisfaction. The focus spurs CIMB Niaga to strive towards having the best customer satisfaction ratings in the banking industry. Bank's Customer Experience is offered in various service aspects, among others optimizing tangible benefits of its products and services, clear information on product and services, customer confidentiality, technological advantage and optimization, and security when purchasing its products and services.

Handling and Management of Customer Complaint





Tinjauan Pendukung
Bisnis



Laporan Tata
Kelola Perusahaan



**Tanggung Jawab
Sosial Perusahaan**



Data Perusahaan
Lainnya



Laporan Keuangan
Konsolidasian

Customer Complaint Mechanism

CIMB Niaga formed the Customer Care Unit whose task is to handle customer complaints on the Company's products/services. The unit is well managed and references to current regulations of Bank Indonesia and Financial Services Authority. The unit is also equipped with a system to record customer complaints across Bank's branches. This way, each recorded complaint is escalated directly to the corresponding unit for immediate resolution.

CIMB Niaga also maintains an Automated Complaint Recording and Monitoring (Otomasi Monitoring dan Pelaporan Komplain-OMPK). The system records customer complaints from various channels and media, including online and print media. Under the system, every customer complaint receives a case number as proof of receipt and facilitates the customer to conduct follow-ups of her complaints.

The OMPK system helps Bank to evaluate each complaint, the resolution of which is followed through with corrective and preventive actions to prevent similar occurrences in the future. In addition, the OMPK system helps Bank to monitor complaint resolution metrics, monitor customer service level agreements (SLA) complaints, and report financial-related complaint developments to Bank Indonesia.

Customer Complaint Resolutions

CIMB Niaga's commitment to maintain the level of complaint resolution is demonstrated by a Service Level Agreement (SLA) compliant resolution rate of 94% in 2017. The figure is a 4% improvement over 2016.

CIMB Niaga is committed to align its business strategies with customer protection and improving the quality of its products and services. To that end, numerous measures have been taken, such as adopting the lean six sigma method to improve workflow, offering 24 hour phone banking service to facilitate customer transactions, and organizing the Service from The Heart internal campaign to foster a customer-centric culture in every CIMB Niaga employee. As a public entity, CIMB Niaga is also active in the Banking Mediation Working Group, in cooperation with Bank Indonesia, Financial Services Authority, and other member banks, to conduct customer education programs, banking seminars, and other activities.

Customer Satisfaction Survey

CIMB Niaga routinely conducts customer satisfaction surveys on complaint handling to continuously meet and exceed customer expectations. Customer feedbacks from the surveys are then manifested in various quality improvement initiatives.

In 2017, CIMB Niaga partnered with a number of external consultants to measure customer service and customer satisfaction. "Based on independent customer satisfaction surveys on bank customers across Indonesia, CIMB Niaga improved its performance in 2017. A face to face survey conducted by ISMS Trisakti in Jakarta and Bandung placed CIMB Niaga in the top 3 in 2017 compared with its top 5 position in 2016. WOW Service Excellence Award 2017 survey, conducted in 18 cities by MarkPlus Inc, ranked CIMB Niaga in the National Top 2 and First in Jabodetabek, Semarang, and Solo. The improved ratings awarded by the three external consulting institutions demonstrated CIMB Niaga's year to year improvements.



Ikhtisar Utama

Laporan
ManajemenProfil
PerusahaanAnalisis dan
Pembahasan
ManajemenManajemen
Risiko

CORPORATE SOCIAL RESPONSIBILITY TO CONSUMER

QUANTITATIVE IMPACTS FROM ACTIVITIES

The commitment to improve the quality of banking services and the Service from the heart policy have been implemented effectively. The effectiveness is shown by improved year-on-year customer satisfaction ratings based on the Customer Feedback System. In 2017, Customer Service satisfaction rating improved to 99.5% from 99.4%. Teller satisfaction rating also improved to 99.6% from 99.3%.

Customer Satisfaction Rating under the Customer Feedback System

Customer Feedback	2017	2016	2015
Customer Service	99.6%	95.5%	99.4%
Teller	99.4%	99.3%	99.2%

Customer Complaint Handling Performance [G4-PR5]

Indikator	2017	2016	2015
Financial Transaction Volume	290.3 million	211.5 million	176 million
Total Customer Complaint	95 thousand	52 thousand	57 thousand
Percentage of Customer Complaints on Financial Transactions	0.033%	0.025%	0.032%
SLA Compliant Resolution	94%	90%	84%

CSR AWARDS 2017

CIMB Niaga has been consistently recognized by various parties for its CSR programs' commitment and contribution, as follows:

NO	AWARD	ORGANIZER	VENUE/DATE	TITLE
1	Annual Global CSR Summit and Awards 2017	The Pinnacle Group International	Langkawi, Malaysia/ March 30	<i>Excellence in Provision of Literacy & Education Award</i>
2	Top CSR Award	Business News Indonesia	Jakarta/ April 4	Nawacita V – Financial Literation for Students <i>TOP Leader in CSR Commitment</i>
3	Indonesia Green Awards	The Latofi School of CSR	Jakarta/May 3	Conservation
4	Social Business Innovation Award	Warta Ekonomi	Jakarta/August 18	<i>Green Banking</i>
5	Nusantara CSR Award	The Latofi School of CSR	Jakarta/September 6	1. Education Improvement Category – CIMB Niaga Scholarship Program 2. Community Economic Improvement, Young Entrepreneurs Category – BUTIK (Creative Industry Technology Scholarship)
6	Green Office Competition Award 2017	Graha Niaga Tata Utama (GNTU)	Jakarta/November 16	First Place - Category A





Tinjauan Pendukung
Bisnis



Laporan Tata
Kelola Perusahaan



Tanggung Jawab
Sosial Perusahaan



Data Perusahaan
Lainnya



Laporan Keuangan
Konsolidasian

2018 CSR Strategy and Plan

CIMB Niaga consistently and continuously conducts the formulation and review of strategies for implementing CSR programs and activities.

In 2018, CIMB Niaga will continue to focus on strengthening the 4 pillars of Corporate CSR covering education, philanthropy, empowerment and community development, and the environment.

1. Education

CIMB Niaga will focus continue to optimization the Scholarship Program and improve the quality of national education also improve the quality of the workforce in the future. In addition, CIMB Niaga will also hold Literacy Program and Banking Finance Education as directed by Bank Indonesia and Financial Services Authority (OJK), including Ayo Menabung dan Berbagi (AMDB) and Tour de Bank. These programs also will increase public financial inclusion. So, it can make the bank as a safe and comfortable place in financial transactions.

2. Community Development and Empowerment

CIMB Niaga will focus organizing Community Link programs involving branch offices, customers and communities in developing and empowering communities in social, economic, education and environment.

3. Philanthropy

In the field of philanthropy, CIMB Niaga will focus on strengthening and expanding the provision of beneficiaries in the form of donations for the needy community.

4. Environment

CIMB Niaga will continue to strive for environmental preservation both within the scope of internal and external scope. Bank's internal scope focuses on the implementation of the Green Office Policy included in the Smart Spending Policy to create a healthy working environment and become part of Green Banking Industry in the future. On an external scope, CIMB Niaga focuses on environmentally friendly credit distribution as well as conservation efforts of biodiversity in Ngada, East Nusa Tenggara and Lombok, West Nusa Tenggara that fokus on bamboo conservation based on community empowerment.





**LIVE THE LIFE OF YOUR
DREAMS** AND ENJOY THE
LITTLE THINGS

Batik Papua

Batik Papua has unique and fascinating characteristics, particularly bird motif of cenderawasih that has a beautiful color combination. The motif is one of the most popular batik motifs in the land of Papua, because cendrawasih is known as the bird of paradise.



➤ Other Corporate Data

Table of Contents

614 Senior Executives Profiles

627 Office Network Addresses





Supporting Business Review



Corporate Governance Report



Corporate Social Responsibility



Others
Corporate Data



Consolidated
Financial Report





Senior Executives Profiles



Antonius Gunadi
Chief Audit Executive

Indonesian citizen, 43 years of age. Joined CIMB Niaga in December 2016 and has served as Chief Audit Executive since 3 January 2017. He began his career as an auditor at the public accounting firm of Coopers & Lybrand, KPMG, and Ernst & Young prior to entering the banking industry when he became Head of Internal Audit at ABN Amro Bank Indonesia, Barclays Indonesia, and Bank Internasional Indonesia. Prior to joining CIMB Niaga, he served as Audit Director at Citibank and was responsible for audit activities in Indonesia and several other countries in Asia and EMEA. He holds a Bachelor's Degree in Accounting from University Tarumanagara and a number of international certifications, such as Certified Internal Auditor (CIA) and Certified Anti- Money Laundering Specialist (CAMS).



Rusly Johannes
Chief of Corporate Banking

Indonesian citizen, 48 years of age. Has served as Chief of Corporate Banking since February 2015. He has held various positions at ABN AMRO Bank Indonesia, Deutsche Securities Inc. New York, and Rabobank Indonesia.

Prior to joining CIMB Niaga, he served as Managing Director, Local Corporate Unit, Corporate and Investment Banking at Citibank Indonesia. He completed his MBA program from The Anderson School, UCLA and Bachelor of Business Administration program from The University of Texas (Austin).



Budiman Poedjirahardjo
Chief of Corporate Strategic Initiatives

Indonesian citizen, 52 years old . Joined CIMB Niaga in January 2010. leading and building the Credit Card, Debit Card, and Merchant Acquiring Businesses. He then served as Head of Branch & Branchless Banking, expanding the distribution of branches and building the Digital Banking Platform for CIMB Niaga. He is currently the Chief of Corporate Strategic Initiatives at CIMB Niaga since 1 October, 2015. Prior to CIMB Niaga, he was the Head of Lending at Bank Permata (2008-2010), Director of Consumer Banking at ANZ Indonesia (2000-2008). He earned his MBA in Finance, Investment & Banking and Master of Science Degree in Manufacturing & Automation from the University of Wisconsin - Madison, Wisconsin, USA.



Sukarman Omar
Chief of Micro and SME Banking

Indonesian citizen, 59 years of age. Has served as Chief of SME Banking at CIMB Niaga since November 2013.

Previously, he held various key positions at Bank Permata, commencing in 1986 and most recently served as Head of SME at Bank Permata. He graduated from the University of Ryama, Medan.



Gregory Hendra Lembong
Chief of Transaction Banking

Indonesian citizen, 45 years of age. Has served as Chief of Transaction Banking since August 2013. He had previously held several senior positions including JP Morgan Singapore, Deutsche Bank, London and Citibank branches in various countries. He holds a Master's Degree which he earned from Stanford University, USA in 1994.



Adrian Panggabean
Chief Economist, Treasury and Capital Market

Indonesian citizen, 51 years of age. Chief Economist at Bank CIMB Niaga since October 2016. He spent half of his career overseas. Adrian began his career as a lecturer at the Faculty of Economics, University of Indonesia, and as a visiting professor in Public finance at KIMEP (Kazakhstan). He then served as Policy Advisor at UNDP (Indonesia), economist for Southeast Asia region at Nomura (Singapore), the Asian Development Bank (Philippines), and economic adviser at the Prime Minister's Office, Brunei Darussalam. Upon his return to Indonesia, Dr. Panggabean pursued a career in the fund management industry and became CEO in several investment companies. He holds a Bachelor's Degree in Economics from the University of Indonesia and Master's Degree In Social Science and a Doctor of Philosophy Degree (PhD) from the University of Birmingham, England.



Amir Mirza
Head of Cash Management

Indonesian citizen, 45 years of age. Started his banking career and held senior positions at Deutsche Bank AG Jakarta, before finally joining Bank CIMB Niaga in November 2009. He holds a Bachelor's Degree in Industrial Engineering from Bandung Institute of Technology.



Agus Wicaksono
Head of Corporate Client Solutions

Indonesian citizen, 43 years of age. Head of Corporate Client Solutions since April 2013. Previously served as President Director of PT Deutsche Securities Indonesia (2010-2013) (an affiliation of Deutsche Bank), Director of PT Standard Chartered Securities Indonesia from 2004 to 2010 (an affiliation of Standard Chartered Bank), Vice President of Investment Banking at PT Trimegah Securities Tbk (2000-2004), Chief Accountant at PT Dowell Anadrill Schlumberger (1999-2000) and Financial Analyst at PT Astra International Tbk (1997- 1999). He obtained a Bachelor's Degree in Accounting from the Faculty of Economy of the University of Indonesia in 1997.



Andrew Suhandinata
Deputy Chief of Transaction Banking

Indonesian citizen, 47 years of age. Joined Bank CIMB Niaga in May 2016. Started his career, holding various senior positions at HSBC Bank, OCBC NISP, with his last position being at Maybank Indonesia as Executive Vice President of Transaction Banking. He holds a Master of Science in Business Administration Degree from the California State Polytechnic University, USA.



Albert Suhandinata
Head of Consumer Banking Operations

Indonesian citizen, 41 years of age. Serves as Head of Consumer Banking Operations at CIMB Niaga. He previously worked at Citibank for 6 years, Bank Barclays Indonesia for 2 years, Commonwealth Bank for 2.5 years, ICBC for 2.5 years, and Bank Ganesha as Director of IT and Operations for 1.5 years.

He holds a Bachelor's Degree in Finance from California State Polytechnic University, Pomona and an MBA from Loyola Marymount University



Ang Lennywaty
Head of Talent Acquisition, Organization Development & Employee Relations

Indonesian citizen, Head of Human Resources Business Partner & Employee Engagement at CIMB Niaga since September 2016.

Previous positions include Human Capital Business Partner Head at PT Bank Mega, Business Human Capital Head at PT Bank International Indonesia and Human Resources Business Partner at PT CIMB Niaga Tbk. In addition, she has experience in non-banking companies, such as PT Parastar Echorindo and PT Dexa Medica.

She holds a Bachelor's Degree in Psychology from the Maranatha Christian University, Indonesia



SENIOR EXECUTIVES PROFILES



Antonius Sukriswanto
Head of Anti Fraud Management

Indonesian citizen, 55 years of age. Head of Anti Fraud Management at CIMB Niaga since 2011. Has extensive experience in operations, audit, and operational risk management, and during the period 2008 - 2011 served as Head of Operational Risk Management at OCBC NISP, Barclays Indonesia, and Bank Ekonomi Rahardja (HSBC Group). Holds a degree in Political Science and International Relations from Gadjah Mada University Yogyakarta, INSEAD Senior Leadership Program Singapore - France, as well as following various training programs on banking and management.



Bambang Karsono Adi
Head of Digital Banking, Branchless & Partnership

Indonesian citizen, 51 years of age. Has served as Head of Digital Banking, Branchless & Partnership at CIMB Niaga since October 2015. Specialist in the credit card business and has worked at several banks such as LippoBank, Bank Bukopin and Visa International.

Previously, he served as Head of Cards & Merchant Business at CIMB Niaga from September 2012.

He graduated from the Faculty of Economics, majoring in Marketing Management, University of Trisakti.



Arief Danardono
Head of Mikro Linkage

Indonesian citizen, 54 years of age. Has served as Head of Mikro Linkage since October 2014. Previously served as Deputy Head of Mikro Laju, Area Manager of SME, ARR Group Head and Branch Manager at High-End Commercial Banking.

He holds a Bachelor's Degree from the Economic Faculty at Diponegoro University and Master of Management Degree from Gajah Mada University.



Banyon Anantoseno
Head of Consumer Collection and Recovery

Indonesian citizen, 51 years of age. Head of Consumer Collection and Recovery at CIMB Niaga since September 2017.

He previously held the position of Group Head of Unsecured Collection at CIMB Niaga, Executive Vice President of Card & Loan Processing, Fraud and Collection at Bank Mega, Senior Vice President of Micro Collection at Bank Danamon, Vice President of Collection of HSBC, and Assistant Vice President of Credit Operation at Citibank.

He holds a Bachelor degree in Economics Management from Airlangga University, Surabaya.



Aulia Mochtar
Head of Money Market & Funding - Treasury

Indonesian citizen, 52 years of age. Has worked at Bank CIMB Niaga since 2006 as Head of Trading Desk and became Funding & Gapping Group Head in 2009. He began his banking career in several domestic and Japanese banks.

He holds a Bachelor's Degree in Computer Science from Embry Riddle Aeronautical University, Daytona Beach - Florida USA



Bayu Presetyanto
Head of Up Country Branch Operations

Indonesian citizen, 47 years of age. Head of Up Country Branch Operations at CIMB Niaga. Previously, he served at Standard Chartered Bank for more than 15 years in Operations with his last position as Head of Core Banking, Lending & Liabilities Operations.

He holds a Bachelor of Science from the University of Indonesia, Jakarta.





Budiman Tanjung
Head of Retail Banking Product

An Indonesian citizen, with a career of more than 20 years in the banking industry. Currently, he has been serving as the Head of Retail Banking Product at CIMB Niaga since October 2015.

Previously, he served as the Head of Consumer Banking at PT Bank DBS Indonesia (2005-2009).

He earned his Bachelor's Degree in Business & Administration from the University of Bath, England in 1996.



Dajani
Head of SME I (Jakarta)

Indonesian citizen, 48 years of age Head of SME1 at CIMB Niaga since September 2016. Previously, he was Area Manager of SME Jakarta-4 at CIMB Niaga.

Started her career in 1995 as an Account Officer at Bank Dagang Nasional Indonesia, Tanah Abang branch, Bank Mashill Utama, Glodok branch, and as Marketing Manager, Jakarta – Region to the Commercial Business Head of Jabodetabek1 at Bank OCBC NISP until December, 2014.

She holds a Bachelor's Degree in Science, - Physics from the Faculty of Science - University of Diponegoro, Semarang.



C. Ninik Martini
Head of Jateng Commercial Banking

Indonesian citizen, 51 years of age. Head of Commercial Banking for Central Java. Joined CIMB Niaga in 1989 through the Executive Education Program after earning a Bachelor's Degree in Accounting from Parahyangan University Bandung.

She has attended Leadership Programs from INSEAD in Fontainebleau and Singapore, earned BSMR Commercial Loan/Business Certification from Omega.



Daniel Hutapea
Head of Treasury Risk Analytics & RCU

Indonesian citizen, 46 years of age. He has served as Head of Treasury Risk Analytics & RCU since 2017. Started his banking career as an Account Officer at Bank Niaga in 1997 and most recently worked as Relationship Manager of Financial Institutions from 2000 to 2008. Has served as Credit & Risk Analytics Head at CIMB Niaga since 2008. He obtained a Bachelor's Degree in Accounting/ Economics from Padjajaran University, Bandung in 1995.



Chialmi Dialdestoro Rosalim
Head of Structured Finance and Syndication

Indonesian citizen, 45 years of age. Head of Structured Finance and Syndication at CIMB Niaga since December 2017. Has followed a career for more than 21 years in the corporate and investment banking sector in Asia, Europe, and the Middle East.

He began his career as Management Associate at Citigroup Indonesia in 1996. Held several key positions, including Citigroup Indonesia as Senior Remedial Officer in the Division of Institutional Remedial Management and as Head of Local Corporate Unit in the Corporate and Investment Banking division, as well as at Citigroup Switzerland as Senior Banker in the Global Corporate and Investment Banking division.



In 2006, he joined the Samba Financial Group in London, United Kingdom with his last position being Co-Head of Corporate and Private Banking Group. In 2010, he joined the Qatar National Bank head office in Doha, Qatar as Global Relationship Manager in the Corporate and Investment Banking division with sector specialties covering Large Corporations, Oil and Gas, Telecommunication, Contracting, and Real Estate.

He holds a Master's Degree in Professional Accounting with Honors from The University of Texas at Austin and a Bachelor of Science in Accounting and Finance Degree with Honors from Oklahoma State University.



SENIOR EXECUTIVES PROFILES



Diah Rachma Paramaiswari
Head of Syariah Consumer & Business Management

Indonesian Citizen, 52 years of age. Has served as CIMB Niaga Head of Performance & Sales Management – S&D since 2009. Previously served as Head of Sales & Distribution II, being responsible for all branches in Sumatra and Java (2010 –2013). Project Manager for the 1Platform Pre Implementation (2013), Head of SMME Business Development (2014), Communication, Change Management & Business Case Stream Lead for the 1 Platform Implementation (2014 –2016), Head of Sharia Consumer & Product Development – Sharia Banking (2016 –present). She obtained her Bachelor's Degree in Accountancy from University of Airlangga, Surabaya, Indonesia in 1988.



Entin Rostini
Head of Anti Money Laundering (AML)

Indonesian citizen, 53 years of age. Head of Anti-Money Laundering (AML) at CIMB Niaga since December 2016.

Started her career, and served in different positions at Bank Internasional Indonesia, Compliance Head of Bank Chinatrust Indonesia, and AML Head of Bank Danamon Indonesia.

She holds a Bachelor's Degree in Economics, majoring in Accounting from Padjadjaran University in Bandung and Master of Finance Degree from the University of Gajah Mada in Yogyakarta.



Djojo Boentoro
Head of Consumer Credit Risk

Indonesian citizen, 52 years of age. Head of Consumer Credit Risk since September 2017.

He previously served as Head of Consumer Finance at Maybank Indonesia, Member Relation Director at MasterCard International Inc., Indonesia, Wealth Director at PT. AXA Financial Indonesia, and various positions at Bank Internasional Indonesia.

He has more than 24 years of work experience in the banking industry. He obtained a Bachelor's Degree in Civil Engineering from Parahyangan University, Bandung in 1989.



Faisal Tambayong
Head of Commercial Banking I – Jakarta, Jawa Barat, Indonesia Timur

Indonesian citizen, 53 years of age. Has served as Head of Commercial Banking I, and previously as Head of Business Products and Strategic Development since January 2013 and has held senior positions at ABN AMRO and ANZ Indonesia as Head of Business Banking.

He obtained his Law Degree from the University of Sebelas Maret, Solo, Indonesia and was enrolled in the Bank Niaga Executive Education Program in 1990.



Edianto Lim
Head of SME II & III

Indonesian Citizen, 55 years of age. Has served as Head of SME III at CIMB Niaga since June 2014 and concurrently as Head of SME II since August 2016. He previously served as Sumatra SME Area Manager.

He obtained a Bachelor's Degree from Dharma Agung University, Medan, Indonesia in 1986.



Ferdinand Renaldi Wawolumaya
Head of Trading & Structuring

Indonesian citizen, 37 years of age. Head of Trading & Structuring at CIMB Niaga since October 2015. He has had experience in the field of Treasury since 2004.

He holds a Bachelor of Science degree from the National University of Singapore.



Furiyanto
Head of Securities Services

Indonesian citizen, 50 years of age. Head of Securities Services at CIMB Niaga since September 2016. He started his career at CIMB Niaga in 1991, and joined IBRA prior to rejoining CIMB Niaga in 2003.

He holds a Bachelor's Degree in Mathematics from the University of Gajah Mada and a Master's Degree in Financial Management from one of the state universities in Indonesia.



Helen Maris
Head of Business Planning and Network Management - Consumer Banking

Indonesian citizen. Head of Business Planning and Network Management - Consumer Banking at CIMB Niaga since July 2016.

Started her career as Management Associate at Citibank Indonesia, and was subsequently rotated across various countries, holding various positions as Financial Planning and Analysis Head, Consumer Bank HR Generalist Head, and Chief of Staff.

She holds a Bachelor's Degree in Business and Master of Business in Finance Degree from the University of Technology, Sydney, Australia



Hanny Librata
Head of Commercial and Wholesale Funding

Indonesian citizen, 51 years of age. Has served as Head of Commercial and Wholesale Funding at CIMB Niaga since January 2016, covering Jakarta, Sumatra, Kalimantan, West Java, Central Java, East Java, and Eastern Indonesia.

Previously served as Head of Sales and Distribution II under Consumer Banking from June 2013 to December 2015.



Henry Budiarto
Head of Learning & Development

Indonesian citizen, 41 years of age. Has served as Head of Learning & Development since 2015. He joined CIMB Niaga in 2010 and has held various senior positions in Human Resources.

Previously he worked at a variety of well-known organizations, such as Bank International Indonesia, PT Asuransi AIG Life, PT Kalbe Farma Tbk, and lastly as Head of Talent & Organization Development at HSBC Indonesia (2008 – 2010).

He obtained a Bachelor's Degree (Computer Science) from Bina Nusantara University in 1999, and attended the Accelerated Univesal Banker program at Nanyang Technological University, Singapore



Hartanto Kurniawan
Head of Commercial Business Credit

Indonesian citizen. Joined Bank CIMB Niaga in September 2017. Prior to joining CIMB Niaga, he served as Group Head of Credit Control & Supervision at Bank Mandiri and Head of Credit Approval at Maybank Indonesia.

He started his career in the field of financial institution and banking in 1994. He has experience in Commercial Banking, Corporate Banking, and Loan Workout. He has also held various positions in several financial institutions/ banks, such as ORIX Indonesia Finance, Indonesian Bank Restructuring Agency, International Finance Corporation/ - World Bank, Bank Central Asia, and Bank Permata.

He holds a Master's Degree in Management from PPM Management - Jakarta, and a Bachelor's Degree in Mechanical Engineering from Brawijaya University - Malang, East Java.



Henry Sawali
Head of Commercial & MSME Banking Credit

Indonesian citizen, 49 years of age. Head of Commercial & MSME Banking Credit at CIMB Niaga since February 2017. Previously served in Bank LTBC Central Asia, Bank ANZ Indonesia, Bank Permata, Bank Danamon, and most recently at Bank OCBC NISP as Head of Corporate Banking Credit. He is a Bachelor of Science graduate, Faculty of Finance from the California State University of Fresno, United States.





SENIOR EXECUTIVES PROFILES



Humilo Felona Ronitua
Head of Risk and Control Unit, Consumer
Banking

Indonesian citizen, 39 years of age. Head of Risk and Control Unit, Consumer Banking at CIMB Niaga since 15 August 2016.

Started her career, and held various positions at Ernst & Young, Standard Chartered Bank, PT Bank Barclays Indonesia, and PT Bank Permata Tbk.

She holds a Bachelor's Degree in Economics and Accounting (SE Ak) from the Faculty of Economics, University of Indonesia.



Josephine Mercy Ari Priamsari
Head of Wholesale Banking Operations
& Shared Services Center

Indonesian citizen. Currently serves as the Head of Wholesale Banking Operations & Shared Services Center. Joined CIMB Niaga in September 2011.

She previously served as Head of Central Processing Center at Bank Internasional Indonesia from 2005 to 2011, and worked at Citigroup Indonesia from 1997 to 2005, with her last position as Head of Corporate Payment Operations.



Jeffrey Bob Karman
Head of Corporate Business Credit

Indonesian citizen, 57 years of age. He joined CIMB Niaga in October 2013 and has 27 years of professional experience. He held several key positions at various banks and financial institutions, such as Standard Chartered Bank, ABN AMRO Bank N.V., Sucorinvest Gani, and Bank OCBC NISP.

He earned his Bachelor of Science Degree, majoring in Business Administration - Finance from the University of San Francisco and a Master's Degree in Management - International Management from Prasetya Mulya Management Institute.



Julius Wiantara
Head of Operational Risk Management
(ORM)

Indonesian citizen, 52 years of age. Has worked with CIMB Niaga since 2015 as Head of Operational Risk Management (ORM).

Previously served at Citibank N.A. Indonesia as Head of ORM (2012 - 2014), Bank DBS Indonesia as Head of ORM (2007 - 2011) and Head of Internal Audit (1999 - 2007), as well as in several banks as Head of Internal Audit.



Joni Raini
Head of HR Business Partner, Rewards
& Services

Indonesian citizen, 38 years of age. Has served as the Head of HR Business Partner, Reward & Services at CIMB Niaga since 2017, Head of HR Rewards, Performance & Services since 2014 and Head of Rewards & Performance since 2013. He also served as Talent & Leadership Development Group Head since 2011. Previously, he served as Head of Human Resources at Bank Barclays Indonesia and prior to that, he was Head of HR Management & Services and Head of Learning & Development at Bank UOB Buana. He obtained his Bachelor's Degree in Economics from Tarumanagara University and a Master's Degree from Pelita Harapan University, and an Executive MBA Degree from Peking University, China.



Lena
Head of LWO for Commercial Banking
(Comba) & MSME

Indonesian citizen, 50 years of age. Has served as Head of LWO for Commercial Banking (Comba) & MSME (formerly ARR) of CIMB Niaga since July 2015. She started her career at Bank Permata (formerly Bank Bali), from 1991-2010, with her latest position as Head of Special Asset Management. Prior to joining CIMB Niaga, she was Head of Special Asset Management at Bank UOB Indonesia (2010-2015). She graduated with a Bachelor Degree from the University of Atma Jaya Yogyakarta in 1991.





Liston Siahaan
Head of Compliance Management

Indonesian citizen, 50 years of age. He has currently served as Head of Compliance Management at CIMB Niaga since October 2013.

Previously he served as Chief of the Division of Risk Management Group of Bank Niaga and worked at the National Bank Restructuring Agency (BPPN) and PT Pefindo.

He obtained his Bachelor's Degree from Bandung Institute of Technology in 1992 and Master of Management Degree from Prasetya Mulya Business School, Jakarta



Miranty Supardi
Head of Corporate Banking I

Indonesian citizen. Has served as Head of Corporate Banking Division I CIMB Niaga overseeing the Property, Regional Corporate and Multinational division since August 2014.

Previously, she worked at Citibank New York and Hong Kong with her last position as Senior Vice President for the Corporate and Investment Banking division at Citibank Indonesia.

She holds a Bachelor's Degree in Business Administration from the University of Wisconsin Madison, USA and a Master's Degree in Business Administration from Cornell University, USA.



Lukito Adisubrata
Head of Non Branch Channel

Indonesian citizen, 42 years of age. Has served as Head of Non Branch Channel of CIMB Niaga since April 2011.

Previously he occupied senior positions in Bank Permata, Lippo Bank, and Citibank N.A.

He obtained a Bachelor's Degree from Tarumanagara University in 1997



Mulyawan Gani
Head of Strategy and Investor Relations

Indonesia citizen, 40 years of age. He has served as Head of Strategy and Investor Relations of CIMB Niaga since 2016.

He has 10 years of experience working in the United States before coming back to Indonesia in 2008. He worked at the Boston Consulting Group for two years as a Consultant in the Jakarta Office, and 6 years in Sinarmas Land as Managing Director, and in GRAB as Two Wheel Head.

He earned an MBA degree from Chicago Booth School of Business, University of Chicago, a MSc degree from DePaul University, and a Bachelor's degree in Business Administration from the University of Wisconsin, USA. He holds several certifications in accounting and finance.



Michael Gerald Jusanti
Head of Commercial Banking

Indonesian citizen. Joined Bank CIMB Niaga in June 2016. Prior to joining CIMB Niaga, he served as Chief Representative Officer at ING Bank N.V.

Started his banking career in 2003. He has experience in Commercial, Corporate and Investment Banking. He also served in various senior positions in a number of banks, such as ABN Amro NV, OCBC NISP, and Rabobank.

Graduated with a Master's Degree in Business Administration (MBA) from Eastern Illinois University, USA and Bachelor's Degree in Business Administration (BBA) from Benedictine University, USA.



Noviady Wahyudi
Head of Segment, Decision Management and Customer Experience

Indonesian citizen, 45 years of age. Joined CIMB in 2011. Previously, was a senior partner in a consulting firm and started his career with Citibank.

Graduated from the University of Indonesia, obtained an MBA Degree from the National University of Singapore and attended the Executive Leadership Program at INSEAD business school.

In charge of preferred banking, payroll, student and community segment. By also in charge of the analytics unit (Decision Management), he is expected to increase cross-selling and customer product ownership. He is also responsible for end-to-end customer experience, business process re-engineering, and contact center.





SENIOR EXECUTIVES PROFILES



Ratri Setyorini
Head of Business Banking Risk Control Unit

Indonesian citizen. Has served as Head of the Business Banking Risk Control Unit since January 2017. Started her career as a Management Associate at Citibank in September 2001 with her last position, prior to joining Bank CIMB Niaga, as Head of Middle Office and Support of SME at Bank UOB Indonesia. Has experience working at Standard Chartered Bank Japan and also experience as guest auditor at various overseas branches of Standard Chartered Bank, such as Pakistan, Bangladesh, India, and Malaysia. Has more than 10 years' experience in the field of Operational Risk, both for retail and non-retail banking.

She holds a Master's Degree in E-Business Management from the International University of Japan (IUJ) and a Bachelor's degree in Civil Engineering from Bandung Institute of Technology (ITB).



Riboet Budiono
Head of Corporate Banking – SOE, Infrastructure & Energy

Indonesian citizen. Joined CIMB Niaga in April 2016 as Head of Corporate Banking – SOE, Infrastructure & Energy. Previously, he worked at Standard Chartered Bank as the Director of Corporate & Institutional Client. Started his career at Societe Generale Leasing and VP of Business Development at GE Capital SE Asia in Singapore.



Retno Hestiati
Head of Non Retail Credit Administration, Checking & Appraisal

Indonesian citizen, . She has served as Head of Non Retail Credit Administration, Checking & Appraisal of CIMB Niaga since March 2015. She started her career at CIMB Niaga in 1990.

She holds a Bachelor's Degree in Economics from the University of Padjadjaran Bandung and a Master's degree in Management from Prasetya Mulya Business School, Jakarta.



Ria Yohanita
Head of Operational Accounting

Indonesian citizen. Has served as Head of Operational Accounting at Bank CIMB Niaga since June 2017.

She has more than 12 years of experience in the banking industry, which started as Supervisor and Assistant Manager, Finance & Accounting Department at PT ANZ Panin Bank (2004 - 2009) and continued as Head of Project & Development, Finance & Accounting Department at PT Bank UOB Indonesia (2011-2011), Head of

FTP Policy & Framework, Central Treasury Unit at PT Bank UOB Indonesia (2013 - 2016) before finally joining PT Bank CIMB Niaga as Risk Control Unit Head for the Strategy & Finance Directorate in 2016.

She holds a Bachelor's Degree in Commerce (B. Com) Finance & Financial Management Services and Master of Commerce (M. Com) Accounting & Finance from the University of New South Wales - Sydney.



Robby Mondong
Head of Sales & Distribution Jakarta Region

Indonesian citizen. Serves as Head of Sales & Distribution Jakarta Region at CIMB Niaga.

Started his career at LippoBank Los Angeles and has held several senior positions in Bank Permata, Lippo Bank, and Citibank N.A.

He earned his MBA Degree from Woodbury University, Burbank, California, USA in 1993, and obtained a BA from the National University, San Diego, California, USA in 1992



Rusdi Dahardin
Head of Syariah Business Banking

Indonesian citizen, Head of Sharia Business Banking since 2015, and has more than 25 years' experience in the banking sector.

Started his career as an employee and participated in the Officer Development Program. Since then, he has held several positions, namely as an Account Officer, Branch Manager, and Area Commercial Banking Head in Sumatra, "he" has also served as a member of the Special Asset Management Team. From 2004 to 2008, the management of CIMB Group appointed Rusdi, as the Assistant General Manager of South East Asian Bank Ltd. Mauritius and from 2008 - 2013 in Kuala Lumpur, Malaysia as an Associate Director, Strategic Management - Corporate Planning Management at the Group's Islamic Banking Division - CIMB Group.



Rudy Hutagalung
Head of Government Relations & CEO Special Staff

Indonesian Citizen, 51 years of age. Head of Government Relations & CEO Special Staff since 1 December 2016. Previously, he served as the Head of Government Relations from 1 March 2016.

He has previously served as CIMB Niaga's Corporate Secretary and also as Head of Corporate Affairs & Legal of CIMB Niaga since 1 October 2013 and Head of Legal and Litigation of CIMB Niaga (2012-2013).

Prior to joining CIMB Niaga, he served as Relationship Director - Corporate Banking, Clydesdale Bank London, United Kingdom (2010-2012), General Manager of Bank Mandiri Europe Limited, London, UK (2004-2010), and Business Analyst Head - Investor Relations Group Bank Mandiri, Jakarta (2001-2004).

He started his career in banking [1992-1999] at BankExim with various assignments in Treasury, International Banking (New York Agency) and Corporate Banking of Bank Mandiri (1999-2001).

He earned a Doctoral Degree (M&A) in Law from the American University, London, United Kingdom in 2009, a Master's Degree in Business Law from the University of Minnesota, School of Law, USA in 1999, and a Law Degree from Gadjah Mada University, Yogyakarta in 1990.



Santi Gloria Panggabean
Head of Loan Operations & Document Safekeeping, OIT Risk Control Units & Strategic Risk Analytics

Indonesian citizen, 43 years of age. Joined CIMB Niaga in June 2011 as Corporate and High End Credam Head.

She began her banking career at American Express Bank Ltd in 1997. She has also held various senior positions in Operational Risk, Credit Risk and Policy at PT Bank DBS.

She holds a Master's Degree in Business Administration from the University of Notre Dame Australia and a Bachelor's Degree in Management Economics from Satya Wacana Christian University.





Performance
Highlights



Management
Reports



Company
Profile



Management Discussion
and Analysis



Risk
Management

SENIOR EXECUTIVES PROFILES



Sari Kartika
Head of MSME Business & Product
Development

Indonesian citizen, 35 years of age. Head of MSME Business and Product Development at CIMB Niaga, since February 2015.

She previously worked at Bank Permata for 12 years in the Marketing, Product Development and Value Chain division.

She holds a Bachelor's Degree in Economics from the Catholic University of Widya Mandala, Surabaya.




Suherman Onihana
Head of Loan Workout for Corporate
Banking

Indonesian citizen, 48 years of age. Has served as Head of Loan Workout for Corporate Banking at CIMB Niaga since July 2017.

He has had experience in loan recovery since 2006 at Commonwealth Bank and lastly at HSBC as Head of Loan Management Unit since 2010.

Previously, during his 10 year career at Permata Bank and Bank Universal, he held several positions in Wholesale & Commercial Banking. He obtained a Bachelor's Degree in Economics from Tarumanagara University in 1993.



Sjarif Gunawan
Head of Treasury Sales and Marketing

Indonesian citizen, 48 years of age. He has served as Head of Global Sales & Marketing since 2015.

He previously served as Risk Advisory & Institutional Sales Group Head of CIMB Niaga from October 2011. He has had experience in the Treasury and Capital Market since 2001 at Standard Chartered Bank and Citibank and his last position was at OCBC NISP as Head of Risk Advisory Workgroup in 2009.

He obtained a double degree in Bachelor of Banking and Finance / Bachelor of Social Arts from Monash University, Australia in 1995.



Surya Kirana Sulistijo
Head of Legal / General Counsel

Indonesian citizen, 52 years of age. Head of Legal of CIMB Niaga since May 2016. Previously, he held various positions including Head of Legal at UOB Indonesia and General Legal Counsel at Bank Danamon Indonesia. He holds a Bachelor's Degree in Law from Trisakti University and a Master's Degree in Law from the University of Indonesia



Slamet Sudijono
Head of Marketing, Brand and
Communications

Indonesian citizen, 44 years of age. Head of Marketing, Brand and Communications, CIMB Niaga since June 2014.

Started his career and held various positions at Unilever Indonesia, Head of Marketing of Permata Bank and Country Marketing Head at ANZ Indonesia.

He holds a Bachelor's Degree in Mechanical Engineering from the Bandung Institute of Technology and Master of Industrial Engineering Degree from the KU Leuven, Belgium.



Tjahjadi Yapeter
Head of Wholesale Banking Credit

Indonesian citizen, 49 years of age. Head of Wholesale Banking Credit at CIMB Niaga since November 2012. Previously, he worked in Bank BCA as Head of Structured and Project Finance and at HSBC Bank as Head of Credit Approval Unit. He holds a Bachelor of Science Degree from the Faculty of Industrial Engineering and Management, Oklahoma State University, USA.



Tjhiu Fen
Head of Value Chain & Trade Product

Indonesian citizen. Has served as Head of Value Chain & Trade Product at CIMB Niaga since September 2015. Her banking career has covers end to end business segments and serves various positions, including Informal SME Business Development Head at BTPN, SME & Commercial Business Development Head at Maybank (formerly, BII), Supply Chain Head at Bank Danamon, and Enterprise Marketing Head at Lippo Bank. She earned a Bachelor of Civil Engineering Degree from the University of North Sumatra.



Vonny Irawan
Head of Trade & Cash Sales
Head of FI & NBFI*

Indonesian citizen, Head of Trade & Cash Sales and Head Of FI & NBFI at CIMB Niaga. Prior to joining CIMB Niaga, she had 25 years of experience in the area of Transaction Banking and Marketing for both Corporate and Financial Institutions, with her last position as Country Head of The Bank of New York Mellon, Jakarta Representative Office.

She holds a Bachelor's Degree in Computer Science and Master of Business Administration Degree from the University of Southern California, United States.



Tony Tardjo
Head of Sales & Distribution for Out Region

Indonesian citizen, Head of Sales & Distribution for Out Region since October 2015. Previously, he served as CIMB Niaga Head of Consumer Lending from January 2011.


Previously, he served as Head of Retail Banking, Bank Permata from 2010 to 2011 and Head of Consumer Lending Business, Barclays Bank from 2009 to 2010.

He earned his Bachelor of Science Degree in Electrical Engineering from Ohio State University, Columbus, Ohio, United States.



Wagimin
Head of Commercial Banking – (Jakarta, Sumatra, Jawa Timur)

Indonesian citizen, 50 years of age. Head of Commercial Banking, Sumatra, Jakarta and East Java since November 2014. Started his career at BCA, and held various positions at ABN AMRO/RBS (FI, Corporate Banking, Commercial Banking and Head of Global Trade & Advisory), Head of Middle Market, Standard Chartered and Head of Corporate Banking at Bank Ekonomi. He holds a Bachelor's Degree in Industrial Engineering from the University of Indonesia.



Victor Indarto
Head of Strategic Procurement & Admin
Property Management

Indonesian citizen, 40 years of age. Has served as Head of Strategic Procurement, , and Admin Property Management at CIMB Niaga since April 2016.

He previously served in various companies, including HSBC Indonesia, later joined DBS Bank Head Office in Singapore. His last position was at Deutsche Bank AG Indonesia as Head of Corporate Real Estate & Services, and Corporate Services Business Partner. He is experienced in managing procurement and regional corporate real estate portfolios including Indonesia, Singapore, Vietnam, Philippines and Bahrain.

He holds a Master of Science Degree from the National University of Singapore (NUS).



Welli Irawan
Head of Micro Finance

Indonesian citizen, 47 years of age. Head of Micro Finance at CIMB Niaga since August 2014. Previously, he served as Distribution Head at PT Bank BTPN Tbk and Regional Business Manager at PT Bank Danamon Indonesia Tbk. He holds a Bachelor's Degree in Business Law, Faculty of Law, and a Master's Degree, majoring in Marketing Management from Sriwijaya University, Palembang.





Performance
Highlights



Management
Reports



Company
Profile



Management Discussion
and Analysis



Risk
Management

SENIOR EXECUTIVES PROFILES



Wenny Ekawulan Handoyo
Head Of Finance

Indonesian citizen. She served as Head of Operational Accounting at Bank CIMB Niaga from 2 January 2014 then as Head of Finance at Bank CIMB Niaga since 12 June 2017. In addition, since 2014 she also take the role as a Director of at CIMB Niaga Pension Fund, which then appointed as President Director since June 2017. She also served as the President Commissioner of PT Niaga Manajemen Citra effective, November 2017.

She has over 20 years of experience in the banking industry, which began from Financial Control at ABN AMRO Bank, NV (1998-2005) then as Head of Finance at Bank ANZ Indonesia (2005-2009), Head of Financial Reporting at PT Bank Barclays Indonesia (2009-2010) and as Head of Finance at PT Bank UOB Indonesia (2010-2013).

She holds a Bachelor's Degree in Economics and Accounting from the University of Tarumanagara - Jakarta.



Yenny Siswanto
Head of Information Technology

Indonesian citizen. Has served as Head of Technology Infrastructure at CIMB Niaga since 2010, and currently is Head of Information Technology.

Previously she held the positions of Head of Technology Infrastructure Management at PT Maybank Bank International Indonesia and Head of Country Technology at Citibank N.A.

She earned her Bachelor of Business Degree from one of the universities in Australia in 1995.



Yulius Setiawan
Head of Risk Analytics & Infrastructure

Indonesian citizen, Yulius joined CIMB Niaga in March 2015 as Head of Risk Analytics & Infrastructure at the Directorate of Risk Management.

Previously, he held senior positions as Wholesale Credit Audit and Analytics at Bank Danamon (2006 - 2015) and at BCA (1992 - 2006).

He obtained an MBA from PSBA - Manila in 1997 and Bachelor's Degree from Institut Pertanian Bogor in 1992.



Widodo Suryadi
Head of Corporate Banking II

Indonesian citizen, 44 years of age. SEVP/ Head of Corporate Banking II at CIMB Niaga since September 2015. Previously he served as the EVP/Head of Wholesale Banking at Commonwealth Bank (2011-2015) and held various other positions at DBS, Rabobank, Citibank, and Arthur Andersen. He obtained a MBA degree from the Bandung Institute of Technology in 2009 and Bachelor of Business Administration Degree from the University of Wisconsin at Madison, USA, in 1996.





Office Network Addresses

HEAD OFFICE

Graha CIMB Niaga

Jl. Jend. Sudirman Kav. 58
Jakarta 12190
Telp. : (021) 250 5151 - 5252- 5353
Fax. : (021) 250 5205
Telex : 60876 nagaho ia,
60877 nagaho ia
Web : www.cimbniaga.com
E-mail :
corporate.secretary@cimbniaga.co.id
Telex : 60875, 60876, 60877
Swift : BNIDJA

FUNCTIONAL OFFICE OF NON-OPERATIONAL

KFNO Ambassador - Personal Loan Rusun Hunian dan Non Hunian, Mal & Apartemen Ambassador No. R 12 A, Lantai Dasar

Jl. Prof. Dr. Satrio Rt. 08 Rw. 03
Kel. Karet Kuningan, Kec. Setiabudi,
Jakarta Selatan
Telp. : (021) 5760010
Fax. : (021) 5760014

KFNO Tebet - Asset Restructuring & Recovery (ARR)

Jl. Prof. Dr. Supomo No. 47
Kel. Tebet Barat, Kec. Tebet
Jakarta Selatan
Telp. : (021) 8301016
Fax. : (021) 8309812

KFNO Tomang Tol - Call Center

Lantai 3 dan 4,
Jl. Jalur Lambat Tol No. 8,
Kel. Kedoya Selatan,
Kec. Kebon Jeruk, Jakarta Barat
Telp. : 14041
Fax. : (021) 58358375, 58358376,
58358377, 58358378

KFNO Area Jawa Timur - Human Resources (HR)

Jl. Panglima Sudirman No. 74,
Surabaya 60271
Telp. : (031) 5355461
Fax. : (031) 5355467

KFNO Plaza 3 Pondok Indah - Credit Administration & Operation Micro Finance

Plaza 3 Pondok Indah
Jl. TB Simatupang Blok C 6-7,
Kel. Pondok Pinang, Kec. Kebayoran
Lama, Jakarta Selatan 12310
Telp. : (021) 75816241
Fax. : (021) 7505131

KFNO Team Collection Personal Loan Gedung Graha Infomedia Mampang Lt. 4

Jl. Mampang Prapatan Raya Kav. 28
Mampang, Jakarta Selatan 12760
Telp. : (021) 29977333

KFNO Credit Card Collection Surabaya

Jl. Stasiun Kota No.60 A-B,
Surabaya 60161
Telp. : 031-3542080
Fax. : 031 - 3564030/40

KFNO Team Collection dan Recovery

Jl. Sultan Agung No.55 J,
Kec. Gajah Mungkur, Semarang 50232
Telp. : 024 - 8412920

KFO Energy Building - Marketing Corporate Banking Group

Energy Building Lt.18,
Jl. Jend. Sudirman Kav.52-53 lot 11A,
SCBD Jakarta Selatan 12190
Telp. : 021 - 2505252

BRANCH OFFICE

CENTRAL JAKARTA

Cikini

Jl. Cikini Raya No. 71A, Jakarta 10330
Telp. : (021) 2301005 ext 100
Fax. : (021) 2301236

Gambir

Jl. Kwitang No.17-18 Gambir
Jakarta 10110
Telp. : (021) 2300687 / 3906304
Fax. : (021) 2304961

Kebon Sirih

Jl. Kebon Sirih No.33, Jakarta 10340
Telp. : (021)2301179
Fax. : (021)2300918

Menteng

Jl. Hos Tjokroaminoto No.81,
Jakarta Pusat 10310

Menara Merdeka

Menara Merdeka GF Unit 01
Jl. Budi Kemuliaan I No.2, Kel. Gambir
Kec. Gambir Jakarta 10110
Telp. : (021) 29573895
Fax. : (021) 29573897

Citywalk

Jl. KH Mas Mansyur No. 24A Kav. 121
Jakarta Pusat 10220

Pejompongan

Jl. Penjernihan No.1 No.1A/A dan
1A/B Kel. Bendungan Hilir
Kec. Tanah Abang Jakarta Pusat 10210
Telp. : (021) 5714507 & 5714514

Sentral Senayan II Gedung Sentral Senayan II GF Unit No.201 D

Jl. Asia Afrika No.8 Senayan
Jakarta Pusat 10270
Telp. : (021) 29036707 s/d 29036709
Fax. : (021) 29036718

Plaza Sinar Mas Land

Plaza Sinar Mas Land Tower 3 GF
Jl. MH Thamrin No.51, Jakarta 10350
Telp. : (021) 3929489
Fax. : (021) 3929487

Wisma Keai

Wisma Keai, Ground Floor
Jl. Jend. Sudirman Kav. 3,
Jakarta 10220
Telp. : (021) 51000091 - 3
Fax. : (021) 51000096

Grand Indonesia

Grand Indonesia Shopping Town Lt.5
Jl. MH Thamrin No.1, Jakarta 10310

Plaza Indonesia

Jl. MH Thamrin Kav 28-30 Unit L5 #
E16A - E 17 (Plaza Indonesia Retail
Extention) Jakarta 10350
Telp. : (021) 39838270
Fax. : (021) 2303622

Wahid Hasyim

Jl. Wahid Hasyim No. 177 A-B
Jakarta 10250
Telp. : (021)3921034
Fax. : (021)3921031

Metro Tanah Abang

Banking Center Lantai 7 unit 20
Pusat Pertokoan PGMTA Jakarta 10240
Telp. : (021) 30039275 & 30039276

Pasar Tanah Abang Blok A Ps. Tanah Abang Blok A Basement 1 Los F No.87

Jl. Fachrudin, Jakarta Pusat 10250
Telp. : (021) 23571108
Fax. : (021) 23572298

Cempaka Putih 68

Jl. Letjend. Suprpto No. 68
Jakarta Pusat 10520
Telp. : (021) 4204111
Fax. : (021) 4203366



Performance
Highlights



Management
Reports



Company
Profile



Management Discussion
and Analysis



Risk
Management

OFFICE NETWORK ADDRESSES

Cempaka Mas

**Rukan Graha Cempaka Mas
No. BL A/20**

Jl. Letjend. Suprpto, Jakarta 10620
Telp. : (021) 4215960
Fax. : (021) 42885277

Gajah Mada

Jl. Gajah Mada No. 18, Jakarta 10130
Telp. : (021) 6385667
Fax. : (021) 63857612

Pecenongan

Ruko Pecenongan Raya No. 17 E

Jl. Pecenongan Raya No. 17-E
RT 003/003 Kel. Kebon Kelapa
Kec. Gambir Jakarta Pusat 10110
Telp. : (021) 3848150 ext. 106
Fax. : (021) 3848152

Hayam Wuruk

Jl. Hayam Wuruk no.2 AA - DD dan 3
A-B Jakarta 10120
Telp. : (021) 2311638
Fax. : (021) 2310489

Suryopranoto

Jl. Suryopranoto no.1 - 9 Komp. Delta
Building Blok A No. 18
Jakarta Pusat 10160
Telp. : (021) 3802829
Fax. : (021) 3840642

Jayakarta

Jl. Pangeran Jayakarta 117 Blok A6 - 7
Jakarta Pusat 10730
Telp. : (021) 6008387
Fax. : (021) 6599713

Gunung Sahari 78

Jl. Gunung Sahari Raya No. 78
Jakarta 10610
Telp. : (021) 4262630/4266464
Fax. : (021) 4263294

Pintu Air

Jl. Pintu Air Raya no. 7 Blok A2 - 3
Jakarta Pusat 10710
Telp. : (021) 3518985
Fax. : (021) 3518986

Kemayoran

Jl. Angkasa No. 20 M Kemayoran
Jakarta Pusat 10610
Telp. : (021) 4269537
Fax. : (021) 4207847

Pasar Baru

Jl. Pasar Baru no. 88
Jakarta Pusat 10710
Telp. : (021) 3805609
Fax. : (021) 3458544

Senayan City

Mall senayan city unit 6-04, lantai 6

Jl. asia afrika

Roxy Mas

Komp. Roxy Mas Blok B 1 No.4
Jl. Kh. Hasyim Ashari No.125,
Jakarta Pusat 10150

Cideng

Jl. Cideng Barat No.61 - 61A,
Jakarta 10150
Telp. : (021) 3859633
Fax. : (021) 3859638

SOUTH JAKARTA

Gatot Subroto

**Berita Satu Plaza (d/h Citra Graha)
It. Dasar**
Jl. Gatot Subroto Kav.35-36
Jakarta 12950
Telp. : (021) 5205670-90
Fax. : (021) 2522526

Bellagio

The Bellagio Boutique Mall
Kawasan Mega Kuningan Barat IX
Lt. G No. OG-10 Setiabudi
Jakarta 12950
Telp. : (021) 30066176
Fax. : (021) 30066174

Kuningan Plaza

Kuningan Plaza South Tower Suite 101
Jl. HR Rasuna Said Kav. C11-14
Jakarta Selatan 12940
Telp. : (021) 2521669
Fax. : (021) 2521974

Kota Kasablanka

Mall Kota Kasablanka LG 100
Jl Casablanca Raya Kav 88
Jakarta Selatan 12870
Telp. : (021) 29465146
Fax. : (021) 29465150

Tempo Scan

Tempo Scan Tower Lt.2
Jl. HR Rasuna Said Kav.3-4
Jakarta Selatan 12950
Telp. : (021) 5272801
Fax. : (021) 5272806

Setiabudi

Setiabudi Building II It.1 ruang 101b
Jl. HR Rasuna Said Kav. 62 Kuningan,
Jakarta 12950
Telp. : (021) - 2523236
Fax. : (021) 2522376

Wisma Metropolitan

Wisma Metropolitan II

Jl. Jend. Sudirman Kav. 29-30
Jakarta 12920
Telp. : (021) 2510584-89
Fax. : (021) 2510583

Menara Satrio

**Menara Standard Chartered
Unit GF 3-5**

Jl. Prof Dr. Satrio Kav. 164
Karet Semanggi, Setiabudi
Jakarta Selatan 12930
Telp. : (021) 2552055
Fax. : (021) 25532065

Mall Ambassador

Ruko mall ambasadior no.12 a

Jl. Satrio Rt 08/03, Jakarta 12950
Telp. : (021) 57931047-9
Fax. : (021) 57931046

Universitas Atmajaya

Kampus Atmajaya

Lt. Dasar gedung Van Lith

Jl. Jend. Sudirman No. 51
Jakarta 12930
Telp. : (021) 5708802 / 572 2224
Fax. : (021) 5722224

Ciputra World Mall

**Ciputra World Mall Ciputra World
(Lotte Avenue Shopping) Lantai 2F**

Jl. Prof. Dr. Satrio Kav. 11.
Jakarta 12940
Telp. : (021)58358375 Ext. 4058

Graha CIMB Niaga

Graha CIMB Niaga

Jl. Jend. Sudirman Kav. 58
Jakarta Selatan 12190
Telp. : (021) 2505050
Fax. : (021) 2505458

Graha CIMB Niaga

Graha CIMB Niaga

Jl. Jend. Sudirman Kav. 58
Jakarta Selatan 12190

Mall Ratu Plaza

Mall Ratu Plaza

Jl. Jend. Sudirman Kav 9.
Lt. Ground Unit G, Jakarta 12190
Telp. : (021)58358375 Ext.3990

Stock Exchange Building

Gd. BEJ Tower 2 GF Suite G 03-04

Jl. Jend. Sudirman Kav.52-53
Jakarta 12190
Telp. : (021) 5151231
Fax. : (021) 5151235





Supporting Business
Review



Corporate Governance
Report



Corporate Social
Responsibility



Others
Corporate Data



Consolidated
Financial Report

BEJ

Gd. BEJ Tower 2 GF Suite G 03-04
Jl. Jend. Sudirman Kav.52-53
Jakarta 12190

Pacific Place

Mall Pacific Place Lt.3 unit 3-21SCBD
Jl. Jend Sudirman Kav.52-53
Jakarta 12920
Telp. : (021) 57973266/3447/3609
Fax. : (021) 57973849

Palmerah Barat

Jl. Palmerah Barat No.32 G
Jakarta Barat 12210
Telp. : (021) 5362825
Fax. : (021) 5362822

Bintaro Sektor I

Jl. Bintaro Raya Blok E 15-16
Bintaro Jaya Sektor I, Jakarta 12320
Telp. : (021) 73880088
Fax. : (021) 73881688

Pondok Indah Icon

Pondok Indah Office Park Gedung A
Unit GF 01 & 101
Jl. Metro Pondok Indah Sektor 3
Pondok Indah - Jakarta Selatan 12310
Telp. : (021) 75904899
Fax. : (021) 75904898

Metro Pondok Indah

Jl. Metro Duta Niaga Pondok Indah
Plaza I Blok II UA Kav. 67-69
Jakarta 12310
Telp. : (021) 7503541 ext 100
Fax. : (021) 7513915

Sentraya

Menara Sentraya,
Jl. Iskandarsyah II No.2,
Kebayoran Baru, Jakarta 12160
Telp. : (021) 2700555
Fax. : (021) 2700207

Permata Hijau

Jl. Komp.Permata Hijau Blok D No. 30
RT 15/RW 12, Jakarta Selatan 12210
Telp. : (021) 5302315
Fax. : (021) 5302314

Wolter Monginsidi

Jl. Wolter Monginsidi No.88 J
Jakarta Selatan 12000
Telp. : (021) 2702823-24
Fax. : (021) 7236369

Fatmawati 20

Jl. RS. Fatmawati No. 20 RT.001/03
Kel. Cipete Selatan Kec. Cilandak
Jakarta Selatan 12410
Telp. : (021) 7656523
Fax. : (021) 7504812

Arcadia Simatupang

Perkantoran Hijau Arcadia Tower E
Ground Floor
Jl. TB Simatupang Kav. 88
Jakarta 12520
Telp. : (021) 78837663
Fax. : (021) 78837721

Duta Mas Fatmawati

Komp. Pertokoan Duta Mas Fatmawati
Blok B1 No.3

Kemang Raya 1

Jl. Kemang Raya No. 1 Bangka
Mampang Prapatan, Jakarta 12730
Telp. : (021) 7199272 / 7199279
Fax. : (021) 7199259

Kemang Raya 47

Jl. Kemang Raya No. 47-D
Jakarta 12730
Telp. : (021) 7199812 / 7199837
Fax. : (021) 7199732

Melawai

Jl. Melawai Raya No. 50,
Jakarta 12130
Telp. : (021) 2700250
Fax. : (021) 2700248

Panglima Polim

Jl. Panglima Polim Raya No.81,
Kebayoran Baru

Tebet

Jl. Prof. Dr. Supomo SH No. 15 A
Kec. Tebet Kel. Tebet Barat
Jakarta Selatan 12810
Telp. : (021) 8301774 ext 1333
Fax. : (021) 8299032

Lapangan Roos

Jl. Lapangan Ros Raya II No.8
Kec. Tebet Kel. Tebet Timur
RT 005/RW 01, Jakarta Selatan 12820
Telp. : (021) 8293751-7
Fax. : (021) 8293758

Mugi Griya

Gd. Mugi Griya Lantai Dasar R. 101
Jl. MT. Haryono Kav. 10
Jakarta Selatan 12810
Telp. : (021) 83792322-26
Fax. : (021) 83792320

Warung Buncit

Jl. Mampang Prapatan No.101
Jakarta 12790
Telp. : (021) 7940250
Fax. : (021) 7989260

Graha Mampang

Jl. Buncit Raya No. 100
Jakarta Selatan 12790
Telp. : (021) 7982170
Fax. : (021) 7970551

Pasar Minggu

Jl. Pasar Minggu KM.19 No.98 C
Jakarta Selatan 12510
Telp. : (021) 7946220
Fax. : (021) 7946218

Wisma Pondok Indah

Wisma Pondok Indah I
Lt. Dasar suite G01
Jl. Sultan Iskandar Muda Kav. V - TA
Pondok Indah, Jakarta Selatan 12310
Telp. : (021) 7697101
Fax. : (021) 7697109

Sultan Iskandar Muda

Jl. Sultan Iskandarmuda No.35 F
Jakarta Selatan 12240
Telp. : (021) 72787656
Fax. : (021) 72787663

Pondok Indah Plaza 3

Pondok Indah Plaza 3 Komp.
Pertokoan Pondok Indah Plaza 3
Blok C 6-7
Jl. Tb Simatupang

Mall Gandaria City

Mall Gandaria City, Lt. Lg, Unit L-52d
Jl. Sultan Iskandar Muda
Kebayoran Lama Utara
Jakarta Selatan 12240

PIM 2

Mall Pondok Indah 2 GF unit No.
G33D
Jl. Metro Pondok Indah Jakarta 12310
Telp. : (021) 75920456
Fax. : (021) 75920460

WEST JAKARTA

Wisma Slipi

Gedung Wisma Slipi Lt.1
Jl. Letjend. S. Parman Kav.12
Jakarta Barat 11480
Telp. : (021) 5486103-06
Fax. : (021) 5486109

Jembatan Lima

Jl. KH. M. Mansyur 79 - 79A
Jakarta 11250
Telp. : (021) 63851871
Fax. : (021) 6348435



Performance
Highlights



Management
Reports



Company
Profile



Management Discussion
and Analysis



Risk
Management

OFFICE NETWORK ADDRESSES

Kota

Jl. Kopi No.12, Jakarta Barat 11230
Telp. : (021) 6900357/58
Fax. : (021) 6900211/12

Mangga Besar

Jl. Mangga Besar Raya No. 84
Jakarta Barat 11180
Telp. : (021) 2601876
Fax. : (021)2601874

Lokasari

Jl. Mangga Besar Raya 81
Komp. THR Lokasari Plaza Blok B 53
Jakarta Barat 11180
Telp. : (021) 2601694
Fax. : (021)2601726

Taman Palem

Perumahan Taman Palem Lestari
Blok D1 No.2 Kec. Cengkareng
Kelurahan Cengkareng Barat
Jakarta Barat 11730
Telp. : (021) 55962942 / 49
Fax. : (021) 55962949

City Resort

Jl. Lingkar Luar Kamal Raya
Komp. City Resort Residences
Blok D No.2 Kel. Cengkareng Timur
Kec. Cengkareng, Jakarta 11730
Telp. : (021) 56955601-04
Fax. : (021) 56955653

Pintu Kecil

Jl. Pintu Kecil no. 28 - 29
Jakarta Barat 11230
Telp. : (021) 6909223
Fax. : (021) 6911212/2459

Sawah Besar

Jl. S. Wiryopranoto no. 9
Jakarta Barat 11160
Telp. : (021) 6009422
Fax. : (021) 2601545

Lindeteves Trade Center

**Gedung Lindeteves Trade Center Gf-2,
Blok Ra 38&39,**
Jl. Hayam Wuruk no.127

Karang Anyar

Jl. Karang Anyar no. 55 Blok A1 12A
Jakarta Pusat 11740
Telp. : (021) 6261259
Fax. : (021) 6591917

Taman Sari

Jl. Kebon Jeruk III No. 39 A Maphar
Jakarta Barat 11150
Telp. : (021) 6266278
Fax. : (021) 6008606

Central Park

**Ruko Garden Shopping Arcade
Blok C 9 AH.**
Jl. S. Parman Kav.25 Jakarta 11470
Telp. : (021) 29208989
Fax. : (021) 29208990/91

Mall Taman Anggrek

Mal Taman Anggrek GF LOT VII
Jl. S. Parman Kav.21
Jakarta Barat 11470
Telp. : (021) 5639055
Fax. : (021) 5639077

Tanjung Duren

Jl. Tanjung Duren Raya no.129
Jakarta Barat 11470
Telp. : (021) 56968507
Fax. : (021) 56942893

Central Park Mall

Central Park Mall GF Unit L-218
Jl. S. Parman Kav. 28, Jakarta 11470
Telp. : (021) 56985338-40
Fax. : (021) 56985337

Daan Mogot

Jl. Daan Mogot No.95 C
Kec. Kebon Jeruk Kel. Duri
Jakarta Barat 11510
Telp. : (021) 5664537
Fax. : (021) 5604070

Jelambar

Jl. Jelambar Baru Raya No.6E
Kec. Grogol Petamburan
Kel. Jelambar Baru
Jakarta Barat 11460
Telp. : (021) 5600532
Fax. : (021) 5600441

Green Ville

Komp. Green Ville Blok AX No.16
Jakarta Barat 11510
Telp. : (021) 5644656
Fax. : (021) 5644657

Citra Garden 1

Perum Citra Garden I Blok I 1 No.15
Kalideres, Jakarta Barat 11840
Telp. : (021) 5417871 - 72
Fax. : (021) 6199827

Kebon Jeruk Intercon

Komp. Intercon Plaza Blok F 12 - 12A
Jl. Meruya Ilir, Jakarta Barat 11630
Telp. : (021) 5306725
Fax. : (021) 5845570

Puri Botanical Garden

Puri Botanical Garden Blok H7 No.29
Jl. Joglo Raya Jakarta Barat 11640
Telp. : (021) 58906390
Fax. : (021) 58906391

BluGreen

Gedung The Bluegreen,
Jl. Lingkar Luar Barat Kav. 88
Puri Indah, Jakarta Barat 11740
Telp. : (021) 29071145
Fax. : (021) 29071147

Graha Kencana

Ruko Graha Kencana Blok BF
Jl. Perjuangan Raya no. 88
Kebon Jeruk, Jakarta Barat 11530
Telp. : (021) 5362001
Fax. : (021) 5332446

Taman Duta Mas

Taman Duta Mas Blok D9AJI
Pangeran Tubagus Angke
Kel. Jelambar Baru
Kec. Grogol Petamburan
Jakarta 11460
Telp. : (021) 56974428
Fax. : (021) 56974428

Tomang Raya

Gedung Rabana Lt.Dasar & 1
Jl. Tomang Raya No.48 A
Jakarta Barat 11430
Telp. : (021) 5669801
Fax. : (021) 5671588/95

Tomang Tol

Jl. Taman Kedoya Baru No.8
Kedoya Selatan, Jakarta Barat 11520
Telp. : (021) 5819757
Fax. : (021) 5819743

Green Garden

Komp. Ruko Green Garden
Blok I-9 no.11, Kec. Kebon Jeruk
Kel. Kedoya Utara, Jakarta Barat 11520
Telp. : (021) 581717
Fax. : (021) 5812866

Puri Indah

Komp. Ruko Sentra Niaga Puri Indah
Blok T1 No.26 - 27, Jakarta Barat 11610
Telp. : (021) 58357735
Fax. : (021) 58357502

Pasar Puri

Ruko Pasar Puri Blok A No. 9
Jl. Puri Indah Raya, Jakarta 11610
Telp. : (021) 58304751
Fax. : (021) 5803359

NORTH JAKARTA

Kelapa Gading TN

Jl. Bulevard Raya Blok TN II No. 1-4
Kelapa Gading, Jakarta Utara 14240
Telp. : (021) 4520212
Fax. : (021) 4532722/3



Supporting Business
Review



Corporate Governance
Report



Corporate Social
Responsibility



Others
Corporate Data



Consolidated
Financial Report

Mall Kelapa Gading

Mal Kelapa Gading 1 Unit G-178
Kelapa Gading, Jakarta Utara 14240
Telp. : (021) 4529695
Fax. : (021) 4530691

Kelapa Gading LB

Jl. Boulevard Raya LB 3 No. 34-36
Kelapa Gading 14240
Telp. : (021) 4500195 ext 100
Fax. : (021) 4502365

Bukit Gading Indah

Jl. Bukit Gading Raya Blok G/28
Kelapa Gading Barat
Jakarta Utara 14240
Telp. : (021) 4516239
Fax. : (021) 4516227

Kelapa Gading Boulevard Barat

Jl. Boulevard Barat Raya Blok LC 6
No. 41 Kelapa Gading
Jakarta Utara 14240
Telp. : (021) 4516753
Fax. : (021) 4525165

Mal Artha Gading

Jl. Artha Gading Selatan No. 1
Lantai UG, Kel. Kelapa Gading Barat
Kec. Kelapa Gading
Jakarta Utara 14240

Sunter

Jl. Sunter Paradise Blok F 20 No. 1-2
Sunter, Jakarta Utara 14350
Telp. : (021) 6459984
Fax. : (021) 64711499

Griya Inti Sunter

Perumahan Griya Inti Sentosa Blok A1 Kav. 21

Jl. Griya Utama Sunter No.14
Kel. Sunter Agung
Kec. Tanjung Priok
Jakarta Utara 14350
Telp. : (021) 6406144
Fax. : (021) 6406143

Tanjung Priok

Jl. Enggano Blok C Kav.11-1
Kel. Tanjung Priok
Kec. Tanjung Priok
Jakarta Utara 14320
Telp. : (021) 43925292-98
Fax. : (021) 43925299

Marunda

Blok C 2 Unit Usaha Kawasan Marunda

Jl. Lampung No. 1 Cilincing
Kawasan Berikat Nusantara
Marunda, Jakarta Utara 14120
Telp. : (021) 4416528
Fax. : (021) 4416530

Jembatan Dua

Kompleks Robinson-Jembatan Dua
Jl. Jembatan Dua Raya Blok BJ - BL
No.82, Jakarta Utara 14450
Telp. : (021) 6603993
Fax. : (021) 6610928

Permata Kota

Kompleks Ruko Permata Kota
Jl. Pangeran Tubagus Angke
No.170, Blok A No.3
Jakarta Utara 14450
Telp. : (021) 66674602-606
Fax. : (021) 66674607

Gunung Sahari 42

Jl. Gunung Sahari Raya No. 42E
Jakarta Pusat 14410
Telp. : (021) 6265460
Fax. : (021) 6260908

Ancol

Jl. Lodan Raya no.1 AM, Ancol Barat
Jakarta Barat 14430
Telp. : (021) 6900370-5
Fax. : (021) 69003705

Mangga Dua Rutex

Ruko Textile Blok C6 no. 3

Jl. Arteri Mangga Dua
Jakarta Utara 14430
Telp. : (021) 6011456
Fax. : (021) 6011452

Mangga Dua Pasar Pagi

Ps. Pagi Lt. 3 Blok D No. 3

Jl. Mangga Dua Raya
Jakarta Utara 14430
Telp. : (021) 6599395
Fax. : (021) 6599402

Muara Karang

Jl. Muara Karang Raya No.35-37
Jakarta Utara 14450
Telp. : (021) 6610961
Fax. : (021)6610662

Pantai Indah Kapuk

Rukan Exclusive Bukit Golf
Mediterrania Blok A No.30
Kec. Penjaringan, Kel. Kamal Muara
Pantai Indah Kapuk
Jakarta Utara 14460
Telp. : (021) 55966094
Fax. : (021) 5596 6134

Pluit Village

Mega Mal Pluit Ruko No.24

Jl. Pluit Permai Kel. Penjaringan
Kel. Pluit, Jakarta Utara 14450
Telp. : (021) 6683542
Fax. : (021) 66670151

PIK Avenue

PIK Avenue Mall Lt. 3

Jl. Pantai Indah Kapuk Boulevard,
Jakarta Utara

Pluit

Jl. Pluit Sakti Raya No.113-115
Jakarta Utara 14450
Telp. : (021) 6622081
Fax. : (021) 6631105

Mal Emporium Pluit

Jl.Pluit Selatan Raya Kawasan CBD
Pluit Blok S-6 Lantai UG
Kel. Pluit Kec. Penjaringan
Jakarta Utara 14440

Teluk Gong

Komp. Duta Harapan Indah

Jl. Kapuk Muara Blok D No. 3
Jakarta Utara 14460
Telp. : (021) 6602290
Fax. : (021) 6603682

EAST JAKARTA

Jakarta Garden City

Komp. Rukan The Avenue
No.8-025, Perumahan Jakarta
Garden City, Raya Cakung-Cilincing
Km 05. Jakarta Timur
Telp. : (021) - 29061782
Fax. : (021) - 29061786

Pasar Induk Kramat Jati

Ruko Pasar Induk Kramat Jati

Jl. Raya Bogor Uniko D2 No.17 & 18
Jakarta Timur 13510
Telp. : (021) 87788358
Fax. : (021) 87788345

Cibubur Indah

Cibubur Indah Blok B No. 1

Jl. Raya Lapangan Tembak 21
Jakarta 13720
Telp. : (021) 8712009-11
Fax. : (021) 8711123

Kranggan Permai

Jl. Alternatif Cibubur Ruko
Kranggan Permai Blok RT-16 No.10
Kel. Jatisampurna
Kec. Pondok Gede, Bekasi 13720
Telp. : (021) 84304757/52
Telp. : (021) 84594516

Kalimalang

Jl. Tarum Barat Blok Q.No. 2
Kalimalang Jakarta 13450
Telp. : (021) 8649361 - 4
Fax. : (021) 8656029



Performance
Highlights



Management
Reports



Company
Profile



Management Discussion
and Analysis



Risk
Management

OFFICE NETWORK ADDRESSES

Matraman

Jl. Matraman Raya No. 140
Jakarta Timur 13140
Telp. : (021) 8504838
Fax. : (021) 2800132

Jatinegara

Komplek Bonagabe Blok A3-A4
Jl. Raya Jatinegara Timur No. 101
Jakarta Timur 13430
Telp. : (021) 8197555
Fax. : (021) 8515442

Kampung Melayu

Jl. Gapura Pasar No. 14-16
Pasar Regional Jatinegara
Jakarta Timur 13310
Telp. : (021) 8190562
Fax. : (021) 8198980

Pasar Induk Cipinang

Komplek Pasar Beras Cipinang
Blok HA.15-16 Cipinang
Jakarta Timur 13230
Telp. : (021) 4723458
Fax. : (021) 4723330

Rawamangun Pratama

Gedung Pratama
Jl. Pemuda No. 296 Rawamangun
Jakarta 13220
Telp. : (021) 4707067 ext 103

Pulo Gadung

Jl. Rawa Terate II Gd. Poliklinik
PT GIEP Kawasan Industri
Pulogadung, Jakarta Timur 13930
Telp. : (021) 4601534
Fax. : (021) 4601432

Rawamangun Arion

Arion Mall Ruang G 15
Jl. Pemuda Kav. 3-4
Jakarta Timur 13220
Telp. : (021) 4713089
Fax. : (021) 4712283

WEST JAVA

BANDUNG

Asia Afrika
Wisma CIMB Niaga
Jl. Jend Gatot Subroto no.2
Bandung 40262
Telp. : (022) 7306622
Fax. : (022) 7307500

Ahmad Yani

Jl. Terusan Jakarta B1 no. 77 H
Komp. Lucky Plaza, Bandung 40292
Telp. : (022) 7102677
Fax. : (022) 7101278

Otista

Jl. Otto Iskandar Dinata No.102
Bandung 40181
Telp. : (022) 4204173
Fax. : (022) 4200924

Astana Anyar

Jl. Astana Anyar No. 115
Kec. Astanaanyar Kel. Cibabat
Bandung 40241
Telp. : (022) 6006043
Fax. : (022) 6011630

Kota Baru Parahyangan

Ruko Bandoeng Tempo Doeloe
Jl. Pitaniaga No.6 Tatar Pitaloka
Kota Baru Parahyangan 40553
Telp. : (022) 6803725
Fax. : (022) 6803675

Lingkar Selatan

Jl. Peta No. 65, Bandung 40243
Telp. : (022) 5231940
Fax. : (022) 5231944

Rajawali

Jl. Rajawali Barat No.65 Kel. Maleber
Kec. Andir, Bandung 40184
Telp. : (022) 6031533
Fax. : (022) 6031528

Kopo Bihbul

Jl. Kopo Bihbul No. 94 Bandung 40228
Telp. : (022) 5416441
Fax. : (022) 5417967

Sumber Sari

Jl. Soekarno Hatta No. 132 A
Bandung 40222
Telp. : (022) 6070432 & 6070433

Setiabudi

Jl. Setiabudi no.57, Kec. Sukasari
Kel. Gegerkalong Bandung 40153
Telp. : (022) 2038302
Fax. : (022) 2038376

Buah Batu

Jl. buah batu no.143

Pajajaran

Jl. Pajajaran No. 85 Kel. Arjuna
Kec. Cicendo, Bandung 40173
Telp. : (022) 6037717 & 6037718
Fax. : (022) 6036899

Lembang

Jl. Raya Lembang No. 274
Lembang 40391
Telp. : (022) 2786516
Fax. : (022)2786201

Dago

Jl. Ir. H. Juanda No. 165
Kel. Lebak Siliwangi
Kec. Coblong, Bandung 40115
Telp. : (022) 4241511
Fax. : (022) 4209743

Merdeka

Jl. Merdeka No.52, Bandung 40117
Telp. : (022) 4200261
Fax. : (022) 4200260

Riau

Jl. RE Martadinata No. 134
Bandung 40113
Telp. : (022) 4241852
Fax. : (022) 4241855

Lembong

Jl. Lembong No. 7, Bandung 40111
Telp. : (022) 4233360
Fax. : (022) 4239158

Moch Toha

Jl. Moch. Toha No. 191
Bandung 40253
Telp. : (022) 5226167
Fax. : (022) 5226167

SUMEDANG

Abdurachman

Jl. Mayor Abdurachman No.63
Sumedang 45322
Telp. : (0261) 201024 / 201025
(0261) 201026

GARUT

Ahmad Yani

Jl. Jend. Ahmad Yani No. 29
Garut 44117
Telp. : (0262) 231091 / 231373 /
231374
Fax. : (0262) 231092

CIANJUR

Raya Tagog

Jl. Raya Tagog No. 256, Cimahi 40525
Telp. : (022) 6647700
Fax. : (022) 6647100

Borma Dakota

Jl. Dakota Raya No.109 Kel. Sukaraja
Kec. Cicendo, Bandung 40175
Telp. : (022) 86065485-6
Fax. : (022) 86065459

Cokroaminoto

Jl. HOS Cokroaminoto No.102
Kel. Muka Kec. Cianjur, Cianjur 43215
Telp. : (0263) 261722
Fax. : (0263)263618





Supporting Business
Review



Corporate Governance
Report



Corporate Social
Responsibility



Others
Corporate Data



Consolidated
Financial Report

CIPANAS

Jl. Raya Cipanas No.32 Ruko 4-5
Cipanas 43253
Telp. : (0263) 511650
Fax. : (0263) 515480

PURWAKARTA

Veteran
Jl. Vetaran No. 83

CIREBON

Yos Sudarso
Jl. Yos Sudarso No.26, Cirebon 45111
Telp. : (0231) 206991
Fax. : (0231) 201292

Balung Indah Plaza

Balung Indah Plaza
Jl. Pekiringan no.166, Cirebon 45111
Telp. : (0231) 234020
Fax. : (0231) 234022

Jatibarang

Jl. Mayor Dasuki No. 24, Jatibarang
Cirebon 45273
Telp. : (0234) 351460
Fax. : (0234) 351283

Kuningan

Jl. Siliwangi No. 92
Kel. Purwawinangun, Kec. Kuningan
Cirebon 45512
Telp. : (0232) 871878
Fax. : (0232) 871235

Losari

Jl. Raya Losari Barat No. 136 Losari
Cirebon 45192
Telp. : (0231) 831188
Fax. : (0231) 831021

Siliwangi

Jl. Siliwangi No. 110, Cirebon 45123
Telp. : (0231) 206981
Fax. : (0231) 208036

SUKABUMI

Martadinata
Jl. RE. Martadinata No. 72
Sukabumi 43112
Telp. : (0266) 242932
Fax. : (0266) 222050

Cibadak

Jl. Suryakencana No.24-26
Sukabumi 43114
Telp. : (0266) 531525
Fax. : (0266) 531225

TASIKMALAYA

Yudanegara
Jl. Yudanegara No. 61
Tasikmalaya 46121
Telp. : (0265) 332056
Fax. : (0265) 334919

Pasar Cikurubuk

Jl. Residen Ardiwinangun Blok II/15
Komp. Ps Cikurubuk
(d/h Jl. Pasar Baru II No.11 - 11A)
Tasikmalaya 46181
Telp. : (0265) 311850
Fax. : (0265) 324990

HZ Mustofa

Jl. HZ Mustofa No. 282
Tasikmalaya 46110
Telp. : (0265) 2354055
Fax. : (0265) 3354051

BOGOR

Juanda
Jl. Ir. H. Juanda No. 12, Bogor 16121
Telp. : (0251) 8325167
Fax. : (0251) 324730

Suryakencana

Jl. Suryakencana No. 196 A
Bogor 16131
Telp. : (0251) 8312121
Fax. : (0251) 8312312

Plaza Niaga Sentul

Plaza niaga sentul 1 blok a no.1
Sentul City

Padjajaran

Jl. Pajajaran No. 33, Bogor 16128
Telp. : (0251) 8313456
Fax. : (0251) 8320845/8327292

Indah Plaza

Pertokoan Bogor Indah Plaza
Blok C No. 3
Jl. Baru Bogor 16162
Telp. : (0251) 8357921
Fax. : (0251) 8357923

V Point

Ruko V Point Jl. Pajajaran No. 1 ZA
& ZB Kec. Bogor Timur Kel. Sukasari
Bogor 16142
Telp. : (0251) 8364040
Fax. : (0251) 8364025

Botani Square

Botani Square Mall Lt. GF, Jalan Raya
Pajajaran, Tegallega, Bogor Tengah,
Kota Bogor, Jawa Barat 16127

Cibinong - Mayor Oking

Jl. Mayor Oking no.27 Blok A 4-6
Cibinong 16900
Telp. : (021) 8754006-7
Fax. : (021) 8753485

Cisalak

Jl. Raya Jakarta Bogor Km 31 5
RT 01/06 Cisalak Pasar, Depok 16953
Telp. : (021) 87755936-38
Fax. : (021) 87735935

Cileungsi

Jl. Raya Narogong Cileungsi
Ruko Griya Kenari Mas
Blok I No. 20-21, Cileungsi 16820
Telp. : (021) 8233785
Fax. : (021) 8231694

Citeureup

Jl. Mayor Oking No. 19 - 20
Citeureup Bogor 16810
Telp. : (021) 8756055
Fax. : (021) 8753562

Cibubur Kota Wisata

Kota Wisata Cibubur Boulevard
Kota Wisata Komp. Ruko Sentra Eropa
Type ruko Travalgar Square blok SE G
No.1 & 2 Kel. Ciangsana
Kec. Gunung Putri, Bogor 16968
Telp. : (0251) 8403615
Fax. : (0251) 8403620

DEPOK

Cinere
Jl. Raya Cinere No. 3 H - 3 I Kec. Limo
Kab. Bogor Ds. Cinere, Depok 16514
Telp. : (021) 7543858
Fax. : (021) 7542467

Margonda

Jl. Margonda raya no. 243 16423

FE Universitas Indonesia

Fakultas Ekonomi Universitas
Indonesia Depok 16424
Telp. : (021) 78890239-242
Fax. : (021) 78890243

BEKASI

Juanda
Jl.Ir. H. Juanda No. 137 Bekasi 17140
Telp. : (021) 88342515
Fax. : (021) 88342519

Ahmad Yani

Jl. A. Yani Blok A-8 No. 15 Bekasi
17411
Telp. : (021) 88852401 - 3
Fax. : (021) 884 8681

Metropolitan Mall

Mall Metropolitan Lt1 No. 24
Jl Raya Kalimalang Bekasi 17144
Telp. : (021) 8848548-49
Fax. : (021) 8847955

Kemang Pratama

Ruko Kemang Pratama Blok MM-21F
Jl. Kemang Pratama Rawalumbu
Bekasi 17116
Telp. : (021) 82425861/82431038/824
31758/82431668
Fax. : (021) 82432278



Performance
Highlights



Management
Reports



Company
Profile



Management Discussion
and Analysis



Risk
Management

OFFICE NETWORK ADDRESSES

Cibubur Citra Grand

Citra Grand Cibubur Blok R1/06
Bogor 17435
Telp. : (021) 84598592 - 4
Fax. : (021) 84598616

Bekasi Barat

Jl. KH. Noer Ali No.12-12A
Kel. Kayuringin Jaya
Bekasi Barat 17144
Telp. : (021) 88956668
Fax. : (021) 88956684

Lippo Cikarang

Gd. Menara Pacific lantai dasar
Jl. MH Thamrin Lippo Cikarang
Bekasi 17550
Telp. : (021) 8972022
Fax. : (021) 8972495

Mega Mall Cikarang

Ruko Mega Mall Blok B I Cibitung
Center Kawasan Industri Cibitung
Bekasi 17520
Telp. : (021) 8980403
Fax. : (021) 8980403

Cikarang

Ruko Plaza Menteng Blok C No. 1
Jl. MH Thamrin Lippo Cikarang
Kab. Bekasi Kec. Lemahabang
Kel. Cibatu Bekasi 17550
Telp. : (021) 89902676
Fax. : (021) 89902668

Jababeka

Jl. Niaga Raya Unit 20 & 2P
Capitol Business Park Desa Pasir Sari
Kec. Cikarang Selatan Kab. Bekasi
Jawa Barat 17550
Telp. : (021) 89835892 - 3
Fax. : (021) 89835890

LG Cibitung

Kawasan Industri MM2100
Jl. Jawa Blok G Ganda Mekar
Cikarang Barat, Bekasi 17520
Telp. : (021) 8989190
Fax. : (021) 8989140

Cikarang Hankook

Jl. Kenari Raya Blok G3 No.1
Delta Silicon 5, Lippo Cikarang 17550
Telp. : (021) 29577580/1
Fax. : (021) 29577582

Samsung

Samsung Electronic Indonesia
Jl. Jababeka Raya Blok F 29-33
Cikarang Bekasi 17520
Telp. : (021) 89837163
Fax. : (021) 8934273

Pondok Gede

Ruko Pondok Gede Blok H 11-12
Jl Raya Pondok Gede No.1
Bekasi 17411
Telp. : (021) 8469515
Fax. : (021) 8469514

Jati Asih

Jl. Raya Jati Asih No.27 Ruko 27F
Bekasi 17424
Telp. : (021) 82424248
Fax. : (021) 82425062

Taman Harapan Indah

Komp. Sentra Niaga Bulevar Hijau
Blok SN No.6 Harapan Indah
Kel. Pejuang Kec. Bekasi Barat
Bekasi 17131
Telp. : (021) 88387036
Fax. : (021) 88387036

KARAWANG

Sentra KIIC
Sentra Kiic, Jl. Permata Raya,
Lot C - A1, Karawang Barat 41361

Tuparev

Jl. Tuparev No.150 Kel. Nagasari
Kec. Karawang Kab. Karawang
Jawa Barat 41312
Telp. : (0267) 412036
Fax. : (0267) 412037

BANTEN

Cilegon
City Square
Ruko Cilegon City Square, Blok A Kav.
No. 9 & 10, Kec. Cibeber,
Kel. Kedaleman, Cilegon 42400
Telp. : (0254) - 383550
Fax. : (0254) 383551

Serang

Hasanuddin
Jl. M. Hasanuddin No. 26
Kel. Kota Baru Serang, Banten 42112
Telp. : (0254) 201413
Fax. : (0254) 216526

TANGERANG

Gading Serpong
Jl. Gading Serpong Boulevard Ba 02
No.28&29 Gading Serpong

Tangerang City

Office Sudirman One Blok H 12,
Jl Jend. Sudirman No 1
Tangerang 15117
Telp. : (021) 55782000
Fax. : (021) 55782001

Citra Raya

Jl. Citra Boulevard Blok C1 No.09 R
Ruko Citra Raya Tangerang 15710
Telp. : (021) 59402999
Fax. : (021) 59403666

LG Cirarab

Jl. Tabri No.1 Desa Cirarab Bitung
Tangerang 15820
Telp. : (021) 5979745 - 6
Fax. : (021) 5979747

Karawaci

Gedung Menara CIMB Niaga
Jl. Raya Diponegoro No.101
Lippo Village, Tangerang 15810
Telp. : (021) 5460301
Fax. : (021) 5460312

RS Siloam Gleneagles

Jl. Siloam No.6, Lippo Village 16000
Tangerang 15811
Telp. : (021) 5469529
Fax. : (021) 5469530

Pinangsia

Ruko Pinangsia Blok B 1
Jl. Imam Bonjol Karawaci
Tangerang 15139
Telp. : (021) 5533331-2
Fax. : (021) 55778750

Universitas Pelita Harapan

Dynaplast Tower Lt. Dasar
Jl. MH. Thamrin Lippo Karawaci
Tangerang 15811
Telp. : (021) 5461158-59
Fax. : (021) 5461227

Supermall Karawaci

Supermall Karawaci Lt. FF.
Jl. Boulevard Diponegoro 105 Curug
Ds. Bencongan, Tangerang 15811

Sekolah Pelita Harapan

Jl. Bulevar Palem Raya 2500
Lippo Village, Tangerang 15811
Telp. : (021) 5473521
Fax. : (021) 5473522

Cyber Park

Jl. Bulevar Gajah Mada No.2056,
Lippo Karawaci, Tangerang 15811
Telp. : (021) 5577786-7
Fax. : (021) 55777811

Daan Mogot

Jl. Daan Mogot No. 58
Tangerang 15111
Telp. : (021) 5522830
Fax. : (021) 5521064



Supporting Business
Review



Corporate Governance
Report



Corporate Social
Responsibility



Others
Corporate Data



Consolidated
Financial Report

Taman Cibodas

Duta Mas Plaza BlokA 33
Jl. Raya Gatot Subroto Km 4
Perum. Taman Cibodas
Tangerang 15138
Telp. : (021) 5528486
Fax. : (021) 5527454

Kisamaun

Jl. kisamaun No.40-42
Telp. : (021)
5524048/5524048/5521795
Fax. : (021) 5521744

Tangerang Selatan

Bintaro Griya Niaga Griya Niaga II
Jl. Wahid Hasyim Blok B-IV No.3
Bintaro Jaya Sektor VII
Tangerang 15224
Telp. : (021) 29972456/400
Fax. : (021) 74862940

Ciledug

Perum Pondok Iestari Blok A I No.37
Jl. Raya Ciledug, Tangerang 15157
Telp. : (021) 5847507-8
Fax. : (021) 5847509

Bintaro Graha Raya

Ruko Venice Arcade Blok JE No.01
Jl. Raya Graha Bintaro Kel. Pakujaya
Kec. Serpong Utara, Tangerang 15324
Telp. : (021) 5397600
Fax. : (021) 5397699

Ciputat

Jl. Dewi Sartika No.25A-25C Ciputat
Tangerang 15411
Telp. : (021) 7491325
Fax. : (021) 7491324

Pamulang Permai

Jl. Surya Kencana No.9, Pamulang

Alam Sutera Icon

**Synergi Building (D/H Alam Sutera
Office Tower) LG Dan UG**
Jl. Jalur Sutera Barat Kav.17
Alam Sutera Serpong
Tangerang 15325
Telp. : (021) 29972556-8
Fax. : (021) 29972557

Alam Sutera

Ruko Jalur Alam Sutera Kav. 29d
No.46 Kel. Pakulonan Kec. Serpong
Kab. Tangerang 15326
Telp. : (021) 53140811-5
Fax. : (021) 53140816

ITC BSD

ITC BSD Ruko ITC BSD No. 26 & 27
Jl. Pahlawan Seribu Kec. Serpong
Kel. Lengkong Wetan, Tangerang 15322
Telp. : (021) 53161844
Fax. : (021) 53161948

WTC Serpong

Ruko WTC Matahari Serpong No.5879
Jl. Raya Serpong No.39 Serpong
Tangerang 15326
Telp. : (021) 5374580
Fax. : (021) 5374630

Pasar Modern BSD

Ruko Golden Madrid Blok C no.7
Bumi Serpong Damai, Tangerang 15318
Telp. : (021) 53160453
Fax. : (021) 53160454

RS Bethsaida

**Bethsaida Hospital Distric Tivoli No.1
Paramount Serpong**
Jl. Boulevard Gading Serpong
Tangerang 15810
Telp. : (021) 29542634
Fax. : (021) 29542630

AEON Mall

AEON Mall Lt. Dasar Unit G-52,
Grand Boulevard BSD City, Tangerang

CENTRAL JAVA

SEMARANG

Gajah Mada

Jl. Gajah Mada No.184
Kec. Semarang Timur Kel. Pekunden
Semarang 50139
Telp. : (024) 3569109
Fax. : (024) 3521916

Banyumanik

Jl. Sukun No.52 Komp. Undip 2
RT 006/016 Kec. Banyumanik
Kel. Sronol Wetan, Semarang 50263
Telp. : (024) 7478766
Fax. : (024) 7478770

Candi

Jl. Sultan Agung No. 121
Semarang 50235
Telp. : (024) 8507366
Fax. : (024) 8507367

Ungaran

Jl. Gatot Subroto No. 106 D
Semarang 50517
Telp. : (024) 6922211
Fax. : (024) 6925253

Cendrawasih

Jl. Cendrawasih Kompleks Pertokoan
Jurnatan B No.1, Semarang 50137
Telp. : (024) 3540034
Fax. : (024) 3541691

Dargo Indah Plaza

Dargo Indah Plaza Blok D No. 126
Jl. Dr. Cipto, Semarang 50125
Telp. : (024) 3561441
Fax. : (024) 3561441

Gang Besen

Jl. Gang Besen 95 C, Semarang 50137
Telp. : (024) 3565509
Fax. : (024) 3565507

Gayam Sari

Jl. Brigjen Sudiarto Kav. 5-6
Ruko Gayam Sari, Semarang 50167
Telp. : (024) 6724007
Fax. : (024) 6724008

Sudirman

Jl. Jend. Sudirman 134 Kel. Kupang
Kec. Ambarawa 50612
Telp. : (0298) 592455
Fax. : (0298) 592455

Pemuda 102

Jl. Pemuda 102-104, Semarang 50133
Telp. : (024) 3518900
Fax. : (024) 3540184

Gatot Subroto

Kawasan Industri Candi
Jl Gatot Subroto Blok F1 / VIII
Semarang 50181
Telp. : (024) 76633170
Fax. : (024) 7611085

Hasanudin

Komplek Permata Hijau Bb.3
Pondok Hasanudin Kel. Kuningan
Kec. Semarang Utara, Semarang 50171
Telp. : (024) 3510171
Fax. : (024) 3510418

Kaligawe

Jl. Raya Kaligawe Km 4 No. B11
Semarang 50111
Telp. : (024) 6581169
Fax. : (024) 6585231

Mataram

Jl. M.T. Haryono 627
Kel. Sarirejo Semarang 50124
Telp. : (024) 8319911
Fax. : (024) 8317557

Siliwangi

Jl. Jend. Sudirman 35 Kel. Krobokan
Kec Semarang Barat Semarang 50141
Telp. : (024) 7606114
Fax. : (024) 7626147

RS Telogorejo

Jl. Achmad Dahlan Blok A6/11
Komp Rs Telogorejo Kel. Pekunden
Kec. Semarang Tengah (Kerjasama
Rs) 50136
Telp. : (024) 8412401
Fax. : (024) 8412402



Performance
Highlights



Management
Reports



Company
Profile



Management Discussion
and Analysis



Risk
Management

OFFICE NETWORK ADDRESSES

Ken Saras

RS Ken Saras Lt. Dasar
Jl. Raya Soekarno Hatta Km 30
Samban-Bawen Kab. Semarang
Jawa Tengah 50552

BOYOLALI

Pandanaran

Jl. Pandanaran No.84, Boyolali 57313
Telp. : (0276) 325454
Fax. : (0276) 321346

Kudus

Agil Kusumadya Jl. Agil Kusumadya
No. 5 A Kudus 59343
Telp. : (0291) 432962
Fax. : (0291) 432967

Ahmad Yani

Jl. A. Yani No. 31, Kudus 59317
Telp. : (0291) 432323
Fax. : (0291) 432326

PATI

Sudirman

Jl. Jend. Sudirman 89 Kel. Patilor
Kec. Pati Pati 59117
Telp. : (0295) 382155
Fax. : (0295) 382200

DEMAK

Bintoro

Ruko Bintoro No. 13 Kel. Bintoro
Kec. Demak 59511 (SIP: surat ijin
Penempatan)
Telp. : (0291) 686519
Fax. : (0291) 686520

MAGELANG

Rejotumoto

Jl. Tidar Rejotumoto No. 16
Magelang 56151
Telp. : (0293) 364391 / 364160

Metro Square

Komp. Pertokoan Metro Square Ruko
F No.18

Muntilan

Jl. Pemuda Ruko No. A II/4
Ds. Tamanagung Kec. Muntilan
Kab. Magelang Jawa Tengah (SIP) 56414
Telp. : (0293)587451
Fax. : (0293) 587451

PURWOREJO

Kutoarjo

Jl. Diponegoro 141 C Kel. Kutoarjo
Kec. Kutoarjo Kab. Purworejo
Jawa Tengah 54212
Telp. : (0275) 642109
Fax. : (0275) 642457

Achmad Dahlan

Jl. KH Achmad Dahlan No.66 Rt 01
RW 12 Kel. Purworejo Kec. Purworejo
Purworejo 54111
Telp. : (0275) 322213
Fax. : (0275) 325305

TEMANGGUNG

Diponegoro

Jl. Diponegoro Ruko No. 6
Kel. Temanggung1 Kec. Temanggung
Temanggung 56212
Telp. : (0293)493487
Fax. : (0293) 493487

KLATEN

Pemuda

Jl. Pemuda No. 234 Kab. Klaten
Kec. Klaten Tengah Ds. Tonggalan
Klaten 57411
Telp. : (0272) 324968
Fax. : (0272) 327907

TEGAL

Sudirman

Jl. Jend. Sudirman No. 2
Kel. Pekauman Kec. Tegal Barat
Tegal 52113
Telp. : (0283) 343800 / 343801-
343805

SLAWI

Jl. Mayjen Sutoyo 14 Kel. Kagog
Kec. Slawi Wetan, Slawi 52411
Telp. : (0283) 492941
Fax. : (0283) 321584

BANJARAN

Jl. Raya Banjaran 39 Banjaran
Kec. Adiwerna, Tegal 52100
Telp. : (0283) 442202
Fax. : (0283) 442202

PEMALANG

Comal

Jl. A. Yani Blok A2 Kel. Purwoharjo
Comal, Pemalang 52363
Telp. : (0285) 577444
Fax. : (0285) 577444

Sudirman

Jl. Jendral Sudirman No 115
Kel. Mulyoharjo Kec. Pemalang
Kab. Pemalang, Jawa Tengah 52313
Telp. : (0284) 324165
Fax. : (0284) 324165

PURWOKERTO

Sudirman 417

Jl. Jend. Sudirman No. 417
Purwokerto 53116
Telp. : (0281) 642660
Fax. : (0281) 642651 / 52

Sudirman 605

Jl. Jend. Sudirman 605
Purwokerto 53114
Telp. : (0281) 631862
Fax. : (0281) 631896

CILACAP

Cilacap - Sudirman

Jl. Jend Sudirman No. 20
Kel. Sidanegara Kec. Cilacap Tengah
Cilacap 53223
Telp. : (0282) 531029
Fax. : (0282) 531033

PEKALONGAN

Hayam Wuruk

Jl. Hayam Wuruk No. 3
Pekalongan 51119
Telp. : (0285) 421140
Fax. : (0285) 423753

Banjarsari

Jl. Sultan Agung No. 36
Kel. Sugihwaras, Pekalongan 51125
Telp. : (0285) 424361
Fax. : (0285) 424361

KEBUMEN

Pahlawan

Jl. Pahlawan No.120 Kab. Kebumen
Kel. Kebumen Kec. Kebumen
Kebumen 54311
Telp. : (0287) 382034 - 36
Fax. : (0287) 382037

Gombong

Jl. Yos Sudarso No.182 Kompleks
Pasar Wonokriyo Blok A No.27
Kel. Wonokriyo Kec. Gombong 54412
Telp. : (0287) 471701
Fax. : (0287) 472727

JEPARA

Diponegoro

Jl. Diponegoro No. 91, Jepara 59211
Telp. : (0291) 594031
Fax. : (0291) 592300

WONOSOBO

Ahmad Yani

Jl. A. Yani, Wonosobo 56318
Telp. : (0286)321693
Fax. : (0286) 321844



Supporting Business
Review



Corporate Governance
Report



Corporate Social
Responsibility



Others
Corporate Data



Consolidated
Financial Report

PURBALINGGA

Sudirman

Jl. Jend. Sudirman No.37 Purbalingga
Kec. Purbalingga Kel. Purbalingga
Kulon, Purbalingga 53312
Telp. : (0281) 6597194
Fax. : (0281) 891945

SALATIGA

Sudirman

Jl. Jend. Sudirman 93, Salatiga 50711
Telp. : (0298) 322142
Fax. : (0298) 322143

Diponegoro

Jl. Diponegoro 52-60 Kel. Salatiga
Kec. Sidorejo, Salatiga 50711
Telp. : (0298) 312840
Fax. : (0298) 312840

SRAGEN

Sukowati

Jl. Raya Sukowati No. 229
Pasar Kota Sragen (hak pakai) 57211
Telp. : (0271) 891780
Fax. : (0271) 891780

SOLO

Mesen Square

Ruko Messen Square No.3-4
Jl. Urip Sumohardjo Kel.
Purwodiningkatan Kec. Jebres
Solo 57128
Telp. : (0271) 669463
Fax. : (0271) 669462

Pasar Klewer

Kompleks Ruko Ps. Klewer Blok EE
No. 38-43 Kel. Gajahan
Kec. Pasar Kliwon, Solo 57113 (sip)
Telp. : (0271) 642224
Fax. : (0271) 643330

Palur

Jl. Raya Palur KM 7 No. 8A
Kel. Ngringo Kec. Jaten
Karanganyar, Solo 57771
Telp. : (0271) 821080
Fax. : (0271) 826398

Solo Baru

Jl. Raya Solo Baru AB No. 4
Kel. Langen Harjo. Kec.
GrogolSukoharjo, Jawa Tengah 57552
Telp. : (0271) 620690
Fax. : (0271) 620691

Slamet Riyadi 8

Jl. Slamet Riyadi No. 8 Solo 57111
Telp. : (0271) 647955
Fax. : (0271) 647391

Manahan

Jl. L.U. Adisutipto No. 21
Kel. Manahan Kec. Banjarsari
Solo 57139
Telp. : (0271) 712555
Fax. : (0271) 711565

Pierre Tendean

Jl. Piere Tendean 56, Solo 57135
Telp. : (0271) 739239
Fax. : (0271) 739239

Paragon Mall

Solo Paragon Lt. FF

Jl. Yosodipuro No.133
Jawa Tengah 57131

Slamet Riyadi 136

Jl. Slamet Riyadi 136, Solo 57131
Telp. : (0271) 645554
Fax. : (0271) 632111

Delanggu

Jl. Raya Delanggu No.39 Kel. Gatak
Kec. Delanggu Solo 57471
Telp. : (0272) 551222
Fax. : (0272) 555428

Kartasura

Jl. Ruko Kartasura Blok B 3-4
Kartasura 57168
Telp. : (0271) 780858
Fax. : (0271) 780952

Pasar Legi

Jl. S. Parman Pasar Legi Kios A 1-5
Solo (sip) 57133
Telp. : (0271) 644445
Fax. : (0271) 644456

Purwosari

Jl. Slamet Riyadi 145 Kel. Sondakani
Kec. Laweyan, Solo 57147
Telp. : (0271) 728587
Fax. : (0271) 728588

ATMI

ATMI Jl. Mojo No. 1 Karangasem
Laweyan, Solo 57142
Telp. : (0271) 735535
Fax. : (0271) 735535

DI YOGYAKARTA

YOGYAKARTA

Sudirman 50

Jl. Jend. Sudirman No. 50
Yogyakarta 55233
Telp. : (0274) 565152
Fax. : (0274) 565151

Gejayan

Jl. Gejayan No. 26a, Yogyakarta 55221
Telp. : (0274) 557620
Fax. : (0274) 557621

Katamso

Jl. Brigjen Katamso No. 136a,
Yogyakarta 55121
Telp. : (0274) 375160
Fax. : (0274) 410065

Parang Tritis

Jl. Parangtritis 115 D
Kel. Mergangsang Kec.
Brontokusuman, Yogyakarta 55153
Telp. : (0274) 381086
Fax. : (0274) 370331

UAJ Babarsari

Jl. Babarsari 44
Yogyakarta (kerjasama) 55281
Telp. : (0274) 561031
Fax. : (0274) 561031

Karangwaru

Jl. Magelang 116 Karangwaru
Kel.Karangwaru Kec.Tegalrejo
Yogyakarta 55241
Telp. : (0274) 540716
Fax. : (0274) 540716

Kusumanegara

Jl. Kusumanegarano 66
Kel. Warungboto Kec. Umbulharjo
Yogyakarta 55165
Telp. : (0274) 389303
Fax. : (0274) 377404

Mataram

Jl. Mataram No. 54 Kec. Danurejan
Kel. Suryatmajan, Yogyakarta 55213
Telp. : (0274) 589635
Fax. : (0274) 589637

Sudirman 13

Jl. Jend. Sudirman 13

RS Panti Rapih

RS Panti Rapih Jl. Cik Ditiro No. 30
Yogyakarta 55223
Telp. : (0274) 563333) Ext 251

Universitas Sanata Pahingan

Kampus Univ. Sanata Dharma
Pahingan, Yogyakarta 55282
Telp. : (0274) 883037

SLEMAN

Sleman

Jln Affandi (Gejayan) Mrican Tromol
Pos 29 Kel. Catur Tunggal
Kec. Depok-Sleman, Yogyakarta 55002
Telp. : (0274) 554074
Fax. : (0274) 554074

UAJ Mrican

Universitas Atmajaya
Jl Demangan Baru No.29 A



Performance
Highlights



Management
Reports



Company
Profile



Management Discussion
and Analysis



Risk
Management

OFFICE NETWORK ADDRESSES

EAST JAVA

SURABAYA

Andayani

Jl. Jemur Andayani No. 53-A
Surabaya 60237
Telp. : (031) 8438093
Fax. : (031) 8434669

Gateway

Ruko Gateway B-9 Sawotratap
Jl. Suparman Waru, Sidoarjo 61256
Telp. : (031) 8542908
Fax. : (031) 8554102

Jemursari

Jl. Jemursari No. 161 RT/RW 006/002
Kel. Kendangsari Kec. Tenggilis
Mejoyo, Surabaya 60237
Telp. : (031) 8476249
Fax. : (031) 8478386

Universitas Kristen Petra

Jl. Siwalankerto 121-131
Surabaya 60234
Telp. : (031) 8439040 / 8494830

Rungkut

Jl. Rungkut Madya No. 57
Kel. Rungkut Kidul
Kec. Gunung Anyar, Surabaya 60293
Telp. : (031) 8704648
Fax. : (031) 8711120

City of Tomorrow

City of Tomorrow Blok GE 20
Jl. A. Yani Surabaya 60234
Telp. : (031) 829384/58251385-7
Fax. : (031) 8293283

Wadung Asri

**Komplek Ruko Sentra Tropodo
No. A-18**
Jl. Raya Tropodo 115 Kec. Waru
Kel. Tropodo Sidoarjo 61256
Telp. : (031) 8686349-8686363
Fax. : (031) 8686362

Darmo

Jl. Raya Darmo No. 26
Surabaya 60264
Telp. : (031) 5683060
Fax. : (031) 5674354

Diponegoro

Jl. Raya Diponegoro 70
Telp. : 031 5662633
Fax. : 031 5662610

Sukomanunggal

Jl. Raya Sukomanunggal Jaya V
Blok B1 Ruko Satelit Town Square
Surabaya Kel. Sukomanunggal
Kec. Sukomanunggal Surabaya 60188
Telp. : (031) 7329161
Fax. : (031) 7349920

Grand City

Grand City Lantai LG. Jl. Gubeng
Pojoek Dalam No. 1, Surabaya 60272

Pakuwon

Pakuwon Mall Unit B1 – 03 lantai
basement, Jalan Puncak Indah
Lontar no. 2, Surabaya

Dharmahasada

Jl. Dharmahasada No. 142 Surabaya
Kel Mojo Kec Gubeng, Surabaya 60282
Telp. : (031) 5949468
Fax. : (031) 5949480

Mulyosari

Jl. Raya Mulyosari No. 166
Surabaya 60112
Telp. : (031) 5934815
Fax. : (031) 5945092

Universitas Airlangga

Kampus UNAIR Jl. Prof. Moestopo
No. 47 Kel. Gubeng Kec. Gubeng
Airlangga, Surabaya 60285
Telp. : (031) 5042647
Fax. : (031) 5042647

Pakuwon City

Pakuwon Town Square (PATOS)
Blok AA 02-002 Pakuwon City
Kel. Kejawan Putih Tambak
Kec. Mulyorejo, Surabaya 60112
Telp. : (031) 5963587
Fax. : (031) 5997539

Kapas Krampung

Jl. Kapas Krampung No. 71-A
Kel. Rangkah Kec. Tambak Sari
Surabaya 60135
Telp. : (031) 5968266
Fax. : (031) 60009216

Pucang Anom

Jl. Pucang Anom No. 27 Kel. Kertajaya
Kec. Gubeng Surabaya 60282
Telp. : (031) 5026123
Fax. : (031) 5025791

Manyar Kertoardjo

Jl. Manyar Kertoarjo V No. 75-77
Kel. Mojo Kec. Gubeng
Surabaya 60285
Telp. : (031) 5941470
Fax. : (031) 5947750

Manyar Mega Indah

Pertokoan Manyar Mega Indah
Jl. Ngagel Jaya Selatan G-3
Surabaya 60283
Telp. : (031) 5026660
Fax. : (031) 5030281

Klampis

Jl. Klampis Jaya No. 27E Kel. Klampis
Ngasem Kec. Sukolilo, Surabaya 60117
Telp. : (031) 5950407 - 10
Fax. : (031) 5996533

Pasar Atom

Pasar Atom tahap IV G.07-08
Surabaya 60161
Telp. : (031) 3531715/22
Fax. : (031) 3534403

Kembang Jepun

Jl. Kembang Jepun No.129

Pecindilan

Jl. Pecindilan No.44C Kel. Kapasari
Kec. Genteng, Surabaya 60273
Telp. : (031) 3763201-2/3711583
Fax. : (031) 3712905

Perak

Jl. Perak Barat 121 Kec. Krembangan
Kel. Perak Barat, Surabaya 60177
Telp. : (031) 3577880
Fax. : (031) 3577885

Kenjeran

Jl. Raya Kenjeran No.610b Kel. Dukuh
Sutorejo Kec. Mulyorejo
Surabaya 60121
Telp. : (031) 3810328
Fax. : (031) 3810322

Terminal Peti Kemas

Jl Tanjung Mutiara No 1
Gedung Lama Terminal Petikemas
Kel. Perak Barat Kec. Krembangan
Surabaya, Jawa Timur 60177
Telp. : (031) 3282145
Fax. : (031) 3282145

Sudirman

Jl. Jend. Sudirman No. 59-61
Surabaya 60271
Telp. : (031) 5320050
Fax. : (031) 5325510

Gubeng

Jl. Raya Gubeng No. 50 Kel. Gubeng
Kec. Gubeng, Surabaya 60281
Telp. : (031) 5318875
Fax. : (031) 5319233



Tunjungan

Jl. Tunjungan No. 47 Kec. Genteng
Kel. Genteng RT/RW 01 / X
Surabaya 60275
Telp. : (031) 5343537
Fax. : (031) 5315430

Sungkono

Jl. Mayen Sungkono No 93
Surabaya 60187
Telp. : (031) 5671055
Fax. : (031) 5671732

Krian

Jl. Kauman No 44 Krian
Sidoarjo 61262
Telp. : (031) 8971987
Fax. : (031) 8972758

Pakuwon Trade Center

Komplek Pertokoan Super Mall Lt. 2
Blok T1 No. 12 Surabaya Kel. Babatan
Kec. Wiyung, Surabaya 60227
Telp. : (031) 7390562
Fax. : (031) 7390561

Wiyung

Jl. Raya Menganti No.18
Komplek Pertokoan Taman Indah
Blok A No.18 Kel. Wiyung
Kec. Wiyung, Surabaya 60228
Telp. : (031) 7674272
Fax. : (031) 7671329

HR Muhammad

Ruko Apartement Beverly Blok A - 1
Jl. Hr Muhammad 49 - 55
Kel. Putat Gede Kec. Sukomanunggal
Surabaya 60189

Tidar

Jl. Tidar 23-25 Surabaya 60251
Telp. : (031) 5321025
Fax. : (031) 5311286

Sidoarjo

Ahmad Yani
Jl. A. Yani No. 40 C Kel. Sidokumpul
Kec. Sidoarjo, Sidoarjo 61212
Telp. : (031) 8961157
Fax. : (031) 8961327

MALANG

Merdeka
Jl. Merdeka Timur No.4
Kel. Kidul Dalam Kec. Klojen
Malang 65119
Telp. : (0341) 365914
Fax. : (0341) 365913

Kyai Tamin

Jl. Kyai Tamin No. 115-117 Malang
Kel Sukoharjo Kec. Klojen 65118
Telp. : (0341) 365920
Fax. : (0341)326897

Dampit Ruko

Jl. Jenggolo No.4 Dampit Kel. Dampit
Kec. Dampit, Malang 65181
Telp. : (0341) 898686
Fax. : (0341) 895152

Kepanjen

Jl. A. Yani No.6 Kel. Kepanjen
Kec. Kepanjen Kepanjen 65163
Telp. : (0341) 397177
Fax. : (0341) 397178

Batu

Jl. Diponegoro No. 48 Kel. Sisir
Kec. Batu Malang 65314
Telp. : (0341) 594424
Fax. : (0341)594472

Basuki Rachmad

Jl. Basuki Rachmad No. 26-28
Kel. Kauman Kec. Klojen
Malang 65119
Telp. : (0341) 363100
Fax. : (0341) 327616

Ahmad Yani

Jl. A. Yani No. 18-E Kec. Blimbing
Kel. Blimbing Malang 65125
Telp. : (0341) 411891
Fax. : (0341) 411890

Galunggung

Jl. Galunggung No. 58 Kec. Klojen
Kel. Gadingkasri Malang 65116
Telp. : (0341) 581505
Fax. : (0341) 581506

Soekarno Hatta

Ruko Soekarno Hatta
Jl. Sukarno Hatta No. 2-2A
Kec. Lowokwaru Kel. Jatimulyo
Malang 65142
Telp. : (0341) 404411
Fax. : (0341) 404410

RS Saiful Anwar

Rumah Sakit Dr. Saiful Anwar (RSAA)
Jl. Jaksa Agung Suprpto No. 2
Kec. Klojen Kel. Rampal Celaket
Malang 65111
Telp. : (0341) 359960
Fax. : (0341) 359960

Universitas Kanjuruhan

Universitas Kanjuruhan Malang
Jl. S. Supriadi No. 48 Malang 65148
Telp. : (0341) 831533 / 831535

ITN

Jl Bendungan Sigura-gura No. 2
Malang, 65145

GRESIK

Kartini

Jl. R.A. Kartini No. 236 Kav. 2 & 3
Kel. Sidomoro Kec. Kebomas
Gresik 61122
Telp. : (031) 3981910
Fax. : (031) 3984172

Usman Sadar

Jl. Usman Sadar No. 25
Kel. Karangturi Kec. Gresik
Kab. Gresik, Jawa Timur 61114
Telp. : (031) 3982103
Fax. : (031) 3982605

LAMONGAN

Lamongrejo

Jl. Lamongrejo No. 68 Lamongan
Kel. Sidokumpul Kec. Lamongan 62213
Telp. : (0322) 314281
Fax. : (0322) 322581

JEMBER

Diponegoro

Jl. Diponegoro No. 36, Jember 68111
Telp. : (0331) 482366
Fax. : (0331) 482011

Gajah Mada

Jl. Gajah Mada No. 288, Jember 68131
Telp. : (0331) 487311
Fax. : (0331) 484264

KEDIRI

Diponegoro

Jl. Diponegoro No. 16 Kel. Balowerti
Kec. Kota, Kediri 64121
Telp. : (0354) 671777
Fax. : (0354) 683995

Brawijaya

Jl. Brawijaya 27, Kediri 64123
Telp. : (0354) 684290
Fax. : (0354) 684295

Pare

Jl. W.R. Supratman No. 11
Kel. Pare Kec. Pare 64211
Telp. : (0354) 394777
Fax. : (0354) 391299

MADIUN

Pahlawan

Jl. Pahlawan No. 56, Madiun 63121
Telp. : (0351) 454061
Fax. : (0351) 463291

BOJONEGORO

Sudirman

Jl. Gajahmada No. 99
Bojonegoro 62115
Telp. : (0353) 887591
Fax. : (0353) 2898001



Performance
Highlights



Management
Reports



Company
Profile



Management Discussion
and Analysis



Risk
Management

OFFICE NETWORK ADDRESSES

BONDOWOSO

Bondowoso
Jl. Panglima Besar Sudirman 46
Kel. Dabasah
Kec. Kota Bondowoso 68211
Telp. : (0332) 424224
Fax. : (0331) 422224

BANYUWANGI

Sudirman
Jl. PB Sudirman 23-25
Banyuwangi 68416
Telp. : (0333) 411522
Fax. : (0333) 411528

Genteng

Komplek Ps Genteng blok B-1
Jl. Gajah Mada Kel. Genteng Kulon
Kec. Genteng, Banyuwangi 68465
Telp. : (0333) 842056
Fax. : (0333) 842058

SITUBONDO

Situbondo
Jl. Sepudi No 15 A, Situbondo 68322
Telp. : (0338) 679113
Fax. : (0338) 679115

JOMBANG

Ahmad Yani
Jl. A. Yani no. 36 Kec. Jombang
Kel. Jombang, Jombang 61400
Telp. : (0321) 875396
Fax. : (0321) 875320

MOJOKERTO

Mojopahit
Jl. Mojopahit No. 256 Kel. Mentian
Kec. Prajurit Kulon, Mojokerto 61323
Telp. : (0321) 326265
Fax. : (0321) 326391

PROBOLINGGO

Sutomo
Jl. Dr. Sutomo Plaza Blok B no 9-10
Probolinggo 67211
Telp. : (0335) 428633
Fax. : (0335) 428698

PASURUAN

Pasar Besar
Jl. Raya Pasar Besar Blok A -1
Kel. Mayangan Kec. Purworejo
Pasuruan 67112
Telp. : (0343) 427574
Fax. : (0343) 426043

LUMAJANG

Sudirman
Jl. Panglima Sudirman Pasar Plaza
Ruko Blok A - 11 Kel. Tompokersan
Kec. Lumajang 67311
Telp. : (0334) 893377
Fax. : (0334) 893399

TULUNGAGUNG

Sudirman
Jl. Panglima Sudirman No.79
Kel. Kepatihan Kec. Tulungagung
Tulungagung 66219
Telp. : (0355) 334666
Fax. : (0355) 337499

MAGETAN

Sudirman
Jl. Sudirman No.26 Kel. Kebon Agung
Kec. Magetan, Magetan 63317
Telp. : (0351) 895383
Fax. : (0351) 895383

NGANJUK

Ahmad Yani
Jl. Ahmad Yani 159 Kel. Payaman
Kec. Nganjuk 64418
Telp. : (0358) 323088
Fax. : (0358) 325205

NGAWI

Sultan Agung
Jl. Raya Sultan Agung No.98
Kel. Ketanggi Kec. Ngawi, Ngawi 63211
Telp. : (0351) 749913
Fax. : (0351) 749913

PONOROGO

Gajah Mada
Jl. Gajah Mada No 11 Kel. Kepatihan
Kec. Ponorogo, Ponorogo 63416
Telp. : (0352) 481761
Fax. : (0352) 488548

TUBAN

Basuki Rahmat
Jl. Basuki Rahmat No.116
Kelurahan Sidomulyo
Kecamatan Tuban, Tuban 62312
Telp. : (0356) 333243-45
Fax. : (0356) 320200

BLITAR

Merdeka
Jl. Merdeka No. 111
Kel. Kepanjenkidul Kec. Kepanjenkidul
Blitar 66112
Telp. : (0342) 809028
Fax. : (0342) 807464

BALI

DENPASAR

Thamrin
Jl. MH. Thamrin No 77
Denpasar 80119
Telp. : (0361) 436047
Fax. : (0361) 436048

Dewi Sartika

Jl. Dewi Sartika Blok I F-G
Komp. Duta Plaza Kel/Desa Dauh Puri Klod
Kec. Denpasar Barat, Denpasar 80114
Telp. : (0361) 224389
Fax. : (0361) 238243

Kuta Graha

Jl. By Pass Ngurah Rai No 88
Kuta 80361
Telp. : (0361) 761788
Fax. : (0361) 761789

Kerobokan

KCP Kerobokan
Jl. Raya Kerobokan 108

Nusa Dua

Komplek Pertokoan Tragia Blok E III
No 29 Nusa Dua, Bali 80363
Telp. : (0361) 772793
Fax. : (0361) 772058

Sanur

Komplek Pertokoan Sanur Raya
Jl By Pass Ngurah Rai 29-30
Kel. Sanur Kec. Denpasar Selatan
Sanur 80228
Telp. : (0361) 285250
Fax. : (0361) 285251

Mall Galeria

Mal Bali Galeria Lantai 2A 08
Jl. By Pass Ngurah Rai Simp.
Dewa Ruci, Denpasar 80361

Melati

Jl. Melati No. 29 Denpasar
Kel. Dangin Puri Kaja
Kec. Denpasar Utara, Denpasar 80233
Telp. : (0361) 232929
Fax. : (0361) 263510

Gatot Subroto

Jl. Gatot Subroto No.330 Kel. Tonja,
Kec. Denpasar Timur, Denpasar
Telp. : (0361) 430345
Fax. : (0361) 430345

Singaraja

Jl. Ahmad Yani No.55 Singaraja
Kel. Kaliuntu Kec. Buleleng
Singaraja 81116
Telp. : (0362) 26515
Fax. : (0362) 31808

Teuku Umar

Rukan Telkom Jl. Teuku Umar No. 4-5
Kel. Dauh Puri Klod
Kec. Denpasar Barat, Denpasar 80114
Telp. : (0361) 236779
Fax. : (0361) 236950



Supporting Business
Review



Corporate Governance
Report



Corporate Social
Responsibility



Others
Corporate Data



Consolidated
Financial Report

Ubud

Jl Raya Ubud, Ubud, Gianyar 80571
Telp. : (0361) 976493/4
Fax. : (0361) 976492

Banda Aceh

Peunayong
Jl. Sri Ratu Safiatuddin No.33-35-37
Kel. Peunayong Kec. Kuta Alam
Banda Aceh Aceh 23122
Telp. : (0651) 635937
Fax. : (0651) 32022

NORTH SUMATERA

MEDAN

Bukit Barisan

Jl. Pos (d/h Bukit Barisan) No. 07
Medan 20111
Telp. : (061) 4155445
Fax. : (061) 4530142

M Yamin

Jl. Prof.HM.Yamin SH 80
Medan 20231
Telp. : (061) 4531338
Fax. : (061) 4532530

Gajah Mada

Jl. Gajah Mada No.11, Medan 20153
Telp. : (061) 4151100
Fax. : (061) 4524664

Marelan

Jl. Marelan Raya No. 8 Pasar IV
Kec. Medan Marelan
Kel. Rengas Pulau, Marelan 20255
Telp. : (061) 6857080
Fax. : (061) 6857076

Gatot Subroto

Jl. Gatot Subroto 187-Ab
Medan 20112

Iskandar Muda

Jl. Iskandar Muda 127, Medan 20154
Telp. : (061) 4521822
Fax. : (061) 4525618

Sutomo Ujung

Jl. Sutomo Ujung 247-249 Kel. Durian
Kec. Medan Timur, Medan 20235
Telp. : (061) 6613020
Fax. : (061) 6611622

Yos Sudarso

Jl. Yos Sudarso 225-J Kel. Pulo Brayon
Kota Kec. Medan Barat, Medan 20116
Telp. : (061) 6613542
Fax. : (061) 6614697

Centre Point

Centre Point Lt. UG
Jl. Jawa No.8 Medan 20231

Icon

Gedung Wisma Global

Jl. Listrik/Jl. Imam Bonjol/Jl.Mayjend
Sutoyo Siswomiharjo, Medan 20112
Telp. : (061) 88880299
Fax. : (061) 80501658

Polonia

Hotel Polonia

Jl. Sudirman 14, Medan 20152
Telp. : (061) 4538189
Fax. : (061) 4156201

Juanda

Jl. Ir. H. Juanda No. 29A, Kec. Medan
Polonia, Kel. Sukadamai
Medan 20152
Telp. : (061) 4528550
Fax. : (061) 4528551

Pemuda

Jl. Pemuda No.14-AB, Medan 20117
Telp. : (061) 4156622
Fax. : (061) 4524827

AR Hakim

Jl. Ar. Hakim 70-72, Medan 20216
Telp. : (061) 7362955
Fax. : (061) 7361544

Sujono

Jl. Letda Sujono Dalam No. 102
Kec. Percut Sei Tuan
Kel. Medan Estate, Medan 20371
Telp. : (061) 7342096
Fax. : (061) 7359301

Simpang Limun

Jl. Sisimangaraja no.17 Kel. Sitirejo I
Medan 20219
Telp. : (061) 7867313
Fax. : (061) 7867939

Bandung

Jl. Bandung 42-44, Medan 20212
Telp. : (061) 4565336
Fax. : (061) 4563337

Asia

Jl. Asia No. 95 E Kel. Sei Rengas II
Kec. Medan Area Medan
Sumatera Utara 20214
Telp. : (061) 7352508
Fax. : (061) 7352513

KS Tubun

Jl. Aip II Ks. Tubun 1-3, Medan 20111

Tanjung Morawa

Jl. Pahlawan 60 Tanjung Morawa
Medan 20362
Telp. : (061) 7944536
Fax. : (061) 7944538

Pematang Siantar Merdeka

Jl. Merdeka 5 Pematang, Siantar 21117
Telp. : (0622) 21227
Fax. : (0622) 24632

Megaland

Jl. Sangnawaluh (d/h Jl Asahan)
No 28 Ruko Kompleks Megaland
Blok A Kab. Simalungun
Kec. Siantar Timur Kel. Pahlawan
Pematang Siantar
Sumatera Utara 21132
Telp. : (0622) 23000
Fax. : (0622) 433760

Perdagangan

Jl. SM Raja 608 Perdagangan I
Kab. Simalungun Kec. Bandar
Kel. Perdagangan I
Pematang Siantar 21184
Telp. : (0622) 96891
Fax. : (0622) 96891

Tebing Tinggi Sudirman

Jl. Sudirman 175-BC
Tebing Tinggi 20611
Telp. : (0621) 21800
Fax. : (0621) 22113

WEST SUMATERA

PADANG

Sudirman

Jl. Jend. Sudirman No.16.
Kel. Sawahan Kec. Padang Timur
Padang - Sumatera Barat 25112
Telp. : (0751) 32533
Fax. : (0751) 34022

Pondok

Jl. Pondok No.82 G Kel. Imam Bonjol
Kec. Padang Selatan, Padang 25211
Telp. : (0751) 37569 - 70
Fax. : (0751) 31884

M Yamin

Jl. Moh. Yamin No.148, Kel. Olo
Kec. Padang Barat, Padang 25112

SMP Santa Maria

Jln Gereja No 39 kelurahan Belakang
Tangsi Kec Padang Barat
Kota Padang 25118
Telp. : (0751) 893170
Fax. : (0751) 893171



Performance
Highlights



Management
Reports



Company
Profile



Management Discussion
and Analysis



Risk
Management

OFFICE NETWORK ADDRESSES

BUKITTINGGI

Ahmad Yani

Jl. A. Yani No. 118B Bukittinggi
Kel. Benteng Pasar Atas
Kec. Guguk Panjang
Bukit Tinggi 26113
Telp. : (0752) 628600
Fax. : (0752) 628606

Labuhan Batu

Rantau Prapat - Ahmad Yani

Jl. Ahmad Yani No.61 - 63
Labuhan Batu Sumatera Utara 21412
Telp. : (0624) 327706
Fax. : (0624) 327706

Binjai

Sudirman
Jl. Jend. Sudirman No.348-350

Jambi

Sutomo
Jl. Dr. Sutomo No.31 Jambi 36113
Telp. : (0741) 32900
Fax. : (0741) 22582

Jelutung

Jl. Hayam Wuruk No. 29 – 30
Jambi 36136
Telp. : (0741) 33366
Fax. : (0741) 33777

Sipin

Jl. Kol. Abun Jani no.4
Sipin Ujung Kel. Simpang IV Sipin
Kec. Telanaipura, Jambi 36124
Telp. : (0741) 668089
Fax. : (0741) 63679

RIAU ISLANDS

BATAM

Sei Panas

Komp. Executive Center Blok I No. 1
ABC Jl. Laksamana Bintan Sei Panas
Batam 29432
Telp. : (0778) 426777
Fax. : (0778) 454373

Batu Aji

Jl. Komplek Cipta Agung No. 5
(Batu Aji), Batam 29433
Telp. : (0778) 363111
Fax. : (0778) 363150

Batamindo

Plaza Batamindo Lt.1 No. A1-3.
Jl. Rasamala 20 Muka Kuning
Sei Beduk, Batam 29433
Telp. : (0770) 612334/612335/612356
Fax. : (0770) 612367

Nagoya

Kompleks Lumbung Rezeki Blok G 6 7 8
Jl. Sultan A. Rahman Batam 29422
Telp. : (0778) 457208
Fax. : (0778) 426075

Adhya Building

Adhya Building Batam Komp. Ruko
Permata Niaga, Batam 29462
Telp. : (0778)
7418432/7418435/7418436
Fax. : (0778) 7418437

Kabil

Komplek Ruko Citranusa Niaga
Blok A1 No.12 Kec. Nongsa
Kel. Batu Besar Batam 29432
Telp. : (0788) 8070024
Fax. : (0788) 8070025

Botania

Komp. Pertokoan Botania Blok A2
No.1 Kel. Berlian Kec. Batam
Kota Riau 29464
Telp. : (0778) 7495501-03/04
Fax. : (0778) 7495502

Penuin Centre

Penuin Centre Blok F No.11

TANJUNG PINANG

Merdeka

Jl. Merdeka no 11
Kel. Tanjungpinang Kota
Kec. Tanjungpinang Kota
Tanjung Pinang 29111
Telp. : (0771) 27947
Fax. : (0771) 27950

Bintan Center

Jl. DI Panjaitan Km.9 Bintan Center
Kel. Batu IX Kec. Tanjung Pinang
Timur, Tanjung Pinang 29125
Telp. : (0771) 442866
Fax. : (0771) 442255

Kijang

Jl. Hang Lekir (Hang Jebat)
RT/RW 001/01 Kp. Pisang Kijang
Kelurahan Kijang Kota
Kecamatan Bintan Timur
Kijang 29151
Telp. : (0771) 61692
Fax. : (0771) 61261

RIAU

Dumai

Sultan Syarif Qasim
Jl. Sultan Syarif Qasim no.177
Kec. Dumai Timur Kel. Bintan
Dumai 28811
Telp. : (0765) 439696
Fax. : (0765) 439698

PEKANBARU

Duri

Jl. Hangtuah No. 692 Kec. Mandau
Kel. Air Jamban Duri 28884
Telp. : (0761) 5594760
Fax. : (0765) 594750

Sudirman

Jl. Jend. Sudirman 163-165

Tuanku Tambusai

Jl. Tuanku Tambusai 320-H
Kec. Tampan Kel. Labuh Baru
Pekanbaru 28291
Telp. : (0761) 566862
Fax. : (0761) 566864

Riau

Ruko Jl. Riau No.20b

Panam

Komp. Metropolitan Blok C No.116 Jl.
HR Subrantas Panam
Pekanbaru 28294
Telp. : (0761) 5887700/5887711/5880
00/563094/563095
Fax. : (0761) 5887722

KEPULAUAN BANGKA BELITUNG

Pangkal Pinang

Masjid Jamik
Jl. Masjid Jamik Kel. Masjid Jamik
Kec. Rangkui Pangkal Pinang
Bangka 33132

SOUTH SUMATERA

PALEMBANG

Sudirman

Jl. Jend. Sudirman No. 132 B
Kec. Ilir Timur I Kel. 20 Ilir I
Palembang 30129
Telp. : (0711) 377770
Fax. : (0711) 377755

Alang-alang Lebar

Jl. Palembang - Betung Km 12
Kel. Alang-Alang Lebar
Kec. Sukarami Palembang 30154
Telp. : 0711-3271604
Fax. : 0711-3271605

Sukamto

Jl. R. Sukamto No.47/2385 Kel. 20 Ilir II
Kec. Kemuning Kota
Palembang 30127
Telp. : (0711) 350550
Fax. : (0711) 967693





Supporting Business
Review



Corporate Governance
Report



Corporate Social
Responsibility



Others
Corporate Data



Consolidated
Financial Report

LAMPUNG

Lampung Selatan Malahayati

Jl. Laks. Malahayati No. 34-40
Lampung 35224
Telp. : (0721) 485773
Fax. : (0721) 483296

Tanjung Karang

Jl. Palembang II No.16 - 18
Bandar Lampung 35111
Telp. : (0721) 261994
Fax. : (0721) 263442

Raden Intan

Jl. Raden Intan No. 140 A
Bandar Lampung 35118
Telp. : (0721) 259877
Fax. : (0721) 259877

CENTRAL KALIMANTAN

Palangkaraya

Murjani

Jl. Dr. Murjani No.9, Rt 1, Rw 7,
Kel. Pahandut, Kec. Pahandut,
Palangkaraya, 73112

EAST KALIMANTAN

Balikpapan

Ahmad Yani
Jl. Jend. Ahmad Yani No. 83
Kel. Gunung Sari Ilir
Kec. Balikpapan Tengah
Balikpapan 76121
Telp. : (0542) 733037
Fax. : (0542) 733122

Ruko Baru

Komp. Balikpapan Baru Blok B2 No.2
Jl. MT. Haryono Komp. Bpp. Baru
Kel. Damai Kec. Balikpapan Selatan
Balikpapan 76114
Telp. : (0542) 7214101
Fax. : (0542) 7214093

MT Haryono

Ruko Jl. MT Haryono 10 I - 10 J,
Kel. Damai, Kec Balikpapan Selatan,
Balikpapan 76114
Telp. : (0542) 426756

Kebon Sayur

Jl. Letjend Suprpto No 12
Kebun Sayur, Balikpapan
Telp. : (0542) 742243
Fax. : (0542) 736745

Permai

Komp. Balikpapan Permai Blok G1
No.1 Kelurahan Damai Kecamatan
Balikpapan Selatan Balikpapan 76113
Telp. : (0542)877377
Fax. : (0542) 426834

Samarinda

KH Khalid
Jl. KH. Khalid No. 32, Samarinda 75111
Telp. : (0541) 732723
Fax. : (0541) 735239

Simpang Merak

Komplek Ruko Simpang Merak
Jl. S. Parman Blok C-24
Samarinda 75117
Telp. : (0541) 202844
Fax. : (0541) 202845

Bung Tomo

Jl. Bung Tomo Rt 13

Tenggarong

Jl. Jend. Sudirman no.66 RT IV
Kel. Melayu Kec. Tenggarong
Samarinda 75512
Telp. : (0541) 664111
Fax. : (0541) 664109

Bontang

Ahmad Yani
Jl. A. Yani No 5 Kel. Api-Api
Kec. Bontang Utara, Bontang 75312

SOUTH KALIMANTAN

BANJARMASIN

Pangeran Samudera

Jl. Pangeran Samudera No.26
Banjarmasin 70111
Telp. : (0511) 4367508
Fax. : (0511) 4367929

Ahmad Yani 56

Jl. A. Yani Km. 2 5 No 56 Banjarmasin
Kalimantan Selatan 70233
Telp. : (0511) 3257501
Fax. : (0511) 3257990

Ahmad Yani Mitramas

KCP Banjarbaru Jl. A. Yani Km 35,
Rt 005 Rw 001 Kel. Guntung Paikat,
Kec. Banjarbaru Selatan Banjarbaru

WEST KALIMANTAN

PONTIANAK

Tanjungpura

Jl. Tanjungpura Pontianak 78117
Telp. : (0561) 730101
Fax. : (0561) 730222

Ahmad Yani

Komp. Ruko A. Yani Sentra Bisnis
Blok A No. 3A Jl Jend. A Yani
Pontianak.Kel. Parit Tokaya
Kec. Pontianak Selatan
Pontianak 78121
Telp. : (0561) 761212
Fax. : (0561) 761209

Ketapang

MT Haryono
Jl. Letnan Jendral M.T. Haryono
No.138 A Kel. Tengah Kab. Ketapang
Kecamatan Delta Pawan
Kalimantan Barat 78812

NORTH KALIMANTAN

Tarakan

Karang Anyar
Jl. Mulawarman 32-34,
Kel. Karang Anyar, Kec. Tarakan Barat,
Tarakan, Kalimantan Utara 77111
Telp. : (0551) 33555/33444
Fax. : (0551) 33398

SOUTHEAST SULAWESI

Kendari

Mandonga

Jl. Drs. Hj. Abdullah Silondae
Kel. Mandonga Kec. Mandonga
Kendari, Sulawesi Tenggara 93111
Telp. : (0401) 3128848
Fax. : (0401) 3129162/3122239

NORTH SULAWESI

Manado

Walanda Maramis

Jl. Walanda Maramis No.137

Mega Mas

Jl. Pierre Tendean Kawasan
Ruko Mega Mas Blok 1c
No.5-6, Manado 95111
Telp. : (0431) 8880760-65
Fax. : (0431) 8880772

Sam Ratulangi

Jl. Sam Ratulangi No. 205

SOUTH SULAWESI

Makassar

Ahmad Yani

Jl. Ahmad Yani No. 33
Makassar 90174
Telp. : (0411) 318718 / 310741 - 2

Perintis Kemerdekaan

Jl. Perintis Kemerdekaan KM 3
Kel. Tamanlan Rea Kec. Tamanlan
Rea 90245
Telp. : (0411) 580225
Fax. : (0411) 580725

Bandang

Jl. Bandang No. 10-12
Makassar 90155
Telp. : (0411) 326013
Fax. : (0411) 325969



Performance
Highlights



Management
Reports



Company
Profile



Management Discussion
and Analysis



Risk
Management

OFFICE NETWORK ADDRESSES

Sam Ratulangi

Jl. Dr. Sam Ratulangi No.110
Makassar 90125
Telp. : (0411) 835255
Fax. : (0411) 835256

Gedung Kenari

Gedung Kenari Petak IV Jl. Veteran
Selatan No. 1 Kec. Makasar
Kel. Maricaya 90131
Telp. : (0411) 436960 / 436961

Panakukang

Jl. Raya Boulevard Ruko Rubby No.2
Panakukang Makassar 90231
Telp. : (0411) 456284-5
Fax. : (0411) 456286

MALUKU

Ambon

Sam Ratulangi

Jl. Sam Ratulangi No.89
Kel. Honipopu Kec. Sirimau
Ambon 96127
Telp. : (0911) 355171
Fax. : (0911) 353239

Pasar Mardika

Jl. Mutiara No.53 Kel. Rijali
Kec. Sirimau Ambon 97123
Telp. : (0911) 355167
Fax. : (0911)342088

PAPUA

Jayapura

Pasifik Permai
Komp. Jayapura Pasifik Permai D9 - 10
Kel. Bhayangkara Kec. Jayapura Utara
Jayapura 99112
Telp. : (0967) 535234
Fax. : (0967) 535045

MIMIKA

Kuala Kencana

Kuala Kencana Center Suite 103
Timika Papua 99920
Telp. : (0901) 301234
Fax. : (0901) 301233

Budi Utomo

Jl. Budi Utomo No.99B, RT 9,
Kel. Inauga, Kec. Wania, Mimika 99910
Telp. : (0901) 323684 / 323685

Ridge Camp

Ridge Camp Mile 74 Tembagapura
Timika - Papua 99930
Telp. : (0901) 412006
Fax. : (0901) 412872

Tembagapura I

Single Shopping Mile 68 Tembagapura
Timika - Papua 99930
Telp. : (0901) 351234 - 5 / 351286

Tembagapura II

Family Shopping Mile 68 Tembagapura
Timika - Papua 99930
Telp. : (0901) 352333
Fax. : (0901) 352352

WEST NUSA TENGGARA / NTB

MATARAM

Pejanggik

Ruko Jl. Pejanggik Kec. Cakranegara
Kel. Cakra Barat Mataram Lombok
Nusa Tenggara Barat 83239
Telp. : (0370) 632444
Fax. : (0370) 647543

Selong

Jl. TGKH Zainudin Abdul Majid. Ruko
Bin Ali No.15 Kel. Pancor Kec. Selong
Kab. Lombok Timur
Nusa Tenggara Barat 83611
Telp. : (0376) 2927122
Fax. : (0376) 2927123

EAST NUSA TENGGARA / NTT KUPANG

Lalamentik

Jl. Wj Lalamentik
Telp. : (0380) 8555015
Fax. : (0380) 831099

Sudirman

Jl. Ruko Sudirman I/88 B,
Jl. Jend Sudirman

BRANCHES OF SHARIA

HEAD OFFICE

Menara Sudirman

Gd. Menara Sudirman,
Jl. Jend. Sudirman Kav. 60
Jakarta Selatan
Telp. : (021) 52920901
Fax. : (021) 52920943

JAKARTA

Kemenag Jakarta Timur

Jl. Terusan I Gusti Ngurah Rai
Pondok Kopi, Jakarta Timur
Telp. : (021) 213 85691

Sentraya

Menara Sentraya Jl. Iskandarsyah II
No.2

TANGERANG

Serpong

Jl. Gading Serpong Boulevard Ba
02 No.28 & 29 Gading Serpong,
Tangerang, Banten

BOGOR

Juanda

KCS bogor Jl. Ir. H. Juanda No. 12
Bogor 16121

SURABAYA

Adityawarman

Jl. Adityawarman No.53, Surabaya
Telp. : (031) 5682068
Fax. : (031) 5682131

MALANG

Soekarno Hatta

Jl. Soekarno Hatta No.2-2A,
Kel. Jatimulyo, Kec. Lowokwaru, Malang
Telp. : 0341 - 353081
Fax. : 0341 -353085

BANDUNG

Lembong

Jl. lembong no.7

Kemenag Kota

Kantor Kementerian Agama
Kota Bandung Jl Soekarno Hatta
No.498 Batununggal, Bandung Kidul,
Kota Bandung, Jawa Barat 40266
Telp. : 022 - 7505925

Kemenag Kabupaten

Jl. Adipati Agung No 42 Baleendah
Kabupaten Bandung

CIREBON

Tuparev

Jl. Tuparev no 41A Kec. Kedawang,
Kel.Sutawinangun Cirebon 45153
Telp. : 0231 - 221228
Fax. : 0231 - 223287

SEMARANG

Pemuda 21B

Jl. Pemuda No. 21b Semarang 50139
Telp. : (024) 8449272
Fax. : (024) 8449270

SOLO

Ir. Sutami

Jl. Ir. Sutami No.82,
Kel. Pucang Sawit, Kec. Jebres
Solo 57126
Telp. : 0271 - 663454
Fax. : 0271 - 732176

YOGYAKARTA

Sudirman

Jl. Jend. Sudirman No.50

MEDAN

Iskandar Muda

Jl. Iskandar Muda No.121
Medan 20152
Telp. : (061) 4553344
Fax. : (061) 4533522





LAMPUNG

Hasanudin

Jl. Hasanudin No.90E
Bandar Lampung
Telp. : (0721) 261994
Fax. : (0721) 488088

PALEMBANG

Letkol Iskandar

Jl Letkol Iskandar 24 III, Palembang
Telp. : 0711 363038
Fax. : 0711 371649

MAKASSAR

Achmad Yani

Jl. Achmad Yani 13 C - D, Makassar
Telp. : (0411) 862012
Fax. : (0411) 860757

LHOKSEUMAWE

Suka Ramai

Jl. Suka Ramai No.24, Lhokseumawe
Telp. : (0645) 40573/42911
Fax. : (0645) 43942

PEKANBARU

Sudirman

Jl. Jend. Sudirman No. 255 Cd,
Pekanbaru 28112
Telp. : 0761 - 29565
Fax. : 0761 - 29868

SAMARINDA

Juanda

Jl. Ir. H. Juanda No.216 C, Samarinda

PADANG

Sudirman

Jl. Jend. Sudirman No.16, Padang
Telp. : 0751 - 893205
Fax. : 0751 - 893210

JAMBI

Hayam Wuruk

Jl. Hayam Wuruk No. 29 – 30
Jambi 36136
0741 - 26189
0741-33377

BANJARMASIN

Ahmad Yani

Jl. A Yani Km 2,5 No 56
Telp : 05113257501
Fax. : 05113257990

WEST NUSA TENGGARA / NTB

Pejanggik

Ruko Jl. Pejanggik Cakaranegara
Mataram
Telp. : 0370 - 632444
Fax. : 0370 - 647543/646876

BALI

Thamrin

Jl. MH Thamrin No.77, Denpasar
Telp. : 0361 - 436047
Fax. : 0361 - 436048

BATAM

Batam - Mahkota Raya

Ruko Mahkota Raya Blok C No. 12B &
15, Batam Center – Batam
Telp. : 0778 - 8072050
Fax. : 0778 - 8072057

KAS MOBIL

KAS MOBIL - JAKARTA CENTRAL

Jl. Kebon Sirih no.33, Jakarta 10340

Kas Mobil - East

Gd. CIMB Niaga Cempaka Putih Lt 4
Jl Letjend Suprpto No 68
Jakarta Pusat
Telp (021) 4204111

Kas Mobil - Downtown

KC Gajah Mada, Jl. Gajah Mada
No. 18, Jakarta 10130

KAS MOBIL - SOUTH

KC Warung Buncit,

Jl. Mampang Prapatan No.101,
Jakarta 12790

KAS MOBIL - WEST

KC Tomang Tol,
Jl. Taman Kedoya Baru No.8,
Kedoya Selatan, Jakarta Barat 11520

KAS MOBIL - JABAR

KC Bandung Dago, Jl. Ir. H. Juanda
No. 165, Kel. Lebak Siliwangi
Kec. Coblong, Bandung 40115

KAS MOBIL - CIREBON

KC Cirebon Yos Sudarso,
Jl. Yos Sudarso No.26, Cirebon 45111

KAS MOBIL - TANGERANG

Jl. Daan Mogot No. 58,
Tangerang 15111

KAS MOBIL - SEMARANG

KC Semarang Pemuda,
Jl. Pemuda 102-104, Semarang 50133

KAS MOBIL - YOGYAKARTA

KC Yogya Sudirman 50,
Jl. Jend. Sudirman No. 50,
Yogyakarta 55233

KAS MOBIL - SURABAYA

Jl. Raya Darmo No. 26,
Surabaya 60264

KAS MOBIL - SURABAYA 2

Jl. Raya Darmo No. 26,
Surabaya 60264

KAS MOBIL - MALANG 1

KC Malang Basuki Rahmat MIn 035,
Jl. Basuki Rachmad No. 26-28,
Malang 65119

KAS MOBIL - MALANG 2

KC Malang Basuki Rahmat MIn 035,
Jl. Basuki Rachmad No. 26-28,
Malang 65119

KAS MOBIL - DENPASAR

KC Denpasar - Thamrin,
Jl. Mh. Thamrin No 77,
Denpasar 80119

KAS MOBIL - MEDAN

KC Gatot Subroto,
Jl. Gatot Subroto 187-Ab,
Medan 20112

KAS MOBIL - BATAM

Komp. Executive Center
Blok I No. 1

Abc

Jl. Laksamana Bintan, Sei Panas,
Batam 29432

KAS MOBIL - SAMARINDA

Jl. Kh. Khalid No.32, Samarinda 75111

KAS MOBIL - MAKASSAR KC

Jl. Ahmad Yani No. 33,
Makassar 90174

KAS MOBIL - PALEMBANG

Jl. Jend. Sudirman No. 132 B,
Kec. Ilir Timur I, Kel. 20 Ilir I,
Palembang 30129



**PT BANK CIMB NIAGA Tbk
DAN ENTITAS ANAK/*AND SUBSIDIARY***

**LAPORAN KEUANGAN KONSOLIDASIAN/
*CONSOLIDATED FINANCIAL STATEMENTS***

**31 DESEMBER 2017, 2016, DAN 2015
SERTA UNTUK TAHUN-TAHUN YANG BERAKHIR
31 DESEMBER 2017, 2016, DAN 2015/
*31 DECEMBER 2017, 2016, AND 2015
AND FOR THE YEARS ENDED
31 DECEMBER 2017, 2016, AND 2015***

**SURAT PERNYATAAN DIREKSI
TENTANG
TANGGUNG JAWAB ATAS LAPORAN KEUANGAN
KONSOLIDASIAN PADA TANGGAL
31 DESEMBER 2017, 2016, DAN 2015
SERTA UNTUK TAHUN-TAHUN YANG BERAKHIR
31 DESEMBER 2017, 2016, DAN 2015
PT BANK CIMB NIAGA Tbk DAN ANAK PERUSAHAAN**

**DIRECTORS' STATEMENT
REGARDING
THE RESPONSIBILITY FOR THE CONSOLIDATED
FINANCIAL STATEMENTS AS AT
31 DECEMBER 2017, 2016, AND 2015
AND FOR THE YEARS ENDED
31 DECEMBER 2017, 2016, AND 2015
PT BANK CIMB NIAGA Tbk AND SUBSIDIARIES**

Kami yang bertanda tangan dibawah ini:

1. Nama : Tigor M. Siahaan
Alamat Kantor : Gedung Graha Niaga
Jl. Jend. Sudirman Kav. 58
Alamat Rumah : Jl. Cianjur No. 19, Menteng,
Jakarta Pusat
Nomor Telepon : 2505151, 2505252, 2505353
Jabatan : Presiden Direktur
2. Nama : Wan Razly Abdullah
Alamat Kantor : Gedung Graha Niaga
Jl. Jend. Sudirman Kav. 58
Alamat Rumah : Jl. Gaharu VI No.6 Cipete,
Cilandak Barat, Jakarta Selatan
Nomor Telepon : 2505151, 2505252, 2505353
Jabatan : Direktur

We, the undersigned:

1. Name : Tigor M. Siahaan
Office address : Graha Niaga Building
Jl. Jend. Sudirman Kav. 58
Residential address : Jl. Cianjur No. 19, Menteng,
Jakarta Pusat
Telephone : 2505151, 2505252, 2505353
Title : President Director
2. Name : Wan Razly Abdullah
Office address : Graha Niaga Building
Jl. Jend. Sudirman Kav. 58
Residential address : Jl. Gaharu VI No.6 Cipete,
Cilandak Barat, Jakarta Selatan
Telephone : 2505151, 2505252, 2505353
Title : Director

Menyatakan bahwa:

1. Kami bertanggung jawab atas penyusunan dan penyajian laporan keuangan konsolidasian PT Bank CIMB Niaga Tbk dan Anak Perusahaan;
2. Laporan keuangan konsolidasian PT Bank CIMB Niaga Tbk dan Anak Perusahaan telah disusun dan disajikan sesuai dengan Standar Akuntansi Keuangan di Indonesia;
3. a. Semua informasi dalam laporan keuangan konsolidasian PT Bank CIMB Niaga Tbk dan Anak Perusahaan telah dimuat secara lengkap dan benar;
b. Laporan keuangan konsolidasian PT Bank CIMB Niaga Tbk dan Anak Perusahaan tidak mengandung informasi atau fakta material yang tidak benar, dan tidak menghilangkan informasi atau fakta material;
4. Kami bertanggung jawab atas sistem pengendalian internal dalam PT Bank CIMB Niaga Tbk dan Anak Perusahaan.

Declare that:

1. We are responsible for the preparation and presentation of PT Bank CIMB Niaga Tbk and Subsidiaries' consolidated financial statements;
2. PT Bank CIMB Niaga Tbk and Subsidiaries' consolidated financial statements have been prepared and presented in accordance with Indonesian Financial Accounting Standards;
3. a. All information in the PT Bank CIMB Niaga Tbk and Subsidiaries' consolidated financial statements has been disclosed in a complete and truthful manner;
b. PT Bank CIMB Niaga Tbk and Subsidiaries' consolidated financial statements do not contain any incorrect information or material facts, nor do they omit information or material facts;
4. We are responsible for PT Bank CIMB Niaga Tbk and Subsidiaries' internal control system.

Demikian pernyataan ini dibuat dengan sebenarnya.

We certify the accuracy of this statement.

JAKARTA, 26 Februari/February 2018

Atas nama dan mewakili Direksi/For and on behalf of the Board of Directors



Wan Razly Abdullah
Direktur/Director

Tigor M. Siahaan
Presiden Direktur/ President Director



**LAPORAN AUDITOR INDEPENDEN
KEPADA PARA PEMEGANG SAHAM**

**INDEPENDENT AUDITORS' REPORT
TO THE SHAREHOLDERS OF**

PT BANK CIMB NIAGA TBK

Kami telah mengaudit laporan keuangan konsolidasian PT Bank CIMB Niaga Tbk dan entitas anaknya terlampir, yang terdiri dari laporan posisi keuangan konsolidasian tanggal 31 Desember 2017, serta laporan laba rugi dan penghasilan komprehensif lain, laporan perubahan ekuitas dan laporan arus kas konsolidasian untuk tahun yang berakhir pada tanggal tersebut, dan suatu ikhtisar kebijakan akuntansi signifikan dan informasi penjelasan lainnya.

We have audited the accompanying consolidated financial statements of PT Bank CIMB Niaga Tbk and its subsidiary, which comprise the consolidated statement of financial position as of 31 December 2017, and the consolidated statements of profit or loss and other comprehensive income, changes in equity and cash flows for the year then ended, and a summary of significant accounting policies and other explanatory information.

Tanggung jawab manajemen atas laporan keuangan konsolidasian

Management's responsibility for the consolidated financial statements

Manajemen bertanggung jawab atas penyusunan dan penyajian wajar laporan keuangan konsolidasian ini sesuai dengan Standar Akuntansi Keuangan di Indonesia, dan atas pengendalian internal yang dianggap perlu oleh manajemen untuk memungkinkan penyusunan laporan keuangan konsolidasian yang bebas dari kesalahan penyajian material, baik yang disebabkan oleh kecurangan maupun kesalahan.

Management is responsible for the preparation and fair presentation of these consolidated financial statements in accordance with Indonesian Financial Accounting Standards, and for such internal control as management determines is necessary to enable the preparation of consolidated financial statements that are free from material misstatement, whether due to fraud or error.

Tanggung jawab auditor

Auditors' responsibility

Tanggung jawab kami adalah untuk menyatakan suatu opini atas laporan keuangan konsolidasian ini berdasarkan audit kami. Kami melaksanakan audit kami berdasarkan Standar Audit yang ditetapkan oleh Institut Akuntan Publik Indonesia. Standar tersebut mengharuskan kami untuk mematuhi ketentuan etika serta merencanakan dan melaksanakan audit untuk memperoleh keyakinan memadai tentang apakah laporan keuangan konsolidasian bebas dari kesalahan penyajian material.

Our responsibility is to express an opinion on these consolidated financial statements based on our audit. We conducted our audit in accordance with Standards on Auditing established by the Indonesian Institute of Certified Public Accountants. Those standards require that we comply with ethical requirements and plan and perform the audit to obtain reasonable assurance about whether the consolidated financial statements are free from material misstatement.

Kantor Akuntan Publik Tanudiredja, Wibisana, Rintis & Rekan
Plaza 89, Jl. H.R. Rasuna Said Kav. X-7 No.6 Jakarta 12940 - INDONESIA, P.O. Box 2473 JKP 10001
T: +62 21 5212901, F: +62 21 52905555 / 52905050, www.pwc.com/id



Suatu audit melibatkan pelaksanaan prosedur untuk memperoleh bukti audit tentang angka-angka dan pengungkapan dalam laporan keuangan konsolidasian. Prosedur yang dipilih bergantung pada pertimbangan auditor, termasuk penilaian atas risiko kesalahan penyajian material dalam laporan keuangan konsolidasian, baik yang disebabkan oleh kecurangan maupun kesalahan. Dalam melakukan penilaian risiko tersebut, auditor mempertimbangkan pengendalian internal yang relevan dengan penyusunan dan penyajian wajar laporan keuangan konsolidasian entitas untuk merancang prosedur audit yang tepat sesuai dengan kondisinya, tetapi bukan untuk tujuan menyatakan opini atas keefektifan pengendalian internal entitas. Suatu audit juga mencakup pengevaluasian atas ketepatan kebijakan akuntansi yang digunakan dan kewajaran estimasi akuntansi yang dibuat oleh manajemen, serta pengevaluasian atas penyajian laporan keuangan konsolidasian secara keseluruhan.

Kami yakin bahwa bukti audit yang telah kami peroleh adalah cukup dan tepat untuk menyediakan suatu basis bagi opini audit kami.

Opini

Menurut opini kami, laporan keuangan konsolidasian terlampir menyajikan secara wajar, dalam semua hal yang material, posisi keuangan konsolidasian PT Bank CIMB Niaga Tbk dan entitas anaknya tanggal 31 Desember 2017, serta kinerja keuangan dan arus kas konsolidasiannya untuk tahun yang berakhir pada tanggal tersebut, sesuai dengan Standar Akuntansi Keuangan di Indonesia.

An audit involves performing procedures to obtain audit evidence about the amounts and disclosures in the consolidated financial statements. The procedures selected depend on the auditors' judgment, including the assessment of the risks of material misstatement of the consolidated financial statements, whether due to fraud or error. In making those risk assessments, the auditors' consider internal control relevant to the entity's preparation and fair presentation of the consolidated financial statements in order to design audit procedures that are appropriate in the circumstances, but not for the purpose of expressing an opinion on the effectiveness of the entity's internal control. An audit also includes evaluating the appropriateness of accounting policies used and the reasonableness of accounting estimates made by management, as well as evaluating the overall presentation of the consolidated financial statements.

We believe that the audit evidence we have obtained is sufficient and appropriate to provide a basis for our audit opinion.

Opinion

In our opinion, the accompanying consolidated financial statements present fairly, in all material respects, the consolidated financial position of PT Bank CIMB Niaga Tbk and its subsidiary as of 31 December 2017, and their consolidated financial performance and cash flows for the year then ended, in accordance with Indonesian Financial Accounting Standards.

JAKARTA
26 Februari/February 2018

Angelique Dewi Daryanto, S.E., CPA
Surat Ijin Praktek Akuntan Publik/License of Public Accountant No. AP. 0734

**PT BANK CIMB NIAGA Tbk
DAN ENTITAS ANAK/AND SUBSIDIARY**

**LAPORAN POSISI KEUANGAN KONSOLIDASIAN
31 DESEMBER 2017, 2016, DAN 2015**

(Dinyatakan dalam jutaan Rupiah, kecuali dinyatakan lain)

**CONSOLIDATED STATEMENTS OF FINANCIAL POSITION
31 DECEMBER 2017, 2016, AND 2015**

(Expressed in millions of Rupiah, unless otherwise stated)

ASET	Catatan/ Notes	2017	2016	2015	ASSETS
K a s	2e,2f,2i,4	3,895,997	3,261,730	4,240,006	Cash
Giro pada Bank Indonesia	2e,2f,2j,5	11,522,696	13,345,736	14,605,403	Current accounts with Bank Indonesia
Giro pada bank lain		3,574,267	1,624,152	2,348,027	Current accounts with other banks
Dikurangi: Cadangan kerugian penurunan nilai		-	-	-	Less: Allowance for impairment losses
	2e,2f,2h,2j,6	<u>3,574,267</u>	<u>1,624,152</u>	<u>2,348,027</u>	
Penempatan pada bank lain dan Bank Indonesia		13,323,713	4,436,233	5,898,585	Placement with other banks and Bank Indonesia
Dikurangi: Cadangan kerugian penurunan nilai		(9,514)	(11,928)	(14,917)	Less: Allowance for impairment losses
	2e,2f,2h,2k,7	<u>13,314,199</u>	<u>4,424,305</u>	<u>5,883,668</u>	
Efek-efek		13,480,610	9,380,140	9,859,144	Marketable securities
Dikurangi: Cadangan kerugian penurunan nilai		(38,556)	(35,913)	(37,521)	Less: Allowance for impairment losses
	2e,2f,2h,2l,8	<u>13,442,054</u>	<u>9,344,227</u>	<u>9,821,623</u>	
Obligasi Pemerintah	2e,2f,2l,9	24,971,486	18,184,132	16,049,893	Government Bonds
Efek-efek yang dibeli dengan janji dijual kembali	2f,2m,10	-	542,956	174,552	Securities purchased under resale agreements
Tagihan derivatif	2e,2f,2n,11	280,293	484,602	595,554	Derivative receivables
Kredit yang diberikan					Loans
Pihak berelasi	2f,2ah,12,49	267,700	214,746	144,370	Related parties
Pihak ketiga	2e,2f,2o,12	181,138,022	173,372,945	170,588,608	Third parties
		<u>181,405,722</u>	<u>173,587,691</u>	<u>170,732,978</u>	
Dikurangi: Cadangan kerugian penurunan nilai		(6,984,706)	(7,664,256)	(7,050,246)	Less: Allowance for impairment losses
	2e,2f,2h,2o,2ah,12,49	<u>174,421,016</u>	<u>165,923,435</u>	<u>163,682,732</u>	
Piutang pembiayaan konsumen		3,710,084	6,493,921	6,623,851	Consumer financing receivables
Dikurangi: Cadangan kerugian penurunan nilai		(323,334)	(433,997)	(347,745)	Less: Allowance for impairment losses
	2f,2h,2p,13	<u>3,386,750</u>	<u>6,059,924</u>	<u>6,276,106</u>	
Piutang sewa pembiayaan		19,607	82,427	179,927	Financing lease receivables
Dikurangi: Cadangan kerugian penurunan nilai		(8,671)	(30,446)	(22,244)	Less: Allowance for impairment losses
	2f,2h,2q,14	<u>10,936</u>	<u>51,981</u>	<u>157,683</u>	

**PT BANK CIMB NIAGA Tbk
DAN ENTITAS ANAK/AND SUBSIDIARY**

**LAPORAN POSISI KEUANGAN KONSOLIDASIAN
31 DESEMBER 2017, 2016, DAN 2015**

(Dinyatakan dalam jutaan Rupiah, kecuali dinyatakan lain)

**CONSOLIDATED STATEMENTS OF FINANCIAL POSITION
31 DECEMBER 2017, 2016, AND 2015**

(Expressed in millions of Rupiah, unless otherwise stated)

ASET (lanjutan)	Catatan/ Notes	2017	2016	2015	ASSETS (continued)
Tagihan akseptasi		4,184,965	4,488,511	4,251,849	Acceptance receivables
Dikurangi: Cadangan kerugian penurunan nilai		-	-	-	Less: Allowance for impairment losses
	2e,2f,2h,2r,15	4,184,965	4,488,511	4,251,849	
Penyertaan		4,464	4,464	13,938	Investments
Dikurangi: Cadangan kerugian penurunan nilai		(805)	(890)	(890)	Less: Allowance for impairment losses
	2f,2h,2s,16	3,659	3,574	13,048	
Aset tetap		7,627,294	7,504,192	4,465,175	Fixed assets
Dikurangi: Akumulasi penyusutan		(2,507,386)	(2,234,845)	(2,441,890)	Less: Accumulated depreciation
	2t,17	5,119,908	5,269,347	2,023,285	
Aset tidak berwujud		2,558,339	2,285,292	1,946,980	Intangible assets
Dikurangi: Akumulasi penyusutan		(1,018,074)	(802,995)	(608,414)	Less: Accumulated depreciation
	2u,18	1,540,265	1,482,297	1,338,566	
Aset yang diambil alih		502,420	683,610	934,677	Foreclosed assets
Dikurangi: Cadangan kerugian penurunan nilai		(108,843)	(198,188)	(16,223)	Less: Allowance for impairment losses
	2h,2v,19	393,577	485,422	918,454	
Uang muka pajak	2ae,31a	1,814,214	1,639,927	1,178,558	Prepaid taxes
Pendapatan bunga yang masih akan diterima	2e,2f,20	1,191,635	1,320,932	1,383,890	Accrued interest income
Beban dibayar dimuka	2w,2ah,21,49	1,325,541	1,324,270	1,322,808	Prepaid expenses
Aset pajak tangguhan - bersih	2ae,31d	177,849	296,499	504,578	Deferred tax assets - net
Aset lain-lain		2,173,408	2,452,830	2,518,470	Other assets
Dikurangi: Cadangan kerugian penurunan nilai		(439,270)	(439,061)	(439,501)	Less: Allowance for impairment losses
	2f,2h,2v,2w,2ah,22,49	1,734,138	2,013,769	2,078,969	
JUMLAH ASET		266,305,445	241,571,728	238,849,252	TOTAL ASSETS

**PT BANK CIMB NIAGA Tbk
DAN ENTITAS ANAK/AND SUBSIDIARY**

**LAPORAN POSISI KEUANGAN KONSOLIDASIAN
31 DESEMBER 2017, 2016, AND 2015**

(Dinyatakan dalam jutaan Rupiah, kecuali dinyatakan lain)

**CONSOLIDATED STATEMENTS OF FINANCIAL POSITION
31 DECEMBER 2017, 2016, AND 2015**

(Expressed in millions of Rupiah, unless otherwise stated)

	Catatan/ Notes	2017	2016	2015	
LIABILITAS DAN EKUITAS					LIABILITIES AND EQUITY
LIABILITAS					LIABILITIES
Liabilitas segera	2f,2x,23	1,946,166	1,954,804	786,132	<i>Obligations due immediately</i>
Simpanan dari nasabah					<i>Deposits from customers</i>
Giro					<i>Demand deposits</i>
Pihak berelasi	2e,2ah,24,49	27,278	48,861	485,809	<i>Related parties</i>
Pihak ketiga	2e,2f,2y,24	49,253,745	44,549,119	39,957,794	<i>Third parties</i>
		49,281,023	44,597,980	40,443,603	
Tabungan					<i>Saving deposits</i>
Pihak berelasi	2e,2ah,25,49	63,137	66,270	59,123	<i>Related parties</i>
Pihak ketiga	2e,2f,2y,25	50,151,135	47,144,354	43,063,990	<i>Third parties</i>
		50,214,272	47,210,624	43,123,113	
Deposito berjangka					<i>Time deposits</i>
Pihak berelasi	2e,2ah,26,49	73,431	88,768	155,132	<i>Related parties</i>
Pihak ketiga	2e,2f,2y,26	89,748,470	88,673,762	94,811,229	<i>Third parties</i>
		89,821,901	88,762,530	94,966,361	
Jumlah simpanan dari nasabah		189,317,196	180,571,134	178,533,077	<i>Total deposits from customers</i>
Simpanan dari bank Lain					<i>Deposits from other banks</i>
Giro dan tabungan	2e,2f,2y,2ah,27,49	1,987,651	1,863,474	2,300,760	<i>Demand and saving deposits</i>
<i>Inter-bank call money dan</i>					<i>Inter-bank call money and</i>
<i>deposito berjangka</i>	2e,2f,2y,28	4,896,684	2,693,999	3,353,650	<i>time deposits</i>
		6,884,335	4,557,473	5,654,410	
Efek-efek yang dijual dengan janji dibeli kembali	2f,2m,10	9,378,703	169,634	1,996,167	<i>Securities sold under repurchase agreement</i>
Liabilitas derivatif	2e,2f,2n,2ah,11,49	110,823	362,917	888,704	<i>Derivative payables</i>
Liabilitas akseptasi	2e,2f,2r,15	4,184,965	4,077,182	4,190,087	<i>Acceptance payables</i>
Efek-efek yang diterbitkan	2f,2z,29	5,403,613	3,237,704	4,476,921	<i>Marketable securities issued</i>
Pinjaman yang diterima	2e,2f,2ah,2aa,30,49	5,809,723	5,436,073	6,684,630	<i>Borrowings</i>
Utang Pajak	2ae,31b				<i>Taxes payable</i>
- Pajak penghasilan badan		215,466	100,681	-	<i>Corporate income Taxes -</i>
- Pajak lain-lain		230,036	223,216	152,655	<i>Other taxes -</i>
		445,502	323,897	152,655	
Beban yang masih harus dibayar dan liabilitas lain-lain					<i>Accruals and other liabilities</i>
- Beban yang masih harus dibayar	2f,32a	2,228,145	1,881,462	1,812,654	<i>Accruals -</i>
- Liabilitas lain-lain	2f,32b	758,521	792,278	898,148	<i>Other liabilities -</i>
		2,986,666	2,673,740	2,710,802	
Liabilitas imbalan kerja	2af,45	1,289,985	1,019,982	1,126,506	<i>Employee benefit obligations</i>
Pinjaman subordinasi	2f,2aa,33	1,596,772	2,979,566	2,969,774	<i>Subordinated loans</i>
JUMLAH LIABILITAS		229,354,449	207,364,106	210,169,865	TOTAL LIABILITIES

**PT BANK CIMB NIAGA Tbk
DAN ENTITAS ANAK/AND SUBSIDIARY**

**LAPORAN POSISI KEUANGAN KONSOLIDASIAN
31 DESEMBER 2017, 2016, DAN 2015**

(Dinyatakan dalam jutaan Rupiah, kecuali dinyatakan lain)

**CONSOLIDATED STATEMENTS OF FINANCIAL POSITION
31 DECEMBER 2017, 2016, AND 2015**

(Expressed in millions of Rupiah, unless otherwise stated)

	Catatan/ Notes	2017	2016	2015	
EKUITAS					EQUITY
Ekuitas diatribusikan kepada pemilik entitas induk					Equity attributable to owners of the parent
Modal saham biasa					Share capital
Modal dasar 71.853.936 saham biasa kelas A, dengan nilai nominal Rp 5.000 (nilai penuh) per saham dan 50.814.606.400 saham biasa kelas B, dengan nilai nominal Rp 50 (nilai penuh) per saham					Authorized capital 71,853,936 class A ordinary shares with par value of Rp 5,000 (full amount) per share, and 50,814,606,400 class B ordinary shares with par value of Rp 50 (full amount) per share
Modal ditempatkan dan disetor penuh 71.853.936 lembar saham biasa kelas A dan 25.059.752.907 lembar saham biasa kelas B pada tanggal 31 Desember 2017, 2016, dan 2015	34	1,612,257	1,612,257	1,612,257	Issued and fully paid 71,853,936 class A ordinary shares and 25,059,752,907 class B ordinary shares as at 31 December 2017, 2016, and 2015
Tambahan modal disetor	2c,34	7,033,450	7,033,450	7,033,450	Additional paid in capital
Transaksi dengan kepentingan nonpengendali Saham treasuri	2ai, 34	(35,723) (242,902)	(35,723) -	(35,723) -	Transactions with non-controlling interest Treasury shares
Cadangan kompensasi berbasis saham		57,011	57,011	57,011	Share-based compensation reserve
Selisih penilaian kembali aset tetap	2t,17	3,077,883	3,077,883	-	Reserve on revaluation of fixed assets
Keuntungan/(kerugian) yang belum direalisasi atas efek-efek dan obligasi pemerintah dalam kelompok tersedia untuk dijual	2l	25,822	(166,991)	(600,600)	Unrealised gains/(losses) on available-for-sale marketable securities and government bonds
Cadangan umum dan wajib	35	351,538	351,538	351,538	General and statutory reserve
Saldo laba		25,070,779	22,277,379	20,260,666	Retained earnings
		36,950,115	34,206,804	28,678,599	
Kepentingan nonpengendali	2c,50	881	818	788	Non-controlling interest
Jumlah ekuitas		36,950,996	34,207,622	28,679,387	Total equity
JUMLAH LIABILITAS DAN EKUITAS		266,305,445	241,571,728	238,849,252	TOTAL LIABILITIES AND EQUITY

**PT BANK CIMB NIAGA Tbk
DAN ENTITAS ANAK/AND SUBSIDIARY**

**LAPORAN LABA RUGI DAN PENGHASILAN
KOMPREHENSIF LAIN KONSOLIDASIAN
UNTUK TAHUN-TAHUN YANG BERAKHIR
31 DESEMBER 2017, 2016, DAN 2015**
(Dinyatakan dalam jutaan Rupiah, kecuali dinyatakan lain)

**CONSOLIDATED STATEMENTS OF PROFIT OR LOSS AND
OTHER COMPREHENSIVE INCOME
FOR THE YEARS ENDED
31 DECEMBER 2017, 2016, AND 2015**
(Expressed in millions of Rupiah, unless otherwise stated)

	Catatan/ Notes	2017	2016	2015	
PENDAPATAN DAN BEBAN OPERASIONAL					INCOME AND EXPENSES FROM OPERATIONS
Pendapatan bunga dan syariah	2ab,2ah,36,49	20,403,384	21,324,648	22,318,759	<i>Interest and sharia income</i>
Beban bunga dan syariah	2ab,2ah,37,49	(8,000,005)	(9,230,618)	(10,932,399)	<i>Interest and sharia expense</i>
Pedapatan bunga dan syariah - bersih		12,403,379	12,094,030	11,386,360	Net interest and sharia income
Pendapatan operasional lainnya :					<i>Other operating income :</i>
Provisi dan komisi lainnya	2ac,38	2,134,817	2,113,360	1,718,096	<i>Other fees and commissions</i>
Kerugian transaksi mata uang asing	2e	(51,022)	(7,499)	(395,277)	<i>Foreign exchange losses</i>
Lain-lain		494,632	278,600	363,330	<i>Others</i>
Jumlah pendapatan operasional lainnya		2,578,427	2,384,461	1,686,149	<i>Total other operating income</i>
Kerugian penurunan nilai atas aset keuangan dan nonkeuangan - bersih	2h,39	(4,079,805)	(4,972,951)	(5,343,457)	<i>Impairment losses on financial and non-financial assets - net</i>
Keuntungan dari instrumen keuangan yang diperdagangkan - bersih	2n,2l,40	330,460	396,888	500,407	<i>Gains from trading financial instruments - net</i>
Keuntungan dari penjualan efek-efek	2l,41	443,561	284,065	145,162	<i>Gains from sale of marketable securities</i>
Beban operasional lainnya :					<i>Other operating expenses :</i>
Beban tenaga kerja	2ad,42	(3,948,212)	(3,646,919)	(4,156,096)	<i>Personnel expenses</i>
Beban umum dan administrasi	2ad,43	(3,443,268)	(3,759,535)	(3,520,606)	<i>General and administrative expenses</i>
Lain-lain		(177,971)	(26,445)	(6,256)	<i>Others</i>
Jumlah beban operasional lainnya		(7,569,451)	(7,432,899)	(7,682,958)	<i>Total other operating expenses</i>
LABA OPERASIONAL BERSIH		4,106,571	2,753,594	691,663	NET OPERATING INCOME
PENDAPATAN/(BEBAN) BUKAN OPERASIONAL					INCOME/(EXPENSE) FROM NON OPERATIONS
Pendapatan/(beban) bukan operasional - bersih	44	48,449	97,114	(121,659)	<i>Non operating income/(expense) - net</i>
LABA SEBELUM PAJAK PENGHASILAN		4,155,020	2,850,708	570,004	INCOME BEFORE INCOME TAX
BEBAN PAJAK PENGHASILAN	2ae,31c	(1,177,282)	(768,991)	(142,119)	INCOME TAX EXPENSE
LABA BERSIH		2,977,738	2,081,717	427,885	NET INCOME

**PT BANK CIMB NIAGA Tbk
DAN ENTITAS ANAK/AND SUBSIDIARY**

**LAPORAN LABA RUGI DAN PENGHASILAN
KOMPREHENSIF LAIN KONSOLIDASIAN
UNTUK TAHUN-TAHUN YANG BERAKHIR
31 DESEMBER 2017, 2016, DAN 2015**
(Dinyatakan dalam jutaan Rupiah, kecuali dinyatakan lain)

**CONSOLIDATED STATEMENTS OF PROFIT OR LOSS AND
OTHER COMPREHENSIVE INCOME
FOR THE YEARS ENDED
31 DECEMBER 2017, 2016, AND 2015**
(Expressed in millions of Rupiah, unless otherwise stated)

	Catatan/ Notes	2017	2016	2015	
Laba bersih		2,977,738	2,081,717	427,885	Net income
Penghasilan komprehensif lain:					Other comprehensive income:
Pos-pos yang tidak akan direklasifikasi ke laba rugi -					<i>Items that will not be reclassified to profit or loss -</i>
Pengukuran kembali atas program imbalan pasti (kerugian)/keuntungan aktuarial	2ae,45	(245,700)	(86,632)	144	<i>Remeasurement of post employment benefits obligation actuarial (loss)/gain</i>
Selisih penilaian kembali aset tetap	2t,17	-	3,173,528	-	<i>Reserve on revaluation of fixed assets</i>
		(245,700)	3,086,896	144	
Pajak penghasilan terkait pos-pos yang tidak akan direklasifikasi ke laba rugi	31d	61,425	(73,987)	(36)	<i>Income tax relating to item that will not be reclassified to profit or loss</i>
		(184,275)	3,012,909	108	
Pos-pos yang akan direklasifikasi ke laba rugi -					<i>Item that will be reclassified subsequently to profit or loss -</i>
Keuntungan/(kerugian) yang belum direalisasi atas perubahan nilai wajar dari efek-efek dan obligasi pemerintah dalam kelompok tersedia untuk dijual	2i,8,9	275,461	173,378	(225,386)	<i>Unrealised gains/(losses) from changes in fair value of available-for-sale marketable securities and government bonds</i>
Dikurangi : Penyesuaian reklasifikasi atas keuntungan/(kerugian) yang termasuk dalam laba rugi		(18,377)	404,768	(36,348)	<i>Less : Reclassification adjustment on gains/(losses) which already included in profit or loss</i>
		257,084	578,146	(261,734)	
Pajak penghasilan terkait pos-pos yang akan direklasifikasi ke laba rugi	31d	(64,271)	(144,537)	65,434	<i>Income tax relating to item that will be reclassified to profit or loss</i>
		192,813	433,609	(196,300)	
PENGHASILAN KOMPREHENSIF LAIN - SETELAH PAJAK		8,538	3,446,518	(196,192)	OTHER COMPREHENSIVE INCOME - NET OF TAX
JUMLAH PENGHASILAN KOMPREHENSIF		2,986,276	5,528,235	231,693	TOTAL COMPREHENSIVE INCOME
Laba bersih yang dapat diatribusikan kepada:					<i>Net income attributable to:</i>
Pemilik entitas induk		2,977,675	2,081,687	427,831	<i>Equity holders of the parent</i>
Kepentingan nonpengendali	50b	63	30	54	<i>Non-controlling interest</i>
		2,977,738	2,081,717	427,885	
Jumlah penghasilan komprehensif yang dapat diatribusikan kepada:					<i>Total comprehensive income attributable to:</i>
Pemilik entitas induk		2,986,213	5,528,205	231,639	<i>Equity holders of the parent</i>
Kepentingan nonpengendali	50b	63	30	54	<i>Non-controlling interest</i>
		2,986,276	5,528,235	231,693	
LABA PER SAHAM (dalam nilai penuh Rupiah per saham)	2ag,47				EARNINGS PER SHARE (expressed in Rupiah full amount per share)
Dasar		118.50	82.83	17.02	<i>Basic</i>
Dilusian		118.50	82.83	17.02	<i>Diluted</i>

**PT BANK CIMB NIAGA Tbk
DAN ENTITAS ANAK/AND SUBSIDIARY**

**LAPORAN PERUBAHAN EKUITAS KONSOLIDASIAN
UNTUK TAHUN-TAHUN YANG BERAKHIR
31 DESEMBER 2017, 2016, DAN 2015**
(Dinyatakan dalam jutaan Rupiah, kecuali dinyatakan lain)

**CONSOLIDATED STATEMENTS OF CHANGES IN EQUITY
FOR THE YEARS ENDED
31 DECEMBER 2017, 2016, AND 2015**
(Expressed in millions of Rupiah, unless otherwise stated)

Catatan/ Notes	Modal saham/ Share capital	Tambahkan modal disetor/ Additional paid in capital	Transaksi dengan kepentingan non pengendali/ Transaction with non- controlling interest	Cadangan kompensasi berbasis saham/ Share based compensation reserve	Kerugian yang belum direalisasi atas efek- efek dan obligasi pemerintah dalam kelompok tersedia untuk dijual setelah pajak/ Unrealised losses on available-for-sale marketable securities and government bonds net of tax	Cadangan umum dan wajib/ General and statutory reserve	Saldo laba/ Retained earnings	Jumlah/ Total	Kepentingan nonpengendali/ Non- controlling interest	Jumlah ekuitas/ Total equity	
Saldo 1 Januari 2015	1,612,257	7,033,450	(35,723)	57,011	(404,300)	351,538	19,832,727	28,446,960	734	28,447,694	Balance as at 1 January 2015
Jumlah laba komprehensif tahun berjalan:											Total comprehensive income for the current year:
- Laba bersih	-	-	-	-	-	-	427,831	427,831	54	427,885	Net income -
- Penghasilan komprehensif lain ¹⁾	21,2ae,8,9,31d,45,50	-	-	-	(196,300)	-	108	(196,192)	-	(196,192)	Other comprehensive income ¹⁾ -
							427,939	231,639	54	231,693	
Saldo 31 Desember 2015	1,612,257	7,033,450	(35,723)	57,011	(600,600)	351,538	20,260,666	28,678,599	788	28,679,387	Balance as at 31 December 2015

Catatan/ Notes	Modal saham/ Share capital	Tambahkan modal disetor/ Additional paid in capital	Transaksi dengan kepentingan non pengendali/ Transaction with non- controlling interest	Cadangan kompensasi berbasis saham/ Share based compensation reserve	Selisih penilaian kembali aset tetap/ Reserve on revaluation of fixed assets	(Kerugian)/keuntungan yang belum direalisasi atas efek-efek dan obligasi pemerintah dalam kelompok tersedia untuk dijual setelah pajak/ Unrealised (losses)/gains on available-for-sale marketable securities and government bonds net of tax	Cadangan umum dan wajib/ General and statutory reserve	Saldo laba/ Retained earnings	Jumlah/ Total	Kepentingan nonpengendali/ Non- controlling interest	Jumlah ekuitas/ Total equity	
Saldo 1 Januari 2016	1,612,257	7,033,450	(35,723)	57,011	-	(600,600)	351,538	20,260,666	28,678,599	788	28,679,387	Balance as at 1 January 2016
Jumlah laba komprehensif tahun berjalan:											Total comprehensive income for the year:	
- Laba bersih	-	-	-	-	-	-	2,081,687	2,081,687	30	2,081,717	Net income -	
- Penghasilan komprehensif lain ¹⁾	21,2ae,8,9,31d,45,50	-	-	-	3,077,883	433,609	(64,974)	3,446,518	-	3,446,518	Other comprehensive income ¹⁾ -	
							2,016,713	5,528,205	30	5,528,235		
Saldo 31 Desember 2016	1,612,257	7,033,450	(35,723)	57,011	3,077,883	(166,991)	351,538	22,277,379	818	34,207,622	Balance as at 31 December 2016	

*) Jumlah yang termasuk di dalam saldo laba untuk tahun yang berakhir 31 Desember 2017, 2016, dan 2015 merupakan pengukuran kembali atas program imbalan pasti setelah pajak

Amounts included in retained earnings for the year ended 31 December 2017, 2016, and 2015 are the *)
remeasurement of post employment benefits obligation net of tax

Catatan atas laporan keuangan konsolidasian merupakan bagian yang tidak terpisahkan dari laporan keuangan konsolidasian.

The accompanying notes form an integral part of these consolidated financial statements.

**PT BANK CIMB NIAGA Tbk
DAN ENTITAS ANAK/AND SUBSIDIARY**

**LAPORAN PERUBAHAN EKUITAS KONSOLIDASIAN
UNTUK TAHUN-TAHUN YANG BERAKHIR
31 DESEMBER 2017, 2016, DAN 2015**
(Dinyatakan dalam jutaan Rupiah, kecuali dinyatakan lain)

**CONSOLIDATED STATEMENTS OF CHANGES IN EQUITY
FOR THE YEARS ENDED
31 DECEMBER 2017, 2016, AND 2015**
(Expressed in millions of Rupiah, unless otherwise stated)

Distribusikan kepada pemilik entitas induk/Atributable to equity holders of the parent

Catatan/ Notes	Modal saham/ Share capital	Tambahkan modal disetor/ Additional paid in capital	Transaksi dengan kepentingan non pengendali/ Transaction with non- controlling interest	Cadangan kompensasi berbasis saham/ Share based compensation reserve	Selisih penilaian kembali aset tetap/ Reserve on revaluation of fixed assets	Keuntungan/(kerugian) yang belum direalisasi atas efek-efek dan obligasi pemerintah dalam kelompok tersedia untuk dijual setelah pajak/ Unrealised gains/(losses) on available-for-sale marketable securities and government bonds net of tax	Saham Treasuri/ Treasury Shares	Cadangan umum dan wajib/ General and statutory reserve	Saldo laba/ Retained earnings	Jumlah/ Total	Kepentingan nonpengendali/ Non- controlling interest	Jumlah ekuitas/ Total equity	
Saldo 1 Januari 2017	1,612,257	7,033,450	(35,723)	57,011	3,077,883	(166,991)	-	351,538	22,277,379	34,206,804	818	34,207,622	Balance as at 1 January 2017
Jumlah laba komprehensif tahun berjalan:													Total comprehensive income for the year:
- Laba bersih	-	-	-	-	-	-	-	-	2,977,675	2,977,675	63	2,977,738	Net income -
- Penghasilan komprehensif lain ^{*)}	2i,2ae,8,9,31d,45,50	-	-	-	-	192,813	-	-	(184,275)	8,538	-	8,538	Other comprehensive income ^{*)} -
- Saham treasuri	2ai,34	-	-	-	-	-	(242,902)	-	2,793,400	2,986,213	63	2,986,276	Treasury shares -
Saldo 31 Desember 2017	1,612,257	7,033,450	(35,723)	57,011	3,077,883	25,822	(242,902)	351,538	25,070,779	36,950,115	881	36,950,996	Balance as at 31 December 2017

*) Jumlah yang termasuk di dalam saldo laba untuk tahun yang berakhir 31 Desember 2017, 2016, dan 2015 merupakan pengukuran kembali atas program imbalan pasti setelah pajak

Halaman - 3/2- Page

Amounts included in retained earnings for the year ended 31 December 2017, 2016, and 2015 are the *)
remeasurement of post employment benefits obligation net of tax

Catatan atas laporan keuangan konsolidasian merupakan bagian yang tidak terpisahkan dari laporan keuangan konsolidasian.

The accompanying notes form an integral part of these consolidated financial statements.

**PT BANK CIMB NIAGA Tbk
DAN ENTITAS ANAK/AND SUBSIDIARY**

**LAPORAN ARUS KAS KONSOLIDASIAN
UNTUK TAHUN-TAHUN YANG BERAKHIR
31 DESEMBER 2017, 2016, DAN 2015**

(Dinyatakan dalam jutaan Rupiah, kecuali dinyatakan lain)

**CONSOLIDATED STATEMENTS OF CASH FLOWS
FOR THE YEARS ENDED**

31 DECEMBER 2017, 2016, AND 2015

(Expressed in millions of Rupiah, unless otherwise stated)

	Catatan/ Notes	2017	2016	2015	
Arus kas dari aktivitas operasi					Cash flow from operating activities
Pendapatan bunga, provisi, dan komisi yang diterima		22,474,578	23,297,874	24,055,270	Receipts of interest, fees, and commissions income
Bunga, provisi, dan komisi yang dibayar		(7,063,587)	(8,071,720)	(9,413,172)	Payments of interest, fees, and commissions
Penghasilan operasional lainnya		494,632	278,600	363,330	Other operating income
Keuntungan/(kerugian) transaksi mata uang asing dan derivatif - bersih		66,269	178,063	(299,650)	Foreign exchange and derivatives gain/(losses) - net
Beban operasional lainnya		(6,291,563)	(5,983,512)	(7,990,369)	Other operating expense
Pendapatan/(beban) bukan operasional - bersih		47,611	(1,391)	(159,381)	Non operating income/(expense) - net
Arus kas sebelum perubahan dalam aset dan liabilitas operasi		9,727,940	9,697,914	6,556,028	Cash flow before changes in operating assets and liabilities
Perubahan dalam aset dan liabilitas:					Changes in assets and liabilities :
Penurunan/(kenaikan) aset:					Decrease/(increase) in assets :
Efek-efek dan Obligasi Pemerintah untuk tujuan diperdagangkan		(172,211)	2,217,159	(3,564,608)	Trading marketable securities and Government Bonds
Efek-efek yang dibeli dengan janji dijual kembali		542,956	(368,404)	(174,552)	Securities purchased under resale agreements
Kredit yang diberikan		(12,605,896)	(6,739,180)	(5,427,105)	Loans
Tagihan akseptasi		303,546	(236,662)	867,757	Acceptance receivables
Piutang pembiayaan konsumen		2,846,657	227,430	472,433	Consumer financing receivables
Kenaikan/(penurunan) liabilitas:					Increase/(decrease) in liabilities :
Simpanan nasabah		8,746,062	2,038,057	3,809,843	Deposits from customers
Simpanan dari bank lain		2,326,862	(1,096,937)	3,587,854	Deposits from other banks
Efek-efek yang dijual dengan janji dibeli kembali		9,209,069	(1,826,533)	1,996,167	Securities sold under repurchase agreement
Liabilitas akseptasi		107,783	(112,905)	(923,140)	Acceptance payables
Hutang pajak		(19,477)	38,281	(173,374)	Taxes payable
Pajak penghasilan yang dibayar selama tahun berjalan	31c	(883,991)	(546,888)	(272,129)	Income tax paid during the year
Kas bersih yang diperoleh dari aktivitas operasi		20,129,300	3,291,332	6,755,174	Net cash provided by operating activities

PT BANK CIMB NIAGA Tbk
DAN ENTITAS ANAK/AND SUBSIDIARY

LAPORAN ARUS KAS KONSOLIDASIAN
UNTUK TAHUN-TAHUN YANG BERAKHIR
31 DESEMBER 2017, 2016, DAN 2015

(Dinyatakan dalam jutaan Rupiah, kecuali dinyatakan lain)

CONSOLIDATED STATEMENTS OF CASH FLOWS
FOR THE YEARS ENDED

31 DECEMBER 2017, 2016, AND 2015

(Expressed in millions of Rupiah, unless otherwise stated)

	Catatan/ Notes	2017	2016	2015	
Arus kas dari aktivitas investasi					Cash flow from investing activities
Hasil penjualan aset tetap	17	1,402	3,601	4,262	Proceeds from sale of fixed assets
Pelepasan atas penyertaan jangka panjang	16	-	9,474	-	Disposal in long term investments
Kenaikan efek-efek dan obligasi pemerintah - tersedia untuk dijual dan yang dimiliki hingga jatuh tempo		(8,469,152)	(3,317,473)	(970,099)	Increase in available-for-sale and held-to-maturity marketable securities and government bonds
Pembelian aset tetap	17	(205,233)	(426,020)	(514,243)	Acquisition of fixed assets
Pembelian aset tidak berwujud	18	(273,139)	(341,008)	(791,016)	Acquisition of intangible assets
Kas bersih yang digunakan untuk aktivitas investasi		(8,946,122)	(4,071,426)	(2,271,096)	Net cash used in investing activities
Arus kas dari aktivitas pendanaan					Cash flow from financing activities
Saham treasury		(242,902)	-	-	Treasury shares
Efek-efek yang diterbitkan		4,000,000	1,000,000	-	Marketable securities issued
Pembayaran pokok dan bunga dari obligasi dan efek-efek yang diterbitkan		(2,421,563)	(2,917,036)	(2,125,555)	Payment of principal and interest from bonds and marketable securities issued
Penambahan atas pinjaman yang diterima		3,397,046	1,027,144	736,908	Addition of borrowings
Pembayaran atas bunga dan pinjaman yang diterima		(3,440,400)	(2,843,763)	(3,473,489)	Payment of interest and borrowings
Pembayaran atas pinjaman subordinasi		(1,380,000)	-	-	Payment of subordinated loans
Kas bersih yang digunakan untuk aktivitas pendanaan		(87,819)	(3,733,655)	(4,862,136)	Net cash used in by financing activities
Pengaruh perubahan kurs mata uang pada kas dan setara kas		154,962	(200,952)	1,001,560	Effects on exchange rate differences in cash and cash equivalent
Kenaikan/(penurunan) bersih kas dan setara kas		11,250,321	(4,714,701)	623,502	Net increase/(decrease) in cash and cash equivalent
Kas dan setara kas pada awal tahun		23,416,115	28,130,816	27,507,314	Cash and cash equivalent at beginning of the year
Kas dan setara kas pada akhir tahun		34,666,436	23,416,115	28,130,816	Cash and cash equivalent at end of the year
Kas dan setara kas terdiri dari:	2e, 4, 5, 6, 7, 8				Cash and cash equivalent consist of:
Kas		3,895,997	3,261,730	4,240,006	Cash
Giro pada Bank Indonesia		11,522,696	13,345,736	14,605,403	Current accounts with Bank Indonesia
Giro pada bank lain		3,574,267	1,624,152	2,348,027	Current accounts with other banks
Penempatan pada bank lain - jangka waktu jatuh tempo tiga bulan atau kurang sejak tanggal perolehan		13,323,713	4,436,233	5,898,585	Placements with other banks - mature within three months or less since acquisition date
Sertifikat Bank Indonesia dan Sertifikat Bank Dalam Negeri - jangka waktu jatuh tempo tiga bulan atau kurang sejak tanggal perolehan		2,349,763	748,264	1,038,795	Bank Indonesia Certificates and Local Bank Certificates - mature within three months or less since acquisition date
Jumlah kas dan setara kas		34,666,436	23,416,115	28,130,816	Total cash and cash equivalents
Informasi tambahan arus kas:					Supplemental cash flows information:
Aktivitas yang tidak mempengaruhi arus kas		-	-	-	Activities not affecting cash flows

**PT BANK CIMB NIAGA Tbk
DAN ENTITAS ANAK/AND SUBSIDIARY**

**CATATAN ATAS LAPORAN KEUANGAN KONSOLIDASIAN
31 DESEMBER 2017, 2016, DAN 2015
SERTA TAHUN-TAHUN YANG BERAKHIR
31 DESEMBER 2017, 2016, DAN 2015**
(Dinyatakan dalam jutaan Rupiah, kecuali dinyatakan lain)

1. INFORMASI UMUM

a. Pendirian dan informasi umum

PT Bank CIMB Niaga Tbk ("Bank CIMB Niaga" atau "Bank") didirikan menurut hukum yang berlaku di Indonesia, berdasarkan Akta Pendirian Perusahaan No. 90 yang dibuat di hadapan Raden Meester Soewandi, Notaris di Jakarta tanggal 26 September 1955 dan diubah dengan akta dari notaris yang sama No. 9 tanggal 4 November 1955. Akta-akta pendirian ini disahkan oleh Menteri Kehakiman Republik Indonesia (sekarang Menteri Hukum dan Hak Asasi Manusia) dengan surat keputusan No. J.A.5/110/15 tanggal 1 Desember 1955 dan diumumkan dalam Berita Negara Republik Indonesia No. 71 tanggal 4 September 1956, Tambahan Berita Negara No. 729/1956.

Setelah pendiriannya, Anggaran Dasar Bank CIMB Niaga telah mengalami beberapa kali perubahan, diantaranya perubahan yang penting adalah:

- Berdasarkan Akta No. 1 tanggal 2 Mei 2008, yang dibuat di hadapan Dr. Amrul Partomuan Pohan, S.H., LL.M., Notaris di Jakarta, mengenai penyesuaian Anggaran Dasar PT Bank Niaga Tbk sesuai Undang-Undang No. 40 Tahun 2007 tentang Perseroan Terbatas, dimana perubahan tersebut disetujui oleh Menteri Hukum dan Hak Asasi Manusia Republik Indonesia No. AHU-24544.AH.01.02 tahun 2008 tanggal 12 Mei 2008;
- Berdasarkan Akta No. 38 tanggal 28 Mei 2008, yang dibuat di hadapan Dr. Amrul Partomuan Pohan, S.H., LL.M., mengenai perubahan nama dari sebelumnya PT Bank Niaga Tbk menjadi PT Bank CIMB Niaga Tbk, dimana perubahan nama tersebut disetujui oleh Menteri Hukum dan Hak Asasi Manusia Republik Indonesia melalui suratnya No. AHU-32968.AH.01.02 Tahun 2008 tanggal 13 Juni 2008 dan surat keputusan Gubernur Bank Indonesia ("BI") No.10/56/KEP.GBI/2008 tanggal 22 Juli 2008; dan

**NOTES TO THE CONSOLIDATED FINANCIAL STATEMENTS
31 DECEMBER 2017, 2016, AND 2015
AND FOR THE YEARS ENDED
31 DECEMBER 2017, 2016, AND 2015**
(Expressed in millions of Rupiah, unless otherwise stated)

1. GENERAL INFORMATION

a. Establishment and general information

PT Bank CIMB Niaga Tbk ("Bank CIMB Niaga" or the "Bank") was established in accordance with laws applicable in Indonesia by Notarial Deed No. 90 made by Raden Meester Soewandi, Notary in Jakarta dated 26 September 1955, which was amended by deed No. 9 of the same notary dated 4 November 1955. These deeds were approved by the Minister of Justice of the Republic of Indonesia (currently Minister of Law and Human Rights) through decision letter No. J.A.5/110/15 dated 1 December 1955 and was published in Supplement No. 729/1956 to the State Gazette of the Republic of Indonesia No. 71 dated 4 September 1956.

After its establishment, Bank CIMB Niaga's Articles of Association have been amended from time to time, where such significant amendments are as follows:

- *Pursuant to Notarial Deed No. 1 dated 2 May 2008, made by Dr. Amrul Partomuan Pohan, S.H., LL.M., Notary in Jakarta, regarding the amendment of PT Bank Niaga Tbk's Articles of Association in respect of Law No. 40 Year 2007 on Limited Liability Company, which amendment was approved by the Minister of Law and Human Rights of the Republic of Indonesia in its letter No. AHU-24544.AH.01.02 year 2008 dated 12 May 2008;*
- *Pursuant to Notarial Deed No. 38 dated 28 May 2008, made by Notary Dr. Amrul Partomuan Pohan, S.H., LL.M., regarding the change of name from PT Bank Niaga Tbk into PT Bank CIMB Niaga Tbk, which amendment was approved by the Minister of Law and Human Rights of the Republic of Indonesia by its letter No. AHU-32968.AH.01.02 Year 2008 dated 13 June 2008 and decision letter of the Governor of Bank Indonesia ("BI") No.10/56/KEP.GBI/2008 dated 22 July 2008; and*

**PT BANK CIMB NIAGA Tbk
DAN ENTITAS ANAK/AND SUBSIDIARY**

**CATATAN ATAS LAPORAN KEUANGAN KONSOLIDASIAN
31 DESEMBER 2017, 2016, DAN 2015
SERTA TAHUN-TAHUN YANG BERAKHIR
31 DESEMBER 2017, 2016, DAN 2015**
(Dinyatakan dalam jutaan Rupiah, kecuali dinyatakan lain)

1. INFORMASI UMUM (lanjutan)

a. Pendirian dan informasi umum (lanjutan)

- Berdasarkan Akta No. 22 tanggal 21 April 2014, yang dibuat di hadapan Notaris Himawan Sutanto, S.H., mengenai perubahan Pasal 3 ayat 2, Pasal 14 ayat 2, Pasal 14 ayat 4, Pasal 17 ayat 3, dan Pasal 17 ayat 5, dimana perubahan tersebut disetujui oleh Menteri Hukum dan Hak Asasi Manusia Republik Indonesia No. AHU-02085.40.20.2014 tahun 2014 tanggal 29 April 2014.

Berdasarkan pasal 3 Anggaran Dasar Bank CIMB Niaga, ruang lingkup kegiatan Bank CIMB Niaga adalah melakukan usaha di bidang perbankan sesuai dengan undang-undang dan peraturan yang berlaku, dan melakukan kegiatan perbankan lainnya berdasarkan prinsip Syariah. Bank CIMB Niaga mulai melakukan kegiatan perbankan berdasarkan prinsip Syariah pada tanggal 27 September 2004.

Bank CIMB Niaga memperoleh izin usaha sebagai bank umum, bank devisa, dan bank yang melakukan kegiatan berdasarkan prinsip Syariah masing-masing berdasarkan surat keputusan Menteri Keuangan Republik Indonesia No. 249544/U.M.II tanggal 11 November 1955, surat keputusan Direksi Bank Indonesia (BI) No. 7/116/Kep/Dir/UD tanggal 22 November 1974, dan surat keputusan Gubernur BI No. 6/71/KEP.GBI/2004 tanggal 16 September 2004.

Sejak berdirinya, Bank CIMB Niaga telah mengalami 4 (empat) kali penggabungan usaha, yaitu:

- Tanggal 22 Oktober 1973 dengan PT Bank Agung;
- Tanggal 30 November 1978 dengan PT Bank Tabungan Bandung;
- Tanggal 17 Oktober 1983 dengan PT Bank Amerta; dan
- Tanggal 1 November 2008 dengan PT Bank Lippo Tbk (lihat Catatan 1b).

**NOTES TO THE CONSOLIDATED FINANCIAL STATEMENTS
31 DECEMBER 2017, 2016, AND 2015
AND FOR THE YEARS ENDED
31 DECEMBER 2017, 2016, AND 2015**
(Expressed in millions of Rupiah, unless otherwise stated)

1. GENERAL INFORMATION (continued)

a. Establishment and general information (continued)

- Pursuant to Notarial Deed No. 22 dated 21 April 2014, made by Notary Himawan Sutanto, S.H., regarding the changes of Article 3 paragraph 2, Article 14 paragraph 2, Article 14 paragraph 4, Article 17 paragraph 3, and Article 17 paragraph 5, which amendment was approved by the Minister of Law and Human Rights of the Republic of Indonesia in its letter No. AHU-02085.40.20.2014 year 2014 dated 29 April 2014.

According to Article 3 of its Articles of Association, Bank CIMB Niaga's scope of activities is to conduct general banking services in accordance with the prevailing laws and regulations, and to engage in other banking activities based on Sharia principles. Bank CIMB Niaga had started its banking activities based on the Sharia principles on 27 September 2004.

Bank CIMB Niaga had obtained the license to operate as a commercial bank, a foreign exchange bank, and a bank engaged in activities based on Sharia principles based on the decision letter of the Minister of Finance of the Republic of Indonesia No. 249544/U.M.II dated 11 November 1955, the decision letter of the Directors of BI No. 7/116/Kep/Dir/UD dated 22 November 1974, and the decision letter of the Governor of Bank Indonesia (BI) No. 6/71/KEP.GBI/2004 dated 16 September 2004.

Since establishment, Bank CIMB Niaga had 4 (four) mergers, on:

- 22 October 1973 with PT Bank Agung;
- 30 November 1978 with PT Bank Tabungan Bandung;
- 17 October 1983 with PT Bank Amerta; and
- 1 November 2008 with PT Bank Lippo Tbk (refer to Note 1b).

**PT BANK CIMB NIAGA Tbk
DAN ENTITAS ANAK/AND SUBSIDIARY**

**CATATAN ATAS LAPORAN KEUANGAN KONSOLIDASIAN
31 DESEMBER 2017, 2016, DAN 2015
SERTA TAHUN-TAHUN YANG BERAKHIR
31 DESEMBER 2017, 2016, DAN 2015**
(Dinyatakan dalam jutaan Rupiah, kecuali dinyatakan lain)

**NOTES TO THE CONSOLIDATED FINANCIAL STATEMENTS
31 DECEMBER 2017, 2016, AND 2015
AND FOR THE YEARS ENDED
31 DECEMBER 2017, 2016, AND 2015**
(Expressed in millions of Rupiah, unless otherwise stated)

1. INFORMASI UMUM (lanjutan)

a. Pendirian dan informasi umum (lanjutan)

Kantor Pusat Bank CIMB Niaga berlokasi di Jl. Jend. Sudirman Kav. 58, Jakarta. Pada tanggal 31 Desember 2017 kantor cabang, kantor cabang pembantu, kantor pembayaran, unit cabang Syariah domestik, dan kantor layanan Syariah Bank CIMB Niaga tersebar di 28 (dua puluh delapan) propinsi di seluruh Indonesia (2016 dan 2015: 28 propinsi). Pada tanggal 31 Desember 2017, 2016, dan 2015 jumlah jaringan cabang-cabang dan kantor-kantor pembantu Bank CIMB Niaga adalah (tidak diaudit):

	<u>2017</u>	<u>2016</u>	<u>2015</u>	
Kantor cabang domestik	136	138	156	Domestic branches
Kantor cabang pembantu domestik	345	421	586	Domestic support branches
Kantor pembayaran domestik	14	25	34	Domestic payments points
Kantor cabang Syariah domestik	24	30	30	Domestic Sharia unit branches
Kantor kas Syariah	1	-	-	Sharia cash branches
Kantor pembayaran Syariah domestik	2	-	-	Sharia Domestic payments points
Kantor layanan Syariah	460	524	616	Sharia service offices
Automated Teller Machine (ATM)				Automated Teller Machine (ATM)
termasuk ATM Syariah	4,500	3,865	3,364	including Sharia ATM

b. Penggabungan usaha dengan PT Bank Lippo Tbk

Pada tanggal 28 Oktober 2008 (sebelum tanggal efektif penggabungan), CIMB Group Sdn. Bhd. dan Santubong Ventures Sdn. Bhd. melakukan pembelian atas saham Santubong Investment BV. pada PT Bank Lippo Tbk ("Bank Lippo"), masing-masing sebanyak 51,00% dan 36,03%. Hal ini sesuai dengan Rancangan Penggabungan Usaha Bank CIMB Niaga dan Bank Lippo.

Sehubungan dengan diperolehnya persetujuan dari BI atas rencana penggabungan Bank Lippo ke dalam Bank CIMB Niaga melalui Surat Keputusan Gubernur BI No. 10/66/KEP.GBI/2008 tanggal 15 Oktober 2008 tentang "Pemberian Izin Penggabungan Usaha PT Bank Lippo Tbk ke dalam PT Bank CIMB Niaga Tbk", serta dengan diterimanya Surat Menteri Hukum dan Hak Asasi Manusia Republik Indonesia No. AHU-AH.01.10-22669 tanggal 22 Oktober 2008 perihal "Penerimaan Pemberitahuan Penggabungan Perseroan PT Bank CIMB Niaga Tbk", penggabungan usaha menjadi efektif pada tanggal 1 November 2008. Pernyataan penggabungan usaha ini memperoleh surat pemberitahuan efektif dari Bapepam-LK melalui surat No. S-4217/BL/2008 tanggal 30 Juni 2008.

1. GENERAL INFORMATION (continued)

a. Establishment and general information (continued)

Bank CIMB Niaga's head office is located at Jl. Jend. Sudirman Kav. 58, Jakarta. As at 31 December 2017 Bank CIMB Niaga's domestic branches, supporting branches, payment points, Sharia unit branches, and Sharia service offices are located in 28 (twenty eight) provinces throughout Indonesia (2016 and 2015: 28 provinces). As at 31 December 2017, 2016, and 2015 the number of Bank CIMB Niaga's branches and representative offices are as follows (unaudited):

b. Merger with PT Bank Lippo Tbk

On 28 October 2008 (before the effective date of merger), CIMB Group Sdn. Bhd. and Santubong Ventures Sdn. Bhd. acquired shares owned by Santubong Investment BV. of PT Bank Lippo Tbk ("Bank Lippo") being 51.00% and 36.03%, respectively. This is in accordance with the Merger Plan of Bank CIMB Niaga and Bank Lippo.

Upon receiving approval from BI on the merger plan of Bank Lippo into Bank CIMB Niaga through Decision Letter of the Governor of BI No.10/66/KEP.GBI/2008 dated 15 October 2008 regarding "Approval of Merger of PT Bank Lippo Tbk into PT Bank CIMB Niaga Tbk", and Letter of Minister of Law and Human Rights of Republic of Indonesia No. AHU-AH.01.10-22669 dated 22 October 2008 regarding "Acceptance of Notification on Merger of PT Bank CIMB Niaga Tbk", the merger was effective on 1 November 2008. Statement of this merger has received effective notice from Bapepam-LK through its letter No. S-4217/BL/2008 dated 30 June 2008.

**PT BANK CIMB NIAGA Tbk
DAN ENTITAS ANAK/AND SUBSIDIARY**

**CATATAN ATAS LAPORAN KEUANGAN KONSOLIDASIAN
31 DESEMBER 2017, 2016, DAN 2015
SERTA TAHUN-TAHUN YANG BERAKHIR
31 DESEMBER 2017, 2016, DAN 2015**
(Dinyatakan dalam jutaan Rupiah, kecuali dinyatakan lain)

**NOTES TO THE CONSOLIDATED FINANCIAL STATEMENTS
31 DECEMBER 2017, 2016, AND 2015
AND FOR THE YEARS ENDED
31 DECEMBER 2017, 2016, AND 2015**
(Expressed in millions of Rupiah, unless otherwise stated)

1. INFORMASI UMUM (lanjutan)

b. Penggabungan usaha dengan PT Bank Lippo Tbk (lanjutan)

Tanggal efektif penggabungan usaha dengan Bank Lippo ditetapkan pada tanggal 1 November 2008 berdasarkan Akta No. 9 tanggal 16 Oktober 2008 yang dibuat di hadapan Notaris Dr. Amrul Partomuan Pohan, S.H., LLM, Notaris di Jakarta. Akta ini merupakan perubahan dari akta sebelumnya yaitu Akta No. 37 tanggal 18 Juli 2008 yang dibuat di hadapan Notaris Dr. Amrul Partomuan Pohan, S.H., LLM, Notaris di Jakarta.

Susunan pemegang saham sebelum dan pada tanggal penggabungan usaha adalah:

1. GENERAL INFORMATION (continued)

b. Merger with PT Bank Lippo Tbk (continued)

The effective date of the merger with Bank Lippo was 1 November 2008 based on Notarial Deed No. 9 dated 16 October 2008 made by Notary Dr. Amrul Partomuan Pohan, S.H., LLM, Notary in Jakarta. This deed represented the amendment from Notarial Deed No. 37 dated 18 July 2008 made by Notary Dr. Amrul Partomuan Pohan, S.H., LLM, Notary in Jakarta.

The shareholders composition before and at the merger date was effective is as follows:

	Pemegang saham Bank CIMB Niaga sebelum penggabungan usaha/ <i>Bank CIMB Niaga's shareholders before the merger</i>		Pemegang saham Bank Lippo sebelum penggabungan usaha/ <i>Bank Lippo's shareholders before merger</i>		Pemegang saham Bank CIMB Niaga pada tanggal penggabungan usaha/Bank CIMB Niaga's shareholders at the merger date		
	Jumlah saham/ <i>Number of shares</i>	%	Jumlah saham sebelum konversi/ <i>Number of shares before conversion</i>	%	Jumlah saham setelah konversi/ <i>Number of shares after conversion</i>	Jumlah saham/ <i>Number of shares</i>	%
Saham biasa kelas A							Class A ordinary share
- Masyarakat (kepemilikan dibawah 5%)	71,853,936	0.56	85,698,000	2.19	-	71,853,936	Public (ownership interest - below 5%)
Saham biasa kelas B							Class B ordinary share
- CIMB Group Sdn Bhd	7,779,138,350	60.47	1,997,023,850	51.00	5,636,087,273	13,415,225,623	CIMB Group Sdn Bhd - Santubong Ventures - Sdn Bhd
- Santubong Ventures Sdn Bhd	-	-	1,410,943,106	36.03	3,982,024,793	3,982,024,793	Sdn Bhd
- Greatville Pte Ltd	-	-	218,263,688	5.57	615,993,242	615,993,242	Greatville Pte Ltd - Others (ownership interest - below 5%)
- Lainnya (kepemilikan dibawah 5%)	5,012,710,185	38.97	137,426,109	3.51	629,710,532	5,642,420,717	
Saham biasa kelas C							Class C ordinary share
- Menteri Keuangan Republik Indonesia	-	-	66,378,286	1.70	187,335,676	187,335,676	Minister of Finance of the - Republic of Indonesia
	<u>12,863,702,471</u>	<u>100.00</u>	<u>3,915,733,039</u>	<u>100.00</u>	<u>11,051,151,516</u>	<u>23,914,853,987</u>	<u>100.00</u>

**PT BANK CIMB NIAGA Tbk
DAN ENTITAS ANAK/AND SUBSIDIARY**

**CATATAN ATAS LAPORAN KEUANGAN KONSOLIDASIAN
31 DESEMBER 2017, 2016, DAN 2015
SERTA TAHUN-TAHUN YANG BERAKHIR
31 DESEMBER 2017, 2016, DAN 2015**
(Dinyatakan dalam jutaan Rupiah, kecuali dinyatakan lain)

**NOTES TO THE CONSOLIDATED FINANCIAL STATEMENTS
31 DECEMBER 2017, 2016, AND 2015
AND FOR THE YEARS ENDED
31 DECEMBER 2017, 2016, AND 2015**
(Expressed in millions of Rupiah, unless otherwise stated)

1. INFORMASI UMUM (lanjutan)

c. Penawaran umum saham dan obligasi Bank CIMB Niaga serta Surat Hutang Jangka Menengah CIMB Niaga Auto Finance

Penawaran umum saham

Penawaran Umum Perdana dan Terbatas yang telah dilakukan oleh Bank CIMB Niaga adalah:

	<u>Pernyataan efektif/ Effective registration</u>	<u>Tanggal pencatatan/ Registration date</u>	<u>Jumlah saham yang ditawarkan (nilai penuh)/ Number of offered shares (full amount)</u>	<u>Nilai nominal per saham (nilai penuh)/ Par value per share (full amount)</u>	<u>Harga penawaran per saham (nilai penuh)/ Offering price per share (full amount)</u>	
Penawaran Umum Perdana	2 Oktober/ October 1989	29 November/ November 1989	5,000,000	1,000	12,500	Initial Public Offering
Penawaran Umum Terbatas I	26 September/ September 1992	23 Desember/ December 1992	5,252,500	1,000	5,000	Limited Public Offering I
Penawaran Umum Terbatas II	29 Oktober/ October 1996	15 November/ November 1996	31,514,487	1,000	3,300	Limited Public Offering II
Penawaran Umum Terbatas III	4 Agustus/ August 1999	9 Agustus/ August 1999	71,135,395,749	5	124	Limited Public Offering III
Penawaran Umum Terbatas IV	25 Agustus/ August 2005	31 Agustus/August dan/and 9 September /September 2005	3,949,757,610	50	330	Limited Public Offering IV
Penawaran Umum Terbatas V	3 November/ November 2010	30 Desember/ December 2010	1,196,743,183	50	1,250	Limited Public Offering V

1. GENERAL INFORMATION (continued)

c. Public offering of Bank CIMB Niaga's shares and bonds and CIMB Niaga Auto Finance Medium Term Notes

Public offering of shares

The details of Bank CIMB Niaga's Initial and Limited Public Offerings are as follows:

Penawaran umum obligasi subordinasi

Bank CIMB Niaga

<u>Instrumen/ Instrument</u>	<u>Pernyataan efektif/ Effective registration</u>	<u>Persetujuan/ Approval</u>	<u>Jumlah pokok obligasi subordinasi/ The nominal value of the subordinated bonds</u>	<u>Jangka waktu/ Tenor</u>	<u>Tanggal jatuh tempo/ Maturity date</u>	<u>Tingkat bunga/ Interest rate</u>	<u>Tujuan/Purpose</u>	<u>Wali Amanat - Keterkaitan usaha/ Trustee - Business linkages</u>
Obligasi Subordinasi I Bank CIMB Niaga Tahun 2010 dengan Tingkat Suku Bunga Tetap/Bank CIMB Niaga Subordinated Bonds I Year 2010 with Fixed Interest Rate	29 Juni/June 2010	Badan Pengawas Pasar Modal dan Lembaga Keuangan, melalui suratnya No. S/5092/BL/2010/Capital Market and Financial Institution Supervisory Board in his letter No. S/5092/BL/2010	1,380,000	7 tahun/years	8 Juli/July 2017	11.30%	Ekspansi kredit dalam rangka pengembangan usaha dengan proporsi sebesar 93% untuk pembiayaan kredit kepemilikan kendaraan (termasuk pembiayaan kredit melalui perusahaan multifinance) dan sebesar 7% untuk pembiayaan kredit mikro/Expand credit in order to develop the business with proportion of 93% for credit financing vehicle ownership (include credit financing through multifinance) and the 7% is for microfinance.	PT Bank Permata Tbk - Tidak mempunyai hubungan afiliasi dengan Bank/ PT Bank Permata Tbk - Does not have any affiliation with the Bank.
Obligasi Subordinasi II Bank CIMB Niaga Tahun 2010 dengan Tingkat Suku Bunga Tetap/Bank CIMB Niaga Subordinated Bonds II Year 2010 with Fixed Interest Rate	15 Desember/ December 2010	Badan Pengawas Pasar Modal dan Lembaga Keuangan, melalui suratnya No. S/11156/BL/2010/Capital Market and Financial Institution Supervisory Board in his letter No. S/11156/BL/2010	1,600,000	10 tahun/years	23 Desember/ December 2020	10.85%	Ekspansi kredit dalam rangka pengembangan usaha/Expand the credit in order to develop the business.	PT Bank Permata Tbk - Tidak mempunyai hubungan afiliasi dengan Bank/ PT Bank Permata Tbk - Does not have any affiliation with the Bank.

Public offering of subordinated bonds

Bank CIMB Niaga

**PT BANK CIMB NIAGA Tbk
DAN ENTITAS ANAK/AND SUBSIDIARY**

**CATATAN ATAS LAPORAN KEUANGAN KONSOLIDASIAN
31 DESEMBER 2017, 2016, DAN 2015
SERTA TAHUN-TAHUN YANG BERAKHIR
31 DESEMBER 2017, 2016, DAN 2015**
(Dinyatakan dalam jutaan Rupiah, kecuali dinyatakan lain)

**NOTES TO THE CONSOLIDATED FINANCIAL STATEMENTS
31 DECEMBER 2017, 2016, AND 2015
AND FOR THE YEARS ENDED
31 DECEMBER 2017, 2016, AND 2015**
(Expressed in millions of Rupiah, unless otherwise stated)

1. INFORMASI UMUM (lanjutan)

c. Penawaran umum saham dan obligasi Bank CIMB Niaga serta Surat Hutang Jangka Menengah CIMB Niaga Auto Finance (lanjutan)

Penawaran umum obligasi

Instrumen/ Instrument	Pernyataan efektif/ Effective registration	Persetujuan/ Approval	Jumlah pokok obligasi subordinasi/ The nominal value of the subordinated bonds	Jangka waktu/ Tenor	Tanggal jatuh tempo/ Maturity date	Tingkat bungsa/ Interest rate	Tujuan/Purpose	Wali Amanat - Keterkaitan usaha/ Trustee - Business linkages
Obligasi Berkelanjutan I Bank CIMB Niaga Tahap I Tahun 2012 dengan Tingkat Suku Bunga Tetap/The Continuous Bonds I of Bank CIMB Niaga Phase I Year 2012 with Fixed Interest Rate	22 Oktober/ October 2012	Badan Pengawas Pasar Modal dan Lembaga Keuangan, melalui suratnya No. S- 12326/BL/2012/Capital Market and Financial Institution Supervisory Board in his letter No. S- 12326/BL/2012	2,000,000	Seri/Series A : 3 tahun/years	Seri/Series A : 30 Oktober/ October 2015	Seri/Series A : 7.35%	Ekspansi kredit dalam rangka pengembangan usaha/ Expand credit in order to develop the business.	PT Bank Permata Tbk - Tidak mempunyai hubungan afiliasi dengan Bank/ PT Bank Permata Tbk – Does not have any affiliation with the Bank.
			600,000					
			Seri/Series B : 1,400,000					
Obligasi Berkelanjutan I Bank CIMB Niaga Tahap II Tahun 2013 dengan Tingkat Suku Bunga Tetap/The Continuous Bonds I of Bank CIMB Niaga Phase II Year 2013 with Fixed Interest Rate	14 November/ November 2013	Otoritas Jasa Keuangan (OJK)/Financial Service Authority (FSA)	1,450,000	Seri/Series A : 2 tahun/years	Seri/Series A : 20 November/ November 2015	Seri/Series A : 8.75%	Ekspansi kredit dalam rangka pengembangan usaha/Expand the credit in order to develop the business.	PT Bank Permata Tbk - Tidak mempunyai hubungan afiliasi dengan Bank/ PT Bank Permata Tbk – Does not have any affiliation with the Bank.
			285,000					
			Seri/Series B : 315,000					
Obligasi Berkelanjutan II Bank CIMB Niaga Tahap I Tahun 2016 dengan Tingkat Suku Bunga Tetap/The Continuous Bonds II of Bank CIMB Niaga Phase I Year 2016 with Fixed Interest Rate	26 Oktober/ October 2016	Otoritas Jasa Keuangan (OJK)/Financial Service Authority (FSA)	1,000,000	Seri/Series A : 1 tahun/years	Seri/Series A : 13 November/ November 2017	Seri/Series A : 7.25%	Ekspansi kredit dalam rangka pengembangan usaha/Expand the credit in order to develop the business.	PT Bank Permata Tbk - Tidak mempunyai hubungan afiliasi dengan Bank/ PT Bank Permata Tbk – Does not have any affiliation with the Bank.
			432,000					
			Seri/Series B : 386,000					
Obligasi Berkelanjutan II Bank CIMB Niaga Tahap II Tahun 2017/The Continuous Bonds II of Bank CIMB Niaga Phase II Year 2017	15 Agustus/ August 2017	Otoritas Jasa Keuangan (OJK)/Financial Service Authority (FSA)	2,000,000	Seri/Series A : 1 tahun/years	Seri/Series A : 3 September/ September 2017	Seri/Series A : 7.25%	Ekspansi kredit dalam rangka pengembangan usaha/Expand the credit in order to develop the business.	PT Bank Permata Tbk - Tidak mempunyai hubungan afiliasi dengan Bank/ PT Bank Permata Tbk – Does not have any affiliation with the Bank.
			802,000					
			Seri/Series B : 376,000					
Obligasi Berkelanjutan II Bank CIMB Niaga Tahap III Tahun 2017/ The Continuous Bonds II of Bank CIMB Niaga Phase III Year 2017	26 Oktober / October 2017	Otoritas Jasa Keuangan (OJK)/Financial Service Authority (FSA)	2,000,000	Seri/Series A: 1 Tahun/year	Seri/Series A: 12 November/ November 2018	Seri/ Series A : 6.20%	Ekspansi kredit dalam rangka pengembangan usaha/ Expand the credit in order to develop the business.	PT Bank Permata Tbk - Tidak mempunyai hubungan afiliasi dengan Bank/ PT Bank Permata Tbk – Does not have Any affiliation with the Bank.
			500,000					
			Seri/Series B: 657,000					
			Seri/Series C: 843,000	Seri/Series C: 5 Tahun/years	Seri/Series C: 2 November/ November 2022	Seri/ Series C : 7.75%		

1. GENERAL INFORMATION (continued)

c. Public offering of Bank CIMB Niaga's shares and bonds and CIMB Niaga Auto Finance Medium Term Notes (continued)

Public offering of bonds

**PT BANK CIMB NIAGA Tbk
DAN ENTITAS ANAK/AND SUBSIDIARY**

**CATATAN ATAS LAPORAN KEUANGAN KONSOLIDASIAN
31 DESEMBER 2017, 2016, DAN 2015
SERTA TAHUN-TAHUN YANG BERAKHIR
31 DESEMBER 2017, 2016, DAN 2015**
(Dinyatakan dalam jutaan Rupiah, kecuali dinyatakan lain)

**NOTES TO THE CONSOLIDATED FINANCIAL STATEMENTS
31 DECEMBER 2017, 2016, AND 2015
AND FOR THE YEARS ENDED
31 DECEMBER 2017, 2016, AND 2015**
(Expressed in millions of Rupiah, unless otherwise stated)

1. INFORMASI UMUM (lanjutan)

c. Penawaran umum saham dan obligasi Bank CIMB Niaga serta Surat Hutang Jangka Menengah CIMB Niaga Auto Finance (lanjutan)

Penawaran umum obligasi (lanjutan)

Obligasi di atas mensyaratkan Bank CIMB Niaga antara lain untuk tidak melakukan pengeluaran obligasi atau instrumen surat hutang jangka menengah dan jangka panjang lainnya yang sejenis dengan obligasi yang mempunyai kedudukan lebih tinggi dan pembayarannya didahulukan dari obligasi subordinasi, sebagaimana tertulis dalam prospektus. Bank CIMB Niaga telah memenuhi pembatasan-pembatasan yang diwajibkan dalam perjanjian obligasi.

Sehubungan dengan penerbitan obligasi tersebut, PT Bank CIMB Niaga memperoleh peringkat "idAAA" dari PT Pefindo.

Entitas Anak: PT CIMB Niaga Auto Finance (CNAF)

<u>Instrumen/ Instrument</u>	<u>Pernyataan efektif/ Effective registration</u>	<u>Persetujuan/ Approval</u>	<u>Jumlah pokok obligasi subordinasi/ The nominal value of the subordinated bonds</u>	<u>Jangka waktu/ Tenor</u>	<u>Tanggal jatuh tempol/ Maturity date</u>	<u>Tingkat bunga/ Interest rate</u>	<u>Tujuan/ Purpose</u>	<u>Wali Amanat - Keterkaitan usaha/ Trustee - Business linkages</u>
Surat Hutang Jangka Menengah (MTN) I CIMB Niaga Auto Finance Tahun 2013 dengan Tingkat Suku Bunga Tetap/CIMB Niaga Auto Finance Medium Term Notes (MTN) I Year 2013 with Fixed Interest Rate	15 Februari/ February 2013	Tidak dibutuhkan/Not required	200,000	3 tahun/ years	15 Februari/ February 2016	8.50%	Pembiayaan kendaraan roda dua dan roda empat, baik dalam kondisi baru atau bekas, dan pembiayaan sewa guna/Financing two wheelers and four wheelers, either new or used, and for finance lease business.	PT Bank Mega Tbk - Tidak mempunyai hubungan afiliasi dengan Bank/ PT Bank Mega Tbk - Does not have any affiliation with the Bank.
Surat Hutang Jangka Menengah (MTN) II CIMB Niaga Auto Finance Tahun 2013 dengan Tingkat Suku Bunga Tetap/CIMB Niaga Auto Finance Medium Term Notes (MTN) II Year 2013 with Fixed Interest Rate	16 April/April 2013	Tidak dibutuhkan/Not required	400,000	3 tahun/ years	16 April/ April 2016	8.20%	Pembiayaan kendaraan roda dua dan roda empat, baik dalam kondisi baru atau bekas, dan pembiayaan sewa guna/Financing two wheelers and four wheelers, either new or used, and for finance lease business.	PT Bank Mega Tbk - Tidak mempunyai hubungan afiliasi dengan Bank/ PT Bank Mega Tbk - Does not have any affiliation with the Bank.

Sehubungan dengan penerbitan Surat Hutang Jangka Menengah (MTN) tersebut, CNAF memperoleh peringkat "AA+(idn)" dari PT Fitch Indonesia.

1. GENERAL INFORMATION (continued)

c. Public offering of Bank CIMB Niaga's shares and bonds and CIMB Niaga Auto Finance Medium Term Notes (continued)

Public offering of bonds (continued)

The above bonds requires Bank CIMB Niaga not to issue bonds or medium term notes and long term notes equivalent with the above bonds with higher priority of payment than the subordinated bonds, as written in prospectus. Bank CIMB Niaga has fulfilled the debt covenants requirement outlined in bond agreements.

In connection with the bond offering, PT Bank CIMB Niaga obtained a rating of "idAAA" from PT Pefindo.

Subsidiary: PT CIMB Niaga Auto Finance (CNAF)

In connection with the Medium Term Notes (MTN), CNAF obtained a rating of "AA+(idn)" from PT Fitch Indonesia.

**PT BANK CIMB NIAGA Tbk
DAN ENTITAS ANAK/AND SUBSIDIARY**

**CATATAN ATAS LAPORAN KEUANGAN KONSOLIDASIAN
31 DESEMBER 2017, 2016, DAN 2015
SERTA TAHUN-TAHUN YANG BERAKHIR
31 DESEMBER 2017, 2016, DAN 2015**
(Dinyatakan dalam jutaan Rupiah, kecuali dinyatakan lain)

**NOTES TO THE CONSOLIDATED FINANCIAL STATEMENTS
31 DECEMBER 2017, 2016, AND 2015
AND FOR THE YEARS ENDED
31 DECEMBER 2017, 2016, AND 2015**
(Expressed in millions of Rupiah, unless otherwise stated)

1. INFORMASI UMUM (lanjutan)

c. Penawaran umum saham dan obligasi Bank CIMB Niaga serta Surat Hutang Jangka Menengah CIMB Niaga Auto Finance (lanjutan)

Penawaran umum obligasi (lanjutan)

MTN di atas (MTN I dan II) mensyaratkan CNAF antara lain untuk mempertahankan nilai jaminan sekurang-kurangnya 50% dari nilai pokok MTN dan tidak memberikan pinjaman kepada pihak afiliasi dengan jumlah total melebihi 25% dari ekuitas CNAF. CNAF telah memenuhi pembatasan-pembatasan yang diwajibkan dalam perjanjian obligasi.

d. Entitas Anak

Bank CIMB Niaga mempunyai kepemilikan langsung pada Entitas anak berikut ini:

Nama perusahaan/ Company's name	Kegiatan usaha/ Business activity	Kedudukan/ Domicile	Persentase kepemilikan/ Percentage of ownership			Tahun beroperasi komersial/ Year commercial operations commenced	Jumlah aset/Total assets		
			2017	2016	2015		2017	2016	2015
Entitas Anak/Subsidiary									
• PT CIMB Niaga Auto Finance	Pembiayaan/Financing	Jakarta	99.93%	99.93%	99.94%	1993	3,961,691	6,690,482	7,479,761
• PT Kencana Internusa Artha Finance (KITAF)	Pembiayaan/Financing	Jakarta	- ^{*)}	- ^{*)}	99.90%	1995	- ^{*)}	- ^{*)}	1,082,839

^{*)} Lihat catatan di bawah mengenai penggabungan usaha CNAF dan KITAF

See notes below related to CNAF and KITAF merger ^{*)}

Berikut adalah perubahan kepemilikan langsung Bank CIMB Niaga pada Entitas anak:

Below is the changes of Bank CIMB Niaga's direct ownership in the subsidiary:

Tahun/ Year	Peristiwa/Event	Jumlah saham pada tanggal laporan posisi keuangan/ Total shares as at statements of financial position date	Persentase/ Percentage	Persetujuan/Approval
1992	Kepemilikan awal Bank CIMB Niaga atas CNAF/the initial ownership of Bank CIMB Niaga in CNAF.	90,000	99.94%	-
2012- 2014	Peningkatan penyertaan modal pada CNAF/Increased investment on CNAF.	11,992,800	99.94%	Disetujui OJK pada setiap penambahan modal/Approved by FSA at each capital increase.

**PT BANK CIMB NIAGA Tbk
DAN ENTITAS ANAK/AND SUBSIDIARY**

**CATATAN ATAS LAPORAN KEUANGAN KONSOLIDASIAN
31 DESEMBER 2017, 2016, DAN 2015
SERTA TAHUN-TAHUN YANG BERAKHIR
31 DESEMBER 2017, 2016, DAN 2015**
(Dinyatakan dalam jutaan Rupiah, kecuali dinyatakan lain)

**NOTES TO THE CONSOLIDATED FINANCIAL STATEMENTS
31 DECEMBER 2017, 2016, AND 2015
AND FOR THE YEARS ENDED
31 DECEMBER 2017, 2016, AND 2015**
(Expressed in millions of Rupiah, unless otherwise stated)

1. INFORMASI UMUM (lanjutan)

1. GENERAL INFORMATION (continued)

d. Entitas Anak (lanjutan)

d. Subsidiary (continued)

Berikut adalah perubahan kepemilikan langsung Bank CIMB Niaga pada Entitas anak: (lanjutan)

Below is the changes of Bank CIMB Niaga's direct ownership in the subsidiary: (continued)

Tahun/ Year	Peristiwa/Event	Jumlah saham pada tanggal laporan posisi keuangan/ Total shares as at statements of financial position date	Persentase/ Percentage	Persetujuan/Approval
2016	Penggabungan Usaha PT CIMB Niaga Auto Finance (CNAF) dengan PT Kencana Internusa Artha Finance (KITAF) <i>Merger between PT CIMB Niaga Auto Finance (CNAF) and PT Kencana Internusa Artha Finance (KITAF)</i>	13,990,779	99.93%	-

Penggabungan Usaha PT CIMB Niaga Auto Finance (CNAF) dengan PT Kencana Internusa Artha Finance (KITAF)

Merger between PT CIMB Niaga Auto Finance (CNAF) and PT Kencana Internusa Artha Finance (KITAF)

Pada tanggal 1 Januari 2016, CNAF telah efektif melakukan penggabungan usaha (*merger*) dengan KITAF, dimana CNAF merupakan perusahaan yang menerima penggabungan (*surviving entity*). *Merger* dilakukan untuk meningkatkan sinergi grup Bank CIMB Niaga.

As at 1 January 2016, CNAF have effectively merged with KITAF, where CNAF is the surviving entity. Merger was performed to improve the synergy of Bank CIMB Niaga group.

Penggabungan usaha tersebut telah mendapatkan persetujuan dari Otoritas Jasa Keuangan (OJK) melalui surat No.S-101/D.05/2015 tanggal 19 November 2015 dan disetujui oleh pemegang saham melalui Akta Pernyataan Keputusan Rapat Umum Pemegang Saham Luar Biasa dari notaris Ashoya Ratam, SH, MKn. No. 50 tanggal 23 Desember 2015. Pemberitahuan penggabungan usaha tersebut telah diterima dan dicatat oleh Menteri Hukum dan Hak Asasi Manusia Republik Indonesia melalui surat No.AHU-AH.01.10-0107406 tanggal 23 Desember 2015. Penggabungan usaha efektif mulai tanggal 1 Januari 2016.

The merger has received approval from Financial Services Authority (FSA) through its letter No.S-101/D.05/2015 dated 19 November 2015 and approved by shareholders through Statements Deed of Decision of Extraordinary General Shareholders Meeting from notary Ashoya Ratam, SH, MKn. No. 50 dated 23 December 2015. The merger information has been received and recorded by the Minister of Law and Human Rights of the Republic of Indonesia through its letter No. AHU-AH.01.10-0107406 dated 23 December 2015. The merger is effective on 1 January 2016.

Komposisi jumlah kepemilikan saham Perusahaan pada tanggal penggabungan usaha adalah 13.990.779 dengan persentase kepemilikan 99,93%.

The composition of number of shares of the Company on merger date is 13,990,779 with percentage of ownership 99.93%.

**PT BANK CIMB NIAGA Tbk
DAN ENTITAS ANAK/AND SUBSIDIARY**

**CATATAN ATAS LAPORAN KEUANGAN KONSOLIDASIAN
31 DESEMBER 2017, 2016, DAN 2015
SERTA TAHUN-TAHUN YANG BERAKHIR
31 DESEMBER 2017, 2016, DAN 2015**
(Dinyatakan dalam jutaan Rupiah, kecuali dinyatakan lain)

**NOTES TO THE CONSOLIDATED FINANCIAL STATEMENTS
31 DECEMBER 2017, 2016, AND 2015
AND FOR THE YEARS ENDED
31 DECEMBER 2017, 2016, AND 2015**
(Expressed in millions of Rupiah, unless otherwise stated)

1. INFORMASI UMUM (lanjutan)

- e. Dewan Komisaris, Direksi, Komite Audit, Komite Pemantau Risiko, Komite Nominasi dan Remunerasi, Dewan Pengawas Syariah, Satuan Kerja Audit Internal, dan Sekretaris Perusahaan**

Pada tanggal 31 Desember 2017, 2016, dan 2015, susunan Dewan Komisaris dan Direksi Bank CIMB Niaga adalah:

1. GENERAL INFORMATION (continued)

- e. Board of Commissioners, Board of Directors, Audit Committee, Risk Monitoring Committee, Nomination and Remuneration Committee, Sharia Supervisory Board, Internal Audit Unit, and Corporate Secretary**

As at 31 December 2017, 2016, and 2015, the members of Bank CIMB Niaga's Board of Commissioners and Directors were as follows:

2017

Dewan Komisaris:

Presiden Komisaris
Wakil Presiden Komisaris

Komisaris Independen
Komisaris Independen
Komisaris Independen
Komisaris Independen
Komisaris
Komisaris
Komisaris

Direksi:

Presiden Direktur
Direktur Strategi dan
Keuangan
Direktur Operasional dan
Teknologi Informasi
Direktur Kredit
Direktur Manajemen Risiko
Direktur Tresuri dan Pasar
Modal
Direktur Perbankan *Consumer*
Direktur Unit Usaha Syariah
Direktur Sumber Daya
Manusia
Direktur Kepatuhan,
Corporate Secretary, dan
Hukum
Direktur Perbankan Bisnis

Bpk/Mr. Dato' Sri Nazir Razak
Bpk/Mr. Glenn Muhammad
Surya Yusuf
Bpk/Mr. Zulkifli M. Ali
Bpk/Mr. Primoehadi Notowidigdo
Ibu/Mrs. Armida Salsiah Alisjahbana
Bpk/Mr. Jeffrey Kairupan
Bpk/Mr. David Richard Thomas
Bpk/Mr. Ahmad Zulqarnain Onn ^{a)}
Bpk/Mr. Tengku Zafrul bin Tengku Abdul Aziz ^{b)}

Bpk/Mr. Tigor M. Siahaan
Bpk/Mr. Wan Razly Abdullah
Ibu/Mrs. Rita Mas'Oen
Ibu/Mrs. Megawati Sutanto
Ibu/Mrs. Vera Handajani
Bpk/Mr. John Simon
Ibu/Mrs. Lani Darmawan
Bpk/Mr. Pandji Pratama Djajanegara
Ibu/Mrs. Hedy Maria Helena Lopian
Ibu/Mrs. Fransiska Oei
Bpk/Mr. Rahardja Alimhamzah^{c)}

Board of Commissioners:

President Commissioner
Vice President Commissioner

Independent Commissioner
Independent Commissioner
Independent Commissioner
Independent Commissioner
Commissioner
Commissioner
Commissioner

Board of Directors:

President Director
Strategy and Finance
Director
Operation and Information
Technology Director
Credit Director
Risk Management Director
Treasury and Capital Market
Director
Consumer Banking Director
Sharia Business Director

Human Resources Director
Compliance, Corporate
Secretary, and Legal Director
Business Banking Director

a) Mengundurkan diri efektif sejak 24 Agustus 2017

b) Efektif menjabat sebagai Komisaris setelah mendapat hasil penilaian kemampuan dan kepatuhan

c) Efektif pada tanggal 24 Agustus 2017

Resigned effective since 24 August 2017 a)

Will be effective after obtaining the result of fit and proper test b)

Effective on 24 August 2017 c)

**PT BANK CIMB NIAGA Tbk
DAN ENTITAS ANAK/AND SUBSIDIARY**

**CATATAN ATAS LAPORAN KEUANGAN KONSOLIDASIAN
31 DESEMBER 2017, 2016, DAN 2015
SERTA TAHUN-TAHUN YANG BERAKHIR
31 DESEMBER 2017, 2016, DAN 2015**
(Dinyatakan dalam jutaan Rupiah, kecuali dinyatakan lain)

**NOTES TO THE CONSOLIDATED FINANCIAL STATEMENTS
31 DECEMBER 2017, 2016, AND 2015
AND FOR THE YEARS ENDED
31 DECEMBER 2017, 2016, AND 2015**
(Expressed in millions of Rupiah, unless otherwise stated)

1. INFORMASI UMUM (lanjutan)

- e. Dewan Komisaris, Direksi, Komite Audit, Komite Pemantau Risiko, Komite Nominasi dan Remunerasi, Dewan Pengawas Syariah, Satuan Kerja Audit Internal, dan Sekretaris Perusahaan (lanjutan)**

Pada tanggal 31 Desember 2017, 2016, dan 2015, susunan Dewan Komisaris dan Direksi Bank CIMB Niaga adalah (lanjutan):

1. GENERAL INFORMATION (continued)

- e. Board of Commissioners, Board of Directors, Audit Committee, Risk Monitoring Committee, Nomination and Remuneration Committee, Sharia Supervisory Board, Internal Audit Unit, and Corporate Secretary (continued)**

As at 31 December 2017, 2016, and 2015, the members of Bank CIMB Niaga's Board of Commissioners and Directors were as follows (continued):

2016

Dewan Komisaris:

Presiden Komisaris
Wakil Presiden Komisaris

Komisaris Independen
Komisaris Independen
Komisaris Independen
Komisaris Independen
Komisaris
Komisaris

Direksi:

Presiden Direktur
Direktur Keuangan dan
Perencanaan
Direktur Operasional dan
Teknologi Informasi
Direktur Kredit
Direktur Manajemen Risiko
Direktur Tresuri dan Pasar
Modal
Direktur Perbankan *Consumer*
Direktur Unit Usaha Syariah
Direktur Sumber Daya
Manusia
Direktur Kepatuhan,
Corporate Secretary, dan
Hukum

Bpk/Mr. Dato' Sri Nazir Razak
Bpk/Mr. Glenn Muhammad
Surya Yusuf
Bpk/Mr. Zulkifli M. Ali
Bpk/Mr. Primoehadhi Notowidigdo
Ibu/Mrs. Armida Salsiah Alisjahbana ^{d)}
Bpk/Mr. Jeffrey Kairupan ^{d)}
Bpk/Mr. David Richard Thomas
Bpk/Mr. Ahmad Zulqarnain Onn

Bpk/Mr. Tigor M. Siahaan
Bpk/Mr. Wan Razly Abdullah
Ibu/Mrs. Rita Mas'Oen
Ibu/Mrs. Megawati Sutanto
Ibu/Mrs. Vera Handajani
Bpk/Mr. John Simon
Ibu/Mrs. Lani Darmawan ^{e)}
Bpk/Mr. Pandji Pratama Djajanegara ^{f)}
Ibu/Mrs. Hedy Maria Helena Lopian ^{g)}
Ibu/Mrs. Fransiska Oei ^{h)}

Board of Commissioners:

President Commissioner
Vice President Commissioner

Independent Commissioner
Independent Commissioner
Independent Commissioner
Independent Commissioner
Commissioner
Commissioner

Board of Directors:

President Director
Strategy and Finance
Director
Operation and Information
Technology Director
Credit Director
Risk Management Director
Treasury and Capital Market
Director
Consumer Banking Director
Sharia Business Director

Human Resources Director

Compliance, Corporate
Secretary, and Legal Director

- d) Efektif 14 September 2016
e) Efektif pada tanggal 3 Mei 2016
f) Efektif 4 Oktober 2016
g) Efektif pada tanggal 15 Agustus 2016
h) Efektif pada tanggal 27 Juli 2016

- Effective on 14 September 2016 d)
Effective on 3 May 2016 e)
Effective on 4 October 2016 f)
Effective on 15 August 2016 g)
Effective on 27 July 2016 h)

**PT BANK CIMB NIAGA Tbk
DAN ENTITAS ANAK/AND SUBSIDIARY**

**CATATAN ATAS LAPORAN KEUANGAN KONSOLIDASIAN
31 DESEMBER 2017, 2016, DAN 2015
SERTA TAHUN-TAHUN YANG BERAKHIR
31 DESEMBER 2017, 2016, DAN 2015**
(Dinyatakan dalam jutaan Rupiah, kecuali dinyatakan lain)

**NOTES TO THE CONSOLIDATED FINANCIAL STATEMENTS
31 DECEMBER 2017, 2016, AND 2015
AND FOR THE YEARS ENDED
31 DECEMBER 2017, 2016, AND 2015**
(Expressed in millions of Rupiah, unless otherwise stated)

1. INFORMASI UMUM (lanjutan)

- e. Dewan Komisaris, Direksi, Komite Audit, Komite Pemantau Risiko, Komite Nominasi dan Remunerasi, Dewan Pengawas Syariah, Satuan Kerja Audit Internal, dan Sekretaris Perusahaan (lanjutan)**

Pada tanggal 31 Desember 2017, 2016, dan 2015, susunan Dewan Komisaris dan Direksi Bank CIMB Niaga adalah (lanjutan):

1. GENERAL INFORMATION (continued)

- e. Board of Commissioners, Board of Directors, Audit Committee, Risk Monitoring Committee, Nomination and Remuneration Committee, Sharia Supervisory Board, Internal Audit Unit, and Corporate Secretary (continued)**

As at 31 December 2017, 2016, and 2015, the members of Bank CIMB Niaga's Board of Commissioners and Directors were as follows (continued):

2015

Dewan Komisaris:

Presiden Komisaris
Wakil Presiden Komisaris

Komisaris Independen
Komisaris Independen
Komisaris Independen
Komisaris Independen
Komisaris
Komisaris

Direksi:

Presiden Direktur
Wakil Presiden Direktur merangkap
Direktur *Small Medium Micro Enterprise*
Wakil Presiden Direktur merangkap
Direktur Perbankan Korporasi
Direktur Kepatuhan, *Corporate Affairs*,
dan Hukum
Direktur Keuangan dan
Perencanaan
Direktur Operasional dan Teknologi
Informasi
Direktur Perbankan *Consumer*
Direktur Kredit
Direktur Sumber Daya Manusia
Direktur Manajemen Risiko

Direktur Tresuri dan Pasar Modal

Bpk/Mr. Dato' Sri Nazir Razak
Bpk/Mr. Glenn Muhammad Surya
Yusuf
Ibu/Mrs. Sri Hartina Urip Simeon ⁱ⁾
Bpk/Mr. Roy Edu Tirtadji ^{j)}
Bpk/Mr. Zulkifli M. Ali
Bpk/Mr. Primoehadi Notowidigdo
Bpk/Mr. Ahmad Zulqarnain Onn
Bpk/Mr. David Richard Thomas

Bpk/Mr. Tigor M. Siahaan ⁱ⁾
Bpk/Mr. Daniel James Rompas ^{k)}
Bpk/Mr. Lo Nyen Khing ^{l)}
Ibu/Mrs. Lydia Wulan Tumbelaka ⁱ⁾
Bpk/Mr. Wan Razly Abdullah
Ibu/Mrs. Rita Mas'Oen
Bpk/Mr. Samir Gupta ⁱ⁾
Ibu/Mrs. Megawati Sutanto
Bpk/Mr. Harjanto Tanuwidjaja ^{m)}
Ibu/Mrs. Vera Handajani
Bpk/Mr. John Simon

Board of Commissioners:

President Commissioner
Vice President Commissioner

Independent Commissioner
Independent Commissioner
Independent Commissioner
Independent Commissioner
Commissioner
Commissioner

Board of Directors:

President Director
Vice President Director also as
Small Medium Micro Enterprise Director
Vice President Director also as
Corporate Banking Director Compliance, Corporate Affairs, and Legal Director Strategy and Finance Director Operation and Information Technology Director Consumer Banking Director Credit Director Human Resources Director Risk Management Director Treasury and Capital Market Director

i) Masa jabatannya berakhir pada penutupan RUPS Tahunan tanggal 15 April 2016

j) Efektif pada tanggal 1 Juni 2015

k) Mengundurkan diri efektif sejak tanggal 15 April 2016

l) Mengundurkan diri efektif sejak tanggal 31 Juli 2015

m) Mengundurkan diri efektif sejak tanggal 1 Desember 2015

Terms of the office ended at the closing of Annual Shareholders General Meeting on 15 April 2016

Effective on 1 June 2015

Resigned effective since 15 April 2016

Resigned effective since 31 July 2015

Resigned effective since 1 December 2015

**PT BANK CIMB NIAGA Tbk
DAN ENTITAS ANAK/AND SUBSIDIARY**

**CATATAN ATAS LAPORAN KEUANGAN KONSOLIDASIAN
31 DESEMBER 2017, 2016, DAN 2015
SERTA TAHUN-TAHUN YANG BERAKHIR
31 DESEMBER 2017, 2016, DAN 2015**
(Dinyatakan dalam jutaan Rupiah, kecuali dinyatakan lain)

**NOTES TO THE CONSOLIDATED FINANCIAL STATEMENTS
31 DECEMBER 2017, 2016, AND 2015
AND FOR THE YEARS ENDED
31 DECEMBER 2017, 2016, AND 2015**
(Expressed in millions of Rupiah, unless otherwise stated)

1. INFORMASI UMUM (lanjutan)

- e. Dewan Komisaris, Direksi, Komite Audit, Komite Pemantau Risiko, Komite Nominasi dan Remunerasi, Dewan Pengawas Syariah, Satuan Kerja Audit Internal, dan Sekretaris Perusahaan (lanjutan)**

Pada tanggal 31 Desember 2017, 2016, dan 2015, susunan Komite Audit Bank CIMB Niaga adalah:

	<u>2017 dan/and 2016</u>	
Ketua, merangkap anggota	Bpk/Mr. Zulkifli M. Ali * n)	<i>Chairman, concurrently as member</i>
Anggota	Bpk/Mr. Jeffery Kairupan * n)	<i>Member</i>
Anggota	Ibu/Mrs. Mawar I.R. Napitupulu	<i>Member</i>
Anggota	Bpk/Mr. Yap Tjay Soen n)	<i>Member</i>
	<u>2015</u>	
Ketua, merangkap anggota	Bpk/Mr. Roy Edu Tirtadji o)	<i>Chairman, concurrently as member</i>
Anggota	Ibu/Mrs. Sri Hartina Urip Simeon o)	<i>Member</i>
Anggota	Ibu/Mrs. Mawar I.R. Napitupulu o)	<i>Member</i>
Anggota	Bpk/Mr. Shariq Mukhtar o)	<i>Member</i>
Anggota	Bpk/Mr. Darminto o)	<i>Member</i>
Anggota	Bpk/Mr. Sumantri Slamet o)	<i>Member</i>

* Komisaris Independen

n) Efektif pada tanggal 15 April 2016

o) Mengundurkan diri efektif sejak tanggal 15 April 2016

*Independent Commissioner **

Effective on 15 April 2016 n)

Resigned effective since 15 April 2016 o)

Pembentukan Komite Audit Bank CIMB Niaga sesuai dengan Peraturan Otoritas Jasa Keuangan (POJK) No.55/POJK.03/2016 tanggal 7 Desember 2016 tentang Penerapan Tata Kelola Bagi Bank Umum dan POJK No.55/POJK.04/2015 tanggal 29 Desember 2015 tentang Pembentukan dan Pedoman Pelaksanaan Kerja Komite Audit.

Pada tanggal 31 Desember 2017, 2016, dan 2015 susunan Komite Pemantau Risiko Bank CIMB Niaga adalah:

Establishment of Bank CIMB Niaga's Audit Committee is in compliance with the requirements of FSA Regulation No.55/POJK.03/2016 dated 7 December 2016 regarding Governance Implementation in Commercial Bank and FSA Regulation No.055/POJK.04/2015 dated 29 December 2015 regarding Establishment and Guideline for Implementation Duty of Audit Committee.

As at 31 December 2017, 2016, and 2015 the members of Bank CIMB Niaga's Risk Monitoring Committee were as follows:

	<u>2017</u>	
Ketua, merangkap anggota	Bpk/Mr. Zulkifli M. Ali*	<i>Chairman, concurrently as member</i>
Anggota	Bpk/Mr. Glenn Muhammad Surya Yusuf	<i>Member</i>
Anggota	Bpk/Mr. David Richard Thomas	<i>Member</i>
Anggota	Bpk/Mr. Firmanzah	<i>Member</i>
Anggota	Ibu/Mrs. Sri Indrastuti S. Hadiputranto	<i>Member</i>
Anggota	Bpk/Mr. Yap Tjay Soen p)	<i>Member</i>
	<u>2016</u>	
Ketua, merangkap anggota	Bpk/Mr. Zulkifli M. Ali*	<i>Chairman, concurrently as member</i>
Anggota	Bpk/Mr. Glenn Muhammad Surya Yusuf	<i>Member</i>
Anggota	Bpk/Mr. David Richard Thomas	<i>Member</i>
Anggota	Bpk/Mr. Firmanzah q)	<i>Member</i>
Anggota	Ibu/Mrs. Sri Indrastuti S. Hadiputranto r)	<i>Member</i>

**PT BANK CIMB NIAGA Tbk
DAN ENTITAS ANAK/AND SUBSIDIARY**

**CATATAN ATAS LAPORAN KEUANGAN KONSOLIDASIAN
31 DESEMBER 2017, 2016, DAN 2015
SERTA TAHUN-TAHUN YANG BERAKHIR
31 DESEMBER 2017, 2016, DAN 2015**
(Dinyatakan dalam jutaan Rupiah, kecuali dinyatakan lain)

**NOTES TO THE CONSOLIDATED FINANCIAL STATEMENTS
31 DECEMBER 2017, 2016, AND 2015
AND FOR THE YEARS ENDED
31 DECEMBER 2017, 2016, AND 2015**
(Expressed in millions of Rupiah, unless otherwise stated)

1. INFORMASI UMUM (lanjutan)

e. Dewan Komisaris, Direksi, Komite Audit, Komite Pemantau Risiko, Komite Nominasi dan Remunerasi, Dewan Pengawas Syariah, Satuan Kerja Audit Internal, dan Sekretaris Perusahaan (lanjutan)

Pada tanggal 31 Desember 2017, 2016, dan 2015 susunan Komite Pemantau Risiko Bank CIMB Niaga adalah (lanjutan):

	<u>2015</u>	
Ketua, merangkap anggota	Bpk/Mr. Zulkifli M. Ali*	Chairman, concurrently as member
Anggota	Bpk/Mr. Glenn Muhammad Surya Yusuf	Member
Anggota	Bpk/Mr. David Richard Thomas	Member
Anggota	Bpk/Mr. Ananda Barata ^{s)}	Member
Anggota	Bpk/Mr. Binhadi ^{s)}	Member
Anggota	Bpk/Mr. Shariq Mukhtar ^{s)}	Member
		Independent Commissioner *
* Komisaris Independen		Effective since 24 August 2017 p)
p) Efektif sejak 24 Agustus 2017		Effective on 15 April 2016 q)
q) Efektif pada tanggal 15 April 2016		Effective on 1 July 2016 r)
r) Efektif pada tanggal 1 Juli 2016		Resigned effective since 15 April 2016 s)
s) Mengundurkan diri efektif sejak 15 April 2016		

Pada tanggal 31 Desember 2017, 2016, dan 2015 susunan Komite Nominasi dan Remunerasi Bank CIMB Niaga adalah:

As at 31 December 2017, 2016, and 2015 the members of Bank CIMB Niaga's Nomination and Remuneration were as follows:

	<u>2017</u>	
Ketua, merangkap anggota	Bpk/Mr. Primoehadi Notowidigdo*	Chairman, concurrently as member
Anggota	Ibu/Mrs. Armida Salsiah Alisjahbana*	Member
Anggota	Bpk/Mr. Ahmad Zulqarnain Onn ^{l)}	Member
Anggota	Bpk/Mr. Joni Raini	Member
	<u>2016</u>	
Ketua, merangkap anggota	Bpk/Mr. Primoehadi Notowidigdo*	Chairman, concurrently as member
Anggota	Ibu/Mrs. Armida Salsiah Alisjahbana * ^{u)}	Member
Anggota	Bpk/Mr. Ahmad Zulqarnain Onn	Member
Anggota	Bpk/Mr. Joni Raini	Member
	<u>2015</u>	
Ketua, merangkap anggota	Bpk/Mr. Primoehadi Notowidigdo*	Chairman, concurrently as member
Anggota	Bpk/Mr. Zulkifli M. Ali * ^{v)}	Member
Anggota	Bpk/Mr. Ahmad Zulqarnain Onn	Member
Anggota	Bpk/Mr. Ananda Barata ^{v)}	Member
Anggota	Bpk/Mr. Sumantri Slamet ^{v)}	Member
Anggota	Bpk/Mr. Joni Raini	Member
		Independent Commissioner *
* Komisaris Independen		Resigned effective since 24 August 2017 t)
t) Mengundurkan diri efektif sejak 24 Agustus 2017		Effective on 15 April 2016 u)
u) Efektif pada tanggal 15 April 2016		Resigned effective since 15 April 2016 v)
v) Mengundurkan diri efektif sejak tanggal 15 April 2016		

**PT BANK CIMB NIAGA Tbk
DAN ENTITAS ANAK/AND SUBSIDIARY**

**CATATAN ATAS LAPORAN KEUANGAN KONSOLIDASIAN
31 DESEMBER 2017, 2016, DAN 2015
SERTA TAHUN-TAHUN YANG BERAKHIR
31 DESEMBER 2017, 2016, DAN 2015**
(Dinyatakan dalam jutaan Rupiah, kecuali dinyatakan lain)

**NOTES TO THE CONSOLIDATED FINANCIAL STATEMENTS
31 DECEMBER 2017, 2016, AND 2015
AND FOR THE YEARS ENDED
31 DECEMBER 2017, 2016, AND 2015**
(Expressed in millions of Rupiah, unless otherwise stated)

1. INFORMASI UMUM (lanjutan)

- e. Dewan Komisaris, Direksi, Komite Audit, Komite Pemantau Risiko, Komite Nominasi dan Remunerasi, Dewan Pengawas Syariah, Satuan Kerja Audit Internal, dan Sekretaris Perusahaan (lanjutan)**

Pada tanggal 31 Desember 2017, 2016, dan 2015 susunan Dewan Pengawas Syariah Bank CIMB Niaga adalah:

	2017, 2016, dan/and 2015	
Ketua	Bpk/Mr. Prof. Dr. M. Quraish Shihab, MA	Chairman
Anggota	Bpk/Mr. Prof. Dr. Fathurrahman Djamil, MA	Member
Anggota	Bpk/Mr. Dr. Yulizar Djamiluddin Sanrego Nz, M.Ec	Member

Pada tanggal 31 Desember 2017 Kepala Satuan Kerja Audit Internal Bank CIMB Niaga adalah Bpk Antonius Pramana Gunadi. Pada tanggal 31 Desember 2016 dan 2015 Kepala Satuan Kerja Audit Internal Bank CIMB Niaga adalah Ibu Restiana Linggadjaya.

Pada tanggal 31 Desember 2017 dan 2016, Sekretaris Perusahaan CIMB Niaga adalah Ibu Fransiska Oei. Pada tanggal 31 Desember 2015 Sekretaris Perusahaan CIMB Niaga adalah Bpk Rudy Hutagalung.

Pada tanggal 31 Desember 2017, karyawan Bank CIMB Niaga berjumlah 12.782 (2016: 13.185; 2015: 13.577) (tidak audit).

2. KEBIJAKAN AKUNTANSI

Laporan keuangan konsolidasian PT Bank CIMB Niaga Tbk dan Entitas Anak diselesaikan dan diotorisasi untuk terbit oleh Direksi pada tanggal 26 Februari 2018.

Kebijakan akuntansi utama yang diterapkan dalam penyusunan laporan keuangan konsolidasian adalah seperti dijabarkan di bawah ini:

a. Dasar penyusunan laporan keuangan konsolidasian

Laporan keuangan konsolidasian pada tanggal 31 Desember 2017, 2016, dan 2015 disusun sesuai dengan Standar Akuntansi Keuangan di Indonesia yang dikeluarkan oleh Ikatan Akuntan Indonesia.

1. GENERAL INFORMATION (continued)

- e. Board of Commissioners, Board of Directors, Audit Committee, Risk Monitoring Committee, Nomination and Remuneration Committee, Sharia Supervisory Board, Internal Audit Unit, and Corporate Secretary (continued)**

As at 31 December 2017, 2016, and 2015 the members of Bank CIMB Niaga's Sharia Supervisory Board were as follows:

As at 31 December 2017, the Chief of Bank CIMB Niaga's Internal Audit Unit was Mr. Antonius Pramana Gunadi. As at 31 December 2016 and 2015 the Chief of Bank CIMB Niaga's Internal Audit Unit was Mrs. Restiana Linggadjaya.

As at 31 December 2017 and 2016, the Bank CIMB Niaga's Corporate Secretary was Mrs. Fransiska Oei. As at 31 December 2015 the Bank CIMB Niaga's Corporate Secretary was Mr. Rudy Hutagalung.

As at 31 December 2017, the number of employees of Bank CIMB Niaga was 12,782 (2016: 13,185; 2015: 13,577) (unaudited).

2. ACCOUNTING POLICIES

The consolidated financial statements of PT Bank CIMB Niaga Tbk and Subsidiary were completed and authorised for issuance by the Board of Directors on 26 February 2018.

The principal accounting policies adopted in preparing the consolidated financial statements are set out below:

a. Basis of preparation of the consolidated financial statements

The consolidated financial statements as at 31 December 2017, 2016, and 2015 were prepared in accordance with Indonesian Financial Accounting Standards issued by the Indonesian Institute of Accountants.

**PT BANK CIMB NIAGA Tbk
DAN ENTITAS ANAK/AND SUBSIDIARY**

**CATATAN ATAS LAPORAN KEUANGAN KONSOLIDASIAN
31 DESEMBER 2017, 2016, DAN 2015
SERTA TAHUN-TAHUN YANG BERAKHIR
31 DESEMBER 2017, 2016, DAN 2015**
(Dinyatakan dalam jutaan Rupiah, kecuali dinyatakan lain)

2. KEBIJAKAN AKUNTANSI (lanjutan)

a. Dasar penyusunan laporan keuangan konsolidasian (lanjutan)

Laporan keuangan konsolidasian juga disusun sesuai dengan Keputusan Ketua Bapepam-LK (efektif 1 Januari 2013, OJK telah mengambil alih fungsi dari Bapepam-LK) No. KEP-347/BL/2012 tanggal 25 Juni 2012 yang merupakan perubahan terakhir atas Keputusan Ketua Bapepam-LK No. KEP 554/BL/2010 tanggal 30 Desember 2010 dan Keputusan Ketua Bapepam-LK No. KEP-06/PM/2000 tanggal 13 Maret 2000 yaitu Peraturan No. VIII.G.7 tentang "Pedoman Penyajian Laporan Keuangan".

Laporan keuangan konsolidasian disusun berdasarkan harga perolehan kecuali untuk aset keuangan yang diklasifikasikan dalam kelompok tersedia untuk dijual, aset dan liabilitas keuangan yang diukur pada nilai wajar melalui laba rugi, instrumen derivatif yang diukur berdasarkan nilai wajar, dan aset tetap berupa tanah dan bangunan yang diukur berdasarkan nilai wajar sesuai model revaluasi. Nilai tercatat dari aset dan liabilitas yang merupakan *item* yang dilindungi nilai dalam lindung atas nilai wajar, yang seharusnya disajikan sebesar harga perolehan disesuaikan dengan perubahan nilai wajar yang yang dapat diatribusikan dengan risiko yang dilindungi. Laporan keuangan konsolidasian disusun berdasarkan akuntansi berbasis akrual, kecuali laporan arus kas konsolidasian.

Laporan arus kas konsolidasian disusun menggunakan metode langsung dan arus kas dikelompokkan atas dasar kegiatan operasi, investasi, dan pendanaan. Untuk tujuan laporan arus kas konsolidasian, kas dan setara kas mencakup kas, giro pada BI, giro pada bank lain, dan investasi jangka pendek lancar lainnya dengan jangka waktu 3 (tiga) bulan atau kurang sejak tanggal perolehan.

Seluruh angka dalam laporan keuangan konsolidasian ini, kecuali dinyatakan secara khusus, dibulatkan menjadi dan disajikan dalam jutaan Rupiah yang terdekat.

**NOTES TO THE CONSOLIDATED FINANCIAL STATEMENTS
31 DECEMBER 2017, 2016, AND 2015
AND FOR THE YEARS ENDED
31 DECEMBER 2017, 2016, AND 2015**
(Expressed in millions of Rupiah, unless otherwise stated)

2. ACCOUNTING POLICIES (continued)

b. Basis of preparation of the consolidated financial statements (continued)

The consolidated financial statements have been also prepared in accordance with the Decree of Bapepam-LK (effective 1 January 2013, FSA takes over the function of Bapepam-LK) No. KEP-347/BL/2012 dated 25 June 2012 which is the latest change of the Decree of the Bapepam-LK No. KEP 554/BL/2010 dated 30 December 2010 and the Decree of the Bapepam-LK No. KEP-06/PM/2000 dated 13 March 2000 on Regulation No. VIII.G.7 regarding "Financial Statements Presentation Guidelines".

The consolidated financial statements have been prepared under the historical cost convention, except for financial assets classified as available-for-sale, financial assets and liabilities held at fair value through profit and loss, all derivative contracts which have been measured at fair value, and fixed assets of lands and buildings which have been measured at fair value in accordance with revaluation model. The carrying values of recognised assets and liabilities that are hedged items in fair value hedges, and otherwise carried at cost, are adjusted to record changes in fair value attributable to the risks that are being hedged. The consolidated financial statements are prepared under the accrual basis of accounting, except for the consolidated statement of cash flows.

The consolidated statement of cash flows is prepared based on the direct method by classifying cash flows on the basis of operating, investing, and financing activities. For the purpose of the consolidated statements of cash flows, cash and cash equivalents include cash, current accounts with BI, current accounts with other banks, and other short term highly liquid investments with original maturities of 3 (three) months or less from the acquisition date.

Figures in the consolidated financial statements are rounded to and stated in millions of Rupiah, unless otherwise stated.

**PT BANK CIMB NIAGA Tbk
DAN ENTITAS ANAK/AND SUBSIDIARY**

**CATATAN ATAS LAPORAN KEUANGAN KONSOLIDASIAN
31 DESEMBER 2017, 2016, DAN 2015
SERTA TAHUN-TAHUN YANG BERAKHIR
31 DESEMBER 2017, 2016, DAN 2015**
(Dinyatakan dalam jutaan Rupiah, kecuali dinyatakan lain)

2. KEBIJAKAN AKUNTANSI (lanjutan)

a. Dasar penyusunan laporan keuangan konsolidasian (lanjutan)

Penyusunan laporan keuangan sesuai dengan Standar Akuntansi Keuangan di Indonesia mengharuskan penggunaan estimasi dan asumsi. Hal tersebut juga mengharuskan manajemen untuk membuat pertimbangan dalam proses penerapan kebijakan akuntansi Bank CIMB Niaga dan Entitas Anak. Area yang kompleks atau memerlukan tingkat pertimbangan yang lebih tinggi atau area dimana asumsi dan estimasi dapat berdampak signifikan terhadap laporan keuangan konsolidasian diungkapkan di Catatan 4.

b. Perubahan kebijakan akuntansi yang signifikan

Kecuali dinyatakan di bawah ini, kebijakan akuntansi telah diterapkan secara konsisten dengan laporan keuangan konsolidasian pada tanggal dan untuk tahun yang berakhir 31 Desember 2017 yang telah sesuai dengan Standar Akuntansi Keuangan di Indonesia.

Perubahan kebijakan akuntansi terkait aset tetap di tahun 2016 dapat dilihat di Catatan 2t. Perubahan ini terkait dengan perubahan kebijakan akuntansi dari metode biaya menjadi metode revaluasi dan diterapkan secara prospektif.

Dewan Standar Akuntansi Keuangan Ikatan Akuntan Indonesia ("DSAK-IAI") telah melakukan revisi atas beberapa standar akuntansi yang berlaku efektif pada tanggal 1 Januari 2017, sebagai berikut:

- PSAK 1 (revisi 2015): Penyajian Laporan Keuangan;
- ISAK 31 (revisi 2015): Interpretasi atas Ruang Lingkup PSAK 13: Properti Investasi;
- ISAK 32: Definisi dan hierarki standard akuntansi keuangan;
- PSAK 3 (revisi 2016): Laporan Keuangan Interim;

**NOTES TO THE CONSOLIDATED FINANCIAL STATEMENTS
31 DECEMBER 2017, 2016, AND 2015
AND FOR THE YEARS ENDED
31 DECEMBER 2017, 2016, AND 2015**
(Expressed in millions of Rupiah, unless otherwise stated)

2. ACCOUNTING POLICIES (continued)

a. Basis of preparation of the consolidated financial statements (continued)

The preparation of financial statements in conformity with Indonesian Financial Accounting Standards requires the use of certain critical accounting estimates and assumptions. It also requires management to exercise its judgement in the process of applying the Bank CIMB Niaga and Subsidiary's accounting policies. The areas involving a higher degree of judgement or complexity, or areas where assumptions and estimates are significant to the consolidated financial statements are disclosed in Note 4.

b. Change in significant accounting policies

Except as described below, the accounting policies applied are consistent with those of the consolidated financial statements as at and for the years ended 31 December 2017 which conform to the Indonesian Financial Accounting Standards.

Change in accounting policy of fixed asset's in 2016 disclosed in Note 2t. The change relates with change of accounting policy from cost method to become revaluation method, and was applied prospectively.

Financial Accounting Standard Board of Indonesia Institute of Accounting ("DSAK-IAI") has issued revision of the following accounting standards which are effective as at 1 January 2017, as follows:

- SFAS 1 (revised 2015): Presentation of Financial Statement;
- IFAS 31 (revised 2015): Interpretation of Scope SFAS 13: Investment Property;
- ISFAS 32: Interpretation on definition and hierarchy of financial accounting standards
- SFAS 3 (revised 2016): Interim Financial Reporting;

**PT BANK CIMB NIAGA Tbk
DAN ENTITAS ANAK/AND SUBSIDIARY**

**CATATAN ATAS LAPORAN KEUANGAN KONSOLIDASIAN
31 DESEMBER 2017, 2016, DAN 2015
SERTA TAHUN-TAHUN YANG BERAKHIR
31 DESEMBER 2017, 2016, DAN 2015**
(Dinyatakan dalam jutaan Rupiah, kecuali dinyatakan lain)

**NOTES TO THE CONSOLIDATED FINANCIAL STATEMENTS
31 DECEMBER 2017, 2016, AND 2015
AND FOR THE YEARS ENDED
31 DECEMBER 2017, 2016, AND 2015**
(Expressed in millions of Rupiah, unless otherwise stated)

2. KEBIJAKAN AKUNTANSI (lanjutan)

**b. Perubahan kebijakan akuntansi yang signifikan
(lanjutan)**

- PSAK 24 (revisi 2016): Imbalan Kerja;
- PSAK 58 (revisi 2016): Aset Tidak Lancar yang Dimiliki untuk Dijual dan Operasi yang Dihentikan;
- PSAK 60 (revisi 2016): Instrumen Keuangan: Pengungkapan;
- PSAK 101 (revisi 2016) "Penyajian Laporan Keuangan Syariah";
- PSAK 102 (revisi 2016): Akuntansi Murabahah;
- PSAK 103 (revisi 2016) "Akuntansi Salam";
- PSAK 104 (revisi 2016) "Akuntansi Istishna";
- PSAK 107 (revisi 2016) "Akuntansi Ijarah"; dan
- PSAK 108 (revisi 2016) "Akuntansi Transaksi Asuransi Syariah".

PSAK dan ISAK tersebut di atas tidak memiliki dampak yang signifikan terhadap jumlah yang dilaporkan pada tahun berjalan atau tahun-tahun sebelumnya.

c. Prinsip konsolidasi (PSAK 4)

Laporan keuangan konsolidasian meliputi laporan keuangan Bank CIMB Niaga dan Entitas Anak.

Bank mengendalikan suatu entitas ketika Bank terekspos terhadap, atau memiliki hak atas, pengembalian variabel dari keterlibatannya terhadap entitas dan memiliki kemampuan untuk mempengaruhi pengembalian tersebut melalui kekuasaannya atas entitas tersebut.

Dampak signifikan dari seluruh transaksi dan saldo antara perusahaan-perusahaan yang dikonsolidasikan telah dieliminasi dalam penyajian laporan keuangan konsolidasian.

Kebijakan akuntansi penting yang dipakai dalam penyajian laporan keuangan konsolidasian telah diterapkan secara konsisten oleh Bank CIMB Niaga dan Entitas Anak, kecuali dinyatakan secara khusus.

2. ACCOUNTING POLICIES (continued)

**b. Change in significant accounting policies
(continued)**

- SFAS 24 (revised 2016): Employee Benefits;
- SFAS 58 (revised 2016): Non-Current Assets Held for Sale and Discontinued Operations;
- SFAS 60 (revised 2016): Financial Instruments: Disclosures;
- SFAS 101 (revised 2016) "Presentation of Syariah Financial Statement";
- SFAS 102 (revised 2016): Murabahah Accounting;
- SFAS 103 (revised 2016) "Salam Accounting";
- SFAS 104 (revised 2016) "Istishna Accounting";
- SFAS 107 (revised 2016) "Ijarah Accounting"; and
- SFAS 108 (revised 2016) "Accounting for Syariah Insurance Transactions".

All the above SFAS and IFAS had no significant effect on the amounts reported for current year or prior years.

c. Principles of consolidation (SFAS 4)

The consolidated financial statements include the financial statements of Bank CIMB Niaga and Subsidiary.

The Bank controls an entity when the Bank is exposed to, or has right to, variable returns from its involvement with the entity and has the ability to affect those return through its power over the entity.

The significant effects of all transactions and balances between the consolidated companies have been eliminated in preparing the consolidated financial statements.

The significant accounting policies adopted in preparing the consolidated financial statements have been consistently applied by Bank CIMB Niaga and Subsidiary, unless otherwise stated.

**PT BANK CIMB NIAGA Tbk
DAN ENTITAS ANAK/AND SUBSIDIARY**

**CATATAN ATAS LAPORAN KEUANGAN KONSOLIDASIAN
31 DESEMBER 2017, 2016, DAN 2015
SERTA TAHUN-TAHUN YANG BERAKHIR
31 DESEMBER 2017, 2016, DAN 2015**
(Dinyatakan dalam jutaan Rupiah, kecuali dinyatakan lain)

2. KEBIJAKAN AKUNTANSI (lanjutan)

c. Prinsip konsolidasi (PSAK 4) (lanjutan)

Kepentingan nonpengendali atas hasil usaha dan ekuitas Entitas Anak disajikan terpisah pada masing-masing laporan laba rugi dan penghasilan komprehensif lain konsolidasian serta laporan posisi keuangan konsolidasian.

Bila pengendalian atas suatu entitas diperoleh dalam periode berjalan, hasil usaha entitas tersebut dicatat sebagai laba/rugi sejak tanggal pengendalian dimulai. Bila pengendalian berakhir dalam periode berjalan, hasil usaha entitas tersebut dimasukkan ke dalam laporan keuangan konsolidasian untuk periode dimana pengendalian masih berlangsung.

d. Kebijakan Akuntansi Entitas Anak (PSAK 4)

Entitas Anak adalah seluruh entitas (termasuk entitas terstruktur) dimana Bank memiliki pengendalian. Bank mengendalikan entitas lain ketika Bank terekspos atas, atau memiliki hak untuk, pengembalian yang bervariasi dari keterlibatannya dengan entitas dan memiliki kemampuan untuk mempengaruhi pengembalian tersebut melalui kekuasaannya atas entitas tersebut. Entitas Anak dikonsolidasikan secara penuh sejak tanggal dimana pengendalian dialihkan kepada Bank. Entitas Anak tidak dikonsolidasikan lagi sejak tanggal dimana Bank kehilangan pengendalian.

Bank CIMB Niaga menggunakan metode akuisisi untuk mencatat kombinasi bisnis. Imbalan yang dialihkan untuk akuisisi suatu Entitas Anak adalah sebesar nilai wajar aset yang dialihkan, liabilitas yang diakui dan kepentingan ekuitas yang diterbitkan oleh Bank CIMB Niaga. Imbalan yang dialihkan termasuk nilai wajar aset atau liabilitas yang timbul dari kesepakatan imbalan kontinjensi.

Biaya terkait akuisisi dibebankan ketika terjadi. Aset teridentifikasi yang diperoleh dan liabilitas serta liabilitas kontinjensi yang diambil alih dalam suatu kombinasi bisnis diukur pada awalnya sebesar nilai wajar pada tanggal akuisisi.

**NOTES TO THE CONSOLIDATED FINANCIAL STATEMENTS
31 DECEMBER 2017, 2016, AND 2015
AND FOR THE YEARS ENDED
31 DECEMBER 2017, 2016, AND 2015**
(Expressed in millions of Rupiah, unless otherwise stated)

2. ACCOUNTING POLICIES (continued)

c. Principles of consolidation (SFAS 4) (continued)

Non-controlling interests in the results and equity of the Subsidiary are shown separately in the consolidated statement of profit or loss and other comprehensive income and consolidated statement of financial positions, respectively.

Where control of an entity is obtained during a current period, its results are recorded as profit/loss from the date on which control commences. When control ceases during a current period, its results are included in the consolidated financial statements for the part of the period during which control existed.

d. Accounting Policies for Subsidiary (SFAS 4)

Subsidiary is all entities (including structured entities) over which the Bank has control. The Bank controls an entity when the Bank is exposed to, or has rights to, variable returns from its involvement with the entity and has the ability to affect those returns through its power over the entity. Subsidiary is fully consolidated from the date on which control is transferred to the Bank. They are deconsolidated from the date on which that control ceases.

Bank CIMB Niaga uses the acquisition method of accounting to account for business combinations. The consideration transferred for the acquisition of a Subsidiary is the fair value of the assets transferred, the liabilities incurred and the equity interests issued by Bank CIMB Niaga. The consideration transferred includes the fair value of any asset or liability resulting from a contingent consideration arrangement.

Acquisition related costs are expensed as incurred. Identifiable assets acquired and liabilities and contingent liabilities assumed in a business combination are measured initially at their fair values at the acquisition date.

**PT BANK CIMB NIAGA Tbk
DAN ENTITAS ANAK/AND SUBSIDIARY**

**CATATAN ATAS LAPORAN KEUANGAN KONSOLIDASIAN
31 DESEMBER 2017, 2016, DAN 2015
SERTA TAHUN-TAHUN YANG BERAKHIR
31 DESEMBER 2017, 2016, DAN 2015**
(Dinyatakan dalam jutaan Rupiah, kecuali dinyatakan lain)

2. KEBIJAKAN AKUNTANSI (lanjutan)

**d. Kebijakan Akuntansi Entitas Anak (PSAK 4)
(lanjutan)**

Untuk setiap akuisisi, Bank CIMB Niaga mengakui kepentingan nonpengendali pada pihak yang diakuisisi baik sebesar nilai wajar atau sebesar bagian proporsional kepentingan nonpengendali atas aset neto pihak yang diakuisisi.

Selisih lebih imbalan yang dialihkan, jumlah kepentingan nonpengendali pada pihak yang diakuisisi serta nilai wajar pada tanggal akuisisi kepentingan ekuitas sebelumnya dimiliki pihak pengakuisisi atas nilai wajar aset teridentifikasi yang diakuisisi dicatat sebagai *goodwill*. Jika jumlah ini lebih rendah dari nilai wajar aset neto entitas yang diakuisisi dalam kasus pembelian dengan diskon, selisihnya diakui langsung sebagai laba/rugi.

Transaksi dengan kepentingan nonpengendali yang tidak mengakibatkan hilangnya pengendalian merupakan transaksi ekuitas. Selisih antara nilai wajar imbalan yang dibayar dan bagian yang diakuisisi atas nilai tercatat aset neto entitas anak dicatat pada ekuitas. Keuntungan atau kerugian pelepasan kepentingan nonpengendali juga dicatat pada ekuitas.

e. Penjabaran mata uang asing (PSAK 10 dan 52)

Mata uang fungsional

Laporan keuangan konsolidasian Bank dan Entitas Anak disajikan dalam Rupiah yang merupakan mata uang fungsional Bank.

Mata uang pelaporan

Laporan keuangan konsolidasian disajikan dalam mata uang Rupiah, yang merupakan mata uang pelaporan Bank CIMB Niaga dan Entitas Anak.

Transaksi dan saldo

Transaksi dalam mata uang asing dijabarkan ke dalam mata uang Rupiah dengan menggunakan kurs yang berlaku pada tanggal transaksi.

**NOTES TO THE CONSOLIDATED FINANCIAL STATEMENTS
31 DECEMBER 2017, 2016, AND 2015
AND FOR THE YEARS ENDED
31 DECEMBER 2017, 2016, AND 2015**
(Expressed in millions of Rupiah, unless otherwise stated)

2. ACCOUNTING POLICIES (continued)

**d. Accounting Policies for Subsidiary (SFAS 4)
(continued)**

On an acquisition by acquisition basis, Bank CIMB Niaga recognises any non-controlling interest in the acquiree either at fair value or at the non-controlling interest's proportionate share of the acquiree's net assets.

The excess of the consideration transferred the amount of any non-controlling interest in the acquiree and the acquisition date fair value of any previous equity interest in the acquiree over the fair value of the identifiable net assets acquired is recorded as goodwill. If this is less than the fair value of the net assets of the subsidiary acquired in the case of a bargain purchase, the difference is recognised directly in profit/loss.

Transactions with non-controlling interests that do not result in loss of control are accounted for as equity transactions. The difference between the fair value of any consideration paid and the relevant share acquired of the carrying value of net assets of the subsidiary is recorded in equity. Gains or losses on disposals to non-controlling interests are also recorded in equity.

e. Foreign currency translation (SFAS 10 and 52)

Functional currency

Consolidated financial statements of the Bank and Subsidiary are presented in Rupiah which is the functional currency of the Bank.

Reporting currency

The consolidated financial statements are presented in Rupiah, which is the reporting currency of Bank CIMB Niaga and Subsidiary.

Transactions and balances

Transactions denominated into a foreign currency are converted into Rupiah at the exchange rate prevailing at the date of the transaction.

**PT BANK CIMB NIAGA Tbk
DAN ENTITAS ANAK/AND SUBSIDIARY**

**CATATAN ATAS LAPORAN KEUANGAN KONSOLIDASIAN
31 DESEMBER 2017, 2016, DAN 2015
SERTA TAHUN-TAHUN YANG BERAKHIR
31 DESEMBER 2017, 2016, DAN 2015**
(Dinyatakan dalam jutaan Rupiah, kecuali dinyatakan lain)

**NOTES TO THE CONSOLIDATED FINANCIAL STATEMENTS
31 DECEMBER 2017, 2016, AND 2015
AND FOR THE YEARS ENDED
31 DECEMBER 2017, 2016, AND 2015**
(Expressed in millions of Rupiah, unless otherwise stated)

2. KEBIJAKAN AKUNTANSI (lanjutan)

**e. Penjabaran mata uang asing (PSAK 10 dan 52)
(lanjutan)**

Transaksi dan saldo (lanjutan)

Aset dan liabilitas moneter dalam mata uang asing dijabarkan ke dalam Rupiah menggunakan kurs penutupan pada tanggal pelaporan dengan menggunakan kurs *spot Reuters* pada pukul 16.00 WIB untuk tanggal 31 Desember 2017, 2016, dan 2015. Aset dan liabilitas nonmoneter dalam mata uang asing yang diukur berdasarkan biaya perolehan diamortisasi dijabarkan ke dalam Rupiah dengan kurs pada tanggal pengakuan awal. Aset dan liabilitas nonmoneter yang diukur berdasarkan nilai wajar dijabarkan ke dalam Rupiah dengan kurs pada tanggal nilai wajar ditentukan.

Keuntungan atau kerugian selisih kurs yang timbul dari transaksi dalam mata uang asing dan dari penjabaran aset dan liabilitas moneter dalam mata uang asing, diakui sebagai laba/rugi, kecuali apabila ditangguhkan pada pendapatan komprehensif lainnya sebagai lindung nilai arus kas yang memenuhi syarat.

Selisih penjabaran mata uang asing atas efek utang dan aset moneter keuangan lainnya yang diukur berdasarkan nilai wajar dicatat sebagai bagian dari keuntungan dan kerugian selisih kurs.

Berikut ini adalah kurs mata uang asing utama yang digunakan untuk penjabaran pada tanggal 31 Desember 2017, 2016, dan 2015 :

	2017	2016	2015	
Pound Sterling	18,326	16,555	20,439	<i>Pound Sterling</i>
Euro	16,236	14,176	15,057	<i>Euro</i>
Franc Swiss	13,901	13,209	13,919	<i>Swiss Franc</i>
Dolar Amerika Serikat	13,568	13,473	13,785	<i>United States Dollar</i>
Dolar Kanada	10,822	9,986	9,924	<i>Canadian Dollar</i>
Dolar Australia	10,594	9,723	10,084	<i>Australian Dollar</i>
Dolar Singapura	10,155	9,312	9,759	<i>Singapore Dollar</i>
Dolar Selandia Baru	9,651	9,363	9,445	<i>New Zealand Dollar</i>
Dolar Hongkong	1,736	1,737	1,779	<i>Hongkong Dollar</i>
Yen Jepang	121	115	115	<i>Japanese Yen</i>

2. ACCOUNTING POLICIES (continued)

**e. Foreign currency translation (SFAS 10 and 52)
(continued)**

Transactions and balances (continued)

Monetary assets and liabilities denominated in foreign currency are translated into Rupiah with the closing rate as at the reporting date using the Reuters spot rates at 4.00 p.m. WIB (Western Indonesian Time) on 31 December 2017, 2016, and 2015. Non-monetary assets and liabilities measured at historical cost denominated in a foreign currency are translated into Rupiah with the exchange rate as at the date of initial recognition. Non-monetary assets and liabilities in a foreign currency that are measured at fair value are translated into Rupiah using the exchange rates at the date when the fair value was determined.

Exchange gains or losses arising on transactions in foreign currency and on the translation of foreign currency monetary assets and liabilities are recognised as profit/loss, except when deferred in other comprehensive income as qualifying cash flow hedges.

Translation differences on debt securities and other monetary financial assets measured at fair value are included in foreign exchange gains and losses.

Below are the major exchange rates used for translation as at 31 December 2017, 2016, and 2015:

**PT BANK CIMB NIAGA Tbk
DAN ENTITAS ANAK/AND SUBSIDIARY**

**CATATAN ATAS LAPORAN KEUANGAN KONSOLIDASIAN
31 DESEMBER 2017, 2016, DAN 2015
SERTA TAHUN-TAHUN YANG BERAKHIR
31 DESEMBER 2017, 2016, DAN 2015**
(Dinyatakan dalam jutaan Rupiah, kecuali dinyatakan lain)

2. KEBIJAKAN AKUNTANSI (lanjutan)

f. Aset dan liabilitas keuangan (PSAK 50 dan 55)

(i) Aset keuangan

Bank dan Entitas Anak mengklasifikasikan aset keuangannya dalam kategori (A) aset keuangan yang diukur pada nilai wajar melalui laba rugi, (B) kredit yang diberikan dan piutang, (C) aset keuangan dimiliki hingga jatuh tempo, dan (D) aset keuangan tersedia untuk dijual. Klasifikasi ini tergantung dari tujuan perolehan aset keuangan tersebut. Manajemen menentukan klasifikasi aset keuangan tersebut pada saat awal pengakuannya.

(A) Aset keuangan yang diukur pada nilai wajar melalui laba rugi

Kategori ini terdiri dari dua subkategori: aset keuangan yang diklasifikasikan dalam kelompok diperdagangkan dan aset keuangan yang pada saat pengakuan awal telah ditetapkan untuk diukur pada nilai wajar melalui laba/rugi.

Aset keuangan diklasifikasikan dalam kelompok diperdagangkan jika diperoleh atau dimiliki terutama untuk tujuan dijual atau dibeli kembali dalam waktu dekat atau jika merupakan bagian dari portofolio instrumen keuangan tertentu yang dikelola bersama dan terdapat bukti mengenai pola ambil untung dalam jangka pendek (*short term profit taking*) yang terkini. Derivatif juga dikategorikan dalam kelompok diperdagangkan, kecuali derivatif yang ditetapkan dan efektif sebagai instrumen lindung nilai. Aset keuangan yang diklasifikasikan dalam kelompok diperdagangkan terdiri dari efek-efek, Obligasi Pemerintah, dan tagihan derivatif.

**NOTES TO THE CONSOLIDATED FINANCIAL STATEMENTS
31 DECEMBER 2017, 2016, AND 2015
AND FOR THE YEARS ENDED
31 DECEMBER 2017, 2016, AND 2015**
(Expressed in millions of Rupiah, unless otherwise stated)

2. ACCOUNTING POLICIES (continued)

f. Financial assets and liabilities (SFAS 50 and 55)

(i) Financial assets

Bank and Subsidiary classifies its financial assets in the following categories of (A) financial assets at fair value through profit and loss, (B) loans and receivables, (C) held-to-maturity financial assets, and (D) available-for-sale financial assets. The classification depends on the purpose for which the financial assets were acquired. Management determines the classification of its financial assets at initial recognition.

(A) Financial assets at fair value through profit or loss

This category comprises two sub-categories: financial assets classified as held for trading and financial assets designated as at fair value through profit/loss upon initial recognition.

A financial asset is classified as held for trading if it is acquired or incurred principally for the purpose of selling or repurchasing it in the near term or if it is part of a portfolio of identified financial instruments that are managed together and for which there is evidence of a recent actual pattern of short term profit taking. Derivatives are also categorised as held for trading unless they are designated and effective as hedging instruments. Financial assets held for trading consist of marketable securities, Government Bonds, and derivative receivables.

**PT BANK CIMB NIAGA Tbk
DAN ENTITAS ANAK/AND SUBSIDIARY**

**CATATAN ATAS LAPORAN KEUANGAN KONSOLIDASIAN
31 DESEMBER 2017, 2016, DAN 2015
SERTA TAHUN-TAHUN YANG BERAKHIR
31 DESEMBER 2017, 2016, DAN 2015**
(Dinyatakan dalam jutaan Rupiah, kecuali dinyatakan lain)

2. KEBIJAKAN AKUNTANSI (lanjutan)

**f. Aset dan liabilitas keuangan (PSAK 50 dan 55)
(lanjutan)**

(i) Aset keuangan (lanjutan)

**(A) Aset keuangan yang diukur pada nilai wajar
melalui laba rugi (lanjutan)**

Instrumen keuangan yang dikelompokkan ke dalam kategori ini diakui pada nilai wajarnya pada saat pengakuan awal; biaya transaksi (jika ada) diakui secara langsung sebagai laba/rugi. Keuntungan dan kerugian yang timbul dari perubahan nilai wajar dan penjualan instrumen keuangan diakui sebagai laba/rugi dan dicatat masing-masing sebagai "Keuntungan/(kerugian) dari perubahan nilai wajar instrumen keuangan" dan "Keuntungan/(kerugian) dari penjualan instrumen keuangan". Pendapatan bunga dari instrumen keuangan dalam kelompok diperdagangkan dicatat sebagai "Pendapatan bunga".

(B) Kredit yang diberikan dan piutang

Kredit yang diberikan dan piutang adalah aset keuangan nonderivatif dengan pembayaran tetap atau telah ditentukan dan tidak mempunyai kuotasi di pasar aktif, kecuali:

- a) yang dimaksudkan untuk dijual dalam waktu dekat, yang diklasifikasikan dalam kelompok diperdagangkan, serta yang pada saat pengakuan awal ditetapkan sebagai diukur pada nilai wajar melalui laba/rugi;
- b) yang pada saat pengakuan awal ditetapkan dalam kelompok tersedia untuk dijual; atau
- c) dalam hal mungkin tidak akan diperoleh kembali investasi awal secara substansial kecuali yang disebabkan oleh penurunan kualitas kredit yang diberikan dan piutang.

Lihat Catatan 2o untuk kebijakan akuntansi mengenai kredit yang diberikan.

**NOTES TO THE CONSOLIDATED FINANCIAL STATEMENTS
31 DECEMBER 2017, 2016, AND 2015
AND FOR THE YEARS ENDED
31 DECEMBER 2017, 2016, AND 2015**
(Expressed in millions of Rupiah, unless otherwise stated)

2. ACCOUNTING POLICIES (continued)

**f. Financial assets and liabilities (SFAS 50 and 55)
(continued)**

(i) Financial assets (continued)

**(A) Financial assets at fair value through profit or
loss (continued)**

Financial instruments included in this category are recognised initially at fair value; transaction costs (if any) are recognised directly as profit/loss. Gains and losses arising from changes in fair value and sales of these financial instruments are recognised directly as profit/loss and are reported respectively as "Gains/(losses) from changes in fair value of financial instruments" and "Gains/(losses) from sale of financial instruments". Interest income on financial instruments held for trading are included in "Interest income".

(B) Loans and receivables

Loans and receivables are non-derivative financial assets with fixed or determinable payments that are not quoted in an active market, other than:

- a) those that intends to be sold immediately or in the short term, which are classified as held for trading, and those that the entity upon initial recognition designates as at fair value through profit/loss;
- b) those that upon initial recognition designates as available-for-sale; or
- c) those for which the holder may not recover substantially all of its initial investment, other than because of loans and receivables deterioration.

Refer to Note 2o for the accounting policy regarding loan.

**PT BANK CIMB NIAGA Tbk
DAN ENTITAS ANAK/AND SUBSIDIARY**

**CATATAN ATAS LAPORAN KEUANGAN KONSOLIDASIAN
31 DESEMBER 2017, 2016, DAN 2015
SERTA TAHUN-TAHUN YANG BERAKHIR
31 DESEMBER 2017, 2016, DAN 2015**
(Dinyatakan dalam jutaan Rupiah, kecuali dinyatakan lain)

2. KEBIJAKAN AKUNTANSI (lanjutan)

**f. Aset dan liabilitas keuangan (PSAK 50 dan 55)
(lanjutan)**

(i) Aset keuangan (lanjutan)

(B) Kredit yang diberikan dan piutang (lanjutan)

Pada saat pengakuan awal, kredit yang diberikan dan piutang diakui pada nilai wajarnya ditambah biaya transaksi (jika ada) dan selanjutnya diukur pada biaya perolehan diamortisasi dengan menggunakan metode suku bunga efektif dikurangi cadangan kerugian penurunan nilai. Pendapatan dari aset keuangan dalam kelompok kredit yang diberikan dan piutang dicatat sebagai laba/rugi dan dilaporkan sebagai "Pendapatan bunga".

Dalam hal terjadi penurunan nilai, kerugian penurunan nilai dilaporkan sebagai pengurang dari nilai tercatat dari aset keuangan dalam kelompok kredit yang diberikan dan piutang, dan diakui pada laba/rugi sebagai "Pembentukan cadangan kerugian penurunan nilai atas aset keuangan".

(C) Aset keuangan dimiliki hingga jatuh tempo

Aset keuangan dalam kelompok dimiliki hingga jatuh tempo adalah aset keuangan nonderivatif dengan pembayaran tetap atau telah ditentukan dan jatuh temponya telah ditetapkan, serta Bank CIMB Niaga mempunyai intensi positif dan kemampuan untuk memiliki aset keuangan tersebut hingga jatuh tempo, kecuali:

- a) investasi yang pada saat pengakuan awal ditetapkan sebagai aset keuangan yang diukur pada nilai wajar melalui laba/rugi;
- b) investasi yang ditetapkan oleh Bank CIMB Niaga dalam kelompok tersedia untuk dijual; dan
- c) investasi yang memiliki definisi kredit yang diberikan dan piutang.

**NOTES TO THE CONSOLIDATED FINANCIAL STATEMENTS
31 DECEMBER 2017, 2016, AND 2015
AND FOR THE YEARS ENDED
31 DECEMBER 2017, 2016, AND 2015**
(Expressed in millions of Rupiah, unless otherwise stated)

2. ACCOUNTING POLICIES (continued)

**f. Financial assets and liabilities (SFAS 50 and 55)
(continued)**

(i) Financial assets (continued)

(B) Loans and receivables (continued)

Loans and receivables are initially recognised at fair value plus transaction costs (if any) and subsequently measured at amortised cost using the effective interest rate method less allowance for impairment losses. Income on financial assets classified as loans and receivables is recorded as profit/loss and is reported as "Interest income".

In the case of impairment, the impairment loss is reported as a deduction from the carrying value of the financial assets classified as loan and receivables recognised as profit/loss and is reported as "Allowance for impairment losses on financial assets".

(C) Held-to-maturity financial assets

Held-to-maturity financial assets are non-derivative financial assets with fixed or determinable payments and fixed maturities that Bank CIMB Niaga has the positive intention and ability to hold to maturity, other than:

- a) *those that Bank CIMB Niaga upon initial recognition designates as at fair value through profit/loss;*
- b) *those that Bank CIMB Niaga designates as available-for-sale; and*
- c) *those that meet the definition of loans and receivables.*

**PT BANK CIMB NIAGA Tbk
DAN ENTITAS ANAK/AND SUBSIDIARY**

**CATATAN ATAS LAPORAN KEUANGAN KONSOLIDASIAN
31 DESEMBER 2017, 2016, DAN 2015
SERTA TAHUN-TAHUN YANG BERAKHIR
31 DESEMBER 2017, 2016, DAN 2015**
(Dinyatakan dalam jutaan Rupiah, kecuali dinyatakan lain)

2. KEBIJAKAN AKUNTANSI (lanjutan)

**f. Aset dan liabilitas keuangan (PSAK 50 dan 55)
(lanjutan)**

(i) Aset keuangan (lanjutan)

(C) Aset keuangan dimiliki hingga jatuh tempo

Pada saat pengakuan awal, aset keuangan dimiliki hingga jatuh tempo diakui pada nilai wajarnya ditambah biaya transaksi (jika ada) dan selanjutnya diukur pada biaya perolehan diamortisasi dengan menggunakan suku bunga efektif dikurangi cadangan kerugian penurunan nilai.

Pendapatan bunga dari investasi dimiliki hingga jatuh tempo dicatat sebagai laba/rugi dan dilaporkan sebagai "Pendapatan bunga". Ketika penurunan nilai terjadi, kerugian penurunan nilai diakui sebagai pengurang dari nilai tercatat investasi dan diakui di dalam laporan keuangan konsolidasian sebagai "Pembentukan cadangan kerugian penurunan nilai atas aset keuangan".

(D) Aset keuangan tersedia untuk dijual

Aset keuangan dalam kelompok tersedia untuk dijual adalah aset keuangan nonderivatif yang ditetapkan untuk dimiliki untuk periode tertentu dimana akan dijual dalam rangka pemenuhan likuiditas atau perubahan suku bunga, valuta asing atau yang tidak diklasifikasikan sebagai kredit yang diberikan atau piutang, aset keuangan yang diklasifikasikan dalam kelompok dimiliki hingga jatuh tempo atau aset keuangan yang diukur pada nilai wajar melalui laba/rugi.

**NOTES TO THE CONSOLIDATED FINANCIAL STATEMENTS
31 DECEMBER 2017, 2016, AND 2015
AND FOR THE YEARS ENDED
31 DECEMBER 2017, 2016, AND 2015**
(Expressed in millions of Rupiah, unless otherwise stated)

2. ACCOUNTING POLICIES (continued)

**f. Financial assets and liabilities (SFAS 50 and 55)
(continued)**

(i) Financial assets (continued)

(C) Held-to-maturity financial assets

These are initially recognised at fair value including transaction costs (if any) and subsequently measured at amortised cost, using the effective interest method less allowance for impairment losses.

Interest income on held-to-maturity investments is recorded as profit/loss and reported as "Interest income". In the case of an impairment, the impairment loss is reported as a deduction from the carrying value of the investment and recognised in the consolidated financial statement as "Allowance for impairment losses on financial assets".

(D) Available-for-sale financial assets

Available-for-sale financial assets are non-derivative financial assets that are intended to be held for indefinite period of time, which may be sold in response to needs for liquidity or changes in interest rates, exchange rates or that are not classified as loans and receivables, held-to-maturity financial assets or financial assets at fair value through profit/loss.

**PT BANK CIMB NIAGA Tbk
DAN ENTITAS ANAK/AND SUBSIDIARY**

**CATATAN ATAS LAPORAN KEUANGAN KONSOLIDASIAN
31 DESEMBER 2017, 2016, DAN 2015
SERTA TAHUN-TAHUN YANG BERAKHIR
31 DESEMBER 2017, 2016, DAN 2015**
(Dinyatakan dalam jutaan Rupiah, kecuali dinyatakan lain)

**NOTES TO THE CONSOLIDATED FINANCIAL STATEMENTS
31 DECEMBER 2017, 2016, AND 2015
AND FOR THE YEARS ENDED
31 DECEMBER 2017, 2016, AND 2015**
(Expressed in millions of Rupiah, unless otherwise stated)

2. KEBIJAKAN AKUNTANSI (lanjutan)

2. ACCOUNTING POLICIES (continued)

**f. Aset dan liabilitas keuangan (PSAK 50 dan 55)
(lanjutan)**

**f. Financial assets and liabilities (SFAS 50 and 55)
(continued)**

(i) Aset keuangan (lanjutan)

(i) Financial assets (continued)

(D) Aset keuangan tersedia untuk dijual

(D) Available-for-sale financial assets

Pada saat pengakuan awalnya, aset keuangan tersedia untuk dijual diakui pada nilai wajarnya ditambah biaya transaksi (jika ada) dan selanjutnya diukur pada nilai wajarnya dimana keuntungan atau kerugian diakui sebagai pendapatan komprehensif lainnya, kecuali untuk kerugian penurunan nilai dan laba rugi selisih kurs, hingga aset keuangan dihentikan pengakuannya. Jika aset keuangan tersedia untuk dijual mengalami penurunan nilai, akumulasi laba atau rugi yang sebelumnya diakui di pendapatan komprehensif lainnya, diakui sebagai laba/rugi. Pendapatan bunga dihitung menggunakan metode suku bunga efektif dan keuntungan atau kerugian yang timbul akibat perubahan nilai tukar dari aset moneter yang diklasifikasikan sebagai kelompok tersedia untuk dijual diakui sebagai laba/rugi.

Available-for-sale financial assets are initially recognised at fair value, plus transaction costs (if any), and measured subsequently at fair value with gains or losses being recognised as other comprehensive income, except for impairment losses and foreign exchange gains and losses, until the financial assets is derecognised. If an available-for-sale financial asset is determined to be impaired, the cumulative gain or loss previously recognised in other comprehensive income is recognised in the profit/loss. Interest income is calculated using the effective interest method and foreign currency gains or losses on monetary assets classified as available-for-sale are recognised as profit/loss.

Pengakuan

Recognition

Bank CIMB Niaga menggunakan akuntansi tanggal transaksi untuk mencatat transaksi aset keuangan yang lazim. Aset keuangan yang dialihkan kepada pihak ketiga tetapi tidak memenuhi syarat penghentian pengakuan (jika ada) disajikan di dalam laporan posisi keuangan konsolidasian sebagai "Aset yang dijaminan", jika pihak penerima memiliki hak untuk menjual atau mentransfer kembali.

Bank CIMB Niaga uses trade date accounting for regular way contracts when recording financial asset transactions. Financial assets that are transferred to a third party but not qualify for derecognition (if any) are presented in the consolidated statement of financial position as "Pledged assets", if the transferee has the right to sell or repledge them.

(ii) Liabilitas keuangan

(ii) Financial liabilities

Bank CIMB Niaga dan Entitas Anak mengklasifikasikan liabilitas keuangan dalam kategori (A) liabilitas keuangan yang diukur pada nilai wajar melalui laba rugi dan (B) liabilitas keuangan yang diukur dengan biaya perolehan diamortisasi.

Bank CIMB Niaga and Subsidiary classified its financial liabilities in the category of (A) financial liabilities at fair value through profit or loss and (B) financial liabilities measured at amortised cost.

**PT BANK CIMB NIAGA Tbk
DAN ENTITAS ANAK/AND SUBSIDIARY**

**CATATAN ATAS LAPORAN KEUANGAN KONSOLIDASIAN
31 DESEMBER 2017, 2016, DAN 2015
SERTA TAHUN-TAHUN YANG BERAKHIR
31 DESEMBER 2017, 2016, DAN 2015**
(Dinyatakan dalam jutaan Rupiah, kecuali dinyatakan lain)

2. KEBIJAKAN AKUNTANSI (lanjutan)

**f. Aset dan liabilitas keuangan (PSAK 50 dan 55)
(lanjutan)**

(ii) Liabilitas keuangan (lanjutan)

(A) Liabilitas keuangan yang diukur pada nilai wajar melalui laba/rugi

Kategori ini terdiri dari dua subkategori: liabilitas keuangan diklasifikasikan sebagai diperdagangkan dan liabilitas keuangan yang pada saat pengakuan awal telah ditetapkan oleh Bank CIMB Niaga untuk diukur pada nilai wajar melalui laba/rugi.

Pada saat pengakuan awal dan selanjutnya dicatat pada nilai wajar.

Liabilitas keuangan diklasifikasikan sebagai diperdagangkan jika diperoleh terutama untuk tujuan dijual atau dibeli kembali dalam waktu dekat, atau jika merupakan bagian dari portofolio instrumen keuangan tertentu yang dikelola bersama dan terdapat bukti mengenai pola ambil untung dalam jangka pendek yang terkini. Derivatif diklasifikasikan sebagai instrumen diperdagangkan kecuali ditetapkan dan efektif sebagai instrumen lindung nilai.

Keuntungan dan kerugian yang timbul dari perubahan nilai wajar liabilitas keuangan yang diklasifikasikan sebagai diperdagangkan dicatat pada laba/rugi dan dilaporkan sebagai "Keuntungan/(kerugian) dari perubahan nilai wajar instrumen keuangan". Beban bunga dari liabilitas keuangan yang diklasifikasikan sebagai diperdagangkan dicatat di dalam "Beban bunga".

Jika Bank CIMB Niaga pada pengakuan awal telah menetapkan instrumen hutang tertentu sebagai nilai wajar melalui laba/rugi, maka selanjutnya, penetapan ini tidak dapat diubah. Berdasarkan PSAK 55 (Revisi 2014), penggunaan nilai wajar diterapkan pada instrumen hutang yang terdiri dari kontrak utama dan derivatif melekat, jika tidak dapat dipisahkan.

**NOTES TO THE CONSOLIDATED FINANCIAL STATEMENTS
31 DECEMBER 2017, 2016, AND 2015
AND FOR THE YEARS ENDED
31 DECEMBER 2017, 2016, AND 2015**
(Expressed in millions of Rupiah, unless otherwise stated)

2. ACCOUNTING POLICIES (continued)

**f. Financial assets and liabilities (SFAS 50 and 55)
(continued)**

(ii) Financial liabilities (continued)

(A) Financial liabilities at fair value through profit/loss

This category comprises two sub-categories: financial liabilities classified as held for trading and financial liabilities designated by Bank CIMB Niaga as at fair value through profit/loss upon initial recognition.

At the initial and subsequent recognition, is recorded at its fair value.

A financial liability is classified as held for trading if it is acquired or incurred principally for the purpose of selling or repurchasing it in the near term, or if it is part of a portfolio of identified financial instruments that are managed together and there is evidence of a recent actual pattern of short term profit taking. Derivatives are also categorised as held for trading instrument unless they are designated and effective as hedging instruments.

Gains and losses arising from changes in fair value of financial liabilities classified as held for trading are recorded as profit/loss and are reported as "Gains/(losses) from changes in fair value of financial instruments". Interest expenses on financial liabilities held for trading are included in "Interest expenses".

If Bank CIMB Niaga designated certain debt securities upon initial recognition as fair value through profit/loss, then this designation cannot be changed subsequently. According to SFAS 55 (Revised 2014), the use of fair value is applied on the debt instrument which consists of host contract and embedded derivatives, if can not be separated.

**PT BANK CIMB NIAGA Tbk
DAN ENTITAS ANAK/AND SUBSIDIARY**

**CATATAN ATAS LAPORAN KEUANGAN KONSOLIDASIAN
31 DESEMBER 2017, 2016, DAN 2015
SERTA TAHUN-TAHUN YANG BERAKHIR
31 DESEMBER 2017, 2016, DAN 2015**
(Dinyatakan dalam jutaan Rupiah, kecuali dinyatakan lain)

2. KEBIJAKAN AKUNTANSI (lanjutan)

**f. Aset dan liabilitas keuangan (PSAK 50 dan 55)
(lanjutan)**

(ii) Liabilitas keuangan (lanjutan)

(A) Liabilitas keuangan yang diukur pada nilai wajar melalui laba/rugi (lanjutan)

Perubahan nilai wajar terkait dengan liabilitas keuangan yang ditetapkan untuk diukur pada nilai wajar melalui laba/rugi diakui di dalam "Keuntungan/(kerugian) dari perubahan nilai wajar instrumen keuangan".

(B) Liabilitas keuangan yang diukur dengan biaya perolehan diamortisasi

Liabilitas keuangan yang tidak diklasifikasikan sebagai liabilitas keuangan yang diukur pada nilai wajar melalui laba/rugi dikategorikan dan diukur dengan biaya perolehan diamortisasi.

Pada saat pengakuan awal, liabilitas keuangan yang diukur dengan biaya perolehan diamortisasi, diukur pada nilai wajar dikurangi biaya transaksi (jika ada).

Setelah pengakuan awal, Bank CIMB Niaga dan Entitas Anak mengukur seluruh liabilitas keuangan yang diukur dengan biaya perolehan diamortisasi dengan menggunakan metode suku bunga efektif.

(iii) Penentuan nilai wajar

Nilai wajar adalah harga yang akan diterima untuk menjual suatu aset atau harga yang akan dibayar untuk mengalihkan suatu liabilitas dalam transaksi teratur (*orderly transaction*) antara pelaku pasar (*market participants*) pada tanggal pengukuran di pasar utama atau, jika tidak terdapat pasar utama, di pasar yang paling menguntungkan dimana Bank memiliki akses pada tanggal tersebut. Nilai wajar liabilitas mencerminkan risiko wanprestasinya.

**NOTES TO THE CONSOLIDATED FINANCIAL STATEMENTS
31 DECEMBER 2017, 2016, AND 2015
AND FOR THE YEARS ENDED
31 DECEMBER 2017, 2016, AND 2015**
(Expressed in millions of Rupiah, unless otherwise stated)

2. ACCOUNTING POLICIES (continued)

**f. Financial assets and liabilities (SFAS 50 and 55)
(continued)**

(ii) Financial liabilities (continued)

(A) Financial liabilities at fair value through profit/loss (continued)

Fair value changes relating to financial liabilities designated at fair value through profit/loss are recognised in "Gains/(losses) from changes in fair value of financial instruments".

(B) Financial liabilities at amortised cost

Financial liabilities that are not classified as fair value through profit/loss fall into this category and are measured at amortised cost.

Financial liabilities at amortised cost are initially measured at fair value less transaction costs (if any).

After initial recognition, Bank CIMB Niaga and Subsidiary measures all financial liabilities at amortised cost using effective interest rates method.

(iii) Determination of fair value

Fair value is the price that would be received to sell an asset or paid to transfer a liability in an orderly transaction between market participants at the measurement date in the principal market or, in its absence, the most advantageous market to which the Bank has access at that date. The fair value of a liability reflects its non-performance risk.

**PT BANK CIMB NIAGA Tbk
DAN ENTITAS ANAK/AND SUBSIDIARY**

**CATATAN ATAS LAPORAN KEUANGAN KONSOLIDASIAN
31 DESEMBER 2017, 2016, DAN 2015
SERTA TAHUN-TAHUN YANG BERAKHIR
31 DESEMBER 2017, 2016, DAN 2015**
(Dinyatakan dalam jutaan Rupiah, kecuali dinyatakan lain)

2. KEBIJAKAN AKUNTANSI (lanjutan)

**f. Aset dan liabilitas keuangan (PSAK 50 dan 55)
(lanjutan)**

(iii) Penentuan nilai wajar (lanjutan)

Jika tersedia, Bank mengukur nilai wajar instrumen keuangan dengan menggunakan harga kuotasian di pasar aktif untuk instrumen tersebut.

Instrumen keuangan dianggap memiliki kuotasi di pasar aktif, jika harga kuotasi tersedia sewaktu-waktu dan dapat diperoleh secara rutin dari bursa, pedagang efek (*dealer*), perantara efek (*broker*), kelompok industri, badan pengawas (*pricing service* atau *regulatory agency*), dan harga tersebut mencerminkan transaksi pasar yang aktual dan rutin dalam suatu transaksi yang wajar. Jika kriteria di atas tidak terpenuhi, maka pasar aktif dinyatakan tidak tersedia. Indikasi-indikasi dari pasar tidak aktif adalah terdapat selisih yang besar antara harga penawaran dan permintaan atau kenaikan signifikan dalam selisih harga penawaran dan permintaan dan hanya terdapat beberapa transaksi terkini.

Nilai wajar untuk instrumen keuangan yang diperdagangkan di pasar aktif ditentukan berdasarkan nilai pasar yang berlaku pada tanggal laporan posisi keuangan. Termasuk di dalamnya adalah nilai pasar dari *IDMA* (*Interdealer Market Association*) atau harga yang diberikan oleh broker (*quoted price*) dari *Bloomberg* dan *Reuters* pada tanggal laporan posisi keuangan.

Nilai wajar untuk semua instrumen keuangan lainnya ditentukan dengan menggunakan teknik penilaian. Dengan teknik ini, nilai wajar merupakan suatu estimasi yang dihasilkan dari data yang dapat diobservasi dari instrumen keuangan yang sama, menggunakan model-model untuk mendapatkan estimasi nilai kini dari arus kas masa depan yang diharapkan atau teknik penilaian lainnya menggunakan input yang tersedia pada tanggal laporan posisi keuangan konsolidasian.

**NOTES TO THE CONSOLIDATED FINANCIAL STATEMENTS
31 DECEMBER 2017, 2016, AND 2015
AND FOR THE YEARS ENDED
31 DECEMBER 2017, 2016, AND 2015**
(Expressed in millions of Rupiah, unless otherwise stated)

2. ACCOUNTING POLICIES (continued)

**f. Financial assets and liabilities (SFAS 50 and 55)
(continued)**

(iii) Determination of fair value (continued)

When available, the Bank measures the fair value of a financial instrument using the quoted price in an active market for that instrument.

A financial instrument is considered has quoted in an active market, if quoted prices are readily and regularly available from an exchange, dealer, broker, industry group, pricing service or regulatory agency, and those prices represent actual and regularly occurring market transactions on an arm's length basis. If the above criteria are not met, the market is regarded as being inactive. Indications that a market is inactive are when there is a wide bid-offer spread or significant increase in the bid-offer spread or there are few recent transactions.

The fair value of financial instruments traded in active markets is determined based on quoted market prices at the statement of financial position date. This includes IDMA's (Interdealer Market Association) quoted market prices or broker's quoted price from Bloomberg and Reuters on the statement of financial position date.

For all other financial instruments, fair value is determined using valuation techniques. In these techniques, fair values are estimated from observable data in respect of similar financial instruments, using models to estimate the present value of expected future cash flows or other valuation techniques, using inputs existing at the dates of the consolidated statement of financial position.

**PT BANK CIMB NIAGA Tbk
DAN ENTITAS ANAK/AND SUBSIDIARY**

**CATATAN ATAS LAPORAN KEUANGAN KONSOLIDASIAN
31 DESEMBER 2017, 2016, DAN 2015
SERTA TAHUN-TAHUN YANG BERAKHIR
31 DESEMBER 2017, 2016, DAN 2015**
(Dinyatakan dalam jutaan Rupiah, kecuali dinyatakan lain)

2. KEBIJAKAN AKUNTANSI (lanjutan)

**f. Aset dan liabilitas keuangan (PSAK 50 dan 55)
(lanjutan)**

(iii) Penentuan nilai wajar (lanjutan)

Bank menggunakan beberapa teknik penilaian yang digunakan secara umum untuk menentukan nilai wajar dari instrumen keuangan dengan tingkat kompleksitas yang rendah, seperti opsi mata uang, *swap* suku bunga dan *swap* mata uang. Input yang digunakan dalam teknik penilaian untuk instrumen keuangan di atas adalah data pasar yang dapat diobservasi.

Untuk instrumen yang lebih kompleks, Bank CIMB Niaga menggunakan model penilaian internal, yang pada umumnya berdasarkan teknik dan metode penilaian yang umumnya diakui sebagai standar industri. Model penilaian terutama digunakan untuk menilai kontrak derivatif yang ditransaksikan melalui pasar *over the counter* (OTC) dan instrumen hutang lainnya yang pasarnya tidak aktif. Input dari model ini tidak berasal dari data yang dapat diobservasi di pasar.

Untuk instrumen keuangan yang tidak mempunyai harga pasar, estimasi atas nilai wajar ditetapkan dengan mengacu pada nilai wajar instrumen lain yang secara substansi memiliki karakteristik yang sama atau dihitung berdasarkan ekspektasi arus kas yang didiskonto dengan tingkat suku bunga pasar yang relevan.

Nilai wajar atas *over the counter* (OTC) instrumen ditentukan menggunakan teknik penilaian yang diterima secara umum di dalam pasar keuangan, seperti *present value* dan *option pricing models*. Nilai wajar dari *forward* mata uang asing ditentukan dengan nilai tukar *forward* saat ini. *Structured interest rate derivatives* ditentukan menggunakan *option pricing models* (sebagai contoh, the *Black-Scholes model*).

**NOTES TO THE CONSOLIDATED FINANCIAL STATEMENTS
31 DECEMBER 2017, 2016, AND 2015
AND FOR THE YEARS ENDED
31 DECEMBER 2017, 2016, AND 2015**
(Expressed in millions of Rupiah, unless otherwise stated)

2. ACCOUNTING POLICIES (continued)

**f. Financial assets and liabilities (SFAS 50 and 55)
(continued)**

(iii) Determination of fair value (continued)

Bank uses widely recognised valuation models for determining fair values of non-standardised financial instruments of lower complexity, such as currency options, interest rate swaps, and currency swaps. For these financial instruments, inputs into models are observable market data.

For more complex instruments, Bank CIMB Niaga uses internally developed models, which are usually based on valuation methods and techniques generally recognised as standard within the industry. Valuation models are used primarily to value derivatives contract transacted in the over the counter (OTC) market and other debt instruments for which markets were or have become illiquid. The inputs to these models may not be observable market data.

For financial instruments with no quoted market price, a reasonable estimate of the fair value is determined by reference to the current market value of another instrument which substantially have the same characteristic or calculated based on expected cash flows discounted by relevant market rates.

The fair value of over the counter (OTC) instrument is determined using valuation methods that are commonly accepted in the financial markets, such as present value and option pricing models. The fair value of foreign exchange forwards is generally based on current forward exchange rates. Structured interest rate derivatives are measured using appropriate option pricing models (for example, the Black-Scholes model).

**PT BANK CIMB NIAGA Tbk
DAN ENTITAS ANAK/AND SUBSIDIARY**

**CATATAN ATAS LAPORAN KEUANGAN KONSOLIDASIAN
31 DESEMBER 2017, 2016, DAN 2015
SERTA TAHUN-TAHUN YANG BERAKHIR
31 DESEMBER 2017, 2016, DAN 2015**
(Dinyatakan dalam jutaan Rupiah, kecuali dinyatakan lain)

2. KEBIJAKAN AKUNTANSI (lanjutan)

**f. Aset dan liabilitas keuangan (PSAK 50 dan 55)
(lanjutan)**

(iii) Penentuan nilai wajar (lanjutan)

Pada saat nilai wajar dari *unlisted equity instruments* tidak dapat ditentukan dengan handal, instrumen tersebut dinilai sebesar biaya perolehan dikurangi penurunan nilai. Nilai wajar atas kredit yang diberikan dan piutang, serta liabilitas kepada bank dan nasabah ditentukan menggunakan nilai kini berdasarkan arus kas kontraktual dengan mempertimbangkan kualitas kredit, likuiditas, dan biaya.

Bukti terbaik dari nilai wajar pada saat pengakuan awal adalah harga transaksinya (yaitu nilai wajar pembayaran yang diserahkan atau diterima), kecuali nilai wajar dari instrumen tersebut dapat dibuktikan dengan perbandingan transaksi untuk instrumen yang sama di pasar terkini yang dapat diobservasi (yaitu yang tanpa modifikasi atau *re-packaging*) atau berdasarkan teknik penilaian dimana variabelnya hanya data dari pasar yang dapat diobservasi.

Untuk instrumen keuangan yang diukur menggunakan nilai wajar, Bank menggunakan hirarki nilai wajar yang mencerminkan signifikansi input yang digunakan dalam melakukan pengukuran (tingkat 1, 2, dan 3) seperti dijelaskan pada Catatan 52e.

(iv) Penghentian pengakuan

Penghentian pengakuan aset keuangan dilakukan ketika hak kontraktual atas arus kas yang berasal dari aset keuangan tersebut berakhir, atau ketika aset keuangan tersebut telah ditransfer dan secara substansial seluruh risiko dan manfaat atas kepemilikan aset tersebut telah ditransfer (jika, secara substansial seluruh risiko dan manfaat tidak ditransfer, maka Bank CIMB Niaga melakukan evaluasi untuk memastikan keterlibatan berkelanjutan atas kendali yang masih dimiliki tidak mencegah penghentian pengakuan). Liabilitas keuangan dihentikan pengakuannya ketika liabilitas telah dilepaskan atau dibatalkan atau kadaluwarsa.

**NOTES TO THE CONSOLIDATED FINANCIAL STATEMENTS
31 DECEMBER 2017, 2016, AND 2015
AND FOR THE YEARS ENDED
31 DECEMBER 2017, 2016, AND 2015**
(Expressed in millions of Rupiah, unless otherwise stated)

2. ACCOUNTING POLICIES (continued)

**f. Financial assets and liabilities (SFAS 50 and 55)
(continued)**

(iii) Determination of fair value (continued)

In cases when the fair value of unlisted equity instruments cannot be determined reliably, the instruments are carried at cost less impairment. The fair value for loans and receivables as well as liabilities to banks and customers are determined using a present value model on the basis of contractually agreed cash flows, taking into account credit quality, liquidity, and costs.

The best evidence of fair value at initial recognition is the transaction price (that is, the fair value of the consideration given or received), unless the fair value of that instrument is evidenced by comparison with other observable current market transactions in the same instrument (that is, without modification or re-packaging) or based on a valuation technique whose variables include only data from observable markets.

For financial instruments that measured at fair value, the Bank use the fair value hierarchy which reflect the significance of input used in the measurement (level 1, 2, and 3) as explained in Notes 52e.

(iv) Derecognition

Financial assets are derecognised when the contractual rights to receive the cash flows from these financial assets have ceased to exist or the financial assets have been transferred and substantially all the risks and rewards of ownership of the assets are also transferred (that is, if substantially all the risks and rewards have not been transferred, then Bank CIMB Niaga tests control to ensure that continuing involvement on the basis of any retained powers of control does not prevent derecognition). Financial liabilities are derecognised when they have been redeemed, or cancelled, or otherwise extinguished.

**PT BANK CIMB NIAGA Tbk
DAN ENTITAS ANAK/AND SUBSIDIARY**

**CATATAN ATAS LAPORAN KEUANGAN KONSOLIDASIAN
31 DESEMBER 2017, 2016, DAN 2015
SERTA TAHUN-TAHUN YANG BERAKHIR
31 DESEMBER 2017, 2016, DAN 2015**
(Dinyatakan dalam jutaan Rupiah, kecuali dinyatakan lain)

**NOTES TO THE CONSOLIDATED FINANCIAL STATEMENTS
31 DECEMBER 2017, 2016, AND 2015
AND FOR THE YEARS ENDED
31 DECEMBER 2017, 2016, AND 2015**
(Expressed in millions of Rupiah, unless otherwise stated)

2. KEBIJAKAN AKUNTANSI (lanjutan)

2. ACCOUNTING POLICIES (continued)

g. Klasifikasi dan reklasifikasi instrumen keuangan (PSAK 55)

g. Classification and reclassification of financial instruments (SFAS 55)

Klasifikasi aset dan liabilitas keuangan

Classification of financial assets and liabilities

Bank CIMB Niaga dan Entitas Anak mengklasifikasikan instrumen keuangan ke dalam klasifikasi tertentu yang mencerminkan sifat dari informasi dan mempertimbangkan karakteristik dari instrumen keuangan tersebut. Klasifikasi ini dapat dilihat pada tabel berikut:

Bank CIMB Niaga and Entitas Anak classifies the financial instruments into classes that reflects the nature of information and take into account the characteristic of those financial instruments. The classification can be seen in the table below:

Kategori yang didefinisikan oleh PSAK 55 (Revisi 2014)/ Category as defined by SFAS 55 (Revised 2014)	Golongan (ditentukan oleh Bank CIMB Niaga dan Entitas Anak)/ Class (as determined by Bank CIMB Niaga and Subsidiary)	Sub golongan/Sub-classes
Aset keuangan/ Financial assets	Aset keuangan yang diukur pada nilai wajar melalui laba/rugi/ <i>Financial assets at fair value through profit/loss</i>	Efek-efek/ <i>Marketable securities</i>
		Obligasi Pemerintah/ <i>Government Bonds</i>
		Tagihan derivatif - Tidak terkait lindung nilai/ <i>Derivative receivables - Non-hedging related</i>
	Kredit yang diberikan dan piutang/ <i>Loans and receivables</i>	Giro pada Bank Indonesia/ <i>Current accounts with Bank Indonesia</i>
		Giro pada bank lain/ <i>Current accounts with other banks</i>
		Penempatan pada bank lain dan Bank Indonesia/ <i>Placements with other banks and Bank Indonesia</i>
		Kredit yang diberikan/ <i>Loans</i>
		Efek-efek yang dibeli dengan janji dijual kembali/ <i>Securities purchased under resale agreements</i>
		Piutang pembiayaan konsumen/ <i>Consumer financing receivables</i>
		Piutang sewa pembiayaan/ <i>Financial lease receivables</i>
		Tagihan akseptasi/ <i>Acceptance receivables</i>
		Pendapatan yang masih harus diterima/ <i>Accrued income</i>
	Aset lain-lain/ <i>Other assets</i>	
	Aset keuangan dimiliki hingga jatuh tempo/ <i>Held-to-maturity financial assets</i>	Efek-efek/ <i>Marketable securities</i>
		Obligasi Pemerintah/ <i>Government Bonds</i>
	Aset keuangan tersedia untuk dijual/ <i>Available-for-sale financial assets</i>	Efek-efek/ <i>Marketable securities</i>
		Obligasi Pemerintah/ <i>Government Bonds</i>
		Penyertaan/ <i>Investments</i>
	Derivatif lindung nilai/ <i>Hedging derivatives</i>	Lindung nilai atas nilai wajar/ <i>Hedging instruments in fair value hedges</i>
Lindung nilai atas arus kas/ <i>Hedging instruments in cash flow hedges</i>		Tagihan derivatif - Terkait lindung nilai atas arus kas/ <i>Derivative receivables - Hedging instruments in cash flow hedges related</i>

**PT BANK CIMB NIAGA Tbk
DAN ENTITAS ANAK/AND SUBSIDIARY**

**CATATAN ATAS LAPORAN KEUANGAN KONSOLIDASIAN
31 DESEMBER 2017, 2016, DAN 2015
SERTA TAHUN-TAHUN YANG BERAKHIR
31 DESEMBER 2017, 2016, DAN 2015**
(Dinyatakan dalam jutaan Rupiah, kecuali dinyatakan lain)

**NOTES TO THE CONSOLIDATED FINANCIAL STATEMENTS
31 DECEMBER 2017, 2016, AND 2015
AND FOR THE YEARS ENDED
31 DECEMBER 2017, 2016, AND 2015**
(Expressed in millions of Rupiah, unless otherwise stated)

2. KEBIJAKAN AKUNTANSI (lanjutan)

2. ACCOUNTING POLICIES (continued)

**g. Klasifikasi dan reklasifikasi instrumen keuangan
(PSAK 55) (lanjutan)**

**g. Classification and reclassification of financial
instruments (SFAS 55) (continued)**

Klasifikasi aset dan liabilitas keuangan (lanjutan)

**Classification of financial assets and liabilities
(continued)**

Kategori yang didefinisikan oleh PSAK 55 (Revisi 2014)/ Category as defined by SFAS 55 (Revised 2014)	Golongan (ditentukan oleh Bank CIMB Niaga dan Entitas Anak)/ Class (as determined by Bank CIMB Niaga and Subsidiary)	Sub golongan/Sub-classes	
Liabilitas keuangan/ Financial liabilities	Liabilitas keuangan yang diukur pada nilai wajar melalui laba/rugi/ <i>Financial liabilities at fair value through profit/loss</i>	Liabilitas keuangan dalam kelompok diperdagangkan (Liabilitas derivatif - bukan lindung nilai)/ <i>Financial liabilities held for trading (Derivative payables – non-hedging)</i>	
		Pinjaman subordinasi – Porsi perubahan nilai wajar dari liabilitas yang dilindungi nilai yang diatribusikan risiko yang dilindungi nilai/ <i>Subordinated loan – Portion of changes in fair value of the hedged liability that are attributable to the hedge risk</i>	
	Liabilitas keuangan yang diukur dengan biaya perolehan diamortisasi/ <i>Financial liabilities at amortised cost</i>		Liabilitas segera/ <i>Obligations due immediately</i>
			Simpanan dari nasabah/ <i>Deposits from customers</i>
			Simpanan dari bank lain/ <i>Deposits from other banks</i>
			Efek-efek yang dijual dengan janji dibeli kembali/ <i>Securities sold under repurchase agreement</i>
			Liabilitas akseptasi/ <i>Acceptance payables</i>
			Efek-efek yang diterbitkan/ <i>Marketable securities issued</i>
			Pinjaman yang diterima/ <i>Borrowings</i>
			Beban yang masih harus dibayar dan liabilitas lain-lain/ <i>Accrued expenses and other liabilities</i>
	Pinjaman subordinasi/ <i>Subordinated loans</i>		
Derivatif lindung nilai/ <i>Hedging derivatives</i>	Lindung nilai atas nilai wajar/ <i>Hedging instruments in fair value hedges</i>	Liabilitas derivatif - Terkait lindung nilai atas nilai wajar/ <i>Derivative payables - Hedging instruments in fair value hedges related</i>	
	Lindung nilai atas arus kas/ <i>Hedging instruments in cash flow hedges</i>	Liabilitas derivatif - Terkait lindung nilai atas arus kas/ <i>Derivative payables - Hedging instruments in cash flow hedges related</i>	
Komitmen dan kontijensi instrumen keuangan/ <i>Commitment and contingency financial instruments</i>	Fasilitas kredit yang diberikan yang belum digunakan/ <i>Unused loan facilities granted</i>		
		<i>Irrevocable letters of credit</i> yang masih berjalan/ <i>Outstanding irrevocable letters of credit</i>	

Reklasifikasi aset keuangan

Aset keuangan yang tidak lagi dimiliki untuk tujuan penjualan atau pembelian kembali aset keuangan dalam waktu dekat (jika aset keuangan tidak disyaratkan untuk diklasifikasikan sebagai diperdagangkan pada saat pengakuan awal) dapat direklasifikasi ke pinjaman yang diberikan dan piutang jika memenuhi definisi pinjaman yang diberikan dan piutang serta entitas memiliki intensi dan kemampuan memiliki aset keuangan untuk masa mendatang yang dapat diperkirakan atau hingga jatuh tempo.

Reclassification of financial assets

Financial assets that are no longer held for the purpose of selling or repurchasing in the near term (and have not been required to be classified as held for trading at initial recognition) could be reclassified as loans and receivables if they meet the definition of loans and receivables and the entity has the intention and ability to hold the financial assets for foreseeable future or until maturity date.

**PT BANK CIMB NIAGA Tbk
DAN ENTITAS ANAK/AND SUBSIDIARY**

**CATATAN ATAS LAPORAN KEUANGAN KONSOLIDASIAN
31 DESEMBER 2017, 2016, DAN 2015
SERTA TAHUN-TAHUN YANG BERAKHIR
31 DESEMBER 2017, 2016, DAN 2015**
(Dinyatakan dalam jutaan Rupiah, kecuali dinyatakan lain)

2. KEBIJAKAN AKUNTANSI (lanjutan)

g. Klasifikasi dan reklasifikasi instrumen keuangan (PSAK 55) (lanjutan)

Reklasifikasi aset keuangan (lanjutan)

Bank CIMB Niaga dan Entitas Anak tidak boleh mengklasifikasikan aset keuangan sebagai investasi dimiliki hingga jatuh tempo, jika dalam tahun berjalan atau dalam kurun waktu dua tahun sebelumnya, telah menjual atau mereklasifikasi investasi dimiliki hingga jatuh tempo dalam jumlah yang lebih dari jumlah yang tidak signifikan sebelum jatuh tempo (lebih dari jumlah yang tidak signifikan dibandingkan dengan jumlah nilai investasi dimiliki hingga jatuh tempo), kecuali penjualan atau reklasifikasi tersebut:

- (i) dilakukan ketika aset keuangan sudah mendekati jatuh tempo atau tanggal pembelian kembali dimana perubahan suku bunga tidak akan berpengaruh secara signifikan terhadap nilai wajar aset keuangan tersebut;
- (ii) terjadi setelah Bank CIMB Niaga dan Entitas Anak telah memperoleh secara substansial seluruh jumlah pokok aset keuangan tersebut sesuai jadwal pembayaran atau Bank CIMB Niaga dan Entitas Anak telah memperoleh pelunasan dipercepat; atau
- (iii) terkait dengan kejadian tertentu yang berada diluar kendali Bank CIMB Niaga dan Entitas Anak, tidak berulang, dan tidak dapat diantisipasi secara wajar oleh Bank CIMB Niaga dan Entitas Anak.

Reklasifikasi aset keuangan dari kelompok dimiliki hingga jatuh tempo ke kelompok tersedia untuk dijual dicatat sebesar nilai wajarnya. Keuntungan atau kerugian yang belum direalisasi tetap dilaporkan dalam komponen ekuitas sampai aset keuangan tersebut dihentikan pengakuannya, dan pada saat itu, keuntungan atau kerugian kumulatif yang sebelumnya diakui dalam ekuitas harus diakui sebagai laba/rugi.

Reklasifikasi aset keuangan dari kelompok tersedia untuk dijual ke kelompok dimiliki hingga jatuh tempo dicatat pada nilai tercatat. Akumulasi keuntungan atau kerugian yang belum direalisasi yang telah diakui pada pendapatan komprehensif lainnya harus diamortisasi ke laba rugi menggunakan suku bunga efektif sampai dengan tanggal jatuh tempo instrumen tersebut. Perbedaan antara biaya perolehan diamortisasi yang baru pada saat reklasifikasi dan jumlah nominal pada saat jatuh tempo juga diamortisasi selama sisa umur aset keuangan menggunakan suku bunga efektif serupa dengan amortisasi yang dilakukan terhadap premi atau diskonto.

**NOTES TO THE CONSOLIDATED FINANCIAL STATEMENTS
31 DECEMBER 2017, 2016, AND 2015
AND FOR THE YEARS ENDED
31 DECEMBER 2017, 2016, AND 2015**
(Expressed in millions of Rupiah, unless otherwise stated)

2. ACCOUNTING POLICIES (continued)

g. Classification and reclassification of financial instruments (SFAS 55) (continued)

Reclassification of financial assets (continued)

Bank CIMB Niaga and Subsidiary shall not classify any financial assets as held-to-maturity if the entity has, during the current financial year or during the two preceding financial years, sold or reclassified more than an insignificant amount of held-to-maturity investments before maturity (more than insignificant in relation to the total amount of held-to-maturity investments) other than sales or reclassifications that:

- (i) are so close to maturity or the financial asset's call date that changes in the market rate of interest would not have a significant effect on the financial asset's fair value;
- (ii) occur after Bank CIMB Niaga and Subsidiary has collected substantially all of the financial asset's original principal through scheduled payments or prepayments; or
- (iii) are attributable to an isolated event that is beyond the entity's control, is non-recurring and could not have been reasonably anticipated by Bank CIMB Niaga and Subsidiary.

Reclassification of financial assets from held-to-maturity classification to available-for-sale is recorded at fair value. The unrealised gains or losses are recorded in the equity section and shall be recognised directly in equity section until the financial assets is derecognised, at which time the cumulative gain or loss previously recognised in equity shall be recognised as profit/loss.

Reclassification of financial assets from available-for-sale to held-to-maturity classification is recorded at carrying amount. The cumulative of unrealised gains or losses that has been recognised in other comprehensive income is amortised to profit or loss using effective interest rate up to the maturity date of that instrument. Difference between the new amortised cost as at reclassification date and nominal amount as at maturity date is also amortised over the remaining life until maturity using the effective interest rate, similar to the amortisation of a premium and a discount.

**PT BANK CIMB NIAGA Tbk
DAN ENTITAS ANAK/AND SUBSIDIARY**

**CATATAN ATAS LAPORAN KEUANGAN KONSOLIDASIAN
31 DESEMBER 2017, 2016, DAN 2015
SERTA TAHUN-TAHUN YANG BERAKHIR
31 DESEMBER 2017, 2016, DAN 2015**
(Dinyatakan dalam jutaan Rupiah, kecuali dinyatakan lain)

2. KEBIJAKAN AKUNTANSI (lanjutan)

**g. Klasifikasi dan reklasifikasi instrumen keuangan
(PSAK 55) (lanjutan)**

Saling hapus instrumen keuangan

Aset keuangan dan liabilitas keuangan disalinghapuskan dan jumlah netonya dilaporkan pada laporan posisi keuangan konsolidasian ketika terdapat hak yang berkekuatan hukum untuk melakukan saling hapus atas jumlah yang telah diakui tersebut dan adanya niat untuk menyelesaikan secara neto, atau untuk merealisasikan aset dan menyelesaikan liabilitas secara bersamaan.

Hak saling hapus tidak kontingen atas peristiwa di masa depan dan dapat dipaksakan secara hukum dalam situasi bisnis yang normal dan dalam peristiwa gagal bayar, atau peristiwa kepailitan atau kebangkrutan Bank dan Entitas Anak atau pihak lawan.

h. Penurunan nilai dari aset keuangan (PSAK 55)

(A) Aset keuangan yang dicatat berdasarkan biaya perolehan diamortisasi

Pada setiap tanggal laporan posisi keuangan, Bank CIMB Niaga dan Entitas Anak mengevaluasi apakah terdapat bukti yang obyektif bahwa aset keuangan atau kelompok aset keuangan mengalami penurunan nilai. Aset keuangan atau kelompok aset keuangan diturunkan nilainya dan kerugian penurunan nilai telah terjadi, jika dan hanya jika, terdapat bukti yang obyektif mengenai penurunan nilai tersebut sebagai akibat dari satu atau lebih peristiwa yang terjadi setelah pengakuan awal aset tersebut (peristiwa yang merugikan), dan peristiwa yang merugikan tersebut berdampak pada estimasi arus kas masa depan atas aset keuangan atau kelompok aset keuangan yang dapat diestimasi secara handal.

**NOTES TO THE CONSOLIDATED FINANCIAL STATEMENTS
31 DECEMBER 2017, 2016, AND 2015
AND FOR THE YEARS ENDED
31 DECEMBER 2017, 2016, AND 2015**
(Expressed in millions of Rupiah, unless otherwise stated)

2. ACCOUNTING POLICIES (continued)

**g. Classification and reclassification of financial
instruments (SFAS 55) (continued)**

Off-setting financial instruments

Financial assets and liabilities are offset and the net amount reported in the consolidated statements of financial position when there is a legally enforceable right to offset the recognised amounts and there is an intention to settle on a net basis or realise the asset and settle the liability simultaneously.

The legally enforceable right must not be contingent on future events and must be enforceable in the normal course of business and in the event of default, insolvency or bankruptcy of the Bank and Subsidiary or the counterparty.

h. Impairment of financial assets (SFAS 55)

(A) Financial assets carried at amortised cost

Bank CIMB Niaga and Subsidiary assesses at each reporting date whether there is objective evidence that a financial asset or group of financial assets is impaired. A financial asset or a group of financial assets is impaired and impairment losses are incurred only if there is objective evidence of impairment as a result of one or more events that occurred after the initial recognition of the asset (a "loss event") and that loss event (or events) has an impact on the estimated future cash flows of the financial asset or group of financial assets that can be reliably estimated.

**PT BANK CIMB NIAGA Tbk
DAN ENTITAS ANAK/AND SUBSIDIARY**

**CATATAN ATAS LAPORAN KEUANGAN KONSOLIDASIAN
31 DESEMBER 2017, 2016, DAN 2015
SERTA TAHUN-TAHUN YANG BERAKHIR
31 DESEMBER 2017, 2016, DAN 2015**
(Dinyatakan dalam jutaan Rupiah, kecuali dinyatakan lain)

2. KEBIJAKAN AKUNTANSI (lanjutan)

**h. Penurunan nilai dari aset keuangan (PSAK 55)
(lanjutan)**

**(A) Aset keuangan yang dicatat berdasarkan biaya
perolehan diamortisasi (lanjutan)**

Kriteria yang digunakan oleh Bank CIMB Niaga dan Entitas Anak untuk menentukan bukti objektif dari penurunan nilai diantaranya adalah:

- a. kesulitan keuangan signifikan yang dialami pihak penerbit atau peminjam;
- b. pelanggaran kontrak, terjadinya wanprestasi atau tunggakan pembayaran pokok atau bunga;
- c. data yang dapat diobservasi mengindikasikan adanya penurunan yang dapat diukur atas estimasi arus kas masa datang dari kelompok aset keuangan sejak pengakuan awal aset dimaksud, meskipun penurunannya belum dapat diidentifikasi terhadap aset keuangan secara individual dalam kelompok aset tersebut, termasuk memburuknya status pembayaran pihak peminjam dalam kelompok tersebut;
- d. hilangnya pasar aktif dari aset keuangan akibat kesulitan keuangan; atau
- e. pihak pemberi pinjaman, dengan alasan ekonomi atau hukum sehubungan dengan kesulitan keuangan yang dialami pihak peminjam, memberikan keringan pada pihak peminjam yang tidak mungkin diberikan jika pihak peminjam tidak mengalami kesulitan.
- f. terdapat kemungkinan bahwa pihak peminjam akan dinyatakan pailit atau melakukan reorganisasi keuangan lainnya.

Estimasi periode antara peristiwa kerugian dan identifikasinya ditentukan oleh manajemen untuk setiap portofolio yang diidentifikasi.

Pada awalnya Bank CIMB Niaga dan Entitas Anak menentukan apakah terdapat bukti obyektif penurunan nilai seperti tersebut di atas secara individual. Penilaian individu dilakukan atas aset keuangan yang signifikan yang mengalami penurunan nilai. Aset keuangan yang tidak signifikan namun mengalami penurunan nilai dimasukkan dalam kelompok aset keuangan yang memiliki karakteristik risiko yang serupa dan dilakukan penilaian secara kolektif.

**NOTES TO THE CONSOLIDATED FINANCIAL STATEMENTS
31 DECEMBER 2017, 2016, AND 2015
AND FOR THE YEARS ENDED
31 DECEMBER 2017, 2016, AND 2015**
(Expressed in millions of Rupiah, unless otherwise stated)

2. ACCOUNTING POLICIES (continued)

**h. *Impairment of financial assets (SFAS 55)*
(continued)**

**(A) Financial assets carried at amortised cost
(continued)**

The criteria that Bank CIMB Niaga and Subsidiary uses to determine that there is objective evidence of impairment include:

- a. *significant financial difficulty of the issuer or obligor;*
- b. *a breach of contract, default or delinquency in principal or interest payments;*
- c. *observable data indicating that there is a measurable decrease in the estimated future cash flows from a portfolio of financial assets since the initial recognition of those assets, although the decrease cannot yet be identified with the individual financial assets in the portfolio, including adverse changes in the payment status of borrowers in the portfolio;*
- d. *the disappearance of an active market for that financial asset because of financial difficulties; or*
- e. *the lenders, for economic or legal reasons relating to the borrower's financial difficulty, granting to the borrower a concession that the lender would not otherwise consider.*
- f. *it becoming probable that the borrower will enter bankruptcy or other financial reorganization.*

The estimated period between a loss occurring and its identification is determined by management for each identified portfolio.

Initially Bank CIMB Niaga and Subsidiary assesses whether objective evidence of impairment for financial asset as individually exists as described above. Individual assessment is performed on the significant impaired financial asset. The impaired financial assets which are not classified as individually significant are included in group of financial asset with similar credit risk characteristics and then assessed by using collective assessment.

**PT BANK CIMB NIAGA Tbk
DAN ENTITAS ANAK/AND SUBSIDIARY**

**CATATAN ATAS LAPORAN KEUANGAN KONSOLIDASIAN
31 DESEMBER 2017, 2016, DAN 2015
SERTA TAHUN-TAHUN YANG BERAKHIR
31 DESEMBER 2017, 2016, DAN 2015**
(Dinyatakan dalam jutaan Rupiah, kecuali dinyatakan lain)

2. KEBIJAKAN AKUNTANSI (lanjutan)

**h. Penurunan nilai dari aset keuangan (PSAK 55)
(lanjutan)**

**(A) Aset keuangan yang dicatat berdasarkan biaya
perolehan diamortisasi (lanjutan)**

Jika Bank CIMB Niaga dan Entitas Anak menentukan tidak terdapat bukti obyektif mengenai penurunan nilai atas aset keuangan yang dinilai secara individual, maka akun atas aset keuangan tersebut akan masuk ke dalam kelompok aset keuangan yang memiliki karakteristik risiko kredit yang serupa dan menilai penurunan nilai kelompok tersebut secara kolektif. Akun yang penurunan nilainya dinilai secara individual, dan untuk itu kerugian penurunan nilai diakui atau tetap diakui, tidak termasuk dalam penilaian penurunan nilai secara kolektif.

Jumlah kerugian penurunan nilai diukur berdasarkan selisih antara nilai tercatat aset keuangan dengan nilai kini dari estimasi arus kas masa datang yang didiskontokan menggunakan tingkat suku bunga efektif awal dari aset keuangan tersebut. Nilai tercatat aset tersebut dikurangi menggunakan cadangan kerugian penurunan nilai dan jumlah kerugian penurunan nilai diakui sebagai laba/rugi. Jika kredit yang diberikan atau investasi dimiliki hingga jatuh tempo memiliki suku bunga variabel, maka tingkat diskonto yang digunakan untuk mengukur setiap kerugian penurunan nilai adalah suku bunga efektif yang berlaku yang ditetapkan dalam kontrak.

Perhitungan nilai kini dari estimasi arus kas masa datang atas aset keuangan dengan agunan mencerminkan arus kas yang dapat dihasilkan dari pengambilalihan agunan dikurangi biaya-biaya untuk memperoleh dan menjual agunan, terlepas apakah pengambilalihan tersebut berpeluang terjadi atau tidak.

Untuk tujuan evaluasi penurunan nilai secara kolektif, aset keuangan dikelompokkan berdasarkan kesamaan karakteristik risiko kredit seperti mempertimbangkan segmentasi kredit dan status tunggakan. Karakteristik yang dipilih adalah relevan dengan estimasi arus kas masa datang dari kelompok aset tersebut yang mengindikasikan kemampuan debitur atau rekanan untuk membayar seluruh liabilitas yang jatuh tempo sesuai persyaratan kontrak dari aset yang dievaluasi.

**NOTES TO THE CONSOLIDATED FINANCIAL STATEMENTS
31 DECEMBER 2017, 2016, AND 2015
AND FOR THE YEARS ENDED
31 DECEMBER 2017, 2016, AND 2015**
(Expressed in millions of Rupiah, unless otherwise stated)

2. ACCOUNTING POLICIES (continued)

**h. *Impairment of financial assets (SFAS 55)*
(continued)**

**(A) Financial assets carried at amortised cost
(continued)**

If Bank CIMB Niaga and Subsidiary assesses that there is no objective evidence of impairment for financial asset as individual, that account of financial asset will be included in a group of financial asset with similar credit risk characteristics and collectively assesses them for impairment. Accounts that are individually assessed for impairment and for which an impairment loss is or continues to be recognised are not included in a collective assessment of impairment.

The amount of the impairment loss is measured as the difference between the asset's carrying amount and the present value of estimated future cash flows discounted at the financial asset's original effective interest rate. The carrying amount of the asset is reduced through the use of an allowance impairment account and the amount of the loss is recognised as profit/loss. If a loan or held-to-maturity investment has a variable interest rate, the discount rate for measuring any impairment loss is the current effective interest rate determined under the contract.

The calculation of the present value of the estimated future cash flows of a collateralised financial asset reflects the cash flows that may result from foreclosure less costs for obtaining and selling the collateral, regardless the foreclosure is probable or not.

For the purposes of a collective evaluation of impairment, financial asset are grouped on the basis of similar credit risk characteristics such by considering credit segmentation and past due status. Those characteristics are relevant to the estimation of future cash flows for groups of such assets that indicate the debtor or counterpart ability to pay all amounts due according to the contractual terms of the assets being evaluated.

**PT BANK CIMB NIAGA Tbk
DAN ENTITAS ANAK/AND SUBSIDIARY**

**CATATAN ATAS LAPORAN KEUANGAN KONSOLIDASIAN
31 DESEMBER 2017, 2016, DAN 2015
SERTA TAHUN-TAHUN YANG BERAKHIR
31 DESEMBER 2017, 2016, DAN 2015**
(Dinyatakan dalam jutaan Rupiah, kecuali dinyatakan lain)

**NOTES TO THE CONSOLIDATED FINANCIAL STATEMENTS
31 DECEMBER 2017, 2016, AND 2015
AND FOR THE YEARS ENDED
31 DECEMBER 2017, 2016, AND 2015**
(Expressed in millions of Rupiah, unless otherwise stated)

2. KEBIJAKAN AKUNTANSI (lanjutan)

2. ACCOUNTING POLICIES (continued)

**h. Penurunan nilai dari aset keuangan (PSAK 55)
(lanjutan)**

**h. Impairment of financial assets (SFAS 55)
(continued)**

(A) Aset keuangan yang dicatat berdasarkan biaya perolehan diamortisasi (lanjutan)

(A) Financial assets carried at amortised cost (continued)

Arus kas masa datang dari kelompok aset keuangan yang penurunan nilainya dievaluasi secara kolektif, diestimasi berdasarkan arus kas kontraktual dan kerugian historis yang pernah dialami atas aset-aset yang memiliki karakteristik risiko kredit yang serupa dengan karakteristik risiko kredit kelompok tersebut. Kerugian historis yang pernah dialami kemudian disesuaikan berdasarkan data terkini yang dapat diobservasi untuk mencerminkan kondisi saat ini yang tidak berpengaruh pada periode terjadinya kerugian historis tersebut dan untuk menghilangkan pengaruh kondisi yang ada pada periode historis namun sudah tidak ada lagi saat ini.

Future cash flows in a group of financial assets that are collectively evaluated for impairment are estimated on the basis of the contractual cash flows and historical loss experience for assets with credit risk characteristics similar to those in the group. Historical loss experience is adjusted on the basis of current observable data to reflect the effects of current conditions that did not affect the period on which the historical loss experience is based and to remove the effects of conditions in the historical period that do not currently exist.

Beban penurunan nilai yang terkait dengan kredit yang diberikan dan efek-efek (di dalam kategori dimiliki hingga jatuh tempo dan kredit yang diberikan dan piutang) diklasifikasikan di dalam beban penurunan nilai.

Impairment charges relating to loans and marketable securities (held-to-maturity and loans and receivables categories) are classified in impairment charges.

Jika pada periode berikutnya, jumlah kerugian penurunan nilai berkurang dan pengurangan tersebut dapat dikaitkan secara obyektif pada peristiwa yang terjadi setelah penurunan nilai diakui (misalnya perbaikan pada rating kredit debitur), maka kerugian penurunan nilai yang sebelumnya diakui harus dipulihkan, baik secara langsung, atau dengan menyesuaikan pos cadangan. Jumlah pemulihan penurunan nilai diakui sebagai laba/rugi.

If in a subsequent period, the amount of the impairment loss decreases and the decrease can be related objectively to an event occurring after the impairment was recognised (such as an improvement in the debtor's credit rating), the previously recognised impairment loss is reversed directly, or by adjusting the allowance account. The amount of the impairment reversal is recognised as profit/loss.

Ketika kredit yang diberikan tidak tertagih, kredit tersebut dihapus buku dengan menjurnal balik cadangan kerugian penurunan nilai. Kredit yang diberikan tersebut dapat dihapus buku setelah semua prosedur yang diperlukan telah dilakukan dan jumlah kerugian telah ditentukan.

When a loan is uncollectible, it is written off against the related allowance for impairment loss. Such loans are written off after all the necessary procedures have been completed and the amount of the loss has been determined.

**PT BANK CIMB NIAGA Tbk
DAN ENTITAS ANAK/AND SUBSIDIARY**

**CATATAN ATAS LAPORAN KEUANGAN KONSOLIDASIAN
31 DESEMBER 2017, 2016, DAN 2015
SERTA TAHUN-TAHUN YANG BERAKHIR
31 DESEMBER 2017, 2016, DAN 2015**
(Dinyatakan dalam jutaan Rupiah, kecuali dinyatakan lain)

2. KEBIJAKAN AKUNTANSI (lanjutan)

**h. Penurunan nilai dari aset keuangan (PSAK 55)
(lanjutan)**

(B) Aset yang tersedia untuk dijual

Pada setiap tanggal laporan posisi keuangan konsolidasian, Bank CIMB Niaga mengevaluasi apakah terdapat bukti yang obyektif bahwa aset keuangan atau kelompok aset keuangan mengalami penurunan nilai. Lihat Catatan 2h(A) untuk kriteria bukti obyektif adanya penurunan nilai. Penurunan yang signifikan atau penurunan jangka panjang atas nilai wajar dari investasi dalam instrumen hutang dalam klasifikasi tersedia untuk dijual di bawah biaya perolehannya merupakan bukti obyektif terjadinya penurunan nilai dan menyebabkan pengakuan kerugian penurunan nilai. Ketika terdapat bukti tersebut di atas untuk aset yang tersedia untuk dijual, kerugian kumulatif, yang merupakan selisih antara biaya perolehan dengan nilai wajar kini, dikurangi kerugian penurunan nilai aset keuangan yang sebelumnya telah diakui pada laba/rugi, dikeluarkan dari ekuitas dan diakui sebagai laba/rugi.

Jika, pada periode berikutnya, nilai wajar instrumen hutang yang diklasifikasikan dalam kelompok tersedia untuk dijual meningkat dan peningkatan tersebut dapat dihubungkan secara obyektif dengan peristiwa yang terjadi setelah pengakuan kerugian penurunan nilai pada laba/rugi, maka kerugian penurunan nilai tersebut harus dipulihkan melalui laba/rugi.

(C) Kontrak jaminan keuangan dan tagihan komitmen lainnya

Kontrak jaminan keuangan adalah kontrak yang mengharuskan penerbit untuk melakukan pembayaran yang ditetapkan untuk mengganti uang pemegang kontrak atas kerugian yang terjadi karena debitur tertentu gagal untuk melakukan pembayaran pada saat jatuh tempo, sesuai dengan ketentuan dari instrumen hutang. Jaminan keuangan tersebut diberikan kepada bank-bank, lembaga keuangan dan badan-badan lainnya atas nama debitur untuk menjamin kredit, fasilitas-fasilitas perbankan lainnya, dan penyediaan dana yang belum ditarik.

**NOTES TO THE CONSOLIDATED FINANCIAL STATEMENTS
31 DECEMBER 2017, 2016, AND 2015
AND FOR THE YEARS ENDED
31 DECEMBER 2017, 2016, AND 2015**
(Expressed in millions of Rupiah, unless otherwise stated)

2. ACCOUNTING POLICIES (continued)

**h. Impairment of financial assets (SFAS 55)
(continued)**

(B) Assets classified as available-for-sale

Bank CIMB Niaga assesses at each date of the consolidated statement of financial position whether there is objective evidence that a financial asset or a group of financial assets is impaired. Refer to Note 2h(A) for the criteria of objective evidence of impairment. In the case of debt instruments classified as available-for-sale, a significant or prolonged decline in the fair value of the security below its cost is objective evidence of impairment resulting in the recognition of an impairment loss. If any such evidence exists for available-for-sale financial assets, the cumulative loss measured as the difference between the acquisition cost and the current fair value, less any impairment loss on that financial asset previously recognised in profit/loss is removed from equity and recognised as profit/loss.

If, in a subsequent period, the fair value of a debt instrument classified as available-for-sale increases and the increase can be objectively related to an event occurring after the impairment loss was recognised in profit/loss, the impairment loss is reversed through the profit/loss.

(C) Financial guarantee contracts and other commitment receivables

Financial guarantee contracts are contracts that require the issuer to make specified payments to reimburse the holder for a loss incurred because a specified debtor defaulted to make payments when due, in accordance with the terms of a debt instrument. Such financial guarantees are given to banks, financial institutions and other institutions on behalf of customers to secure loans, other banking facilities, and unused provision of funds facilities.

**PT BANK CIMB NIAGA Tbk
DAN ENTITAS ANAK/AND SUBSIDIARY**

**CATATAN ATAS LAPORAN KEUANGAN KONSOLIDASIAN
31 DESEMBER 2017, 2016, DAN 2015
SERTA TAHUN-TAHUN YANG BERAKHIR
31 DESEMBER 2017, 2016, DAN 2015**
(Dinyatakan dalam jutaan Rupiah, kecuali dinyatakan lain)

2. KEBIJAKAN AKUNTANSI (lanjutan)

**h. Penurunan nilai dari aset keuangan (PSAK 55)
(lanjutan)**

(C) Kontrak jaminan keuangan dan tagihan komitmen lainnya (lanjutan)

Jaminan keuangan awalnya diakui dalam laporan keuangan konsolidasian sebesar nilai wajar pada tanggal jaminan diberikan. Nilai wajar dari jaminan keuangan pada saat dimulainya transaksi pada umumnya sama dengan provisi yang diterima untuk jaminan diberikan dengan syarat dan kondisi normal.

Setelah pengakuan awal kontrak, jaminan keuangan dicatat pada nilai yang lebih tinggi antara nilai wajar amortisasi dengan *present value* atas pembayaran liabilitas yang diharapkan akan terjadi (ketika pembayaran atas jaminan menjadi *probable*) dan selisihnya dibebankan sebagai biaya operasional lain-lain.

Cadangan kerugian penurunan nilai atas kontrak jaminan keuangan dan tagihan komitmen lainnya yang memiliki risiko kredit dihitung berdasarkan kerugian historis.

(D) Cadangan kerugian penurunan nilai aset keuangan atas kontrak jaminan keuangan yang memiliki risiko kredit dan cadangan kerugian penurunan nilai aset yang diambil alih

Bank CIMB Niaga menentukan cadangan kerugian penurunan nilai aset keuangan atas kontrak jaminan keuangan yang memiliki risiko kredit berdasarkan data kerugian historis. Sedangkan perhitungan cadangan kerugian penurunan nilai aset yang diambil alih dihitung dengan prinsip penurunan nilai sesuai Standar Akuntansi Indonesia yang berlaku.

i. Kas (PSAK 55)

Kas meliputi kas kecil, kas besar, kas di dalam Anjungan Tunai Mandiri (ATM)/Cash Deposit Machine (CDM), dan bank notes.

j. Giro pada bank lain dan Bank Indonesia (PSAK 55)

Giro pada bank lain dan Bank Indonesia (BI) diklasifikasikan sebagai kredit yang diberikan dan piutang. Lihat Catatan 2f untuk kebijakan akuntansi atas kredit yang diberikan dan piutang.

Giro pada bank lain dan Bank Indonesia dinyatakan sebesar saldo giro dikurangi dengan cadangan kerugian penurunan nilai.

**NOTES TO THE CONSOLIDATED FINANCIAL STATEMENTS
31 DECEMBER 2017, 2016, AND 2015
AND FOR THE YEARS ENDED
31 DECEMBER 2017, 2016, AND 2015**
(Expressed in millions of Rupiah, unless otherwise stated)

2. ACCOUNTING POLICIES (continued)

**h. Impairment of financial assets (SFAS 55)
(continued)**

(C) Financial guarantee contracts and other commitment receivables (continued)

Financial guarantees are initially recognised in the financial statements at fair value on the date the guarantee was given. The fair value of a financial guarantee at inception is likely to equal the premium received because all guarantees are agreed on arm's length terms.

Subsequently they are measured at the higher of amortised amount and the present value of any expected payment (when a payment under the guarantee has become probable) and the difference is charged to other operating expense.

Allowances for impairment on financial guarantee contracts and other commitment receivables with credit risk are calculated based on historical experience.

(D) Allowance for impairment losses on financial guarantee contracts with credit risk and allowance for impairment losses on foreclosed assets

Bank CIMB Niaga determined the allowance for impairment losses on financial guarantee contracts with credit risk is based on historical loss data. Whereas the calculation of allowance for impairment losses of foreclosed assets was calculated using impairment principles according to applicable Indonesia Accounting Standard.

i. Cash (SFAS 55)

Cash includes petty cash, cash, cash in Automatic Teller Machines (ATMs)/Cash Deposit Machine (CDMs), and bank notes.

j. Current accounts with other banks and Bank Indonesia (SFAS 55)

Current account with other banks and Bank Indonesia (BI) are classified as loans and receivables. Refer to Note 2f for the accounting policy of loans and receivables.

Current accounts with other banks and Bank Indonesia are stated at the outstanding balance less allowance for impairment losses.

**PT BANK CIMB NIAGA Tbk
DAN ENTITAS ANAK/AND SUBSIDIARY**

**CATATAN ATAS LAPORAN KEUANGAN KONSOLIDASIAN
31 DESEMBER 2017, 2016, DAN 2015
SERTA TAHUN-TAHUN YANG BERAKHIR
31 DESEMBER 2017, 2016, DAN 2015**
(Dinyatakan dalam jutaan Rupiah, kecuali dinyatakan lain)

2. KEBIJAKAN AKUNTANSI (lanjutan)

**j. Giro pada bank lain dan Bank Indonesia (PSAK 55)
(lanjutan)**

Giro Wajib Minimum Utama adalah simpanan minimum yang wajib dipelihara oleh bank dalam bentuk saldo rekening giro pada BI yang besarnya ditetapkan oleh BI sebesar persentase tertentu dari dana pihak ketiga.

Giro Wajib Minimum Sekunder adalah cadangan minimum yang wajib dipelihara oleh bank dalam bentuk Sertifikat Bank Indonesia (SBI), Surat Utang Negara (SUN) dan/atau Kelebihan Saldo Rekening, yang besarnya ditetapkan BI sebesar persentase tertentu.

k. Penempatan pada bank lain dan Bank Indonesia (PSAK 55)

Penempatan pada bank lain dan BI diklasifikasikan sebagai kredit yang diberikan dan piutang. Lihat Catatan 2f untuk kebijakan akuntansi atas kredit yang diberikan dan piutang.

l. Efek-efek dan Obligasi Pemerintah (PSAK 55)

Efek-efek yang dimiliki terdiri dari SBI, obligasi korporasi, wesel jangka menengah, tagihan wesel ekspor, dan efek-efek pasar uang dan pasar modal lainnya.

Obligasi Pemerintah adalah Obligasi Pemerintah yang dibeli dari pasar.

Efek-efek dan Obligasi Pemerintah diklasifikasikan sebagai aset keuangan yang diukur pada nilai wajar melalui laba/rugi, tersedia untuk dijual, dan dimiliki hingga jatuh tempo. Lihat Catatan 2f untuk kebijakan akuntansi atas aset keuangan dalam kelompok diperdagangkan, tersedia untuk dijual, dan dimiliki hingga jatuh tempo.

m. Efek-efek yang dibeli dengan janji dijual kembali/efek-efek yang dijual dengan janji dibeli kembali (PSAK 55)

Efek-efek yang dibeli dengan janji dijual kembali (*reverse repo*) disajikan sebagai tagihan sebesar harga jual kembali yang disepakati dikurangi dengan selisih antara harga beli dan harga jual kembali yang disepakati (pendapatan bunga yang ditangguhkan) dan cadangan kerugian penurunan nilai. Selisih antara harga beli dan harga jual kembali yang disepakati tersebut diamortisasi dengan menggunakan suku bunga efektif sebagai pendapatan bunga selama jangka waktu sejak efek-efek itu dibeli hingga saat dijual kembali.

**NOTES TO THE CONSOLIDATED FINANCIAL STATEMENTS
31 DECEMBER 2017, 2016, AND 2015
AND FOR THE YEARS ENDED
31 DECEMBER 2017, 2016, AND 2015**
(Expressed in millions of Rupiah, unless otherwise stated)

2. ACCOUNTING POLICIES (continued)

j. Current accounts with other banks and Bank Indonesia (SFAS 55) (continued)

Primary Statutory Reserve is minimum deposit that should be maintained by bank in current account with BI in certain percentage of third party fund which is determined by BI.

Secondary Statutory Reserve is minimum reserve that should be maintained by bank in form of Bank Indonesia Certificates (SBI), Government Debenture Debt (SUN) and/or Excess Reserve, in certain percentage determined by BI.

k. Placements with other banks and Bank Indonesia (SFAS 55)

Placements with other banks and BI are classified as loans and receivables. Refer to Note 2f for the accounting policy of loans and receivables.

l. Marketable securities and Government Bonds (SFAS 55)

Marketable securities consist of SBI, corporate bonds, medium term notes, export bills receivable, and other money market and capital market securities.

Government Bonds is Government Bonds purchased from market.

Marketable securities and Government Bonds are classified as financial assets at fair value through profit/loss, available-for-sale, and held-to-maturity. Refer to Note 2f for the accounting policy of financial assets held-for-trading, available-for-sale, and held-to-maturity.

m. Securities purchased under resale agreements/securities sold under repurchase agreements (SFAS 55)

Securities purchased under resale agreements (reverse repo) are presented as receivables at the agreed resale price net of the difference between the purchase price and agreed resale price (unearned interest income) and allowance for impairment losses. The difference between the purchase price and the agreed resale price are amortised using effective interest rate as interest income over the period, commencing from the acquisition date to the resale date.

**PT BANK CIMB NIAGA Tbk
DAN ENTITAS ANAK/AND SUBSIDIARY**

**CATATAN ATAS LAPORAN KEUANGAN KONSOLIDASIAN
31 DESEMBER 2017, 2016, DAN 2015
SERTA TAHUN-TAHUN YANG BERAKHIR
31 DESEMBER 2017, 2016, DAN 2015**
(Dinyatakan dalam jutaan Rupiah, kecuali dinyatakan lain)

2. KEBIJAKAN AKUNTANSI (lanjutan)

m. Efek-efek yang dibeli dengan janji dijual kembali/efek-efek yang dijual dengan janji dibeli kembali (PSAK 55) (lanjutan)

Efek-efek yang dibeli dengan janji dijual kembali (*reverse repo*) diklasifikasikan sebagai kredit yang diberikan dan piutang. Lihat Catatan 2f untuk kebijakan akuntansi atas aset keuangan yang diklasifikasikan sebagai kredit yang diberikan dan piutang.

Efek-efek yang dijual dengan janji untuk dibeli kembali (*repo*) direklasifikasi sebagai aset yang dijamin dalam laporan posisi keuangan konsolidasian dan liabilitas kepada *counterparty* disajikan sebagai liabilitas dalam laporan posisi keuangan konsolidasian sebesar harga beli kembali yang disepakati dikurangi selisih antara harga jual dan harga beli kembali yang disepakati (beban bunga dibayar dimuka). Selisih antara harga jual dan harga beli kembali yang disepakati tersebut diamortisasi sebagai beban bunga selama jangka waktu sejak efek-efek dijual hingga dibeli kembali.

Efek-efek yang dijual dengan janji untuk dibeli kembali diklasifikasikan sebagai liabilitas keuangan yang diukur dengan biaya perolehan diamortisasi. Lihat Catatan 2f untuk kebijakan akuntansi atas liabilitas keuangan yang diukur dengan biaya perolehan diamortisasi.

n. Instrumen keuangan derivatif dan lindung nilai (PSAK 55)

Akuntansi instrumen keuangan derivatif

Dalam melakukan usaha bisnisnya, Bank CIMB Niaga melakukan transaksi instrumen keuangan derivatif seperti kontrak tunai dan berjangka mata uang asing, *foreign currency swaps*, kontrak opsi mata uang asing, dan *swap* tingkat suku bunga. Instrumen keuangan derivatif dinilai dan dibukukan di laporan posisi keuangan konsolidasian pada nilai wajar dengan menggunakan harga pasar. Derivatif dicatat sebagai aset apabila memiliki nilai wajar positif dan sebagai liabilitas apabila memiliki nilai wajar negatif.

Keuntungan atau kerugian yang terjadi dari perubahan nilai wajar diakui sebagai laba/rugi.

**NOTES TO THE CONSOLIDATED FINANCIAL STATEMENTS
31 DECEMBER 2017, 2016, AND 2015
AND FOR THE YEARS ENDED
31 DECEMBER 2017, 2016, AND 2015**
(Expressed in millions of Rupiah, unless otherwise stated)

2. ACCOUNTING POLICIES (continued)

m. Securities purchased under resale agreements/securities sold under repurchase agreements (SFAS 55) (continued)

Securities purchased under resale agreements (reverse repo) are classified as loans and receivables. Refer to Note 2f for the accounting policy for financial assets that classified as loans and receivables.

Securities sold under repurchase agreements (repo) are reclassified in the consolidated statement of financial position as pledged assets and the counterparty liability is presented as liabilities in the consolidated statement of financial position at the agreed repurchase price net of the difference between the selling price and the agreed repurchase price (prepaid interest expense). The difference between the selling price and the agreed repurchase price is amortised as interest expense over the period commencing from the selling date to the repurchase date.

Securities sold under repurchase agreements are classified as financial liabilities at amortised cost. Refer to Note 2f for the accounting policy for financial liabilities at amortised cost.

n. Derivative financial instruments and hedging (SFAS 55)

Accounting for derivative financial instruments

In the normal course of business, Bank CIMB Niaga enters into transactions involving derivative financial instruments such as foreign currency spot and forward contracts, foreign currency swaps, foreign currency options contracts, and interest rate swaps. Derivative financial instruments are valued and recorded on consolidated statement of financial position at their fair value using market rates. Derivatives are carried as assets when the fair value is positive and as liabilities when the fair value is negative.

Gains or losses as a result of fair value changes are recognised as current year profit/loss.

**PT BANK CIMB NIAGA Tbk
DAN ENTITAS ANAK/AND SUBSIDIARY**

**CATATAN ATAS LAPORAN KEUANGAN KONSOLIDASIAN
31 DESEMBER 2017, 2016, DAN 2015
SERTA TAHUN-TAHUN YANG BERAKHIR
31 DESEMBER 2017, 2016, DAN 2015**
(Dinyatakan dalam jutaan Rupiah, kecuali dinyatakan lain)

2. KEBIJAKAN AKUNTANSI (lanjutan)

**n. Instrumen keuangan derivatif dan lindung nilai
(PSAK 55) (lanjutan)**

Akuntansi untuk aktivitas lindung nilai

Instrumen keuangan derivatif pada awalnya diakui di laporan posisi keuangan konsolidasian berdasarkan nilai wajar pada tanggal kontrak derivatif disepakati dan selanjutnya dinilai kembali berdasarkan nilai wajarnya. Metode untuk mengakui keuntungan atau kerugian yang terjadi tergantung pada sifat dari obyek yang dilindungi nilainya. Bank CIMB Niaga mengelompokkan derivatif sebagai (1) instrumen lindung nilai terhadap nilai wajar suatu aset atau liabilitas yang diakui atau terhadap komitmen teguh yang belum diakui (lindung nilai atas nilai wajar), atau (2) instrumen lindung nilai atas arus kas masa depan yang kemungkinan besar terjadi yang dapat diatribusikan dengan aset dan liabilitas yang telah diakui atau sebuah prakiraan transaksi yang kemungkinan besar terjadi (lindung nilai arus kas).

Walaupun merupakan sarana lindung nilai ekonomis yang efektif berdasarkan kebijakan manajemen risiko Bank CIMB Niaga, beberapa transaksi derivatif tertentu tidak memenuhi persyaratan sebagai akuntansi lindung nilai berdasarkan ketentuan PSAK 55 (Revisi 2014).

Pada awal terjadinya transaksi, Bank CIMB Niaga mendokumentasikan hubungan antara instrumen lindung nilai dan unsur yang dilindungi nilainya, juga tujuan manajemen risiko dan strategi yang diterapkan dalam melakukan berbagai macam transaksi lindung nilai. Proses dokumentasi ini menghubungkan derivatif yang ditujukan sebagai lindung nilai dengan aset dan liabilitas tertentu atau dengan komitmen atau transaksi tertentu yang diperkirakan. Bank CIMB Niaga juga mendokumentasikan penilaian apakah derivatif yang digunakan memiliki efektivitas yang tinggi dalam menandingi (off-setting) perubahan nilai wajar atau arus kas unsur yang dilindungi nilainya. Penilaian ini dilakukan baik pada saat permulaan lindung nilai maupun pada saat-saat berikutnya secara berkelanjutan.

Nilai wajar berbagai instrumen derivatif yang digunakan untuk tujuan lindung nilai dan mutasi pada cadangan lindung nilai di ekuitas diungkapkan dalam Catatan 11.

**NOTES TO THE CONSOLIDATED FINANCIAL STATEMENTS
31 DECEMBER 2017, 2016, AND 2015
AND FOR THE YEARS ENDED
31 DECEMBER 2017, 2016, AND 2015**
(Expressed in millions of Rupiah, unless otherwise stated)

2. ACCOUNTING POLICIES (continued)

**n. Derivative financial instruments and hedging
(SFAS 55) (continued)**

Accounting for hedging activities

Derivative financial instruments are initially recognised in the consolidated statement of financial position at fair value on the date a derivative contract is entered into and subsequently are remeasured at their fair values. The method of recognising the resulting gain or loss is dependent on the nature of the item being hedged. Bank CIMB Niaga designates certain derivatives as either (1) a hedge of the fair value of a recognised asset or liability or of an unrecognised firm commitment (fair value hedge), or (2) a hedge of highly probable future cash flows attributable to a recognised assets or liability or a forecasted transaction (cash flow hedge).

Certain derivative transactions, whilst providing effective economic hedges under Bank CIMB Niaga's risk management policies, do not qualify for hedge accounting under the specific rules in SFAS 55 (Revised 2014).

At the inception of transaction, Bank CIMB Niaga documents the relationship between hedging instruments and hedged items, as well as its risk management objective and strategy for undertaking various hedge transactions. This process includes linking all derivatives designated as hedges to specific assets and liabilities or specific firm commitments or forecast transactions. Bank CIMB Niaga also documents its assessment, as to whether the derivatives that are used in hedging transactions are highly effective in off-setting changes in fair values or cash flows of hedged items. This assessment is performed at the hedge inception and on an ongoing basis.

The fair values of various derivative instruments used for hedging purposes and movements on the hedging reserve in equity are disclosed in Note 11.

**PT BANK CIMB NIAGA Tbk
DAN ENTITAS ANAK/AND SUBSIDIARY**

**CATATAN ATAS LAPORAN KEUANGAN KONSOLIDASIAN
31 DESEMBER 2017, 2016, DAN 2015
SERTA TAHUN-TAHUN YANG BERAKHIR
31 DESEMBER 2017, 2016, DAN 2015**
(Dinyatakan dalam jutaan Rupiah, kecuali dinyatakan lain)

2. KEBIJAKAN AKUNTANSI (lanjutan)

**n. Instrumen keuangan derivatif dan lindung nilai
(PSAK 55) (lanjutan)**

Akuntansi untuk aktivitas lindung nilai (lanjutan)

(a) Lindung nilai atas nilai wajar

Perubahan dari nilai wajar atas derivatif yang ditujukan dan memenuhi kualifikasi sebagai lindung nilai atas nilai wajar, diakui sebagai laba/rugi, termasuk dengan perubahan nilai wajar dari aset atau liabilitas yang dilindungi nilai yang diatribusikan sebagai risiko yang dilindungi nilai. Nilai bersih dimasukkan ke dalam bagian tidak efektif dalam keuntungan atau kerugian kontrak derivatif.

Ketika instrumen lindung nilai tidak lagi memenuhi kriteria lindung nilai secara akuntansi, perubahan nilai tercatat dari *item* yang dilindungi nilai yang menggunakan metode suku bunga efektif, diamortisasi melalui laba/rugi selama periode hingga jatuh tempo dan dicatat sebagai beban bunga.

(b) Lindung nilai atas arus kas

Bagian yang efektif atas perubahan nilai wajar derivatif yang ditujukan dan memenuhi kualifikasi sebagai lindung nilai arus kas, diakui sebagai cadangan lindung nilai arus kas pada bagian ekuitas. Keuntungan atau kerugian atas bagian yang tidak efektif diakui langsung sebagai laba/rugi.

Jumlah akumulasi dalam ekuitas dibebankan sebagai pendapatan komprehensif lainnya ketika unsur yang dilindungi nilainya mempengaruhi laba bersih.

Ketika instrumen lindung nilai kadaluwarsa atau dijual atau ketika suatu lindung nilai tidak lagi memenuhi persyaratan sebagai akuntansi lindung nilai, akumulasi keuntungan maupun kerugian yang ada pada ekuitas saat itu dibebankan sebagai laba/rugi. Ketika suatu transaksi lindung nilai diperkirakan tidak lagi mungkin terjadi, akumulasi keuntungan atau kerugian yang ada pada ekuitas saat itu dibebankan sebagai laba/rugi.

**NOTES TO THE CONSOLIDATED FINANCIAL STATEMENTS
31 DECEMBER 2017, 2016, AND 2015
AND FOR THE YEARS ENDED
31 DECEMBER 2017, 2016, AND 2015**
(Expressed in millions of Rupiah, unless otherwise stated)

2. ACCOUNTING POLICIES (continued)

**n. Derivative financial instruments and hedging
(SFAS 55) (continued)**

Accounting for hedging activities (continued)

(a) Fair value hedge

Changes in the fair value of derivatives that are designated and qualified as fair value hedges are recognised as profit/loss, together with any changes in the fair value of the hedged asset or liability that are attributable to the hedged risk. The net result is included as ineffectiveness in the gain or loss on derivative contracts.

If the hedge no longer meets the criteria for hedge accounting, the adjustment to the carrying amount of a hedged item for which the effective interest method used is amortised to profit/loss over the period to maturity and recorded as interest expense.

(b) Cash flow hedge

The effective portion of changes in the fair value of derivatives that are designated and qualified as cash flow hedges are recognised as hedging reserve in equity section. The gain or loss relating to the ineffective portion is recognised immediately as profit/loss.

Accumulated amounts in equity are reclassified as the other comprehensive income in the periods when the hedged item affects net income.

When a hedging instrument expired or sold, or when a hedge no longer meets the criteria for hedge accounting, any existing cumulative gain or loss which remains in equity at that time is recognised as profit/loss. When a forecast transaction is no longer expected to occur, the cumulative gain or loss that was reported in equity is immediately charged as profit/loss.

**PT BANK CIMB NIAGA Tbk
DAN ENTITAS ANAK/AND SUBSIDIARY**

**CATATAN ATAS LAPORAN KEUANGAN KONSOLIDASIAN
31 DESEMBER 2017, 2016, DAN 2015
SERTA TAHUN-TAHUN YANG BERAKHIR
31 DESEMBER 2017, 2016, DAN 2015**
(Dinyatakan dalam jutaan Rupiah, kecuali dinyatakan lain)

2. KEBIJAKAN AKUNTANSI (lanjutan)

o. Kredit yang diberikan (PSAK 55)

Kredit yang diberikan adalah penyediaan uang atau tagihan yang dapat disetarakan dengan kas, berdasarkan persetujuan atau kesepakatan pinjam-meminjam dengan peminjam, mewajibkan pihak peminjam untuk melunasi hutang berikut bunganya setelah jangka waktu tertentu.

Kredit yang diberikan diklasifikasikan sebagai kredit yang diberikan dan piutang. Lihat Catatan 2f untuk kebijakan akuntansi atas kredit yang diberikan dan piutang.

Termasuk dalam kredit yang diberikan adalah pembiayaan syariah yang terdiri dari piutang murabahah, piutang qardh, pembiayaan musyarakah, pembiayaan mudharabah, dan ijarah. Murabahah adalah akad jual beli barang dengan harga jual sebesar biaya perolehan ditambah keuntungan (marjin) yang disepakati dan penjual harus mengungkapkan biaya perolehan barang tersebut kepada pembeli. Qardh adalah akad pinjam meminjam dana tanpa imbalan dengan liabilitas pihak peminjam mengembalikan pokok pinjaman secara sekaligus atau cicilan dalam jangka waktu tertentu. Musyarakah adalah akad kerjasama antara dua pihak atau lebih untuk suatu usaha tertentu, dimana masing-masing pihak memberikan kontribusi dana dengan ketentuan bahwa keuntungan dibagi berdasarkan kesepakatan sedangkan kerugian berdasarkan porsi kontribusi dana. Dana tersebut meliputi kas atau aset nonkas yang diperkenankan oleh syariah. Mudharabah adalah akad kerjasama usaha antara Bank CIMB Niaga sebagai pemilik dana (*shahibul maal*) dan nasabah selaku pengelola dana (*mudharib*), menjalankan usaha dengan penentuan awal keuntungan atau kerugian (*nisbah*). Ijarah adalah akad sewa-menyewa antara pemilik (obyek sewa) dan penyewa untuk mendapatkan imbalan atas obyek sewa yang disewakannya.

**NOTES TO THE CONSOLIDATED FINANCIAL STATEMENTS
31 DECEMBER 2017, 2016, AND 2015
AND FOR THE YEARS ENDED
31 DECEMBER 2017, 2016, AND 2015**
(Expressed in millions of Rupiah, unless otherwise stated)

2. ACCOUNTING POLICIES (continued)

o. Loans (SFAS 55)

Loans represent provision of cash or cash equivalent based on agreements with borrowers, where borrowers required to repay their debts with interest after specified periods.

Loans are classified as loans and receivables. Refer to Note 2f for the accounting policy of loans and receivables.

Loans include sharia financing which consist of murabahah receivables, qardh receivables, musyarakah financing, mudharabah financing, and ijarah. Murabahah is an agreement for the sale and purchase of goods with sales price equivalent to cost plus agreed margin, and the seller should inform the purchase cost to buyer. Qardh is a loan/borrowing funds without profit wherein the borrower return the principal of the loan at lump sum or on installment over certain period. Musyarakah is an agreement between investors (musyarakah partners) to have a join-venture in a partnership, at an agreed nisbah sharing portion, while losses will be proportionately distributed based on the capital contribution. These funds including cash or non-cash assets which are allowed by sharia. Mudharabah is an agreement between Bank CIMB Niaga as an owner of funds (shahibul maal) and customer as a fund manager (mudharib) to run a business with pre-defined terms of gain or loss (nisbah). Ijarah is a lease agreement between lessor and lessee to get margin from leased object.

**PT BANK CIMB NIAGA Tbk
DAN ENTITAS ANAK/AND SUBSIDIARY**

**CATATAN ATAS LAPORAN KEUANGAN KONSOLIDASIAN
31 DESEMBER 2017, 2016, DAN 2015
SERTA TAHUN-TAHUN YANG BERAKHIR
31 DESEMBER 2017, 2016, DAN 2015**
(Dinyatakan dalam jutaan Rupiah, kecuali dinyatakan lain)

2. KEBIJAKAN AKUNTANSI (lanjutan)

o. Kredit yang diberikan (PSAK 55) (lanjutan)

Pembiayaan syariah disajikan sebesar jumlah pembiayaan dikurangi dengan cadangan kerugian penurunan nilai dengan jumlah minimum berdasarkan PBI No. 7/2/PBI/2005 tanggal 20 Januari 2005 tentang "Penilaian Kualitas Aktiva Bank Umum" yang diubah dengan peraturan BI No. 8/2/PBI/2006 tanggal 30 Januari 2006 dan peraturan BI No. 9/6/PBI/2007 tanggal 30 Maret 2007 serta peraturan BI No. 11/2/PBI/2009 tanggal 29 Januari 2009 dan terakhir melalui peraturan BI No.14/15/PBI/2012 tanggal 24 Oktober 2012. Berlaku sejak Januari 2015, Otoritas Jasa Keuangan (OJK) menerbitkan peraturan OJK baru No.16/POJK.03/2014 tanggal 18 November 2014 dan Surat Edaran OJK No.8/SEOJK.03/2015 tanggal 10 Maret 2015 tentang Penilaian Kualitas Aset Bank Umum Syariah dan Unit Usaha Syariah.

Pembiayaan syariah dengan akad Murabahah disajikan sebesar jumlah pembiayaan dikurangi cadangan kerugian penurunan nilai sesuai dengan PSAK 102 (2013) – Akuntansi Murabahah menggantikan PSAK 102 (2007).

Restrukturisasi kredit meliputi modifikasi persyaratan kredit, konversi kredit menjadi saham atau instrumen keuangan lainnya dan/atau kombinasi dari keduanya.

Kredit yang direstrukturisasi disajikan sebesar nilai yang lebih rendah antara nilai tercatat kredit pada tanggal restrukturisasi atau nilai tunai penerimaan kas masa depan setelah restrukturisasi. Kerugian akibat selisih antara nilai tercatat kredit pada tanggal restrukturisasi dengan nilai tunai penerimaan kas masa depan setelah restrukturisasi diakui sebagai laba/rugi. Setelah restrukturisasi, semua penerimaan kas masa depan yang ditetapkan dalam persyaratan baru dicatat sebagai pengembalian pokok kredit yang diberikan dan pendapatan bunga sesuai dengan syarat-syarat restrukturisasi.

**NOTES TO THE CONSOLIDATED FINANCIAL STATEMENTS
31 DECEMBER 2017, 2016, AND 2015
AND FOR THE YEARS ENDED
31 DECEMBER 2017, 2016, AND 2015**
(Expressed in millions of Rupiah, unless otherwise stated)

2. ACCOUNTING POLICIES (continued)

o. Loans (SFAS 55) (continued)

Sharia financing is stated at their outstanding balance less their allowance for impairment losses which have been determined using BI criteria in accordance with BI regulation No. 7/2/PBI/2005 dated 20 January 2005 on "Asset Quality Ratings for Commercial Banks" which was amended by BI regulation No. 8/2/PBI/2006 dated 30 January 2006 and BI regulation No. 9/6/PBI/2007 dated 30 March 2007 and BI regulation No.11/2/PBI/2009 dated 29 January 2009 and latest amended by BI regulation No.14/15/PBI/2012 dated 24 October 2012. Starting January 2015, Financial Services Authority (FSA) issued new regulation No.16/POJK.03/2014 dated 18 November 2014 and FSA Circular Letter No.8/SEOJK.03/2015 dated 10 March 2015 concerning Asset Quality Assessment on Sharia Bank and Sharia Business Unit.

Sharia Financing with Murabahah agreement is stated at their outstanding balance less allowance for impairment losses as required by SFAS 102 (2013) – Accounting for Murabahah as amendment of SFAS 102 (2007).

Loan restructuring may involve a modification of the terms of the loans, conversion of loans into equity or other financial instruments and/or a combination of both.

Restructured loans are stated at the lower of carrying value of the loan at the time of restructuring or net present value of the total future cash receipts after restructuring. Losses arising from any excess of the carrying value of the loan at the time of restructuring over the net present value of the total future cash receipts after restructuring are recognised as profit/loss. Thereafter, all cash receipts under the new terms shall be accounted for as the recovery of principal and interest revenue, in accordance with the restructuring scheme.

**PT BANK CIMB NIAGA Tbk
DAN ENTITAS ANAK/AND SUBSIDIARY**

**CATATAN ATAS LAPORAN KEUANGAN KONSOLIDASIAN
31 DESEMBER 2017, 2016, DAN 2015
SERTA TAHUN-TAHUN YANG BERAKHIR
31 DESEMBER 2017, 2016, DAN 2015**
(Dinyatakan dalam jutaan Rupiah, kecuali dinyatakan lain)

2. KEBIJAKAN AKUNTANSI (lanjutan)

p. Piutang pembiayaan konsumen (PSAK 55)

Piutang pembiayaan konsumen Entitas Anak diklasifikasikan sebagai kredit yang diberikan dan piutang. Lihat Catatan 2f untuk kebijakan akuntansi atas kredit yang diberikan dan piutang.

Pada saat pengakuan awal, piutang pembiayaan konsumen diukur pada nilai wajar atau nilai wajar ditambah/dikurangi biaya dan pendapatan transaksi. Pada saat pengakuan awal, nilai wajar pembiayaan konsumen merupakan jumlah piutang dikurangi pendapatan yang ditangguhkan.

Selanjutnya, piutang pembiayaan konsumen diukur dengan biaya perolehan diamortisasi menggunakan metode suku bunga efektif setelah dikurangi dengan pendapatan yang ditangguhkan dan cadangan kerugian penurunan nilai.

Pendapatan pembiayaan konsumen Entitas Anak yang belum diakui merupakan selisih antara jumlah keseluruhan pembayaran angsuran yang akan diterima dari konsumen dan jumlah pokok pembiayaan, yang diakui sebagai penghasilan sepanjang jangka waktu kontrak berdasarkan suatu tarif pengembalian menurut kontrak yang dihitung secara berkala atas nilai investasi bersih terhitung sejak pembiayaan konsumen dilakukan.

Penyelesaian kontrak sebelum masa pembiayaan konsumen berakhir diperlakukan sebagai pembatalan kontrak pembiayaan konsumen dan keuntungan atau kerugian yang timbul diakui sebagai laba/rugi periode berjalan.

Dalam pembiayaan bersama, Entitas Anak berhak menentukan tingkat bunga yang lebih tinggi kepada konsumen dibandingkan dengan tingkat bunga yang ditetapkan dalam perjanjian pembiayaan bersama dengan penyedia fasilitas pembiayaan bersama.

Piutang pembiayaan bersama "without recourse" disajikan di laporan posisi keuangan konsolidasian secara bersih. Pendapatan pembiayaan konsumen dan beban bunga yang terkait dengan pembiayaan bersama "without recourse" disajikan secara bersih sebagai laba/rugi.

**NOTES TO THE CONSOLIDATED FINANCIAL STATEMENTS
31 DECEMBER 2017, 2016, AND 2015
AND FOR THE YEARS ENDED
31 DECEMBER 2017, 2016, AND 2015**
(Expressed in millions of Rupiah, unless otherwise stated)

2. ACCOUNTING POLICIES (continued)

p. Consumer financing receivables (SFAS 55)

The Subsidiary' consumer financing receivables are classified as loans and receivables. Refer to Note 2f for the accounting policy of loans and receivables.

Consumer financing receivables are initially measured at fair value or fair value plus/minus transaction costs and income. At initial recognition, the fair value of consumer financing receivable represents the receivable deducted by unearned income.

Subsequently, consumer financing receivables is measured at amortised cost using the effective interest rate method net of unearned income on consumer financing and allowance for impairment losses.

The Subsidiary' unearned consumer financing income is the difference between total installments to be received from customers and total financing which is recognised as earned income over the term of the contract based on a contract rate of return on the net investment commencing at the time the consumer financing is executed.

Early termination is treated as a cancellation of an existing contract and the resulting gain or loss is charged as current period profit/loss.

For joint financing agreements, the Subsidiary has the right to set higher interest rate to the consumer than stated in the joint financing agreement with the joint financing provider.

Joint financing receivables without recourse are presented on a net basis in the consolidated statement of financial position. Consumer financing income and interest expenses related to joint financing without recourse are presented on a net basis as profit/loss.

**PT BANK CIMB NIAGA Tbk
DAN ENTITAS ANAK/AND SUBSIDIARY**

**CATATAN ATAS LAPORAN KEUANGAN KONSOLIDASIAN
31 DESEMBER 2017, 2016, DAN 2015
SERTA TAHUN-TAHUN YANG BERAKHIR
31 DESEMBER 2017, 2016, DAN 2015**
(Dinyatakan dalam jutaan Rupiah, kecuali dinyatakan lain)

2. KEBIJAKAN AKUNTANSI (lanjutan)

**p. Piutang pembiayaan konsumen (PSAK 55)
(lanjutan)**

Jaminan kendaraan yang dikuasai kembali oleh Entitas Anak dinyatakan berdasarkan nilai terendah antara nilai tercatat piutang pembiayaan konsumen atau nilai realisasi bersih. Selisih antara nilai tercatat dan nilai realisasi bersih dicatat sebagai cadangan kerugian penurunan nilai dan dibebankan sebagai laba/rugi. Dalam upaya penyelesaian piutang, konsumen memberi kuasa kepada Entitas Anak untuk menjual kendaraan ataupun melakukan tindakan lainnya bila terjadi wanprestasi terhadap perjanjian pembiayaan. Jika harga jual jaminan kendaraan lebih rendah dibandingkan dengan nilai saldo piutang pembiayaan, maka selisih tersebut dibebankan sebagai laba/rugi. Apabila harga jual jaminan kendaraan lebih tinggi dibandingkan dengan nilai saldo piutang pembiayaan, maka selisih tersebut akan dikembalikan kepada konsumen.

q. Piutang sewa pembiayaan (PSAK 55)

Piutang sewa pembiayaan Entitas Anak diklasifikasikan sebagai kredit yang diberikan dan piutang. Lihat Catatan 2f untuk kebijakan akuntansi atas kredit yang diberikan dan piutang.

Pada saat pengakuan awal, piutang sewa pembiayaan diukur pada nilai wajar atau nilai wajar ditambah/dikurangi biaya dan pendapatan transaksi. Selanjutnya, piutang sewa pembiayaan diukur dengan biaya perolehan diamortisasi menggunakan metode suku bunga efektif. Pendapatan sewa pembiayaan yang belum diakui merupakan selisih antara jumlah keseluruhan pembayaran angsuran yang akan diterima dengan jumlah pokok pembiayaan yang akan diakui sebagai penghasilan sesuai dengan jangka waktu kontrak dengan menggunakan metode tingkat suku bunga efektif.

Kontrak sewa pembiayaan yang dilakukan Entitas Anak dikategorikan sebagai 'direct financing lease' dan pendapatan sewa pembiayaan tersebut dilaporkan menurut metode pembiayaan. Dengan metode ini, kelebihan dari piutang sewa pembiayaan dan nilai sisa yang terjamin atas harga perolehan aset yang bersangkutan dicatat sebagai pendapatan sewa pembiayaan yang ditangguhkan, yang akan diakui sebagai pendapatan sesuai dengan jangka waktu kontrak sewa pembiayaan berdasarkan suatu tarif pengembalian konstan berkala atas nilai investasi bersih terhitung sejak sewa pembiayaan tersebut ditandatangani.

**NOTES TO THE CONSOLIDATED FINANCIAL STATEMENTS
31 DECEMBER 2017, 2016, AND 2015
AND FOR THE YEARS ENDED
31 DECEMBER 2017, 2016, AND 2015**
(Expressed in millions of Rupiah, unless otherwise stated)

2. ACCOUNTING POLICIES (continued)

**p. Consumer financing receivables (SFAS 55)
(continued)**

Net realisable value of repossessed vehicle obtained by the subsidiary are stated at the lower of related consumer financing receivables' carrying value or net realisable value of the repossessed assets. The difference between the carrying value and net realisable value is recorded as allowance for impairment losses and is charged as profit/loss. In case of default, the consumer gives the right to the Subsidiary to sell repossessed assets or take any other actions to settle the outstanding consumer financing receivables. If the sale price of the repossessed vehicles is lower compared to the consumer financing receivable, then the difference is charged as profit/loss. If the sale price of the repossessed vehicles is higher compared to the consumer financing receivable, then the difference will be paid back to the consumers.

q. Financing lease receivables (SFAS 55)

The Subsidiary' financing lease receivables are classified as loans and receivables. Refer to Note 2f for the accounting policy of loans and receivables.

Financing lease receivables are initially measured at fair value or fair value plus/minus transaction costs and transaction income. Subsequently, financing lease receivable is measured at amortised cost using the effective interest rate method. Unearned lease income is the difference between total installments to be received and total financing which is recognised as income over the term of the contract using effective interest rate.

The lease contracts entered into by the Subsidiary are classified as direct financing leases and accordingly lease income is reported under the financing method. Under this method, the excess of gross lease receivables plus guaranteed residual value of the assets is recorded as unearned lease income, which is recognised as lease income over the term of the lease contracts at a constant periodic rate of return on the investment commencing in the month of the lease contract is executed.

**PT BANK CIMB NIAGA Tbk
DAN ENTITAS ANAK/AND SUBSIDIARY**

**CATATAN ATAS LAPORAN KEUANGAN KONSOLIDASIAN
31 DESEMBER 2017, 2016, DAN 2015
SERTA TAHUN-TAHUN YANG BERAKHIR
31 DESEMBER 2017, 2016, DAN 2015**
(Dinyatakan dalam jutaan Rupiah, kecuali dinyatakan lain)

2. KEBIJAKAN AKUNTANSI (lanjutan)

r. Tagihan dan liabilitas akseptasi (PSAK 55)

Tagihan akseptasi diklasifikasikan sebagai kredit yang diberikan dan piutang. Lihat Catatan 2f untuk kebijakan akuntansi atas kredit yang diberikan dan piutang.

Liabilitas akseptasi diklasifikasikan sebagai liabilitas keuangan yang diukur dengan biaya perolehan diamortisasi. Lihat Catatan 2f untuk kebijakan akuntansi atas liabilitas keuangan yang diukur dengan biaya perolehan diamortisasi.

s. Penyertaan (PSAK 15)

Penyertaan pada entitas di mana Bank memiliki saham berhak suara kurang dari 20% dicatat dengan metode biaya.

Dengan metode ini, investasi hanya dinyatakan sebesar biaya perolehan, tanpa dipengaruhi oleh bagian Bank atas laba bersih entitas asosiasi dan dividen kas yang diterima.

Dividen kas yang diterima atas investasi dalam saham diakui sebagai pendapatan.

t. Aset tetap dan penyusutan (PSAK 16)

Pada tanggal 1 Januari 2016, Bank CIMB Niaga melakukan perubahan kebijakan akuntansi atas tanah dan bangunan dari model biaya menjadi model revaluasi.

Tanah dan bangunan disajikan sebesar nilai wajar, dikurangi akumulasi penyusutan untuk bangunan dan akumulasi rugi penurunan nilai (jika ada). Penilaian terhadap tanah dan bangunan dilakukan oleh penilai independen eksternal. Penilaian atas aset tersebut dilakukan secara berkala (setiap 3 - 5 tahun) untuk memastikan bahwa nilai wajar aset yang direvaluasi tidak berbeda secara material dengan nilai tercatatnya. Akumulasi penyusutan pada tanggal revaluasi dieliminasi terhadap nilai tercatat bruto aset dan nilai netonya disajikan kembali sebesar nilai revaluasi aset tetap.

Selisih penilaian kembali aset tetap dikreditkan ke akun "cadangan revaluasi aset tetap" yang disajikan pada bagian ekuitas. Surplus revaluasi aset tetap selanjutnya dialihkan kepada saldo laba saat aset tersebut dihentikan pengakuannya.

**NOTES TO THE CONSOLIDATED FINANCIAL STATEMENTS
31 DECEMBER 2017, 2016, AND 2015
AND FOR THE YEARS ENDED
31 DECEMBER 2017, 2016, AND 2015**
(Expressed in millions of Rupiah, unless otherwise stated)

2. ACCOUNTING POLICIES (continued)

r. Acceptance receivables and payables (SFAS 55)

Acceptance receivables are classified as loans and receivables. Refer to Note 2f for the accounting policy of loans and receivables.

Acceptance payables are classified as financial liabilities at amortised cost. Refer to Note 2f for the accounting policy for financial liabilities are measured at amortised cost.

s. Investments (SFAS 15)

Investment in companies in which the Bank has the voting rights less than 20% are accounted for using the cost method.

Accordingly, the carrying value of investment is not affected by the Bank's share in the net earnings/(losses) of the associates and cash dividend received.

Cash dividend received from investment in shares is recognized as income.

t. Fixed assets and depreciation (SFAS 16)

On 1 January 2016, Bank CIMB Niaga changed its accounting policies of land and buildings from cost model to revaluation model.

Land and buildings are presented at fair value less accumulated depreciation for buildings and accumulated impairment loss (if any). Valuation of land and buildings are performed by certified external independent valuers. Valuations are performed with sufficient regularity (every 3 - 5 years) to ensure that the fair value of revalued asset does not differ materially from its carrying amount. Any accumulated depreciation at the date of revaluation is eliminated against the gross carrying amount of the asset, and the net amount is restated to the revalued amount of the asset.

The difference resulting from the revaluation of such fixed assets is credited to the "reserve on revaluation of fixed asset" account presented in the equity section. The revaluation surplus of fixed assets is transferred directly to retained earnings when the asset is derecognised.

**PT BANK CIMB NIAGA Tbk
DAN ENTITAS ANAK/AND SUBSIDIARY**

**CATATAN ATAS LAPORAN KEUANGAN KONSOLIDASIAN
31 DESEMBER 2017, 2016, DAN 2015
SERTA TAHUN-TAHUN YANG BERAKHIR
31 DESEMBER 2017, 2016, DAN 2015**
(Dinyatakan dalam jutaan Rupiah, kecuali dinyatakan lain)

**NOTES TO THE CONSOLIDATED FINANCIAL STATEMENTS
31 DECEMBER 2017, 2016, AND 2015
AND FOR THE YEARS ENDED
31 DECEMBER 2017, 2016, AND 2015**
(Expressed in millions of Rupiah, unless otherwise stated)

2. KEBIJAKAN AKUNTANSI (lanjutan)

2. ACCOUNTING POLICIES (continued)

t. Aset tetap dan penyusutan (PSAK 16) (lanjutan)

**t. Fixed assets and depreciation (SFAS 16)
(continued)**

Aset tetap, selain tanah dan bangunan, diakui sebesar harga perolehan setelah dikurangi akumulasi penyusutan.

Fixed assets besides land and buildings are recognised at cost less accumulated depreciation.

Harga perolehan mencakup semua pengeluaran yang terkait secara langsung dengan perolehan aset tetap.

Historical cost includes expenditure that is directly attributable to the acquisition of fixed assets.

Tanah tidak disusutkan.

Land is not depreciated.

Penyusutan aset tetap selain tanah dihitung dengan menggunakan metode garis lurus untuk mengalokasikan harga perolehan atau nilai setelah penilaian kembali mencapai nilai sisa sepanjang estimasi masa manfaatnya sebagai berikut:

Depreciation on fixed assets other than land are calculated on the straight-line method to allocate their cost or revalued amount to their residual values over their estimated useful lives as follows:

	<u>Tahun/Years</u>	
Bangunan	20	<i>Buildings</i>
Renovasi bangunan milik sendiri	5	<i>Renovation of owned buildings</i>
Instalasi (listrik, penyejuk udara, telepon, telex)	5	<i>Installations (electricity, air conditioning, telephone, telex)</i>
Perlengkapan dan perabot kantor	5	<i>Office equipment and furniture</i>
Kendaraan bermotor	8	<i>Motor vehicle</i>
Anjungan Tunai Mandiri (ATM)	10	<i>Automatic Teller Machines (ATMs)</i>

Apabila nilai tercatat aset lebih besar dari nilai yang dapat diperoleh kembali, nilai tercatat aset diturunkan menjadi sebesar nilai yang dapat diperoleh kembali, dengan menggunakan nilai tertinggi antara harga jual neto dan nilai pakai.

When the carrying amount of an asset is greater than its estimated recoverable amount, it is written down immediately to its recoverable amount, which is determined as the higher of net selling price or value in use.

Apabila aset tetap tidak digunakan lagi atau dijual, maka nilai perolehan dan akumulasi penyusutannya dihapuskan dari laporan keuangan konsolidasian. Keuntungan atau kerugian yang terjadi, diakui sebagai laba/rugi periode terjadinya.

When assets are retired or disposed, their costs and the related accumulated depreciation are eliminated from the consolidated financial statements. The resulting gains or losses are recognised as related period's profit/loss.

Biaya pemeliharaan dan perbaikan dicatat sebagai beban pada saat terjadinya. Pengeluaran yang memperpanjang masa manfaat aset dikapitalisasi dan disusutkan.

Maintenance and repair cost are charged as an expense when incurred. Expenditure that extends the useful life of assets is capitalised and depreciated.

Aset dalam pembangunan merupakan aset yang masih dalam proses pembangunan dan belum siap untuk digunakan, serta dimaksudkan untuk dipergunakan dalam kegiatan usaha. Aset ini dicatat sebesar biaya yang telah dikeluarkan.

Construction in progress consist of assets that are still in progress of construction and not yet ready for use and are intended to be used in business activity. This account is recorded based on the amount paid.

**PT BANK CIMB NIAGA Tbk
DAN ENTITAS ANAK/AND SUBSIDIARY**

**CATATAN ATAS LAPORAN KEUANGAN KONSOLIDASIAN
31 DESEMBER 2017, 2016, DAN 2015
SERTA TAHUN-TAHUN YANG BERAKHIR
31 DESEMBER 2017, 2016, DAN 2015**
(Dinyatakan dalam jutaan Rupiah, kecuali dinyatakan lain)

2. KEBIJAKAN AKUNTANSI (lanjutan)

u. Aset tidak berwujud (PSAK 19)

Aset tidak berwujud diakui jika, dan hanya jika, biaya perolehan aset tersebut dapat diukur secara andal dan kemungkinan besar Bank akan memperoleh manfaat ekonomis masa depan dari aset tersebut. Aset tidak berwujud terdiri dari perangkat lunak yang dibeli Bank.

Perangkat lunak yang dibeli oleh Bank dicatat sebesar biaya perolehan dikurangi akumulasi amortisasi. Metode amortisasi, estimasi masa manfaat dan nilai residual ditelaah pada setiap akhir tahun pelaporan dan disesuaikan jika dianggap tepat. Masa manfaat perangkat lunak adalah lima hingga lima belas tahun. Metode amortisasi yang digunakan adalah garis lurus.

Tidak terdapat aset tidak berwujud yang tidak dapat diestimasi umur ekonomisnya.

v. Aset yang diambil alih

Aset yang diambil alih (AYDA) adalah aset yang diperoleh Bank CIMB Niaga dan Entitas Anak, baik melalui pelelangan maupun diluar pelelangan berdasarkan penyerahan secara sukarela oleh pemilik agunan atau berdasarkan kuasa untuk menjual diluar lelang dari pemilik agunan dalam hal debitur tidak memenuhi kewajibannya kepada Bank CIMB Niaga dan Entitas Anak. AYDA merupakan jaminan kredit yang diberikan yang telah diambil alih sebagai bagian dari penyelesaian kredit yang diberikan. Bank CIMB Niaga dan Entitas Anak memiliki kebijakan untuk selalu berusaha menjual AYDA untuk menyelesaikan sisa kewajiban debitur.

AYDA diakui sebesar nilai bersih yang dapat direalisasi (*net realisable value*), yaitu nilai wajar agunan setelah dikurangi estimasi biaya pelepasan. Kelebihan saldo kredit yang diberikan yang belum dilunasi oleh peminjam di atas nilai dari AYDA, dibebankan terhadap cadangan kerugian penurunan nilai kredit yang diberikan.

Biaya pemeliharaan atas AYDA yang terjadi setelah pengambilalihan atau akuisisi aset dibebankan sebagai laba/rugi pada saat terjadinya. Keuntungan atau kerugian dari penjualan aset yang diambil alih diakui sebagai laba/rugi periode berjalan.

**NOTES TO THE CONSOLIDATED FINANCIAL STATEMENTS
31 DECEMBER 2017, 2016, AND 2015
AND FOR THE YEARS ENDED
31 DECEMBER 2017, 2016, AND 2015**
(Expressed in millions of Rupiah, unless otherwise stated)

2. ACCOUNTING POLICIES (continued)

u. Intangible Assets (SFAS 19)

Intangible assets are recognized if, and if only when its cost can be measured reliably and it is probable that expected future benefits that are attributable to it will flow to the Bank. Intangible assets consist of computer software that are purchased by the Bank.

Software purchased by the Bank is recorded at cost less accumulated amortization. Amortization method, estimated useful life and residual value is reviewed at end of reporting period and adjusted if necessary. The useful lives of software is between five to fifteen years. The amortisation method used is straight line method.

There are no intangible assets which its economic life can not be estimated.

v. Foreclosed assets

Foreclosed assets represent assets acquired by Bank CIMB Niaga and Subsidiary, both from auction and non-auction based on voluntary transfer by the debtors or based on debtors' approval to sell the collateral where the debtors could not fulfill their obligations to Bank CIMB Niaga and Subsidiary. Foreclosed assets represent loan collateral acquired in settlement of loans. Bank CIMB Niaga and Subsidiary has policy to sell foreclosed assets to settle debtors' liabilities.

Foreclosed assets are recognised at their net realisable value. Net realisable value is the fair value of the foreclosed assets less estimated cost of liquidating the foreclosed assets. Any excess of the loan balance over the value of the foreclosed assets, which is not recoverable from the borrower, is charged to the allowance for impairment losses of loans and receivables.

Holding costs of foreclosed assets subsequent to the foreclosure or acquisition of the assets are charged as current year profit/loss as incurred. Gains or losses from sale of foreclosed assets are charged as current period profit/loss as incurred.

**PT BANK CIMB NIAGA Tbk
DAN ENTITAS ANAK/AND SUBSIDIARY**

**CATATAN ATAS LAPORAN KEUANGAN KONSOLIDASIAN
31 DESEMBER 2017, 2016, DAN 2015
SERTA TAHUN-TAHUN YANG BERAKHIR
31 DESEMBER 2017, 2016, DAN 2015**
(Dinyatakan dalam jutaan Rupiah, kecuali dinyatakan lain)

2. KEBIJAKAN AKUNTANSI (lanjutan)

w. Beban dibayar dimuka dan aset lain-lain (PSAK 55)

Beban dibayar dimuka merupakan pembayaran kepada pihak lain yang telah dilakukan namun belum merupakan beban pada saat pembayaran dilakukan. Beban dibayar dimuka akan digunakan untuk aktivitas Bank CIMB Niaga dan Entitas Anak di masa mendatang. Beban dibayar dimuka akan diakui sebagai beban pada saat diamortisasi sesuai dengan masa manfaatnya.

Termasuk dalam beban dibayar dimuka adalah beban asuransi dan beban sewa ditangguhkan. Beban sewa ditangguhkan merupakan pembayaran dimuka terkait sewa gedung kantor yang diamortisasi selama masa sewa dan dimulai sejak gedung digunakan.

Termasuk di dalam aset lain-lain antara lain adalah jaminan keanggotaan dan uang muka jaminan.

Jaminan keanggotaan dan uang muka jaminan dicatat sebesar harga perolehan dan diamortisasi berdasarkan masa berlakunya.

x. Liabilitas segera (PSAK 55)

Liabilitas segera adalah liabilitas Bank kepada pihak lain yang sifatnya wajib segera dibayarkan sesuai perjanjian yang ditetapkan sebelumnya.

Liabilitas segera disajikan sebesar biaya perolehan yang diamortisasi. Lihat Catatan 2f untuk kebijakan akuntansi atas liabilitas keuangan yang diukur dengan biaya perolehan diamortisasi.

y. Simpanan nasabah dan simpanan dari bank lain (PSAK 55)

Simpanan nasabah adalah dana yang dipercayakan oleh masyarakat (selain bank) kepada Bank CIMB Niaga berdasarkan perjanjian penyimpanan dana. Termasuk dalam pos ini adalah giro, tabungan, deposito berjangka, sertifikat deposito dan bentuk lain yang dapat dipersamakan dengan itu.

Simpanan dari bank lain terdiri dari liabilitas terhadap bank lain, baik di dalam maupun luar negeri, dalam bentuk giro, *interbank call money*, deposito berjangka, dan sertifikat deposito.

Simpanan dari nasabah dan dari bank lain diklasifikasikan sebagai liabilitas keuangan yang diukur dengan biaya perolehan diamortisasi. Lihat Catatan 2f untuk kebijakan akuntansi atas liabilitas keuangan yang diukur dengan biaya perolehan diamortisasi.

**NOTES TO THE CONSOLIDATED FINANCIAL STATEMENTS
31 DECEMBER 2017, 2016, AND 2015
AND FOR THE YEARS ENDED
31 DECEMBER 2017, 2016, AND 2015**
(Expressed in millions of Rupiah, unless otherwise stated)

2. ACCOUNTING POLICIES (continued)

w. Prepaid expenses and other assets (SFAS 55)

Prepaid expenses are payments made to other parties but have not been recognised as expense at the time of payment. Prepaid expenses will be used for Bank CIMB Niaga's and Subsidiary activities in the future. Prepaid expenses are recognised as expenses during the amortisation in accordance with the expected period of benefit.

Included in prepaid expenses are insurance expense and deferred rental cost. Deferred rental cost is advance payment for rent of office building which will be amortised for rental period when building is in use.

Included in other assets are amongst others security and membership deposits.

Security and membership deposits are recorded based on cost and amortised based on the expected period of benefit.

x. Obligations due immediately (SFAS 55)

Obligations due immediately represent Bank liabilities to other parties that immediately paid in accordance with terms of the relevant agreements.

Obligations due immediately are presented at the amortised cost. Refer to Note 2f for the accounting policy for financial liabilities measured at amortised cost.

y. Deposits from customers and deposits from other banks (SFAS 55)

Deposits from customers are the funds placed by customers (excluding banks) with Bank CIMB Niaga based on fund deposit agreements. Included in this account are demand deposits, saving deposits, time deposits, certificates of deposits, and other forms which are similar.

Deposits from other banks represent liabilities to domestic and overseas banks, in the form of demand deposits, inter-bank call money, time deposits, and certificates of deposit.

Deposits from customers and other banks are classified as financial liabilities measured at amortised cost. Refer to Note 2f for the accounting policy for financial liabilities measured at amortised cost.

**PT BANK CIMB NIAGA Tbk
DAN ENTITAS ANAK/AND SUBSIDIARY**

**CATATAN ATAS LAPORAN KEUANGAN KONSOLIDASIAN
31 DESEMBER 2017, 2016, DAN 2015
SERTA TAHUN-TAHUN YANG BERAKHIR
31 DESEMBER 2017, 2016, DAN 2015**
(Dinyatakan dalam jutaan Rupiah, kecuali dinyatakan lain)

**NOTES TO THE CONSOLIDATED FINANCIAL STATEMENTS
31 DECEMBER 2017, 2016, AND 2015
AND FOR THE YEARS ENDED
31 DECEMBER 2017, 2016, AND 2015**
(Expressed in millions of Rupiah, unless otherwise stated)

2. KEBIJAKAN AKUNTANSI (lanjutan)

2. ACCOUNTING POLICIES (continued)

z. Efek-efek yang diterbitkan (PSAK 55)

z. Marketable securities issued (SFAS 55)

Efek-efek yang diterbitkan adalah obligasi yang diterbitkan dan diklasifikasikan sebagai liabilitas keuangan yang diukur dengan biaya perolehan diamortisasi (lihat Catatan 2f untuk kebijakan akuntansi atas liabilitas keuangan yang diukur dengan biaya perolehan diamortisasi).

Marketable securities issued is the issuance of bond which is classified as financial liabilities measured at amortised cost (refer to Note 2f for the accounting policy for financial liabilities at amortised cost).

Biaya transaksi yang timbul sehubungan dengan penerbitan efek-efek dikurangkan dari hasil penerbitan efek-efek bersangkutan. Selisih antara hasil emisi bersih dengan nilai nominal obligasi diakui sebagai diskonto yang diamortisasi selama umur obligasi.

Transaction cost in relation with the marketable securities issued is deducted from the related marketable securities issued. Any difference between bond issuance costs and nominal of bond is recognised as discount and will be amortised based on bond's period.

aa. Pinjaman yang diterima dan pinjaman subordinasi (PSAK 55)

aa. Borrowings and subordinated loans (SFAS 55)

Pinjaman yang diterima termasuk pinjaman yang diterima Entitas Anak dari berbagai bank dan institusi keuangan, termasuk fasilitas *joint financing*. Fasilitas *joint financing with recourse* oleh Entitas Anak disajikan secara *gross*, yaitu sebanyak kredit yang diberikan kepada konsumen dan pinjaman yang diterima dari bank dicatat dalam nilai secara penuh.

Borrowings include borrowings received by Subsidiary from various banks and financial institutions, including joint financing facilities. Joint financing facilities with recourse by Subsidiary are presented gross, i.e. loans granted to customers and borrowings received from banks are recorded at their full amount.

Pada pengukuran awal pinjaman diterima dan pinjaman subordinasi disajikan sebesar nilai wajar dikurangi dengan biaya transaksi yang dapat diatribusikan langsung dengan perolehan/penerbitan pinjaman dan obligasi subordinasi.

Borrowings and subordinated loans are initially presented at fair value less directly attributable transaction costs.

Pinjaman yang diterima dan pinjaman subordinasi diklasifikasikan sebagai liabilitas keuangan yang diukur dengan biaya perolehan diamortisasi (lihat Catatan 2f untuk kebijakan akuntansi atas liabilitas keuangan yang diukur dengan biaya perolehan diamortisasi).

Borrowings and subordinated loans are classified as financial liabilities measured at amortised cost (refer to Note 2f for the accounting policy for financial liabilities measured at amortised cost).

ab. Pendapatan dan beban bunga (PSAK 55)

ab. Interest income and expense (SFAS 55)

Pendapatan dan beban bunga untuk semua instrumen keuangan dengan *interest bearing* dicatat dalam pendapatan bunga dan beban bunga menggunakan metode suku bunga efektif.

Interest income and expense for all interest bearing financial instruments are recorded within interest income and interest expense using the effective interest rate method.

Metode suku bunga efektif adalah metode yang digunakan untuk menghitung biaya perolehan diamortisasi dari aset keuangan atau liabilitas keuangan dan metode untuk mengalokasikan pendapatan bunga atau beban bunga selama periode yang relevan.

The effective interest rate method is a method of calculating the amortised cost of a financial asset or a financial liability and method of allocating the interest income or interest expense over the relevant period.

**PT BANK CIMB NIAGA Tbk
DAN ENTITAS ANAK/AND SUBSIDIARY**

**CATATAN ATAS LAPORAN KEUANGAN KONSOLIDASIAN
31 DESEMBER 2017, 2016, DAN 2015
SERTA TAHUN-TAHUN YANG BERAKHIR
31 DESEMBER 2017, 2016, DAN 2015**
(Dinyatakan dalam jutaan Rupiah, kecuali dinyatakan lain)

2. KEBIJAKAN AKUNTANSI (lanjutan)

ab. Pendapatan dan beban bunga (PSAK 55) (lanjutan)

Suku bunga efektif adalah suku bunga yang secara tepat mendiskontokan estimasi pembayaran atau penerimaan kas di masa datang selama perkiraan umur dari instrumen keuangan, atau bilamana tepat, digunakan periode yang lebih singkat untuk memperoleh nilai tercatat bersih dari aset keuangan atau liabilitas keuangan. Pada saat menghitung suku bunga efektif, Bank dan Entitas Anak mengestimasi arus kas dengan mempertimbangkan seluruh persyaratan kontraktual dalam instrumen keuangan tersebut seperti pelunasan dipercepat, opsi beli (*call option*), dan opsi serupa lainnya, namun tidak mempertimbangkan kerugian kredit di masa datang. Perhitungan ini mencakup seluruh komisi, provisi, dan bentuk lain yang dibayarkan atau diterima oleh para pihak dalam kontrak yang merupakan bagian tak terpisahkan dari suku bunga efektif, biaya transaksi, dan seluruh premi atau diskon lainnya.

Jika aset keuangan atau kelompok aset keuangan serupa telah diturunkan nilainya sebagai akibat kerugian penurunan nilai, maka pendapatan bunga yang diperoleh setelahnya diakui atas bagian aset keuangan yang tidak mengalami penurunan nilai, berdasarkan suku bunga yang digunakan untuk mendiskonto arus kas masa datang dalam menghitung kerugian penurunan nilai.

Pendapatan bunga dan beban bunga diakui berdasarkan metode suku bunga efektif.

Pendapatan bunga atas kredit yang diberikan atau aset produktif lainnya yang diklasifikasikan sebagai bermasalah diakui pada saat pendapatan tersebut diterima. Pada saat aset keuangan diklasifikasikan sebagai bermasalah, bunga yang telah diakui tetapi belum akan dibatalkan pengakuannya. Selanjutnya bunga yang dibatalkan tersebut diakui sebagai tagihan kontinjensi.

Pendapatan syariah terdiri dari keuntungan *murabahah*, pendapatan *ijarah muntahiyah bittamlik* bagi hasil pembiayaan *mudharabah* dan *musyarakah* serta pendapatan *qardh*.

**NOTES TO THE CONSOLIDATED FINANCIAL STATEMENTS
31 DECEMBER 2017, 2016, AND 2015
AND FOR THE YEARS ENDED
31 DECEMBER 2017, 2016, AND 2015**
(Expressed in millions of Rupiah, unless otherwise stated)

2. ACCOUNTING POLICIES (continued)

ab. Interest income and expense (SFAS 55) (continued)

The effective interest rate is the rate that exactly discounts estimated future cash payments or receipts through the expected life of the financial instrument or, when appropriate, a shorter period to the net carrying amount of the financial asset or financial liability. When calculating the effective interest rate, Bank and Subsidiary estimates cash flows considering all contractual terms of the financial instrument for example, prepayment options, call option, and other similar options, but does not consider future credit losses. The calculation includes all fees, commissions, and other fees paid or received between parties to the contract that are an integral part of the effective interest rate, transaction costs, and all other premiums or discounts.

Once a financial asset or a group of similar financial assets has been written impaired down as a result of an impairment loss, interest income is recognised on the unimpaired portion using the rate of interest used to discount the future cash flows for the purpose of measuring the impairment loss.

Interest income and expense are recognised using effective interest rate method.

Interest income on loans or other earning assets that classified as non-performing is recognised at the time the interest is received. When a financial asset is classified as non-performing, any interest income previously recognised but not yet collected is reversed against interest income. The reversed interest income is recognised as a contingent receivable.

*Share income represents profit from *murabahah*, *ijarah muntahiyah bittamlik*, *mudharabah* and *musyarakah* financing profit sharing income and *qardh* income.*

**PT BANK CIMB NIAGA Tbk
DAN ENTITAS ANAK/AND SUBSIDIARY**

**CATATAN ATAS LAPORAN KEUANGAN KONSOLIDASIAN
31 DESEMBER 2017, 2016, DAN 2015
SERTA TAHUN-TAHUN YANG BERAKHIR
31 DESEMBER 2017, 2016, DAN 2015**
(Dinyatakan dalam jutaan Rupiah, kecuali dinyatakan lain)

**NOTES TO THE CONSOLIDATED FINANCIAL STATEMENTS
31 DECEMBER 2017, 2016, AND 2015
AND FOR THE YEARS ENDED
31 DECEMBER 2017, 2016, AND 2015**
(Expressed in millions of Rupiah, unless otherwise stated)

2. KEBIJAKAN AKUNTANSI (lanjutan)

2. ACCOUNTING POLICIES (continued)

ab. Pendapatan dan beban bunga (PSAK 55) (lanjutan)

ab. Interest income and expense (SFAS 55) (continued)

Keuntungan *murabahah* dan pendapatan *ijarah muntahiyah bittamlik* diakui selama periode akad berdasarkan konsep akrual. Pendapatan bagi hasil pembiayaan *mudharabah* dan *musyarakah* diakui pada saat diterima atau dalam periode terjadinya hak bagi hasil sesuai porsi bagi hasil (*nisbah*) yang disepakati. Pendapatan dari *qardh* diakui pada saat diterima.

Murabahah and ijarah muntahiyah bittamlik income is recognised over the period of the agreement based on accrual basis. Mudharabah and musyarakah income is recognised when cash is received or in a period where the right of revenue sharing is due based on agreed option. Qardh income is recognised upon receipt.

Hak pihak ketiga atas bagi hasil milik nasabah didasarkan pada prinsip *mudharabah*. Pendapatan yang dibagikan adalah pendapatan yang telah diterima. Pembagian laba dilakukan berdasarkan prinsip bagi hasil yaitu dihitung dari pendapatan yang diterima berupa laba bruto (*gross profit margin*).

Third parties share on the return of fund owner's share is based on the principle of Mudharabah. The profit sharing is determined on a cash basis. Distribution of profit sharing is based on profit sharing principle which calculated from the UUS's gross profit.

ac. Pendapatan provisi dan komisi (PSAK 23)

ac. Fees and commissions income (SFAS 23)

Provisi dan komisi yang berkaitan langsung dengan kegiatan pemberian kredit diakui sebagai bagian/(pengurang) dari biaya perolehan kredit dan akan diakui sebagai pendapatan bunga dengan cara diamortisasi berdasarkan metode suku bunga efektif.

Fees and commissions income directly related to lending activities, are recognised as a part/(deduction) of credit acquisition cost and will be recognised as interest income by amortising the carrying value of loan with effective interest rate method.

Pendapatan provisi dan komisi yang tidak berkaitan dengan kegiatan pemberian kredit atas suatu jangka waktu diakui sebagai pendapatan pada saat terjadinya transaksi sebagai pendapatan operasional lainnya.

Fees and commissions income which are not related to lending activities on a specific period are recognised as revenues on the transaction date as other operating income.

ad. Pendapatan dan beban operasional lainnya (PSAK 23)

ad. Other operating income and expenses (SFAS 23)

Beban tenaga kerja

Personnel expenses

Beban tenaga kerja meliputi beban berupa gaji karyawan, bonus, lembur, tunjangan, dan pelatihan.

Personnel expenses include expenses related with salaries for employees, bonuses, overtime, allowances, and training.

Beban umum dan administrasi

General and administrative expenses

Beban umum dan administrasi merupakan beban yang timbul sehubungan dengan aktivitas kantor dan operasional Bank CIMB Niaga dan Entitas Anak.

General and administrative expenses represent expenses which related to office activities and Bank CIMB Niaga and Subsidiary' operational activities.

Seluruh pendapatan dan beban yang terjadi dibebankan sebagai laba/rugi pada saat terjadinya.

All of these income and expenses are recorded as profit/loss when incurred.

**PT BANK CIMB NIAGA Tbk
DAN ENTITAS ANAK/AND SUBSIDIARY**

**CATATAN ATAS LAPORAN KEUANGAN KONSOLIDASIAN
31 DESEMBER 2017, 2016, DAN 2015
SERTA TAHUN-TAHUN YANG BERAKHIR
31 DESEMBER 2017, 2016, DAN 2015**
(Dinyatakan dalam jutaan Rupiah, kecuali dinyatakan lain)

2. KEBIJAKAN AKUNTANSI (lanjutan)

ae. Perpajakan (PSAK 46)

Beban pajak terdiri dari pajak kini dan pajak tangguhan. Pajak diakui dalam laporan laba rugi konsolidasian, kecuali jika pajak tersebut terkait dengan transaksi atau kejadian yang diakui ke pendapatan komprehensif lain atau langsung diakui ke ekuitas. Dalam hal ini, pajak tersebut masing-masing diakui dalam pendapatan komprehensif lain atau ekuitas.

Bank dan Entitas Anak mengevaluasi secara periodik implementasi terhadap peraturan perpajakan yang berlaku terutama yang memerlukan interpretasi lebih lanjut mengenai pelaksanaannya termasuk juga evaluasi terhadap surat ketetapan pajak yang diterima dari kantor pajak. Jika perlu, manajemen menentukan provisi berdasarkan jumlah yang diharapkan akan dibayar kepada otoritas pajak.

Pajak penghasilan tangguhan disajikan dengan menggunakan metode *balance sheet* liabilitas. Pajak penghasilan tangguhan timbul akibat perbedaan temporer antara aset dan liabilitas menurut ketentuan-ketentuan pajak dengan nilai tercatat aset dan liabilitas dalam laporan keuangan konsolidasian. Tarif pajak yang berlaku atau yang secara substansial telah berlaku digunakan dalam menentukan besarnya jumlah pajak penghasilan tangguhan.

Aset pajak tangguhan diakui apabila terdapat kemungkinan besar bahwa jumlah laba fiskal di masa mendatang akan memadai untuk mengkompensasi perbedaan temporer yang menimbulkan aset pajak tangguhan tersebut.

Koreksi terhadap liabilitas perpajakan dicatat pada saat diterimanya surat ketetapan, atau apabila dilakukan banding, ketika hasil banding sudah ditetapkan.

Taksiran pajak penghasilan Bank dan Entitas Anak dihitung untuk masing-masing perusahaan sebagai badan hukum terpisah. Aset pajak kini (*current tax assets*) dan liabilitas pajak kini (*current tax liabilities*) untuk badan hukum yang berbeda tidak disalinghapuskan dalam laporan keuangan konsolidasian. Utang pajak penghasilan badan dan utang pajak lainnya Bank dan Entitas Anak disajikan sebagai "Utang pajak" di laporan posisi keuangan konsolidasian. Aset pajak tangguhan disajikan bersih setelah dikurangi dengan liabilitas pajak tangguhan di laporan posisi keuangan konsolidasian.

**NOTES TO THE CONSOLIDATED FINANCIAL STATEMENTS
31 DECEMBER 2017, 2016, AND 2015
AND FOR THE YEARS ENDED
31 DECEMBER 2017, 2016, AND 2015**
(Expressed in millions of Rupiah, unless otherwise stated)

2. ACCOUNTING POLICIES (continued)

ae. Taxation (SFAS 46)

The tax expense comprises current and deferred tax. Tax is recognised in the consolidated statement of income, except to the extent that it relates to items recognised in other comprehensive income or directly in equity. In this case, the tax is also recognised in other comprehensive income or directly in equity, respectively.

The Bank periodically evaluates the implementation of prevailing tax regulations especially those that are subject to further interpretation on its implementation, including evaluation on tax assessment letters received from tax authorities. It establishes provisions where appropriate on the basis of amounts expected to be paid to the tax authorities.

Deferred income tax is provided, using the balance sheet liability method. Deferred income tax on temporary differences arising between the tax base of assets and liabilities and their carrying amounts in the consolidated financial statements. Currently enacted or substantially enacted tax rates are used in the determination of deferred income tax.

Deferred tax assets are recognised to the extent that it is probable that future taxable profit will be available against which the temporary differences can be utilised.

Corrections to taxation obligations are recorded when an assessment letter is received, or if appealed against, when the results of the appeal have been determined.

The estimated corporate income tax of the Bank and Subsidiary is calculated for each company as a separate legal entity. Current tax assets and current tax liabilities for different legal entities can not be set-off in the consolidated financial statements. Corporate tax payables and other tax payables of the Bank and Subsidiary are presented as "Taxes payable" in the consolidated statement of financial position. Deferred tax assets are presented net of deferred tax liabilities in the consolidated statements of financial position.

**PT BANK CIMB NIAGA Tbk
DAN ENTITAS ANAK/AND SUBSIDIARY**

**CATATAN ATAS LAPORAN KEUANGAN KONSOLIDASIAN
31 DESEMBER 2017, 2016, DAN 2015
SERTA TAHUN-TAHUN YANG BERAKHIR
31 DESEMBER 2017, 2016, DAN 2015**
(Dinyatakan dalam jutaan Rupiah, kecuali dinyatakan lain)

2. KEBIJAKAN AKUNTANSI (lanjutan)

af. Imbalan kerja (PSAK 24)

Liabilitas pensiun

Bank CIMB Niaga dan Entitas Anak memiliki program-program pensiun sesuai dengan peraturan dan perundang-undangan yang berhubungan dengan ketenagakerjaan atau kebijakan yang ditetapkan oleh Bank CIMB Niaga dan Entitas Anak. Program-program ini pada umumnya didanai melalui pembayaran kepada pengelola dana pensiun yang besarnya ditentukan dalam perhitungan aktuarial yang dilakukan secara berkala.

Bank CIMB Niaga dan Entitas Anak harus menyediakan program pensiun dengan jumlah minimal tertentu sesuai dengan Undang-Undang (UU) Ketenagakerjaan No. 13/2003. Karena UU Ketenagakerjaan menentukan rumus tertentu untuk menghitung jumlah minimal imbalan pensiun, maka pada dasarnya program pensiun berdasarkan UU Ketenagakerjaan adalah program manfaat pasti. Program pensiun manfaat pasti adalah program pensiun yang menentukan jumlah imbalan pensiun yang akan diberikan, biasanya didasarkan pada satu faktor atau lebih seperti usia, masa kerja atau jumlah kompensasi.

Liabilitas program pensiun imbalan pasti yang diakui di laporan posisi keuangan konsolidasian adalah nilai kini liabilitas imbalan pasti pada tanggal laporan posisi keuangan dikurangi nilai wajar aset program, yang disesuaikan dengan keuntungan/kerugian aktuarial. Liabilitas imbalan pasti dihitung setiap tahun oleh aktuaris independen dengan menggunakan metode *Projected Unit Credit*. Nilai kini liabilitas imbalan pasti ditentukan dengan mendiskontokan estimasi arus kas keluar di masa yang akan datang dengan menggunakan tingkat bunga Obligasi Pemerintah dalam mata uang yang sama dengan mata uang pensiun yang akan dibayarkan dan waktu jatuh tempo yang kurang lebih sama dengan waktu jatuh tempo pensiun yang bersangkutan.

**NOTES TO THE CONSOLIDATED FINANCIAL STATEMENTS
31 DECEMBER 2017, 2016, AND 2015
AND FOR THE YEARS ENDED
31 DECEMBER 2017, 2016, AND 2015**
(Expressed in millions of Rupiah, unless otherwise stated)

2. ACCOUNTING POLICIES (continued)

af. Employee benefits (SFAS 24)

Pension obligations

Bank CIMB Niaga and Subsidiary have pension schemes in accordance with prevailing labor-related laws and regulations of Bank CIMB Niaga and Subsidiary' policies. The schemes are generally funded through payments to trustee-administered funds as determined by periodic actuarial calculations.

Bank CIMB Niaga and Subsidiary are required to provide a minimum amount of pension benefits in accordance with Labor Law No. 13/2003. Since the Labor Law sets the formula for determining the minimum amount of benefits, in substance pension plans under the Labor Law represent defined benefit plans. A defined benefit plan is a pension plan that defines an amount of pension benefit to be provided, usually as a function of one or more factors such as age, years of service or total compensation.

The liability recognised in the consolidated statement of financial position in respect of defined benefit pension plans is the present value of the defined benefit obligation at the statement of financial position's date less the fair value of plan assets, together with adjustments for unrecognised actuarial gains/losses. The defined benefit obligation is calculated annually by independent actuaries using the Projected Unit Credit method. The present value of the defined benefit obligation is determined by discounting the estimated future cash outflows using interest rates of Government Bonds that are denominated in the currency in which the pension will be paid, and that have terms to maturity approximating the terms of the related pension liability.

**PT BANK CIMB NIAGA Tbk
DAN ENTITAS ANAK/AND SUBSIDIARY**

**CATATAN ATAS LAPORAN KEUANGAN KONSOLIDASIAN
31 DESEMBER 2017, 2016, DAN 2015
SERTA TAHUN-TAHUN YANG BERAKHIR
31 DESEMBER 2017, 2016, DAN 2015**
(Dinyatakan dalam jutaan Rupiah, kecuali dinyatakan lain)

2. KEBIJAKAN AKUNTANSI (lanjutan)

af. Imbalan kerja (PSAK 24) (lanjutan)

Liabilitas pensiun (lanjutan)

Keuntungan dan kerugian aktuarial yang timbul dari penyesuaian dan perubahan dalam asumsi-asumsi aktuarial langsung diakui seluruhnya melalui pendapatan komprehensif lainnya pada saat terjadinya. Biaya jasa lalu diakui segera dalam laba rugi.

Keuntungan dan kerugian dari kurtailmen atau penyelesaian program manfaat pasti diakui di laba rugi ketika kurtailmen atau penyelesaian tersebut terjadi.

Kontribusi pegawai tidak berkaitan dengan jumlah tahun jasa sehingga Bank dan Entitas Anak mengakui kontribusi pegawai sebagai pengurang biaya jasa pada periode berjalan.

Liabilitas imbalan pasca-kerja lainnya

Bank CIMB Niaga memberikan imbalan kerja lainnya seperti cuti jangka panjang, *jubilee awards*, uang pisah, uang jasa, dan imbalan lainnya sesuai dengan yang ditentukan dalam Undang-Undang Ketenagakerjaan.

Perkiraan biaya imbalan ini dicadangkan sepanjang masa kerja karyawan. Liabilitas ini dinilai setiap tahun oleh aktuaris independen yang berkompeten.

Pesangon pemutusan kontrak kerja

Pesangon pemutusan kontrak terhutang ketika karyawan diberhentikan sebelum usia pensiun normal.

Bank CIMB Niaga dan Entitas Anak mengakui pesangon pemutusan kontrak kerja ketika Bank CIMB Niaga dan Entitas Anak menunjukkan komitmennya untuk memutuskan hubungan kerja dengan karyawan berdasarkan suatu rencana formal terperinci yang kecil kemungkinannya untuk dibatalkan. Pesangon yang akan dibayarkan dalam waktu lebih dari 12 (dua belas) bulan setelah tanggal laporan posisi keuangan didiskontokan untuk mencerminkan nilai kini.

**NOTES TO THE CONSOLIDATED FINANCIAL STATEMENTS
31 DECEMBER 2017, 2016, AND 2015
AND FOR THE YEARS ENDED
31 DECEMBER 2017, 2016, AND 2015**
(Expressed in millions of Rupiah, unless otherwise stated)

2. ACCOUNTING POLICIES (continued)

af. Employee benefits (SFAS 24) (continued)

Pension obligations (continued)

Actuarial gain and losses arising from experience adjustments and changes in actuarial assumption charged or credited to equity in other comprehensive income in the period in which they arise. Past-service cost are recognised immediately in profit or loss.

Gains or losses on the curtailment or settlement of a defined benefit plan are recognised in profit or loss when the curtailment or settlement occurs.

Employee's contribution does not relate to years of service and therefore the Bank and Subsidiary recognise the employee's contribution as deduction to the service cost in the current period.

Other post-retirement obligations

Bank CIMB Niaga provides other benefits such as long service leave, jubilee awards, severance pay, service pay, and other benefits which is determined in compliance with the Labor Law.

The expected costs of these benefits are accrued over the period of employment. These obligations are determined annually by independent qualified actuaries.

Termination benefits

Termination benefits are payable whenever an employee's employment is terminated before the normal retirement age.

Bank CIMB Niaga and Subsidiary recognise termination benefits when it is demonstrably committed to terminate the employment of current employees according to a detailed formal plan which has small probability to withdraw. Benefits, due more than 12 (twelve) months after statement of financial position's date are discounted to present value.

**PT BANK CIMB NIAGA Tbk
DAN ENTITAS ANAK/AND SUBSIDIARY**

**CATATAN ATAS LAPORAN KEUANGAN KONSOLIDASIAN
31 DESEMBER 2017, 2016, DAN 2015
SERTA TAHUN-TAHUN YANG BERAKHIR
31 DESEMBER 2017, 2016, DAN 2015**
(Dinyatakan dalam jutaan Rupiah, kecuali dinyatakan lain)

2. KEBIJAKAN AKUNTANSI (lanjutan)

af. Imbalan kerja (PSAK 24) (lanjutan)

Program saham manajemen dan program kepemilikan saham

Bank CIMB Niaga dan CIMB Group Holdings Berhad memberikan opsi kepada manajemen dan karyawan yang berhak.

Beban program opsi karyawan berbasis saham dan beban program opsi manajemen diukur pada tanggal pemberian kompensasi (*grant date*) berdasarkan nilai wajar dari seluruh opsi yang diberikan yang dihitung dengan menggunakan metode *black-scholes* (lihat Catatan 46 untuk perlakuan akuntansi atas kompensasi berbasis saham ini).

Tantiem

Bank CIMB Niaga mencatat tantiem dengan menggunakan basis akrual dan membebankannya pada laporan laba rugi dan penghasilan komprehensif lain konsolidasian.

ag. Laba per saham (PSAK 56)

Laba per saham dasar dihitung dengan membagi laba bersih dengan rata-rata tertimbang jumlah saham biasa yang beredar pada periode yang bersangkutan.

Laba per saham dilusian dihitung dengan membagi laba bersih dengan rata-rata tertimbang jumlah saham yang beredar ditambah dengan rata-rata tertimbang jumlah saham yang akan diterbitkan atas konversi efek yang berpotensi saham yang bersifat dilutif.

ah. Transaksi dengan pihak berelasi (PSAK 7)

Bank melakukan transaksi dengan pihak berelasi. Sesuai dengan PSAK No. 7 (revisi 2015) tentang "Pengungkapan Pihak-pihak yang Berelasi", yang dimaksud dengan pihak yang berelasi adalah orang atau entitas yang berelasi dengan entitas pelapor sebagai berikut:

- a. Orang atau anggota keluarga terdekatnya berelasi dengan entitas pelapor jika orang tersebut:
 - i. memiliki pengendalian atau pengendalian bersama terhadap entitas pelapor;
 - ii. memiliki pengaruh signifikan terhadap entitas pelapor; atau
 - iii. personal manajemen kunci entitas pelapor atau entitas induk pelapor.

**NOTES TO THE CONSOLIDATED FINANCIAL STATEMENTS
31 DECEMBER 2017, 2016, AND 2015
AND FOR THE YEARS ENDED
31 DECEMBER 2017, 2016, AND 2015**
(Expressed in millions of Rupiah, unless otherwise stated)

2. ACCOUNTING POLICIES (continued)

af. Employee benefits (SFAS 24) (continued)

Management equity scheme and equity ownership plan

Bank CIMB Niaga and CIMB Group Holdings Berhad provided options to eligible management and employees.

Employee stock option program and management option program costs are measured at grant date based on the fair value of the stock options using a *black-scholes* model (refer to Note 46 for the accounting treatment of these share-based payments).

Tantiem

Bank CIMB Niaga records tantiem using the accrual basis and charges it to the consolidated statement of income and other comprehensive income.

ag. Earnings per share (SFAS 56)

Basic earnings per share is computed by dividing net income with the weighted average number of common shares outstanding during the period.

Diluted earnings per share is calculated by dividing net income by the weighted average number of shares outstanding plus the weighted average number of shares outstanding which would be issued on the conversion of the dilutive potential shares.

ah. Transactions with related parties (SFAS 7)

The Bank has transactions with related parties. In accordance with SFAS No.7 (revised 2015) regarding "Related Party Disclosure", the meaning of a related party is a person or entity that is related to a reporting entity as follow:

- a. A person or a close member of that person's family is related to a reporting entity if that person:
 - i. has control or joint control over the reporting entity;
 - ii. has significant influence over the reporting entity; or
 - iii. is member of the key management personnel of the reporting entity or a parent of the reporting

**PT BANK CIMB NIAGA Tbk
DAN ENTITAS ANAK/AND SUBSIDIARY**

**CATATAN ATAS LAPORAN KEUANGAN KONSOLIDASIAN
31 DESEMBER 2017, 2016, DAN 2015
SERTA TAHUN-TAHUN YANG BERAKHIR
31 DESEMBER 2017, 2016, DAN 2015**
(Dinyatakan dalam jutaan Rupiah, kecuali dinyatakan lain)

2. KEBIJAKAN AKUNTANSI (lanjutan)

**ah. Transaksi dengan pihak berelasi (PSAK 7)
(lanjutan)**

- b. Suatu entitas berelasi dengan entitas pelapor jika memenuhi hal-hal sebagai berikut:
- i. entitas dan entitas pelapor adalah anggota dari kelompok usaha yang sama (artinya entitas induk, entitas anak, dan entitas anak berikutnya terkait dengan entitas lain);
 - ii. suatu entitas adalah entitas asosiasi atau ventura bersama bagi entitas lain (atau entitas asosiasi atau ventura bersama yang merupakan anggota suatu kelompok usaha, di mana entitas lain tersebut adalah anggotanya);
 - iii. kedua entitas tersebut adalah ventura bersama dari pihak ketiga yang sama;
 - iv. suatu entitas adalah ventura bersama dari entitas ketiga dan entitas yang lain adalah entitas asosiasi dari entitas ketiga;
 - v. entitas tersebut adalah suatu program imbalan pasca kerja untuk imbalan kerja dari suatu entitas pelapor atau entitas yang terkait dengan entitas pelapor;
 - vi. entitas yang dikendalikan atau dikendalikan bersama oleh orang yang diidentifikasi dalam butir (a);
 - vii. orang yang diidentifikasi, dalam butir (a) (i) memiliki pengaruh signifikan terhadap entitas atau anggota manajemen kunci entitas (atau entitas induk dari entitas); atau
 - viii. entitas, atau bagian dari grup dimana entitas merupakan anggotanya, menyediakan personal manajemen kunci kepada entitas pelapor atau kepada pemegang saham dari entitas pelaporan.

Jenis transaksi dan saldo dengan pihak-pihak berelasi diungkapkan dalam catatan atas laporan keuangan konsolidasian.

ai. Saham treasury

Ketika Bank membeli modal saham ekuitas Bank (saham treasury), imbalan yang dibayar, termasuk biaya tambahan yang secara langsung dapat diatribusikan (dikurangi pajak penghasilan) dikurangkan dari ekuitas yang diatribusikan kepada pemilik ekuitas Bank sampai saham tersebut dibatalkan atau diterbitkan kembali.

Ketika saham tersebut selanjutnya diterbitkan kembali, imbalan yang diterima, dikurangi biaya tambahan transaksi yang terkait dan dampak pajak penghasilan yang terkait dimasukkan pada ekuitas yang dapat diatribusikan kepada pemilik ekuitas Bank.

**NOTES TO THE CONSOLIDATED FINANCIAL STATEMENTS
31 DECEMBER 2017, 2016, AND 2015
AND FOR THE YEARS ENDED
31 DECEMBER 2017, 2016, AND 2015**
(Expressed in millions of Rupiah, unless otherwise stated)

2. ACCOUNTING POLICIES (continued)

**ah. Transactions with related parties (SFAS 7)
(continued)**

- b. An entity is related to a reporting entity if any of the following conditions applies:
- i. the entity and the reporting entity are member of the same the company (which means that each parent, subsidiary, and fellow subsidiary is related to the others);
 - ii. one entity is an associate or joint venture of the other entity (or an associate or joint venture of member of a company of which the other entity is a member);
 - iii. both entities are joint ventures of the same third party;
 - iv. one entity is a joint venture of a third entity and the other entity is an associate of the third entity;
 - v. the entity is a post-employment benefit plan for the benefit of employees of either the reporting entity or an entity related to the reporting entity;
 - vi. the entity controlled or jointly controlled by a person identified in (a);
 - vii. a person identified in (a) (i) has significant influence over the entity or is a member of the key management personel of the entity (or of a parent of the entity); or
 - viii. the entity, or any member of a group of which it is a part, provides key management personnel services to the reporting entity or to the parent of the reporting entity.

The nature of transactions and balances of accounts with related parties are disclosed in the notes to the consolidated financial statements.

ai. Treasury shares

When any Bank purchases the Bank's equity share capital (treasury shares), the consideration paid, including any directly attributable incremental cost (net of income taxes) is deducted from equity attributable to the Bank's equity holders until the shares are cancelled or reissued.

Where such ordinary shares are subsequently reissued, any consideration received, net of any directly attributable incremental transaction costs and the related income tax effects, is included in equity attributable to the Bank's equity holders

**PT BANK CIMB NIAGA Tbk
DAN ENTITAS ANAK/AND SUBSIDIARY**

**CATATAN ATAS LAPORAN KEUANGAN KONSOLIDASIAN
31 DESEMBER 2017, 2016, DAN 2015
SERTA TAHUN-TAHUN YANG BERAKHIR
31 DESEMBER 2017, 2016, DAN 2015**
(Dinyatakan dalam jutaan Rupiah, kecuali dinyatakan lain)

2. KEBIJAKAN AKUNTANSI (lanjutan)

aj. Pelaporan segmen (PSAK 5)

Sebuah segmen operasi adalah suatu komponen dari entitas:

- a. yang terlibat dalam aktivitas bisnis yang memperoleh pendapatan dan menimbulkan beban (termasuk pendapatan dan beban yang terkait dengan transaksi dengan komponen lain dari entitas yang sama);
- b. hasil operasinya dikaji ulang secara reguler oleh kepala operasional untuk membuat keputusan tentang sumber daya yang dialokasikan pada segmen tersebut dan menilai kinerjanya; dan
- c. tersedia informasi keuangan yang dapat dipisahkan.

Bank CIMB Niaga menyajikan segmen operasi berdasarkan informasi yang disiapkan secara internal untuk pengambil keputusan operasional. Berdasarkan PSAK 5 (Revisi 2014), sebuah segmen usaha adalah sekelompok aset dan operasi yang menyediakan barang atau jasa yang memiliki risiko serta tingkat pengembalian yang berbeda dengan segmen usaha lainnya.

Sebuah segmen geografis menyediakan jasa di dalam lingkungan ekonomi tertentu yang memiliki risiko serta tingkat pengembalian yang berbeda dengan segmen operasi lainnya yang berada dalam lingkungan ekonomi lain. Bank CIMB Niaga melaporkan segmen sekunder berdasarkan daerah Jakarta, Jawa Barat, Jawa Tengah, Jawa Timur, Indonesia Timur, dan Sumatera.

3. PENGGUNAAN ESTIMASI DAN PERTIMBANGAN AKUNTANSI YANG PENTING

Beberapa estimasi dan asumsi dibuat dalam rangka penyusunan laporan keuangan konsolidasian dimana dibutuhkan pertimbangan manajemen dalam menentukan metodologi yang tepat untuk penilaian aset dan liabilitas.

Manajemen membuat estimasi dan asumsi yang berimplikasi pada pelaporan nilai aset dan liabilitas atas tahun keuangan satu tahun kedepan. Semua estimasi dan asumsi yang diharuskan oleh PSAK adalah estimasi terbaik yang didasarkan standar yang berlaku. Estimasi dan pertimbangan dievaluasi secara terus menerus dan berdasarkan pengalaman masa lalu dan faktor-faktor lain termasuk harapan atas kejadian yang akan datang.

**NOTES TO THE CONSOLIDATED FINANCIAL STATEMENTS
31 DECEMBER 2017, 2016, AND 2015
AND FOR THE YEARS ENDED
31 DECEMBER 2017, 2016, AND 2015**
(Expressed in millions of Rupiah, unless otherwise stated)

2. ACCOUNTING POLICIES (continued)

aj. Segment reporting (SFAS 5)

An operating segment is a component of entity which:

- a. *involves with business activities to generate income and expenses (include income and expenses relating to the transactions with other components with the same entity);*
- b. *operations result is observed regularly by chief decision maker to make decisions regarding the allocation of resources and to evaluate the works; and*
- c. *separated financial information is available.*

Bank CIMB Niaga presents operating segments based on the information that internally is provided to the chief operating decision maker. Under SFAS 5 (Revised 2014), a business segment is a group of assets and operations engaged in providing products or services that are subject to risks and returns that are difference from those of other business segments.

A geographical segment is engaged in providing services within a particular economic environment that are subject to risks and return that are different from those of segments operating in other economic environments. Bank CIMB Niaga reports the secondary segment information based on Jakarta, West Java, Central Java, East Java, East Indonesia, and Sumatera.

3. USE OF SIGNIFICANT ACCOUNTING ESTIMATES AND JUDGEMENTS

Certain estimates and assumption are made in the presentation of the consolidated financial statements. These often require management judgement in determining the appropriate methodology for valuation of assets and liabilities.

Management makes estimates and assumptions that affect the reported amounts of assets and liabilities within the next financial year. All estimates and assumptions required in conformity with SFAS are best estimates undertaken in accordance with the applicable standard. Estimates and judgements are evaluated on a continuous basis, and are based on past experience and other factors, including expectations with regard to future events.

**PT BANK CIMB NIAGA Tbk
DAN ENTITAS ANAK/AND SUBSIDIARY**

**CATATAN ATAS LAPORAN KEUANGAN KONSOLIDASIAN
31 DESEMBER 2017, 2016, DAN 2015
SERTA TAHUN-TAHUN YANG BERAKHIR
31 DESEMBER 2017, 2016, DAN 2015**
(Dinyatakan dalam jutaan Rupiah, kecuali dinyatakan lain)

**3. PENGGUNAAN ESTIMASI DAN PERTIMBANGAN
AKUNTANSI YANG PENTING (lanjutan)**

Walaupun estimasi dan asumsi ini dibuat berdasarkan pengetahuan terbaik manajemen atas kejadian dan tindakan saat ini, hasil yang timbul mungkin berbeda dengan estimasi dan asumsi semula.

a. Cadangan kerugian penurunan nilai aset keuangan

Aset keuangan yang dicatat berdasarkan biaya perolehan diamortisasi dievaluasi penurunan nilainya sesuai dengan Catatan 2h.

Kondisi spesifik penurunan nilai *counterparty* dalam pembentukan cadangan kerugian atas aset keuangan dievaluasi secara individu berdasarkan estimasi terbaik manajemen atas nilai kini arus kas yang diharapkan akan diterima. Dalam mengestimasi arus kas tersebut, manajemen membuat pertimbangan tentang situasi keuangan *counterparty* dan nilai realisasi bersih dari setiap agunan. Setiap aset yang mengalami penurunan nilai dinilai sesuai dengan manfaat yang ada dan strategi penyelesaian serta estimasi arus kas yang diperkirakan dapat diterima disetujui secara independen oleh Manajemen Risiko.

Perhitungan cadangan penurunan nilai kolektif meliputi kerugian kredit yang melekat dalam portofolio aset keuangan dengan karakteristik ekonomi yang sama dan aset keuangan yang tidak signifikan secara individual. Dalam menilai kebutuhan untuk cadangan kolektif, manajemen mempertimbangkan faktor-faktor seperti antara lain kualitas kredit, industri, dan jenis produk.

Guna membuat estimasi cadangan yang diperlukan, asumsi dibuat untuk menentukan kerugian yang melekat dan untuk menentukan parameter input yang diperlukan berdasarkan pengalaman masa lalu dan kondisi ekonomi saat ini.

Keakuratan penyisihan tergantung pada seberapa baik estimasi arus kas masa depan untuk cadangan *counterparty* tertentu dan asumsi model dan parameter yang digunakan dalam menentukan cadangan kolektif.

**NOTES TO THE CONSOLIDATED FINANCIAL STATEMENTS
31 DECEMBER 2017, 2016, AND 2015
AND FOR THE YEARS ENDED
31 DECEMBER 2017, 2016, AND 2015**
(Expressed in millions of Rupiah, unless otherwise stated)

**3. USE OF SIGNIFICANT ACCOUNTING ESTIMATES AND
JUDGEMENTS (continued)**

Although these estimates and assumption are based on management's best knowledge of current events and activities, actual result may differ from those estimates and assumption.

**a. Allowance for impairment losses of financial
assets**

Financial assets accounted for at amortised cost are evaluated for impairment on a basis described in Note 2h.

The specific counterparty conditions in determining impairment amount of the financial assets is evaluated individually and is based upon management's best estimate of the present value of the cash flows that are expected to be received. In estimating these cash flows, management makes judgements about the counterparty's financial situation and the net realizable value of any underlying collateral. Each impaired asset is assessed on its merits and the workout strategy and estimated cash flows considered recoverable are independently approved by the Risk Management.

Collectively assessed impairment allowances cover credit losses inherent in portfolios of financial assets with similar economic characteristics and financial assets that are individually insignificant. In assessing the need for collective allowances, management considers factors such as credit quality, industry, and type of product amongst others.

In order to estimate the required allowance, assumptions are made to define the way inherent losses are modelled and to determine the required input parameters, based on historical experience and current economic conditions.

The accuracy of the allowances depends on how well these estimate future cash flows for specific counterparty allowances and the model assumptions and parameters used in determining collective allowances.

**PT BANK CIMB NIAGA Tbk
DAN ENTITAS ANAK/AND SUBSIDIARY**

**CATATAN ATAS LAPORAN KEUANGAN KONSOLIDASIAN
31 DESEMBER 2017, 2016, DAN 2015
SERTA TAHUN-TAHUN YANG BERAKHIR
31 DESEMBER 2017, 2016, DAN 2015**
(Dinyatakan dalam jutaan Rupiah, kecuali dinyatakan lain)

**3. PENGGUNAAN ESTIMASI DAN PERTIMBANGAN
AKUNTANSI YANG PENTING (lanjutan)**

b. Menentukan nilai wajar instrumen keuangan

Dalam menentukan nilai wajar aset keuangan dan liabilitas yang tidak mempunyai harga pasar, Bank CIMB Niaga menggunakan teknik penilaian seperti yang dijelaskan dalam Catatan 2f untuk instrumen keuangan yang jarang diperdagangkan dan memiliki informasi harga yang terbatas, nilai wajar yang kurang obyektif dan membutuhkan berbagai tingkat penilaian tergantung pada likuiditas, konsentrasi, faktor ketidakpastian pasar, asumsi harga, dan risiko lainnya.

c. Imbalan pensiun

Manfaat pensiun tergantung pada beberapa faktor yang ditentukan dengan dasar aktuarial berdasarkan beberapa asumsi. Asumsi yang digunakan untuk menentukan biaya (penghasilan) pensiun neto mencakup tingkat diskonto. Perubahan asumsi ini akan mempengaruhi jumlah tercatat liabilitas pensiun.

Asumsi yang digunakan dalam menentukan biaya/ (pendapatan) untuk imbalan kerja karyawan antara lain tingkat diskonto, tingkat kenaikan gaji di masa datang, tingkat pengembalian investasi, tingkat pengunduran diri, tingkat mortalita dan lain-lain.

Bank CIMB Niaga dan Entitas Anak menentukan tingkat diskonto yang sesuai pada akhir periode pelaporan, yakni tingkat suku bunga yang harus digunakan untuk menentukan nilai kini arus kas keluar masa depan estimasian yang diharapkan untuk menyelesaikan liabilitas pensiun. Dalam menentukan tingkat suku bunga yang sesuai, Bank CIMB Niaga mempertimbangkan tingkat suku bunga obligasi pemerintah yang didenominasikan dalam mata uang imbalan akan dibayar dan memiliki jangka waktu yang serupa dengan jangka waktu liabilitas pensiun yang terkait.

Tingkat kenaikan gaji per tahun didasarkan pada informasi historis atas tingkat kenaikan gaji sebelumnya, tingkat inflasi dan masa kerja.

Asumsi tingkat mortalitas telah didasarkan pada tabel mortalita terbaru yang dihitung dengan menggunakan metode aktuarial yang diterima secara umum.

Tingkat pengembalian investasi didasarkan pada informasi historis dan proyeksi pasar ke depan.

Asumsi tingkat pengunduran diri didasarkan pada informasi historis.

**NOTES TO THE CONSOLIDATED FINANCIAL STATEMENTS
31 DECEMBER 2017, 2016, AND 2015
AND FOR THE YEARS ENDED
31 DECEMBER 2017, 2016, AND 2015**
(Expressed in millions of Rupiah, unless otherwise stated)

**3. USE OF SIGNIFICANT ACCOUNTING ESTIMATES AND
JUDGEMENTS (continued)**

b. Determining fair values of financial instruments

In determining the fair value for financial assets and financial liabilities for which there is no observable market price, Bank CIMB Niaga uses the valuation techniques as described in Note 2f for financial instruments that are traded infrequently and have a lack of price transparency, less objectivity in fair value and requires varying degrees of judgement depending on liquidity, concentration, uncertainty of market factors, pricing assumptions, and other risks.

c. Pension benefits

The present value of the pension obligations depends on a number of factors that are determined on an actuarial basis using a number of assumptions. The assumptions used in determining the net cost (income) for pensions include the discount rate. Any changes in these assumptions will impact the carrying amount of pension obligations.

The assumptions used in determining the net cost / (income) for employee's benefit included the discount rate, salary increment rate, expected return on investments, resignation rate, mortality rate and others.

Bank CIMB Niaga and Subsidiary determines the appropriate discount rate at the end of each reporting period. This is the interest rate that should be used to determine the present value of estimated future cash outflows expected to be required to settle the pension obligations. In determining the appropriate discount rate, Bank CIMB Niaga considers the interest rates of government bonds that are denominated in the currency in which the benefits will be paid and that have terms to maturity approximating the terms of the related pension obligation.

Annual salary increment rate is determined based on historical information of previous salary increment rate, inflation rate and length of service.

Mortality rate assumption is based on the latest mortality table which is calculated using actuarial method that is generally accepted.

Expected rate of return on investment is based on historical information and future market projections.

Resignation rate assumption is based on historical information.

**PT BANK CIMB NIAGA Tbk
DAN ENTITAS ANAK/AND SUBSIDIARY**

**CATATAN ATAS LAPORAN KEUANGAN KONSOLIDASIAN
31 DESEMBER 2017, 2016, DAN 2015
SERTA TAHUN-TAHUN YANG BERAKHIR
31 DESEMBER 2017, 2016, DAN 2015**
(Dinyatakan dalam jutaan Rupiah, kecuali dinyatakan lain)

**NOTES TO THE CONSOLIDATED FINANCIAL STATEMENTS
31 DECEMBER 2017, 2016, AND 2015
AND FOR THE YEARS ENDED
31 DECEMBER 2017, 2016, AND 2015**
(Expressed in millions of Rupiah, unless otherwise stated)

**3. PENGGUNAAN ESTIMASI DAN PERTIMBANGAN
AKUNTANSI YANG PENTING (lanjutan)**

**3. USE OF SIGNIFICANT ACCOUNTING ESTIMATES AND
JUDGEMENTS (continued)**

d. Pajak penghasilan

d. Income taxes

Pertimbangan signifikan diperlukan dalam menentukan provisi perpajakan.

Significant judgement is required in determining the provision for taxes.

Bank CIMB Niaga dan Entitas Anak menentukan provisi perpajakan berdasarkan estimasi atas kemungkinan adanya tambahan beban pajak. Jika hasil akhir dari hal ini berbeda dengan jumlah yang dicatat semula, maka perbedaan tersebut akan berdampak terhadap laba/rugi.

Bank CIMB Niaga and Subsidiary provides for tax provision based on estimates whether the additional taxes will be due. Where the final tax outcome of these matters is different from the amounts that were initially recorded, such differences will impact the profit/loss.

4. KAS

4. CASH

	<u>2017</u>	<u>2016</u>	<u>2015</u>	
Rupiah	3,434,971	2,798,988	3,651,281	Rupiah
Mata uang asing				Foreign currencies
Dolar Amerika Serikat	254,398	283,575	297,486	United States Dollar
Lain-lain	206,628	179,167	291,239	Others
	<u>3,895,997</u>	<u>3,261,730</u>	<u>4,240,006</u>	

Kas dalam mata uang asing lain-lain terutama terdiri dari Dolar Singapura, Dolar Australia, Euro, dan Saudi Riyal.

Cash in other foreign currencies are mainly denominated in Singapore Dollar, Australian Dollar, Euro, and Saudi Arabian Riyal.

Saldo dalam mata uang Rupiah termasuk uang pada ATM (Anjungan Tunai Mandiri)/CDM (Cash Deposit Machine) berjumlah Rp 562.528 pada tanggal 31 Desember 2017 (2016: Rp 570.526; 2015: Rp 594.734).

The Rupiah balance includes cash in ATMs (Automatic Teller Machines)/CDM (Cash Deposit Machine) amounted to Rp 562,528 as at 31 December 2017 (2016: Rp 570,526; 2015: Rp 594,734).

5. GIRO PADA BANK INDONESIA

5. CURRENT ACCOUNTS WITH BANK INDONESIA

	<u>2017</u>	<u>2016</u>	<u>2015</u>	
Rupiah	8,469,179	10,559,882	11,577,033	Rupiah
Dolar Amerika Serikat	3,053,517	2,785,854	3,028,370	United States Dollar
	<u>11,522,696</u>	<u>13,345,736</u>	<u>14,605,403</u>	

Pada tanggal 31 Desember 2017, di dalam giro pada Bank Indonesia terdapat giro yang didasarkan pada prinsip perbankan syariah sebesar Rp 898.905 (2016: Rp 734.176; 2015: Rp 363.226).

As at 31 December 2017, current accounts with Bank Indonesia include current account based on sharia banking principle amounted to Rp 898,905 (2016: Rp 734,176; 2015: Rp 363,226).

Giro Wajib Minimum (GWM) dalam mata uang Rupiah dan Dolar Amerika Serikat pada tanggal 31 Desember 2017, 2016, dan 2015 adalah:

As at 31 December 2017, 2016, and 2015 the Statutory Reserves in Rupiah and United States Dollar are:

**PT BANK CIMB NIAGA Tbk
DAN ENTITAS ANAK/AND SUBSIDIARY**

**CATATAN ATAS LAPORAN KEUANGAN KONSOLIDASIAN
31 DESEMBER 2017, 2016, DAN 2015
SERTA TAHUN-TAHUN YANG BERAKHIR
31 DESEMBER 2017, 2016, DAN 2015**
(Dinyatakan dalam jutaan Rupiah, kecuali dinyatakan lain)

**NOTES TO THE CONSOLIDATED FINANCIAL STATEMENTS
31 DECEMBER 2017, 2016, AND 2015
AND FOR THE YEARS ENDED
31 DECEMBER 2017, 2016, AND 2015**
(Expressed in millions of Rupiah, unless otherwise stated)

5. GIRO PADA BANK INDONESIA (lanjutan)

**5. CURRENT ACCOUNTS WITH BANK INDONESIA
(continued)**

	2017	2016	2015	
Rupiah				Rupiah
Giro Wajib Minimum Utama	6.74%	6.76%	7.74%	Primary Statutory Reserve
Giro Wajib Minimum Sekunder *)	10.12%	12.05%	8.94%	Secondary Statutory Reserve *)
Giro Wajib Minimum <i>Loan to Funding Ratio</i> **)	0.00%	0.00%	0.00%	Loan to Funding Ratio Statutory Reserve **)
Valuta asing	8.05%	8.33%	8.18%	Foreign currency

*) Tidak termasuk *Excess Reserve*

Excluding *Excess Reserve* *)

**) Berlaku sejak 3 Agustus 2015

Effective since 3 August 2015 **)

GWM Primer adalah simpanan minimum yang wajib dipelihara oleh Bank dalam bentuk saldo Rekening Giro pada Bank Indonesia, sedangkan GWM Sekunder adalah cadangan minimum yang wajib dipelihara oleh Bank berupa Sertifikat Bank Indonesia, Sertifikat Deposito Bank Indonesia, Surat Utang Negara (SUN), dan/atau kelebihan saldo Rekening Giro Rupiah Bank dari GWM Primer dan GWM LFR yang dipelihara di Bank Indonesia.

Primary Statutory Reserve is a minimum reserve that should be maintained by Bank in the current accounts with Bank Indonesia, while Secondary Statutory Reserve is a minimum reserve that should be maintained by Bank which comprises of Bank Indonesia Certificates, Bank Indonesia Deposit Certificates, Government Debenture Debt (SUN), and/or excess reserve of Bank's current accounts from the Primary Statutory Reserve and LFR Statutory Reserve that should be maintained in Bank Indonesia.

Pada tanggal 31 Desember 2017, GWM Bank CIMB Niaga telah sesuai dengan PBI No.19/6/PBI/2017 tanggal 18 April 2017 tentang perubahan kelima atas PBI No.15/15/PBI/2013 tanggal 24 Desember 2013 dan Peraturan Anggota Dewan Gubernur No.19/4/PADG/2017 tanggal 28 April 2017 tentang Giro Wajib Minimum Bank Umum dalam Rupiah dan Valuta Asing bagi Bank Umum Konvensional yang berlaku efektif 1 Juli 2017, dimana GWM Utama, GWM Sekunder, dan GWM LFR masing-masing sebesar 6,5%, 4%, dan 0% serta valuta asing sebesar 8%. GWM Primer dipenuhi secara harian sebesar 5% dan secara rata-rata untuk masa laporan tertentu 1,5%, sedangkan GWM Sekunder dipenuhi secara harian sebesar 4%.

As at 31 December 2017, Bank CIMB Niaga's Minimum Statutory Reserves complies with BI regulation No. 19/6/PBI/2017 dated 18 April 2017 regarding fifth amendment of PBI No.15/15/PBI/2013 dated 24 December 2013 and Governor Members Regulation No.19/4/PADG/2017 dated 28 April 2017 regarding Minimum Statutory Reserves in Rupiah, and foreign currencies for Conventional Commercial Banks which effective since 1 July 2017, with Primary Statutory Reserve, Secondary Statutory Reserves, and Loan to Funding Ratio Statutory Reserves of 6.5%, 4%, and 0%, respectively, and foreign currencies of 8%. Primary Statutory Reserve is fulfilled in daily basis of 5% and in average basis for certain reporting period of 1.5%, while Secondary Statutory Reserve is fulfilled in daily basis of 4%.

Pada tanggal 31 Desember 2016, GWM Bank CIMB Niaga telah sesuai dengan PBI No. 18/14/PBI/2016 tentang perubahan keempat atas PBI No.15/15/PBI/2013 tanggal 24 Desember 2013 tentang GWM Bank Umum dalam Rupiah dan Valuta Asing bagi Bank Umum Konvensional yang berlaku efektif 24 Agustus 2016 dimana GWM Utama, GWM Sekunder, dan GWM LFR masing-masing sebesar 6,5%, 4%, dan 0% serta valuta asing sebesar 8%.

As at 31 December 2016, Bank CIMB Niaga's Minimum Statutory Reserves complies with BI regulation No. 18/14/PBI/2016 regarding fourth amendment of PBI No.15/15/PBI/2013 dated 24 December 2013 regarding Minimum Statutory Reserves in Rupiah, and Foreign Currencies for Conventional Commercial Banks which effective since 24 August 2016 with Primary Statutory Reserve, Secondary Statutory Reserves, and Loan to Funding Ratio Statutory Reserves of 6.5%, 4%, and 0%, respectively, and foreign currencies of 8%.

**PT BANK CIMB NIAGA Tbk
DAN ENTITAS ANAK/AND SUBSIDIARY**

**CATATAN ATAS LAPORAN KEUANGAN KONSOLIDASIAN
31 DESEMBER 2017, 2016, DAN 2015
SERTA TAHUN-TAHUN YANG BERAKHIR
31 DESEMBER 2017, 2016, DAN 2015**
(Dinyatakan dalam jutaan Rupiah, kecuali dinyatakan lain)

**NOTES TO THE CONSOLIDATED FINANCIAL STATEMENTS
31 DECEMBER 2017, 2016, AND 2015
AND FOR THE YEARS ENDED
31 DECEMBER 2017, 2016, AND 2015**
(Expressed in millions of Rupiah, unless otherwise stated)

5. GIRO PADA BANK INDONESIA (lanjutan)

Pada tanggal 31 Desember 2015, GWM Bank CIMB Niaga telah sesuai dengan PBI No. 17/21/PBI/2015 tanggal 26 November 2015 tentang perubahan kedua atas PBI No.15/15/PBI/2013 tanggal 24 Desember 2013 tentang GWM Bank Umum dalam Rupiah dan Valuta Asing bagi Bank Umum Konvensional yang berlaku efektif 1 Desember 2015 dimana GWM Primer, GWM Sekunder, dan GWM LFR masing-masing sebesar 7,5%, 4%, dan 0% serta valuta asing sebesar 8%.

GWM LFR adalah tambahan simpanan minimum yang wajib dipelihara oleh Bank dalam bentuk saldo rekening giro pada Bank Indonesia, jika LFR Bank di bawah minimum LFR target Bank Indonesia (80%) atau jika di atas maksimum LFR target Bank Indonesia (92%) dan Kewajiban Penyediaan Modal Minimum ("KPM") Bank lebih kecil dari KPM Insentif Bank Indonesia sebesar 14%. Giro Wajib Minimum LFR merupakan tambahan GWM yang dihitung berdasarkan selisih antara LFR Bank dengan minimum atau maksimum LFR Target Bank Indonesia. Selisih antara LFR Bank dengan minimum LFR Bank Indonesia dikali 10%, sedangkan selisih antara LFR Bank dengan maksimum LFR Bank Indonesia dikali 20%.

**5. CURRENT ACCOUNTS WITH BANK INDONESIA
(continued)**

As at 31 December 2015, Bank CIMB Niaga's Minimum Statutory Reserves complies with BI regulation No. 17/21/PBI/2015 dated 26 November 2015 regarding second amendment of PBI No.15/15/PBI/2013 dated 24 December 2013 regarding Minimum Statutory Reserves in Rupiah and Foreign Currencies for Conventional Commercial Banks which effective since 1 December 2015 with Primary Statutory Reserves, Secondary Statutory Reserves, and LFR Statutory Reserves of 7.5%, 4%, and 0%, respectively, and foreign currencies of 8%.

The Minimum Statutory Reserve on LFR is the additional reserve that should be maintained by the Bank in the form of current accounts with Bank Indonesia, if the Bank's LFR is below the minimum of LFR targeted by Bank Indonesia (80%) or if the Bank's LFR above the maximum of LFR targeted by Bank Indonesia (92%) and the Capital Adequacy Ratio ("CAR") is below Bank Indonesia requirement of 14%. LFR Reserve is the additional minimum reserve calculated based on difference between Bank's LFR with the minimum or the maximum Bank Indonesia's LFR Target. Difference between Bank's LFR with the minimum Bank Indonesia's LFR target multiply by 10%, whereas difference between the Bank's LFR with the maximum Bank Indonesia's LFR target multiply by 20%.

6. GIRO PADA BANK LAIN

a. Berdasarkan mata uang

	2017	2016	2015
Rupiah	344,194	182,995	341,197
Mata uang asing			
Dolar Amerika Serikat	1,400,343	291,393	482,461
Euro	897,579	90,820	420,665
Dolar Singapura	437,605	300,171	325,977
Yen Jepang	234,877	140,148	135,314
Yuan Cina	63,949	43,264	50,666
Dolar Selandia Baru	55,072	13,028	12,217
Dolar Hongkong	40,237	30,453	16,138
Pound Sterling Inggris	35,344	104,530	34,231
Dolar Australia	32,939	405,765	502,349
Lain-lain	32,128	21,585	26,812
	3,574,267	1,624,152	2,348,027

Termasuk dalam lain-lain adalah mata uang asing dalam Franc Swiss, Ringgit Malaysia, Dolar Kanada, Baht Thailand, dan Saudi Riyal.

6. CURRENT ACCOUNTS WITH OTHER BANKS

a. By currency

Rupiah
Foreign currencies
United States Dollar
Euro
Singapore Dollar
Japanese Yen
China Yuan
New Zealand Dollar
Hongkong Dollar
Great Britain Pound Sterling
Australian Dollar
Others

Included in others are foreign currencies denominated in Swiss Franc, Malaysian Ringgit, Canadian Dollar, Thailand Baht, and Saudi Arabian Riyal.

**PT BANK CIMB NIAGA Tbk
DAN ENTITAS ANAK/AND SUBSIDIARY**

**CATATAN ATAS LAPORAN KEUANGAN KONSOLIDASIAN
31 DESEMBER 2017, 2016, DAN 2015
SERTA TAHUN-TAHUN YANG BERAKHIR
31 DESEMBER 2017, 2016, DAN 2015**
(Dinyatakan dalam jutaan Rupiah, kecuali dinyatakan lain)

**NOTES TO THE CONSOLIDATED FINANCIAL STATEMENTS
31 DECEMBER 2017, 2016, AND 2015
AND FOR THE YEARS ENDED
31 DECEMBER 2017, 2016, AND 2015**
(Expressed in millions of Rupiah, unless otherwise stated)

6. GIRO PADA BANK LAIN (lanjutan)

b. Berdasarkan transaksi dengan pihak berelasi dan pihak ketiga

Pada tanggal 31 Desember 2017, 2016, dan 2015, tidak terdapat giro pada bank lain pada pihak berelasi.

c. Berdasarkan kolektibilitas

Pada tanggal 31 Desember 2017, 2016, dan 2015, seluruh giro pada bank lain digolongkan sebagai Lancar.

d. Cadangan kerugian penurunan nilai

Manajemen berpendapat bahwa tidak terdapat penurunan nilai atas giro pada bank lain sehingga tidak diperlukan cadangan kerugian penurunan nilai.

e. Informasi mengenai jatuh tempo diungkapkan pada Catatan 56.

7. PENEMPATAN PADA BANK LAIN DAN BANK INDONESIA

a. Berdasarkan jenis, mata uang, dan nama bank

	2017	2016	2015
Rupiah			
Fasilitas Simpanan Bank Indonesia (FASBI)			
Bank Indonesia	8,094,946	991,810	332,751
Jumlah Rupiah	<u>8,094,946</u>	<u>991,810</u>	<u>332,751</u>
Mata Uang Asing			
Deposito Berjangka			
Bank Indonesia	4,395,870	2,654,082	4,824,750
	<u>4,395,870</u>	<u>2,654,082</u>	<u>4,824,750</u>
Call Money			
Dolar Amerika Serikat			
Citibank, NY	376,527	138,447	185,331
Bank of New York, NY	303,719	120,148	231,099
Wachovia Bank, NY	143,137	382,619	39,287
Indover Bank	9,514	9,448	9,667
PT Bank Rakyat Indonesia (Persero) Tbk	-	-	137,850
PT Bank Pan Indonesia Tbk	-	-	137,850
	<u>832,897</u>	<u>650,662</u>	<u>741,084</u>
Dolar Singapura			
PT Bank Negara Indonesia (Persero) Tbk	-	139,679	-
	<u>-</u>	<u>139,679</u>	<u>-</u>
Jumlah Mata Uang Asing	<u>5,228,767</u>	<u>3,444,423</u>	<u>5,565,834</u>
	<u>13,323,713</u>	<u>4,436,233</u>	<u>5,898,585</u>
Dikurangi:			
Cadangan kerugian penurunan nilai	(9,514)	(11,928)	(14,917)
	<u>13,314,199</u>	<u>4,424,305</u>	<u>5,883,668</u>

6. CURRENT ACCOUNTS WITH OTHER BANKS (continued)

b. By transactions with related party and third party

As at 31 December 2017, 2016, and 2015, there were no current accounts with other banks with related party.

c. By collectibility

As at 31 December 2017, 2016, and 2015, all current accounts with other banks were classified as Pass.

d. Allowance for impairment losses

Management believes that there is no impaired current account with other banks therefore no allowance for impairment losses is needed.

e. Information in respect of maturities is disclosed in Note 56.

7. PLACEMENT WITH OTHER BANKS AND BANK INDONESIA

a. By type, currency, and bank's name

	Rupiah
Bank Indonesia Deposit Facility (FASBI)	
Bank Indonesia	332,751
Total Rupiah	<u>332,751</u>
Foreign Currency	
Time deposits	
Bank Indonesia	4,824,750
	<u>4,824,750</u>
Call Money	
United States Dollar	
Citibank, NY	185,331
Bank of New York, NY	231,099
Wachovia Bank, NY	39,287
Indover Bank	9,667
PT Bank Rakyat Indonesia (Persero) Tbk	137,850
PT Bank Pan Indonesia Tbk	137,850
	<u>741,084</u>
Singapore Dollar	
PT Bank Negara Indonesia (Persero) Tbk	139,679
	<u>139,679</u>
Total Foreign Currency	<u>5,565,834</u>
	<u>5,898,585</u>
Less:	
Allowance for impairment losses	(14,917)

**PT BANK CIMB NIAGA Tbk
DAN ENTITAS ANAK/AND SUBSIDIARY**

**CATATAN ATAS LAPORAN KEUANGAN KONSOLIDASIAN
31 DESEMBER 2017, 2016, DAN 2015
SERTA TAHUN-TAHUN YANG BERAKHIR
31 DESEMBER 2017, 2016, DAN 2015**
(Dinyatakan dalam jutaan Rupiah, kecuali dinyatakan lain)

**NOTES TO THE CONSOLIDATED FINANCIAL STATEMENTS
31 DECEMBER 2017, 2016, AND 2015
AND FOR THE YEARS ENDED
31 DECEMBER 2017, 2016, AND 2015**
(Expressed in millions of Rupiah, unless otherwise stated)

7. PENEMPATAN PADA BANK LAIN DAN BANK INDONESIA

- b. Pada tanggal 31 Desember 2017, penempatan yang didasarkan pada prinsip perbankan syariah sebesar Rp 3.495.840 (2016: Rp 991.810; 2015: Rp 332.751).
- c. Pada tanggal 31 Desember 2017, terdapat penempatan pada bank lain yang mengalami penurunan nilai yaitu penempatan pada Indover Bank sebesar Rp 9.514 (2016: Rp 9.448; 2015: Rp 9.667).

d. Berdasarkan kolektibilitas

	2017	2016	2015
Lancar	13,314,199	4,426,785	5,888,918
Macet	9,514	9,448	9,667
	<u>13,323,713</u>	<u>4,436,233</u>	<u>5,898,585</u>
Dikurangi:			
Cadangan kerugian penurunan nilai	(9,514)	(11,928)	(14,917)
	<u>13,314,199</u>	<u>4,424,305</u>	<u>5,883,668</u>

e. Berdasarkan transaksi dengan pihak berelasi dan pihak ketiga

Pada tanggal 31 Desember 2017, 2016, dan 2015, tidak terdapat penempatan pada pihak berelasi.

f. Berdasarkan sisa umur jatuh tempo

	2017	2016	2015
≤ 1 bulan	13,323,713	3,444,423	5,898,585
> 1 bulan - 3 bulan	-	991,810	-
	<u>13,323,713</u>	<u>4,436,233</u>	<u>5,898,585</u>
Dikurangi: Cadangan kerugian penurunan nilai	(9,514)	(11,928)	(14,917)
	<u>13,314,199</u>	<u>4,424,305</u>	<u>5,883,668</u>

g. Penempatan pada bank lain yang digunakan sebagai jaminan

Pada tanggal 31 Desember 2017, 2016, dan 2015, tidak terdapat penempatan yang dijamin.

h. Suku bunga rata-rata per tahun

	2017	2016	2015
Rupiah	4.02%	5.10%	5.52%
Mata uang asing	1.14%	0.55%	0.16%

7. PLACEMENT WITH OTHER BANKS AND BANK INDONESIA

- b. As at 31 December 2017, placement on sharia banking principle amounted to Rp 3,495,840 (2016: Rp 991,810; 2015: Rp 332,751).
- c. As at 31 December 2017, there was impaired placement with other bank which is placement in Indover Bank amounted to Rp 9,514 (2016: Rp 9,448; 2015: Rp 9,667).

d. By collectibility

	2017	2016	2015
Lancar	13,314,199	4,426,785	5,888,918
Macet	9,514	9,448	9,667
	<u>13,323,713</u>	<u>4,436,233</u>	<u>5,898,585</u>
Dikurangi:			
Cadangan kerugian penurunan nilai	(9,514)	(11,928)	(14,917)
	<u>13,314,199</u>	<u>4,424,305</u>	<u>5,883,668</u>

e. By transactions with related party and third party

As at 31 December 2017, 2016, and 2015, there was no placement with related party.

f. By remaining period to maturity

	2017	2016	2015
≤ 1 month	13,323,713	3,444,423	5,898,585
> 1 month - 3 months	-	991,810	-
	<u>13,323,713</u>	<u>4,436,233</u>	<u>5,898,585</u>
Dikurangi: Cadangan kerugian penurunan nilai	(9,514)	(11,928)	(14,917)
	<u>13,314,199</u>	<u>4,424,305</u>	<u>5,883,668</u>

g. Placement with other banks pledged as collateral

As at 31 December 2017, 2016, and 2015, there was no placement pledged as collateral.

h. Average annual interest rates

	2017	2016	2015
Rupiah	4.02%	5.10%	5.52%
Foreign currency	1.14%	0.55%	0.16%

**PT BANK CIMB NIAGA Tbk
DAN ENTITAS ANAK/AND SUBSIDIARY**

**CATATAN ATAS LAPORAN KEUANGAN KONSOLIDASIAN
31 DESEMBER 2017, 2016, DAN 2015
SERTA TAHUN-TAHUN YANG BERAKHIR
31 DESEMBER 2017, 2016, DAN 2015**
(Dinyatakan dalam jutaan Rupiah, kecuali dinyatakan lain)

**NOTES TO THE CONSOLIDATED FINANCIAL STATEMENTS
31 DECEMBER 2017, 2016, AND 2015
AND FOR THE YEARS ENDED
31 DECEMBER 2017, 2016, AND 2015**
(Expressed in millions of Rupiah, unless otherwise stated)

**7. PENEMPATAN PADA BANK LAIN DAN BANK
INDONESIA (lanjutan)**

**7. PLACEMENT WITH OTHER BANKS AND BANK
INDONESIA (continued)**

i. Cadangan kerugian penurunan nilai

i. Allowance for impairment losses

Perubahan cadangan kerugian penurunan nilai adalah:

Movements of allowance for impairment losses are as follows:

	2017	2016	2015	
Saldo awal	11,928	14,917	8,685	Beginning balance
(Pemulihan)/pembentukan selama tahun berjalan (lihat Catatan 39)	(2,553)	(2,452)	5,069	(Reversal)/impairment during the year (refer to Note 39)
Selisih kurs penjabaran	139	(537)	1,163	Exchange rates difference
Saldo akhir	9,514	11,928	14,917	Ending balance

Cadangan kerugian penurunan nilai penempatan pada bank lain dan Bank Indonesia dihitung secara kolektif. Evaluasi penurunan nilai secara kolektif dilakukan berdasarkan arus kas kontraktual dan kerugian historis yang pernah dialami atas penempatan yang dimiliki Bank.

The allowance for impairment losses on placement with other banks and Bank Indonesia is calculated based on collective assessment. The collective evaluation of impairment is performed based on historical loss experience for placement which the Bank had.

Manajemen berpendapat bahwa jumlah cadangan kerugian penurunan nilai yang dibentuk telah memadai.

Management believes the allowance for impairment losses is adequate.

8. EFEK-EFEK

8. MARKETABLE SECURITIES

a. Berdasarkan tujuan, jenis, dan mata uang

a. By purpose, type, and currency

	2017	2016	2015	
<u>Dimiliki Hingga Jatuh Tempo</u>				<u>Held-to-maturity</u>
Rupiah				Rupiah
Sertifikat Bank Indonesia	250,000	200,000	500,000	Bank Indonesia Certificates
Premi yang belum diamortisasi	5,893	5,867	20,037	Unamortised premium
Nilai bersih	255,893	205,867	520,037	Net
Obligasi	653,000	658,000	663,000	Bonds
Premi yang belum diamortisasi	2,005	2,703	3,422	Unamortised premium
Nilai bersih	655,005	660,703	666,422	Net
Tagihan wesel ekspor	334,381	16,001	7,177	Bill receivables
Wesel jangka menengah	15,000	15,000	15,000	Medium term notes
Dolar Amerika Serikat				United States Dollar
Tagihan wesel ekspor	46,290	64,976	49,054	Bill receivables
Mata uang asing lainnya				Other Foreign Currencies
Tagihan wesel ekspor	-	-	341	Bill receivables
Jumlah dimiliki hingga jatuh tempo	1,306,569	962,547	1,258,031	Total held-to-maturity

**PT BANK CIMB NIAGA Tbk
DAN ENTITAS ANAK/AND SUBSIDIARY**

**CATATAN ATAS LAPORAN KEUANGAN KONSOLIDASIAN
31 DESEMBER 2017, 2016, DAN 2015
SERTA TAHUN-TAHUN YANG BERAKHIR
31 DESEMBER 2017, 2016, DAN 2015**
(Dinyatakan dalam jutaan Rupiah, kecuali dinyatakan lain)

**NOTES TO THE CONSOLIDATED FINANCIAL STATEMENTS
31 DECEMBER 2017, 2016, AND 2015
AND FOR THE YEARS ENDED
31 DECEMBER 2017, 2016, AND 2015**
(Expressed in millions of Rupiah, unless otherwise stated)

8. EFEK-EFEK (lanjutan)

8. MARKETABLE SECURITIES (continued)

a. Berdasarkan tujuan, jenis, dan mata uang (lanjutan)

a. By purpose, type, and currency (continued)

	2017	2016	2015	
<u>Tersedia untuk dijual</u>				<u>Available-for-sale</u>
Rupiah				Rupiah
Obligasi	6,462,899	5,462,470	6,321,970	Bonds
Keuntungan/(kerugian) yang belum direalisasi atas kenaikan/(penurunan) nilai	56,782	(52,794)	(201,909)	Unrealised gains/(losses) on increase/(decrease) in value
Premi yang belum diamortisasi	78,033	12,937	20,358	Unamortised premium
Nilai bersih	<u>6,597,714</u>	<u>5,422,613</u>	<u>6,140,419</u>	Net
Sertifikat Bank Indonesia	-	1,400,000	1,050,000	Bank Indonesia Certificates
Keuntungan/(kerugian) yang belum direalisasi atas kenaikan/(penurunan) nilai	-	574	(1,396)	Unrealised gains/(losses) on increase/(decrease) in value
Diskonto yang belum diamortisasi	-	(34,566)	(33,001)	Unamortised discount
Nilai bersih	<u>-</u>	<u>1,366,008</u>	<u>1,015,603</u>	Net
Sertifikat Deposito Bank Indonesia	3,866,319	1,000,000	622,000	Bank Indonesia Certificates Deposit
Keuntungan/(kerugian) yang belum direalisasi atas kenaikan/(penurunan) nilai	2,007	(425)	2,992	Unrealised gains/(losses) on increase/(decrease) in value
Diskonto yang belum diamortisasi	(68,410)	(11,687)	(4,715)	Unamortised discount
Nilai bersih	<u>3,799,916</u>	<u>987,888</u>	<u>620,277</u>	Net
Dolar Amerika Serikat				United States Dollar
Obligasi	203,513	130,550	-	Bonds
(Kerugian)/keuntungan yang belum direalisasi atas (penurunan)/kenaikan nilai	(160)	1,435	-	Unrealised (losses)/gains on (decrease)/increase in value
Premi yang belum diamortisasi	5,581	7,417	-	Unamortised premium
Nilai bersih	<u>208,934</u>	<u>139,402</u>	<u>-</u>	Net
Sertifikat Bank Indonesia	610,538	-	-	Bank Indonesia Certificates
Kerugian yang belum direalisasi atas penurunan nilai	(357)	-	-	Unrealised losses on decrease in value
Diskonto yang belum diamortisasi	(1,763)	-	-	Unamortised discount
Nilai bersih	<u>608,418</u>	<u>-</u>	<u>-</u>	Net
Jumlah tersedia untuk dijual	<u>11,214,982</u>	<u>7,915,911</u>	<u>7,776,299</u>	Total available-for-sale
<u>Diperdagangkan</u>				<u>Trading</u>
Rupiah				Rupiah
Obligasi	935,835	500,618	827,276	Bonds
Keuntungan/(kerugian) yang belum direalisasi atas kenaikan/(penurunan) nilai	2,779	(1,682)	(2,214)	Unrealised gains/(losses) on increase/(decrease) in value
Premi/(diskonto) yang belum diamortisasi	13,969	1,168	(1,342)	Unamortised premium/(discount)
Nilai bersih	<u>952,583</u>	<u>500,104</u>	<u>823,720</u>	Net
Dolar Amerika Serikat				United States Dollar
Obligasi	6,268	1,671	1,392	Bonds
Kerugian yang belum direalisasi atas penurunan nilai	(27)	(398)	(13)	Unrealised losses on decrease in value
Premi/(diskonto) yang belum diamortisasi	235	305	(285)	Unamortised premium/(discount)
Nilai bersih	<u>6,476</u>	<u>1,578</u>	<u>1,094</u>	Net
Jumlah diperdagangkan	<u>959,059</u>	<u>501,682</u>	<u>824,814</u>	Total trading
Jumlah efek-efek	13,480,610	9,380,140	9,859,144	Total securities
Dikurangi: Cadangan kerugian penurunan nilai	(38,556)	(35,913)	(37,521)	Less: Allowance for impairment losses
	<u>13,442,054</u>	<u>9,344,227</u>	<u>9,821,623</u>	

**PT BANK CIMB NIAGA Tbk
DAN ENTITAS ANAK/AND SUBSIDIARY**

**CATATAN ATAS LAPORAN KEUANGAN KONSOLIDASIAN
31 DESEMBER 2017, 2016, DAN 2015
SERTA TAHUN-TAHUN YANG BERAKHIR
31 DESEMBER 2017, 2016, DAN 2015**
(Dinyatakan dalam jutaan Rupiah, kecuali dinyatakan lain)

**NOTES TO THE CONSOLIDATED FINANCIAL STATEMENTS
31 DECEMBER 2017, 2016, AND 2015
AND FOR THE YEARS ENDED
31 DECEMBER 2017, 2016, AND 2015**
(Expressed in millions of Rupiah, unless otherwise stated)

8. EFEK-EFEK (lanjutan)

8. MARKETABLE SECURITIES (continued)

b. Berdasarkan tujuan, jenis, mata uang dan penerbit

b. By purpose, type, currency and issuer

	<u>2017</u>	<u>2016</u>	<u>2015</u>	
Dimiliki Hingga Jatuh Tempo				Held-to-maturity
Rupiah				Rupiah
Bank Indonesia	255,893	205,867	520,037	Bank Indonesia
PT Lautan Luas Tbk	216,000	216,000	216,000	PT Lautan Luas Tbk
PT Bank Tabungan Negara (Persero) Tbk	200,000	200,000	200,000	PT Bank Tabungan Negara (Persero) Tbk
PT Telekomunikasi Indonesia (Persero) Tbk	194,992	195,663	196,252	PT Telekomunikasi Indonesia (Persero) Tbk
PT Indosat Tbk	25,013	25,015	25,012	PT Indosat Tbk
PT Bank Rakyat Indonesia (Persero) Tbk	19,000	19,000	19,000	PT Bank Rakyat Indonesia (Persero) Tbk
PT Arpeni Pratama Ocean Line Tbk	15,000	15,000	15,000	PT Arpeni Pratama Ocean Line Tbk
PT Perusahaan Listrik Negara (Persero)	-	5,025	10,158	PT Perusahaan Listrik Negara (Persero)
Perusahaan lainnya (Wesel ekspor)	334,381	16,001	7,177	Other companies (Bill receivables)
	<u>1,260,279</u>	<u>897,571</u>	<u>1,208,636</u>	
Dolar Amerika Serikat				United States Dollar
Perusahaan lainnya (Wesel ekspor)	46,290	64,976	49,054	Other companies (Bill receivables)
	<u>46,290</u>	<u>64,976</u>	<u>49,054</u>	
Mata uang asing lainnya				Other foreign currencies
Perusahaan lainnya (Wesel ekspor)	-	-	341	Other companies (Bill receivables)
Jumlah dimiliki hingga jatuh tempo	<u>1,306,569</u>	<u>962,547</u>	<u>1,258,031</u>	Total held-to-maturity

**PT BANK CIMB NIAGA Tbk
DAN ENTITAS ANAK/AND SUBSIDIARY**

**CATATAN ATAS LAPORAN KEUANGAN KONSOLIDASIAN
31 DESEMBER 2017, 2016, DAN 2015
SERTA TAHUN-TAHUN YANG BERAKHIR
31 DESEMBER 2017, 2016, DAN 2015**
(Dinyatakan dalam jutaan Rupiah, kecuali dinyatakan lain)

**NOTES TO THE CONSOLIDATED FINANCIAL STATEMENTS
31 DECEMBER 2017, 2016, AND 2015
AND FOR THE YEARS ENDED
31 DECEMBER 2017, 2016, AND 2015**
(Expressed in millions of Rupiah, unless otherwise stated)

8. EFEK-EFEK (lanjutan)

8. MARKETABLE SECURITIES (continued)

**b. Berdasarkan tujuan, jenis, mata uang dan penerbit
(lanjutan)**

b. By purpose, type, currency and issuer (continued)

	2017	2016	2015	
Tersedia untuk dijual				Available-for-sale
Rupiah				Rupiah
Bank Indonesia	3,799,914	2,353,896	1,635,880	Bank Indonesia
PT Indosat Tbk	1,341,746	1,140,052	1,055,756	PT Indosat Tbk
PT Perusahaan Listrik Negara (Persero)	580,182	330,061	325,451	PT Perusahaan Listrik Negara (Persero)
PT Adira Dinamika Multi Finance Tbk	510,782	156,722	393,464	PT Adira Dinamika Multi Finance Tbk
PT Bank Tabungan Negara (Persero) Tbk	420,137	411,746	395,533	PT Bank Tabungan Negara (Persero) Tbk
PT Bank OCBC NISP Tbk	401,279	194,249	375,464	PT Bank OCBC NISP Tbk
PT Pupuk Indonesia (Persero)	385,560	-	-	PT Pupuk Indonesia (Persero)
PT Federal International Finance	367,580	282,271	311,447	PT Federal International Finance
PT Indofood Sukses Makmur Tbk	298,897	136,312	128,937	PT Indofood Sukses Makmur Tbk
PT Astra Sedaya Finance	293,598	306,380	272,804	PT Astra Sedaya Finance
PT Bank Rakyat Indonesia (Persero) Tbk	284,210	160,806	157,517	PT Bank Rakyat Indonesia (Persero) Tbk
PT Aneka Tambang (Persero) Tbk	277,224	250,248	252,460	PT Aneka Tambang (Persero) Tbk
PT Sarana Multi Infrastruktur (Persero)	230,357	119,481	-	PT Sarana Multi Infrastruktur (Persero)
PT Pegadaian (Persero)	221,187	161,756	163,437	PT Pegadaian (Persero)
PT Jasa Marga (Persero) Tbk	208,184	162,909	254,056	PT Jasa Marga (Persero) Tbk
Lembaga Pembiayaan Ekspor Indonesia	200,861	692,655	758,836	Lembaga Pembiayaan Ekspor Indonesia
PT Sarana Multigriya Finansial (Persero)	146,128	23,652	99,473	PT Sarana Multigriya Finansial (Persero)
PT Kereta Api Indonesia (Persero)	106,314	-	-	PT Kereta Api Indonesia (Persero)
PT Telekomunikasi Indonesia (Persero) Tbk	93,411	225,329	221,863	PT Telekomunikasi Indonesia (Persero) Tbk
PT AKR Corporindo Tbk	79,448	257,582	246,752	PT AKR Corporindo Tbk
PT Bank Maybank Indonesia Tbk	50,621	135,008	379,112	PT Bank Maybank Indonesia Tbk
PT Toyota Astra Financial Services	46,106	19,205	47,326	PT Toyota Astra Financial Services
PT Bank Pembangunan Daerah Jawa Barat dan Banten Tbk	38,172	-	-	PT Bank Pembangunan Daerah Jawa Barat dan Banten Tbk
PT Bank UOB Indonesia	15,732	65,980	84,153	PT Bank UOB Indonesia
PT Bank Tabungan Pensiunan Nasional Tbk	-	115,146	113,122	PT Bank Tabungan Pensiunan Nasional Tbk
PT BCA Finance	-	75,063	103,456	PT BCA Finance
	10,397,630	7,776,509	7,776,299	
Dolar Amerika Serikat				United States Dollar
Bank Indonesia	608,418	-	-	Bank Indonesia
PT Pertamina (Persero)	114,063	33,900	-	PT Pertamina (Persero)
PT Perusahaan Listrik Negara (Persero)	94,871	43,306	-	PT Perusahaan Listrik Negara (Persero)
Majapahit Holding BV	-	34,644	-	Majapahit Holding BV
PT Perusahaan Gas Negara (Persero) Tbk	-	27,552	-	PT Perusahaan Gas Negara (Persero) Tbk
	817,352	139,402	-	
Jumlah tersedia untuk dijual	11,214,982	7,915,911	7,776,299	Total available-for-sale

**PT BANK CIMB NIAGA Tbk
DAN ENTITAS ANAK/AND SUBSIDIARY**

**CATATAN ATAS LAPORAN KEUANGAN KONSOLIDASIAN
31 DESEMBER 2017, 2016, DAN 2015
SERTA TAHUN-TAHUN YANG BERAKHIR
31 DESEMBER 2017, 2016, DAN 2015**
(Dinyatakan dalam jutaan Rupiah, kecuali dinyatakan lain)

**NOTES TO THE CONSOLIDATED FINANCIAL STATEMENTS
31 DECEMBER 2017, 2016, AND 2015
AND FOR THE YEARS ENDED
31 DECEMBER 2017, 2016, AND 2015**
(Expressed in millions of Rupiah, unless otherwise stated)

8. EFEK-EFEK (lanjutan)

8. MARKETABLE SECURITIES (continued)

**b. Berdasarkan tujuan, jenis, mata uang dan penerbit
(lanjutan)**

b. By purpose, type, currency and issuer (continued)

	2017	2016	2015	
Diperdagangkan				Trading
Rupiah				Rupiah
PT Bank Rakyat Indonesia (Persero) Tbk	146,654	24,960	-	PT Bank Rakyat Indonesia (Persero) Tbk
PT Adira Dinamika Multi Finance Tbk	99,289	41,159	96,567	PT Adira Dinamika Multi Finance Tbk
PT Indosat Tbk	93,118	27,596	113,179	PT Indosat Tbk
PT Sarana Multigriya Finansial (Persero)	79,763	51,159	39,975	PT Sarana Multigriya Finansial (Persero)
PT Wahana Ottomitra Multiartha Tbk	70,490	815	49,975	PT Wahana Ottomitra Multiartha Tbk
PT Federal International Finance	46,951	60,042	22,082	PT Federal International Finance
PT Indofood Sukses Makmur Tbk	41,328	1,099	4,828	PT Indofood Sukses Makmur Tbk
PT Jasa Marga (Persero) Tbk	40,000	5,040	34,540	PT Jasa Marga (Persero) Tbk
PT Astra Sedaya Finance	38,617	65,898	68,391	PT Astra Sedaya Finance
PT Bank Pembangunan Daerah Maluku dan Maluku Utara	35,191	-	-	PT Bank Pembangunan Daerah Maluku dan Maluku Utara
PT. Indonesia Infrastructure Finance	27,657	34,552	-	PT. Indonesia Infrastructure Finance
PT Semen Indonesia (Persero) Tbk	26,267	-	-	PT Semen Indonesia (Persero) Tbk
Bank BJB	25,133	-	-	Bank BJB
PT Mandiri Tunas Finance	21,807	10,989	19,757	PT Mandiri Tunas Finance
PT Indomobil Finance Indonesia	21,405	682	33,395	PT Indomobil Finance Indonesia
Lembaga Pembiayaan Ekspor Indonesia	20,495	52,548	100,062	Lembaga Pembiayaan Ekspor Indonesia
PT Perusahaan Listrik Negara (Persero)	16,461	22,240	27,755	PT Perusahaan Listrik Negara (Persero)
PT Toyota Astra Financial Services	14,273	28,141	20,040	PT Toyota Astra Financial Services
PT Bank UOB Indonesia	13,112	15,028	13,831	PT Bank UOB Indonesia
PT Bank Tabungan Negara (Persero) Tbk	12,324	200	29,821	PT Bank Tabungan Negara (Persero) Tbk
PT Hutama Karya (Persero)	12,080	-	-	PT Hutama Karya (Persero)
PT Bank OCBC NISP Tbk	11,013	5,183	76,083	PT Bank OCBC NISP Tbk
PT Bank Mandiri (Persero) Tbk	10,178	19,291	-	PT Bank Mandiri (Persero) Tbk
PT Maybank Indonesia Finance	10,140	-	-	PT Maybank Indonesia Finance
PT Bank Maybank Indonesia Tbk	10,124	-	5,968	PT Bank Maybank Indonesia Tbk
PT Pupuk Indonesia (Persero)	5,073	-	1,495	PT Pupuk Indonesia (Persero)
PT Telekomunikasi Indonesia (Persero) Tbk	2,162	-	-	PT Telekomunikasi Indonesia (Persero) Tbk
PT Sarana Multi Infrastruktur (Persero)	1,024	-	-	PT Sarana Multi Infrastruktur (Persero)
PT Mandala Multifinance Tbk	401	25	-	PT Mandala Multifinance Tbk
PT Bank SulutGo	53	-	-	PT Bank SulutGo
PT BCA Finance	-	12,974	16,755	PT BCA Finance
PT Pelabuhan Indonesia (Persero)	-	9,903	-	PT Pelabuhan Indonesia (Persero)
PT Tower Bersama Infrastructure Tbk	-	6,125	-	PT Tower Bersama Infrastructure Tbk
PT Perum Pegadaian (Persero)	-	2,042	32,662	PT Perum Pegadaian (Persero)
PT Medco Energi Internasional Tbk	-	1,661	10,655	PT Medco Energi Internasional Tbk
PT AKR Corporindo Tbk	-	527	-	PT AKR Corporindo Tbk
PT Surya Artha Nusantara Finance	-	225	15	PT Surya Artha Nusantara Finance
PT Bank Tabungan Pensiunan Nasional Tbk	-	-	2,951	PT Bank Tabungan Pensiunan Nasional Tbk
PT Express Transindo Utama Tbk	-	-	2,938	PT Express Transindo Utama Tbk
	952,583	500,104	823,720	
Dolar Amerika Serikat				United States Dollar
PT Perusahaan Listrik Negara (Persero)	5,384	975	65	PT Perusahaan Listrik Negara (Persero)
PT Pertamina (Persero)	1,092	603	1,029	PT Pertamina (Persero)
	6,476	1,578	1,094	
Jumlah diperdagangkan	959,059	501,682	824,814	Total trading
	13,480,610	9,380,140	9,859,144	
Dikurangi: Cadangan kerugian penurunan nilai	(38,556)	(35,913)	(37,521)	Less: Allowance for impairment losses
	13,442,054	9,344,227	9,821,623	

**PT BANK CIMB NIAGA Tbk
DAN ENTITAS ANAK/AND SUBSIDIARY**

**CATATAN ATAS LAPORAN KEUANGAN KONSOLIDASIAN
31 DESEMBER 2017, 2016, DAN 2015
SERTA TAHUN-TAHUN YANG BERAKHIR
31 DESEMBER 2017, 2016, DAN 2015**
(Dinyatakan dalam jutaan Rupiah, kecuali dinyatakan lain)

**NOTES TO THE CONSOLIDATED FINANCIAL STATEMENTS
31 DECEMBER 2017, 2016, AND 2015
AND FOR THE YEARS ENDED
31 DECEMBER 2017, 2016, AND 2015**
(Expressed in millions of Rupiah, unless otherwise stated)

8. EFEK-EFEK (lanjutan)

8. MARKETABLE SECURITIES (continued)

c. Berdasarkan sisa umur jatuh tempo

c. By remaining period to maturity

Saldo efek-efek pada tanggal 31 Desember 2017, 2016, dan 2015, berdasarkan sisa umur jatuh tempo adalah:

As at 31 December 2017, 2016, and 2015, the balance of marketable securities according to remaining periods to maturity are as follows:

	2017	2016	2015	
≤ 1 bulan	227,585	274,149	499,222	< 1 month
> 1 - ≤ 3 bulan	2,545,146	906,856	847,230	> 1 - ≤ 3 months
> 3 - ≤ 12 bulan	4,605,953	3,128,330	2,243,015	> 3 - ≤ 12 months
> 1 - ≤ 5 tahun	5,689,300	4,047,064	5,105,972	> 1 - ≤ 5 years
> 5 tahun	412,626	1,023,741	1,163,705	> 5 years
	<u>13,480,610</u>	<u>9,380,140</u>	<u>9,859,144</u>	
Dikurangi: Cadangan kerugian penurunan nilai	(38,556)	(35,913)	(37,521)	Less: Allowance for impairment losses
	<u>13,442,054</u>	<u>9,344,227</u>	<u>9,821,623</u>	

d. Pada tanggal 31 Desember 2017, efek-efek yang didasarkan pada prinsip perbankan syariah adalah sebesar Rp 280.906 (2016: Rp 230.882; 2015: Rp 545.049).

d. As at 31 December 2017, marketable securities on sharia banking principle amounted to Rp 280,906 (2016: Rp 230,882; 2015: Rp 545,049).

e. Pada tanggal 31 Desember 2017, terdapat surat berharga yang mengalami penurunan nilai sebesar Rp 15.000 (2016 dan 2015: Rp 15.000).

e. As at 31 December 2017, there was impaired marketable security amounted to Rp 15,000 (2016 and 2015: Rp 15,000).

f. Berdasarkan kolektibilitas

f. By collectibility

	2017	2016	2015	
Lancar	13,465,610	9,365,140	9,844,144	Pass
Macet	15,000	15,000	15,000	Loss
	<u>13,480,610</u>	<u>9,380,140</u>	<u>9,859,144</u>	
Dikurangi: Cadangan kerugian penurunan nilai	(38,556)	(35,913)	(37,521)	Less: Allowance for impairment losses
	<u>13,442,054</u>	<u>9,344,227</u>	<u>9,821,623</u>	

g. Efek-efek yang dijadikan jaminan

g. Marketable securities pledged as collateral

Pada tanggal 31 Desember 2017, 2016, dan 2015, tidak terdapat efek-efek yang dijadikan jaminan untuk pinjaman yang diterima.

As at 31 December 2017, 2016, and 2015, there were no marketable securities pledged as collateral for a borrowing transaction.

**PT BANK CIMB NIAGA Tbk
DAN ENTITAS ANAK/AND SUBSIDIARY**

**CATATAN ATAS LAPORAN KEUANGAN KONSOLIDASIAN
31 DESEMBER 2017, 2016, DAN 2015
SERTA TAHUN-TAHUN YANG BERAKHIR
31 DESEMBER 2017, 2016, DAN 2015**
(Dinyatakan dalam jutaan Rupiah, kecuali dinyatakan lain)

**NOTES TO THE CONSOLIDATED FINANCIAL STATEMENTS
31 DECEMBER 2017, 2016, AND 2015
AND FOR THE YEARS ENDED
31 DECEMBER 2017, 2016, AND 2015**
(Expressed in millions of Rupiah, unless otherwise stated)

8. EFEK-EFEK (lanjutan)

8. MARKETABLE SECURITIES (continued)

h. Berdasarkan efek Bank Indonesia serta perusahaan lain

h. By Bank Indonesia's and other companies' marketable securities

	2017	2016	2015	
Bank Indonesia	4,664,225	2,559,763	2,155,917	Bank Indonesia
Perusahaan lain	8,816,385	6,820,377	7,703,227	Other companies
	13,480,610	9,380,140	9,859,144	
Dikurangi: Cadangan kerugian penurunan nilai	(38,556)	(35,913)	(37,521)	Less: Allowance for impairment losses
	<u>13,442,054</u>	<u>9,344,227</u>	<u>9,821,623</u>	

i. Suku bunga rata-rata per tahun

i. Average annual interest rates

	2017	2016	2015	
Rupiah	7.18%	8.52%	8.65%	Rupiah
Mata uang asing	0.64%	0.11%	0.16%	Foreign currency

j. Cadangan kerugian penurunan nilai

j. Allowance for impairment losses

Perubahan cadangan kerugian penurunan nilai adalah:

Movements in the allowance for impairment losses are as follows:

	2017	2016	2015	
Saldo awal	35,913	37,521	39,037	Beginning balance
Pembentukan/(pemulihan) selama tahun berjalan (lihat catatan 39)	2,643	(1,608)	(1,516)	Impairment/(reversal) during the year (refer to note 39)
Saldo akhir	<u>38,556</u>	<u>35,913</u>	<u>37,521</u>	Ending balance

Pada tanggal 31 Desember 2017, jumlah cadangan kerugian penurunan nilai untuk efek-efek yang dimiliki hingga jatuh tempo dan tersedia untuk dijual masing-masing adalah sebesar Rp 18.276 dan Rp 20.280 (2016: Rp 17.464 dan Rp 18.449; 2015: Rp 17.528 dan Rp 19.993).

As at 31 December 2017, the allowance for impairment losses for marketable securities classified as held-to-maturity and available-for-sale amounted to Rp 18,276 and Rp 20,280, respectively (2016: Rp 17,464 and Rp 18,449; 2015: Rp 17,528 and Rp 19,993).

Manajemen berpendapat bahwa jumlah cadangan kerugian penurunan nilai di atas telah memadai.

Management believes that the allowance for impairment losses above is adequate.

k. Berdasarkan transaksi dengan pihak berelasi dan pihak ketiga

k. By transactions with related party and third party

Pada tanggal 31 Desember 2017, 2016, dan 2015, tidak terdapat efek-efek dari pihak berelasi.

As at 31 December 2017, 2016, and 2015, there were no marketable securities from related party.

**PT BANK CIMB NIAGA Tbk
DAN ENTITAS ANAK/AND SUBSIDIARY**

**CATATAN ATAS LAPORAN KEUANGAN KONSOLIDASIAN
31 DESEMBER 2017, 2016, DAN 2015
SERTA TAHUN-TAHUN YANG BERAKHIR
31 DESEMBER 2017, 2016, DAN 2015**
(Dinyatakan dalam jutaan Rupiah, kecuali dinyatakan lain)

**NOTES TO THE CONSOLIDATED FINANCIAL STATEMENTS
31 DECEMBER 2017, 2016, AND 2015
AND FOR THE YEARS ENDED
31 DECEMBER 2017, 2016, AND 2015**
(Expressed in millions of Rupiah, unless otherwise stated)

8. EFEK-EFEK (lanjutan)

I. Informasi pokok lainnya sehubungan dengan efek-efek

Informasi peringkat atas efek-efek berdasarkan lembaga pemeringkat – PT Pemeringkat Efek Indonesia (PT Pefindo), PT Fitch Indonesia, dan Standard & Poor's diungkapkan pada Catatan 53 (vii).

8. MARKETABLE SECURITIES (continued)

I. Other significant information relating to marketable securities

Information on the rating of marketable securities based on rating agencies - PT Pemeringkat Efek Indonesia (PT Pefindo), PT Fitch Indonesia, and Standard & Poor's are disclosed in Note 53 (vii).

9. OBLIGASI PEMERINTAH

a. Berdasarkan jenis

9. GOVERNMENT BONDS

a. Based on type

	<u>2017</u>	<u>2016</u>	<u>2015</u>	
<u>Dimiliki Hingga Jatuh Tempo</u>				<u>Held-to-maturity</u>
Nilai nominal	7,632,808	7,240,909	5,102,364	Nominal value
Premi yang belum diamortisasi	4,610	26,186	129,504	Unamortised premium
Jumlah dimiliki hingga jatuh tempo	<u>7,637,418</u>	<u>7,267,095</u>	<u>5,231,868</u>	Total held-to-maturity
<u>Tersedia untuk dijual</u>				<u>Available-for-sale</u>
Nilai nominal	13,895,853	7,837,432	6,630,605	Nominal value
Keuntungan/(kerugian) yang belum direalisasi atas kenaikan/(penurunan) nilai	64,391	(70,456)	(595,456)	Unrealised gains/(losses) on increase/(decrease) in value
Premi yang belum diamortisasi	247,842	188,375	216,170	Unamortised premium
Nilai wajar - tersedia untuk dijual	<u>14,208,086</u>	<u>7,955,351</u>	<u>6,251,319</u>	Fair value - available-for-sale
<u>Diperdagangkan</u>				<u>Trading</u>
Nilai nominal	2,884,352	2,960,053	4,653,200	Nominal value
Keuntungan/(kerugian) yang belum direalisasi atas kenaikan/(penurunan) nilai	12,896	(12,713)	(18,571)	Unrealised gains/(losses) on increase/(decrease) in value
Premi/(diskonto) yang belum diamortisasi	228,734	14,346	(67,923)	Unamortised premium/(discount)
Nilai wajar - diperdagangkan	<u>3,125,982</u>	<u>2,961,686</u>	<u>4,566,706</u>	Fair value - trading
Jumlah Obligasi Pemerintah	<u>24,971,486</u>	<u>18,184,132</u>	<u>16,049,893</u>	Total Government Bonds

Pada tanggal 31 Desember 2017, obligasi pemerintah dalam mata uang asing adalah sebesar Rp 3.074.063 (2016: Rp 2.139.774; 2015: Rp 2.140.687).

As at 31 December 2017, total government bonds in foreign currency amounted to Rp 3,074,063 (2016: Rp 2,139,774; 2015: Rp 2,140,687).

**PT BANK CIMB NIAGA Tbk
DAN ENTITAS ANAK/AND SUBSIDIARY**

**CATATAN ATAS LAPORAN KEUANGAN KONSOLIDASIAN
31 DESEMBER 2017, 2016, DAN 2015
SERTA TAHUN-TAHUN YANG BERAKHIR
31 DESEMBER 2017, 2016, DAN 2015**
(Dinyatakan dalam jutaan Rupiah, kecuali dinyatakan lain)

**NOTES TO THE CONSOLIDATED FINANCIAL STATEMENTS
31 DECEMBER 2017, 2016, AND 2015
AND FOR THE YEARS ENDED
31 DECEMBER 2017, 2016, AND 2015**
(Expressed in millions of Rupiah, unless otherwise stated)

9. OBLIGASI PEMERINTAH (lanjutan)

a. Berdasarkan jenis (lanjutan)

Pada tanggal 30 September 2016, Obligasi Pemerintah tersedia untuk dijual sebesar Rp 2.305.512 direklasifikasi menjadi dimiliki hingga jatuh tempo dengan akumulasi kerugian yang belum direalisasi atas penurunan nilai yang telah diakui sebelumnya di pendapatan komprehensif lainnya sebesar Rp 99.800 pada saat reklasifikasi di amortisasi hingga jatuh tempo. Pada tanggal 31 Desember 2017, kerugian yang belum direalisasikan yang belum diamortisasi sebesar Rp 83.201 (2016: Rp 95.956) dan amortisasi untuk tahun yang berakhir 31 Desember 2017 sebesar Rp 12.755.

Perbedaan antara biaya perolehan diamortisasi yang baru pada saat reklasifikasi dan jumlah nominal pada saat jatuh tempo sebesar Rp 64.967 diamortisasi hingga jatuh tempo dan diakui seperti premi/diskonto. Pada tanggal 31 Desember 2017, diskonto yang belum diamortisasi sebesar Rp 54.161 (2016: Rp 62.465).

b. Berdasarkan jenis dan jatuh tempo

9. GOVERNMENT BONDS (continued)

a. Based on type (continued)

As at 30 September 2016, total available-for-sale Government Bonds amounted to Rp 2,305,512 reclassified as held-to-maturity with cumulative of unrealised losses in decrease in value which already been recognized in other comprehensive income amounted to Rp 99,800 as of reclassification date was amortised until maturity date. As at 31 December 2017, unamortised unrealised losses in decrease in value amounted to Rp 83,201 (2016: Rp 95,956) and amortization for the year ended 31 December 2017 amounted Rp 12,755.

Difference between the new amortised cost as at reclassification date and nominal amount as at maturity date amounted to Rp 64,967 is amortised and recognised similar with premium/discount. As at 31 December 2017, unamortised discount amounted to Rp 54,161 (2016: Rp 62,465).

b. Based on type and maturity

2017							
	≤ 1 bulan/ month Rp	> 1-≤ 3 bulan/ months Rp	> 3-≤ 12 bulan/ months Rp	> 1-≤ 5 tahun/ years Rp	> 5 tahun/ years Rp	Jumlah/ Total Rp	
Dimiliki hingga jatuh tempo	67,935	584,137	113,460	3,480,738	3,391,148	7,637,418	Held-to-maturity
Tersedia untuk dijual	683,604	1,241,410	3,180,326	8,292,211	810,535	14,208,086	Available-for-sale
Diperdagangkan	-	103,782	416,300	2,151,897	454,003	3,125,982	Trading
	751,539	1,929,329	3,710,086	13,924,846	4,655,686	24,971,486	
2016							
	≤ 1 bulan/ month Rp	> 1-≤ 3 bulan/ months Rp	> 3-≤ 12 bulan/ months Rp	> 1-≤ 5 tahun/ years Rp	> 5 tahun/ years Rp	Jumlah/ Total Rp	
Dimiliki hingga jatuh tempo	235,287	81,458	75,640	2,302,854	4,571,856	7,267,095	Held-to-maturity
Tersedia untuk dijual	-	646,820	3,242,582	3,157,846	908,103	7,955,351	Available-for-sale
Diperdagangkan	2,500	41,107	934,044	1,326,230	657,805	2,961,686	Trading
	237,787	769,385	4,252,266	6,786,930	6,137,764	18,184,132	
2015							
	≤ 1 bulan/ month Rp	> 1-≤ 3 bulan/ months Rp	> 3-≤ 12 bulan/ months Rp	> 1-≤ 5 tahun/ years Rp	> 5 tahun/ years Rp	Jumlah/ Total Rp	
Dimiliki hingga jatuh tempo	41,353	277,382	202,885	2,152,783	2,557,465	5,231,868	Held-to-maturity
Tersedia untuk dijual	-	-	801,692	1,381,943	4,067,684	6,251,319	Available-for-sale
Diperdagangkan	639,028	77,551	2,672,956	817,917	359,254	4,566,706	Trading
	680,381	354,933	3,677,533	4,352,643	6,984,403	16,049,893	

**PT BANK CIMB NIAGA Tbk
DAN ENTITAS ANAK/AND SUBSIDIARY**

**CATATAN ATAS LAPORAN KEUANGAN KONSOLIDASIAN
31 DESEMBER 2017, 2016, DAN 2015
SERTA TAHUN-TAHUN YANG BERAKHIR
31 DESEMBER 2017, 2016, DAN 2015**
(Dinyatakan dalam jutaan Rupiah, kecuali dinyatakan lain)

**NOTES TO THE CONSOLIDATED FINANCIAL STATEMENTS
31 DECEMBER 2017, 2016, AND 2015
AND FOR THE YEARS ENDED
31 DECEMBER 2017, 2016, AND 2015**
(Expressed in millions of Rupiah, unless otherwise stated)

9. OBLIGASI PEMERINTAH (lanjutan)

9. GOVERNMENT BONDS (continued)

c. Tingkat suku bunga rata-rata

c. Average of interest rate

	2017	2016	2015	
Suku bunga tetap				Fixed interest rate
Rupiah	6.65%	6.64%	6.70%	Rupiah
Mata uang asing	4.24%	3.22%	3.87%	Foreign currency

d. Obligasi Pemerintah yang dijadikan jaminan

d. Government Bonds pledged as collateral

Pada tanggal 31 Desember 2017, Obligasi Pemerintah yang dijadikan jaminan untuk efek-efek yang dijual dengan janji dibeli kembali sebesar Rp 7.000.000 (2016: Rp 200.000; 2015: Rp 2.120.000).

As at 31 December 2017, Government Bonds pledged as collateral for a securities sold under repurchased agreements amounted to Rp 7,000,000 (2016: Rp 200,000; 2015: Rp 2,120,000).

e. Informasi lain

e. Other information

Selama tahun yang berakhir 31 Desember 2017, Bank CIMB Niaga telah menjual Obligasi Pemerintah dengan jumlah nilai nominal sebesar Rp 97.512.310 dan USD 422,57 juta (2016: Rp 103.119.524 dan USD 355,80 juta; 2015: Rp 66.508.713 dan USD 127,71 juta) dengan keuntungan sebesar Rp 278.624 (2016: Rp 225.302; 2015: Rp 98.895).

During the year ended 31 December 2017, Bank CIMB Niaga has sold Government Bonds with total nominal value of Rp 97,512,310 and USD 422.57 million (2016: Rp 103,119,524 and USD 355.80 million; 2015: Rp 66,508,713 and USD 127.71 million) with gains amounted to Rp 278,624 (2016: Rp 225,302; 2015: Rp 98,895).

Obligasi Pemerintah pada tanggal 31 Desember 2017 akan jatuh tempo pada beberapa tanggal antara tanggal 5 Januari 2018 sampai dengan tanggal 15 Mei 2048 (2016: 6 Januari 2017 sampai dengan 8 Januari 2047; 2015: 7 Januari 2016 sampai dengan tanggal 8 Januari 2046).

These Government Bonds as at 31 December 2017 will mature on various dates between 5 January 2018 up to 15 May 2048 (2016: 6 January 2017 up to 8 January 2047; 2015: 7 January 2016 up to 8 January 2046).

Pada tanggal 31 Desember 2017, 2016, dan 2015, seluruh Obligasi Pemerintah digolongkan sebagai Lancar.

As at 31 December 2017, 2016, and 2015, all Government Bonds were classified as Pass.

10. EFEK-EFEK YANG DIBELI DENGAN JANJI DIJUAL KEMBALI DAN YANG DIJUAL DENGAN JANJI DIBELI KEMBALI

10. SECURITIES PURCHASED UNDER RESALE AGREEMENTS AND SOLD UNDER REPURCHASE AGREEMENTS

a. Efek-efek yang dibeli dengan janji dijual kembali

a. Securities purchased under resale agreements

Pada tanggal 31 Desember 2017, tidak terdapat saldo efek yang dibeli dengan janji dijual kembali.

As at 31 December 2017, there was no security purchased under resale agreements.

2016								
Pihak Penjual/ Counterparty	Jenis Efek/ Type of Securities	Nilai Nominal/ Nominal Amount	Tingkat Suku Bunga/ Interest Rate	Tingkat Kupon/ Coupon Rate	Tanggal Dimulai/ Commencement Date	Tanggal Jatuh Tempo/ Maturity Date	Nilai Tercatat/ Carrying Amount	
PT Bank Mandiri (Persero) Tbk	FR0056	200,000	8.38%	6.20%	8 Desember/December 2016	9 Januari/January 2017	189,865	
PT Bank Mandiri (Persero) Tbk	FR0059	200,000	7.00%	7.00%	21 Desember/December 2016	19 Januari/January 2017	171,894	
PT Bank Mandiri (Persero) Tbk	FR0073	100,000	8.75%	6.35%	1 Desember/December 2016	12 Januari/January 2017	94,500	
PT Bank Mandiri (Persero) Tbk	FR0061	100,000	7.00%	6.35%	1 Desember/December 2016	12 Januari/January 2017	86,697	
Jumlah/Total		600,000					542,956	

**PT BANK CIMB NIAGA Tbk
DAN ENTITAS ANAK/AND SUBSIDIARY**

**CATATAN ATAS LAPORAN KEUANGAN KONSOLIDASIAN
31 DESEMBER 2017, 2016, DAN 2015
SERTA TAHUN-TAHUN YANG BERAKHIR
31 DESEMBER 2017, 2016, DAN 2015**
(Dinyatakan dalam jutaan Rupiah, kecuali dinyatakan lain)

**NOTES TO THE CONSOLIDATED FINANCIAL STATEMENTS
31 DECEMBER 2017, 2016, AND 2015
AND FOR THE YEARS ENDED
31 DECEMBER 2017, 2016, AND 2015**
(Expressed in millions of Rupiah, unless otherwise stated)

10. EFEK-EFEK YANG DIBELI DENGAN JANJI DIJUAL KEMBALI DAN YANG DIJUAL DENGAN JANJI DIBELI KEMBALI (lanjutan)

10. SECURITIES PURCHASED UNDER RESALE AGREEMENTS AND SOLD UNDER REPURCHASE AGREEMENTS (continued)

a. Efek-efek yang dibeli dengan janji dijual kembali (lanjutan)

a. Securities purchased under resale agreements (continued)

Pihak Penjual/ Counterparty	Jenis Efek/ Type of Securities	Nilai Nominal/ Nominal Amount	Tingkat		Tanggal Dimulai/ Commencement Date	Tanggal Jatuh Tempo/ Maturity Date	Nilai Tercatat/ Carrying Amount
			Suku Bunga/ Interest Rate	Kupon/ Coupon Rate			
PT Bank Pembangunan Daerah Jawa Barat dan Banten Tbk	FR0053	100,000	8.35%	8.25%	17 Desember/ December 2015	18 Januari/January 2016	87,706
PT Bank Pembangunan Daerah Jawa Barat dan Banten Tbk	FR0056	50,000	8.35%	8.38%	21 Desember/ December 2015	21 Januari/January 2016	43,333
PT Bank Pembangunan Daerah Jawa Barat dan Banten Tbk	FR0070	50,000	8.35%	8.38%	21 Desember/ December 2015	21 Januari/January 2016	43,513
<i>Jumlah/Total</i>		<u>200,000</u>					<u>174,552</u>

Pada tanggal 31 Desember 2016 dan 2015, seluruh efek yang dibeli dengan janji dijual kembali digolongkan sebagai Lancar.

As at 31 December 2016 and 2015, all securities purchased under resale agreements were classified as Pass.

Pada tanggal 31 Desember 2016 dan 2015, tidak terdapat saldo efek yang dibeli dengan janji dijual kembali dengan pihak berelasi.

As at 31 December 2016 and 2015, there was no balance of security purchased under resale agreement with related party.

b. Efek-efek yang dijual dengan janji dibeli kembali

b. Securities sold under repurchase agreements

Pihak Pembeli/ Counterparty	Jenis Efek/ Type of Securities	Nilai Nominal/ Nominal Amount	Tingkat		Tanggal Dimulai/ Commencement Date	Tanggal Jatuh Tempo/ Maturity Date	Nilai Tercatat/ Carrying Amount
			Suku Bunga/ Interest Rate	Kupon/ Coupon Rate			
Bank Indonesia	PBS013	3,200,000	6.25%	5.45%	21 Desember/ December 2017	05 Januari/January 2018	3,033,315
Bank Indonesia	PBS014	900,000	6.50%	5.45%	21 Desember/ December 2017	05 Januari/January 2018	855,923
Bank Indonesia	SR007	700,000	8.25%	5.45%	21 Desember/ December 2017	05 Januari/January 2018	661,780
Bank Indonesia	FR0063	600,000	5.63%	5.45%	21 Desember/ December 2017	05 Januari/January 2018	558,907
PT Bank Central Asia Tbk	FR0070	500,000	8.38%	5.10%	12 Desember/ December 2017	12 Januari/January 2018	496,598
Bank Indonesia	SPN175	500,000	0.00%	5.45%	21 Desember/ December 2017	05 Januari/January 2018	462,369
PT Bank Mandiri (Persero) Tbk	FR0066	500,000	5.25%	5.10%	13 Desember/ December 2017	15 Januari/January 2018	451,031
Bank Indonesia	FR0061	400,000	7.00%	5.45%	21 Desember/ December 2017	05 Januari/January 2018	397,826
Bank Indonesia	FR0031	350,000	11.00%	5.45%	21 Desember/ December 2017	05 Januari/January 2018	383,835
Bank Indonesia	PBS009	350,000	7.75%	5.45%	21 Desember/ December 2017	05 Januari/January 2018	339,693
PT Bank Rakyat Indonesia (Persero) Tbk	FR0061	300,000	7.00%	5.10%	12 Desember/ December 2017	12 Januari/January 2018	280,249
PT Bank Central Asia Tbk	FR0034	250,000	12.80%	5.30%	19 Desember/ December 2017	19 Januari/January 2018	273,089
PT Bank Central Asia Tbk	FR0031	250,000	11.00%	5.30%	19 Desember/ December 2017	19 Januari/January 2018	255,750
PT Bank Central Asia Tbk	FR0069	250,000	7.88%	5.80%	20 Desember/ December 2017	22 Januari/January 2018	232,415
PT Bank Maybank Indonesia Tbk	FR0061	215,000	7.00%	5.10%	13 Desember/ December 2017	15 Januari/January 2018	200,758
PT Bank Mandiri (Persero) Tbk	FR0061	200,000	7.00%	5.05%	08 Desember/ December 2017	08 Januari/January 2018	186,858
PT Bank Rakyat Indonesia (Persero) Tbk	SDBI	200,000	0.00%	4.95%	06 Desember/ December 2017	05 Januari/January 2018	172,954
PT Bank Central Asia Tbk	FR0066	150,000	5.25%	5.80%	20 Desember/ December 2017	22 Januari/January 2018	135,353
<i>Jumlah/Total</i>		<u>9,815,000</u>					<u>9,378,703</u>

Pihak Pembeli/ Counterparty	Jenis Efek/ Type of Securities	Nilai Nominal/ Nominal Amount	Tingkat		Tanggal Dimulai/ Commencement Date	Tanggal Jatuh Tempo/ Maturity Date	Nilai Tercatat/ Carrying Amount
			Suku Bunga/ Interest Rate	Kupon/ Coupon Rate			
PT Bank Mandiri (Persero) Tbk	FR0059	200,000	7.00%	7.00%	19 Desember/ December 2016	19 Januari/January 2017	169,634
<i>Jumlah/Total</i>		<u>200,000</u>					<u>169,634</u>

**PT BANK CIMB NIAGA Tbk
DAN ENTITAS ANAK/AND SUBSIDIARY**

**CATATAN ATAS LAPORAN KEUANGAN KONSOLIDASIAN
31 DESEMBER 2017, 2016, DAN 2015
SERTA TAHUN-TAHUN YANG BERAKHIR
31 DESEMBER 2017, 2016, DAN 2015**
(Dinyatakan dalam jutaan Rupiah, kecuali dinyatakan lain)

**NOTES TO THE CONSOLIDATED FINANCIAL STATEMENTS
31 DECEMBER 2017, 2016, AND 2015
AND FOR THE YEARS ENDED
31 DECEMBER 2017, 2016, AND 2015**
(Expressed in millions of Rupiah, unless otherwise stated)

**10. EFEK-EFEK YANG DIBELI DENGAN JANJI DIJUAL
KEMBALI DAN YANG DIJUAL DENGAN JANJI DIBELI
KEMBALI (lanjutan)**

**10. SECURITIES PURCHASED UNDER RESALE
AGREEMENTS AND SOLD UNDER REPURCHASE
AGREEMENTS (continued)**

**b. Efek-efek yang dijual dengan janji dibeli kembali
(lanjutan)**

**b. Securities sold under repurchase agreements
(continued)**

Pihak Pembeli/ Counterparty	Jenis Efek/ Type of Securities	Nilai Nominal/ Nominal Amount	Tingkat Suku Bunga/ Interest Rate	Tingkat Kupon/ Coupon Rate	2015		Nilai Tercatat/ Carrying Amount
					Tanggal Dimulai/ Commencement Date	Tanggal Jatuh Tempo/ Maturity Date	
Bank Indonesia	FR0061	500,000	8.50%	0.00%	30 Desember/ December 2015	6 Januari/January 2016	433,462
Bank Indonesia	FR0030	400,000	8.75%	0.00%	30 Desember/ December 2015	6 Januari/January 2016	389,289
Bank Indonesia	FR0053	300,000	8.50%	0.00%	30 Desember/ December 2015	6 Januari/January 2016	288,887
Bank Indonesia	FR0031	200,000	8.75%	0.00%	30 Desember/ December 2015	6 Januari/January 2016	209,005
Bank Indonesia	FR0059	200,000	8.50%	0.00%	30 Desember/ December 2015	6 Januari/January 2016	163,660
Bank Indonesia	IDSD190216273S	310,000	8.00%	0.00%	31 Desember/ December 2015	4 Januari/January 2016	307,227
Bank Indonesia	IDBI200516273C	210,000	8.00%	0.00%	31 Desember/ December 2015	4 Januari/January 2016	204,637
Jumlah/Total		<u>2,120,000</u>					<u>1,996,167</u>

Pada tanggal 31 Desember 2017, 2016, dan 2015, tidak terdapat saldo efek yang dijual dengan janji dibeli kembali dengan pihak berelasi.

As at 31 December 2017, 2016, and 2015, there was no balance of security sold under repurchase agreement with related party.

11. TAGIHAN DAN LIABILITAS DERIVATIF

11. DERIVATIVE RECEIVABLES AND PAYABLES

a. Berdasarkan jenis

a. By type

Instrumen	Jumlah nosional/ Notional amount	Nilai wajar/Fair values		Instrumen	
		Tagihan derivatif/ Derivative receivables	Liabilitas derivatif/ Derivative payables		Instruments
				2017	
				Non-hedging related	
Kontrak tunai mata uang asing	949,351		210	52	Foreign currency spots
Kontrak berjangka mata uang asing	4,460,012		2,064	5,717	Foreign currency forwards
Swap mata uang asing	22,802,604		35,856	14,563	Foreign currency swaps
Swap tingkat suku bunga	24,595,882		226,493	68,808	Interest rate swaps
Kontrak opsi mata uang asing	6,451,940		13,956	19,595	Foreign currency options
Kontrak berjangka tingkat suku bunga	7,936,988		1,714	2,088	Interest rate future
					Hedging instrument in fair value hedges related
Swap tingkat suku bunga	10,000		-	-	Interest rate swaps
			<u>280,293</u>	<u>110,823</u>	
Dikurangi: Cadangan kerugian penurunan nilai			-		Less: Allowance for impairment losses
			<u>280,293</u>		

**PT BANK CIMB NIAGA Tbk
DAN ENTITAS ANAK/AND SUBSIDIARY**

**CATATAN ATAS LAPORAN KEUANGAN KONSOLIDASIAN
31 DESEMBER 2017, 2016, DAN 2015
SERTA TAHUN-TAHUN YANG BERAKHIR
31 DESEMBER 2017, 2016, DAN 2015**
(Dinyatakan dalam jutaan Rupiah, kecuali dinyatakan lain)

**NOTES TO THE CONSOLIDATED FINANCIAL STATEMENTS
31 DECEMBER 2017, 2016, AND 2015
AND FOR THE YEARS ENDED
31 DECEMBER 2017, 2016, AND 2015**
(Expressed in millions of Rupiah, unless otherwise stated)

11. TAGIHAN DAN LIABILITAS DERIVATIF (lanjutan)

**11. DERIVATIVE RECEIVABLES AND PAYABLES
(continued)**

a. Berdasarkan jenis (lanjutan)

a. By type (continued)

2016				
Instrumen	Jumlah nosional/ Notional amount	Nilai wajar/Fair values		Instruments
		Tagihan derivatif/ Derivative receivables	Liabilitas derivatif/ Derivative payables	
Tidak terkait Lindung Nilai				
Non-hedging related				
Kontrak tunai mata uang asing	622,231	170	263	Foreign currency spots
Kontrak berjangka mata uang asing	3,090,018	8,658	7,881	Foreign currency forwards
Swap mata uang asing	9,936,280	18,264	29,566	Foreign currency swaps
Swap tingkat suku bunga	25,718,565	447,569	322,575	Interest rate swaps
Kontrak opsi mata uang asing	66,234	6	674	Foreign currency options
Kontrak berjangka tingkat suku bunga	3,031,313	-	1,958	Interest rate future
Instrumen lindung nilai terkait lindung nilai atas nilai wajar				
Hedging instrument in fair value hedges related				
Swap tingkat suku bunga	1,000,000	9,935	-	Interest rate swaps
		484,602	362,917	
Dikurangi: Cadangan kerugian penurunan nilai		-		Less: Allowance for impairment losses
		484,602		
2015				
Instrumen	Jumlah nosional/ Notional amount	Nilai wajar/Fair values		Instruments
		Tagihan derivatif/ Derivative receivables	Liabilitas derivatif/ Derivative payables	
Tidak terkait Lindung Nilai				
Non-hedging related				
Kontrak tunai mata uang asing	686,288	423	246	Foreign currency spots
Kontrak berjangka mata uang asing	1,954,472	14,778	2,246	Foreign currency forwards
Swap mata uang asing	8,483,370	10,311	27,834	Foreign currency swaps
Swap tingkat suku bunga	25,706,952	569,852	854,441	Interest rate swaps
Kontrak opsi mata uang asing	45,733	27	265	Foreign currency options
Kontrak berjangka tingkat suku bunga	2,136,675	-	-	Interest rate future
Instrumen lindung nilai terkait lindung nilai atas nilai wajar				
Hedging instrument in fair value hedges related				
Swap tingkat suku bunga	1,000,000	163	3,672	Interest rate swaps
		595,554	888,704	
Dikurangi: Cadangan kerugian penurunan nilai		-		Less: Allowance for impairment losses
		595,554		

**PT BANK CIMB NIAGA Tbk
DAN ENTITAS ANAK/AND SUBSIDIARY**

**CATATAN ATAS LAPORAN KEUANGAN KONSOLIDASIAN
31 DESEMBER 2017, 2016, DAN 2015
SERTA TAHUN-TAHUN YANG BERAKHIR
31 DESEMBER 2017, 2016, DAN 2015**
(Dinyatakan dalam jutaan Rupiah, kecuali dinyatakan lain)

**NOTES TO THE CONSOLIDATED FINANCIAL STATEMENTS
31 DECEMBER 2017, 2016, AND 2015
AND FOR THE YEARS ENDED
31 DECEMBER 2017, 2016, AND 2015**
(Expressed in millions of Rupiah, unless otherwise stated)

11. TAGIHAN DAN LIABILITAS DERIVATIF (lanjutan)

**11. DERIVATIVE RECEIVABLES AND PAYABLES
(continued)**

b. Berdasarkan kolektibilitas

Pada tanggal 31 Desember 2017, 2016, dan 2015, seluruh tagihan derivatif digolongkan sebagai Lancar.

b. By collectability

As at 31 December 2017, 2016, and 2015, all derivative receivables were classified as Pass.

c. Berdasarkan jatuh tempo

Informasi mengenai jatuh tempo diungkapkan pada Catatan 56.

c. By maturity date

Information in respect to maturities is disclosed in Note 56.

d. Lindung nilai wajar dengan kontrak swap tingkat suku bunga (IRS)

d. Fair value hedge using interest rate swap (IRS) contracts

i) Obligasi subordinasi

i) Subordinated bonds

2017, 2016, dan/and 2015

Tanggal/ Date	Pihak ketiga/ Third party	Tujuan/Purpose	Tanggal Obligasi Subordinasi/ Subordinated bond date	Nosional/ Notional	Suku bunga yang dibayarkan/ Paid interest rate	Suku bunga yang diterima/ Received interest rate	Jatuh tempo/ Maturity date
3 September/ September 2010	PT Bank ANZ Panin Tbk	Lindung nilai atas risiko suku bunga pada sebagian eksposur obligasi subordinasi/To hedge interest rate risk on certain portion of subordinated bonds	10 Juli/ July 2010	500,000	Suku bunga mengambang sebesar suku bunga SBI 3 (tiga) bulan/Floating interest rate of 3 (three) months SBI rate	Suku bunga tetap sebesar 8,30% per tahun/Fixed interest rate of 8.30% per annum.	8 Juli/ July 2017
10 Desember/ December 2010	PT Bank ANZ Panin Tbk	Lindung nilai atas risiko suku bunga pada sebagian eksposur obligasi subordinasi/To hedge interest rate risk on certain portion of subordinated bonds	10 Juli/ July 2010	250,000	Suku bunga mengambang sebesar suku bunga SBI 3 (tiga) bulan/Floating interest rate of 3 (three) months SBI rate	Suku bunga tetap sebesar 8,00% per tahun/Fixed interest rate of 8.00% per annum.	8 Juli/ July 2017

**PT BANK CIMB NIAGA Tbk
DAN ENTITAS ANAK/AND SUBSIDIARY**

**CATATAN ATAS LAPORAN KEUANGAN KONSOLIDASIAN
31 DESEMBER 2017, 2016, DAN 2015
SERTA TAHUN-TAHUN YANG BERAKHIR
31 DESEMBER 2017, 2016, DAN 2015**
(Dinyatakan dalam jutaan Rupiah, kecuali dinyatakan lain)

**NOTES TO THE CONSOLIDATED FINANCIAL STATEMENTS
31 DECEMBER 2017, 2016, AND 2015
AND FOR THE YEARS ENDED
31 DECEMBER 2017, 2016, AND 2015**
(Expressed in millions of Rupiah, unless otherwise stated)

11. TAGIHAN DAN LIABILITAS DERIVATIF (lanjutan)

**11. DERIVATIVE RECEIVABLES AND PAYABLES
(continued)**

d. Lindung nilai wajar dengan kontrak swap tingkat suku bunga (IRS) (lanjutan)

d. Fair value hedge using interest rate swap (IRS) contracts (continued)

ii) Obligasi yang diterbitkan

ii) Bond Issued

2017, 2016, dan/and 2015

Tanggal/ Date	Pihak ketiga/ Third party	Tujuan/Purpose	Tanggal Obligasi Subordinasi/ Subordinated bond date	Nosional/ Notional	Suku bunga yang dibayarkan/ Paid interest rate	Suku bunga yang diterima/ Received interest rate	Jatuh tempo/ Maturity date
24 Juni/ June 2014	PT Bank ANZ Panin Tbk	Lindung nilai atas risiko suku bunga pada sebagian eksposur Obligasi Berkelanjutan I Tahap I Tahun 2012 seri B/To hedge interest rate risk on certain portion of the Continuous Bonds I Phase I Year 2012 Series B	22 Oktober/ October 2012	250,000	Suku bunga mengambang sebesar suku bunga JIBOR 3 (tiga) bulan – 0,7% Floating interest rate of 3 (three) months JIBOR – 0.7	Suku bunga tetap sebesar 7,75% per tahun/Fixed interest rate of 7.75% per annum.	30 Oktober/ October 2017

Perubahan nilai wajar dari kontrak IRS sebagai instrumen lindung nilai dan obligasi subordinasi sebagai *item* yang dilindung nilai akibat dari penerapan lindung nilai dibebankan sebagai laba/rugi. Perubahan nilai wajar instrumen lindung nilai dan *item* yang dilindung nilai akan saling *offset* dan selisihnya merupakan bagian yang tidak efektif dan dicatat sebagai keuntungan/kerugian dari perubahan nilai wajar derivatif pada laba/rugi (lihat Catatan 40).

Sejak diterapkannya akuntansi lindung nilai wajar tersebut, manajemen telah memiliki dokumentasi mengenai hubungan antara instrumen lindung nilai dan item yang dilindung nilai dan juga tujuan manajemen risikonya serta strategi dalam melakukan berbagai transaksi lindung nilai.

Dokumentasi juga meliputi penilaian efektivitas lindung nilai dari derivatif yang digunakan sebagai instrumen lindung nilai dan item yang dilindung nilai. Penilaian ini dilakukan baik pada permulaan lindung nilai tersebut diterapkan dan pada saat-saat berikutnya secara berkelanjutan.

Liabilitas derivatif pada pihak berelasi diungkapkan dalam Catatan 49.

The changes in fair values of IRS contracts as the hedging instruments and the subordinated bonds as the hedge items, as a result of hedge accounting implementation, are charged/credited as profit/loss. The changes in fair values of hedge instruments and hedged items are off-set and the amounts representing the ineffective portion are recorded as gains/losses from changes in fair values of derivative as profit/loss (refer to Note 40).

Starting from the implementation of fair value hedge accounting, management has been able to document the relationship between hedging instruments and hedged items, as well as its risk management objective and strategy for undertaking various hedge transactions.

The documentation also consists of hedge effectiveness assessment of derivatives, as the hedge instruments, against the hedged items. The assessment is tested at inception of the hedge and through out the period of the hedge.

Derivative payables transactions with related parties are disclosed in Note 49.

**PT BANK CIMB NIAGA Tbk
DAN ENTITAS ANAK/AND SUBSIDIARY**

**CATATAN ATAS LAPORAN KEUANGAN KONSOLIDASIAN
31 DESEMBER 2017, 2016, DAN 2015
SERTA TAHUN-TAHUN YANG BERAKHIR
31 DESEMBER 2017, 2016, DAN 2015**
(Dinyatakan dalam jutaan Rupiah, kecuali dinyatakan lain)

**NOTES TO THE CONSOLIDATED FINANCIAL STATEMENTS
31 DECEMBER 2017, 2016, AND 2015
AND FOR THE YEARS ENDED
31 DECEMBER 2017, 2016, AND 2015**
(Expressed in millions of Rupiah, unless otherwise stated)

12. KREDIT YANG DIBERIKAN

Kredit yang diberikan kepada pihak berelasi diungkapkan dalam Catatan 49. Informasi mengenai tingkat suku bunga dan jatuh tempo diungkapkan dalam Catatan 54 dan 56.

a. Berdasarkan jenis, mata uang, dan kualitas kredit

Kualitas kredit yang diberikan berdasarkan kredit yang mengalami penurunan nilai dan tidak mengalami penurunan nilai serta penilaian secara kolektif dan individual:

12. LOANS

Loans to related parties are disclosed in Note 49. Information in respect of interest rates and maturities are disclosed in Notes 54 and 56.

a. By type, currency, and loan quality

Loans quality based on impaired and unimpaired loans, and collectively and individually assessed:

	2017			
	Tidak mengalami penurunan nilai dan penilaian secara kolektif/ <i>Unimpaired and collectively assessed</i>	Mengalami penurunan nilai dan penilaian secara kolektif dan individual/ <i>Impaired and collectively and individually assessed</i>	Jumlah/ <i>Total</i>	
Pihak Berelasi				Related parties
Rupiah				Rupiah
Konsumsi	267,700	-	267,700	Consumer
Sub jumlah	267,700	-	267,700	Sub total
Pihak Ketiga				Third parties
Rupiah				Rupiah
Konsumsi	40,559,344	1,053,095	41,612,439	Consumer
Modal Kerja	71,102,505	4,373,589	75,476,094	Working capital
Investasi	35,364,408	1,979,212	37,343,620	Investment
Sub jumlah	147,026,257	7,405,896	154,432,153	Sub total
Dolar Amerika Serikat				United States Dollar
Konsumsi	34,318	-	34,318	Consumer
Modal Kerja	21,324,985	1,128,503	22,453,488	Working capital
Investasi	3,044,782	849,448	3,894,230	Investment
Sub jumlah	24,404,085	1,977,951	26,382,036	Sub total
Dolar Singapura				Singapore Dollar
Konsumsi	-	3	3	Consumer
Modal Kerja	252,100	-	252,100	Working capital
Investasi	69,531	-	69,531	Investment
Sub jumlah	321,631	3	321,634	Sub total
Euro				Euro
Modal Kerja	2,199	-	2,199	Working capital
Sub jumlah	2,199	-	2,199	Sub total
	171,754,172	9,383,850	181,138,022	
	172,021,872	9,383,850	181,405,722	
Dikurangi: Cadangan kerugian penurunan nilai	(2,694,421)	(4,290,285)	(6,984,706)	Less: Allowance for impairment losses
Jumlah	169,327,451	5,093,565	174,421,016	Total

**PT BANK CIMB NIAGA Tbk
DAN ENTITAS ANAK/AND SUBSIDIARY**

**CATATAN ATAS LAPORAN KEUANGAN KONSOLIDASIAN
31 DESEMBER 2017, 2016, DAN 2015
SERTA TAHUN-TAHUN YANG BERAKHIR
31 DESEMBER 2017, 2016, DAN 2015**
(Dinyatakan dalam jutaan Rupiah, kecuali dinyatakan lain)

**NOTES TO THE CONSOLIDATED FINANCIAL STATEMENTS
31 DECEMBER 2017, 2016, AND 2015
AND FOR THE YEARS ENDED
31 DECEMBER 2017, 2016, AND 2015**
(Expressed in millions of Rupiah, unless otherwise stated)

12. KREDIT YANG DIBERIKAN (lanjutan)

12. LOANS (continued)

a. Berdasarkan jenis, mata uang, dan kualitas kredit (lanjutan)

a. By type, currency, and loan quality (continued)

Kualitas kredit yang diberikan berdasarkan kredit yang mengalami penurunan nilai dan tidak mengalami penurunan nilai serta penilaian secara kolektif dan individual: (lanjutan)

Loans quality based on impaired and unimpaired loans, and collectively and individually assessed: (continued)

	2016			
	Tidak mengalami penurunan nilai dan penilaian secara kolektif/ Unimpaired and collectively assessed	Mengalami penurunan nilai dan penilaian secara kolektif dan individual/ Impaired and collectively and individually assessed	Jumlah/ Total	
Pihak Berelasi Rupiah				Related parties Rupiah
Konsumsi	214,746	-	214,746	Consumer
Sub jumlah	214,746	-	214,746	Sub total
Pihak Ketiga Rupiah				Third parties Rupiah
Konsumsi	38,628,332	1,005,833	39,634,165	Consumer
Modal Kerja	63,882,520	2,561,615	66,444,135	Working capital
Investasi	39,616,265	2,605,548	42,221,813	Investment
Sub jumlah	142,127,117	6,172,996	148,300,113	Sub total
Dolar Amerika Serikat				United States Dollar
Konsumsi	35,422	-	35,422	Consumer
Modal Kerja	16,743,337	1,744,720	18,488,057	Working capital
Investasi	4,807,185	1,391,688	6,198,873	Investment
Sub jumlah	21,585,944	3,136,408	24,722,352	Sub total
Dolar Singapura				Singapore Dollar
Modal Kerja	228,954	-	228,954	Working capital
Investasi	113,635	5,906	119,541	Investment
Sub jumlah	342,589	5,906	348,495	Sub total
Euro				Euro
Modal Kerja	1,985	-	1,985	Working capital
Sub jumlah	1,985	-	1,985	Sub total
	164,057,635	9,315,310	173,372,945	
	164,272,381	9,315,310	173,587,691	
Dikurangi: Cadangan kerugian penurunan nilai	(3,258,536)	(4,405,720)	(7,664,256)	Less: Allowance for impairment losses
Jumlah	161,013,845	4,909,590	165,923,435	Total

**PT BANK CIMB NIAGA Tbk
DAN ENTITAS ANAK/AND SUBSIDIARY**

**CATATAN ATAS LAPORAN KEUANGAN KONSOLIDASIAN
31 DESEMBER 2017, 2016, DAN 2015
SERTA TAHUN-TAHUN YANG BERAKHIR
31 DESEMBER 2017, 2016, DAN 2015**
(Dinyatakan dalam jutaan Rupiah, kecuali dinyatakan lain)

**NOTES TO THE CONSOLIDATED FINANCIAL STATEMENTS
31 DECEMBER 2017, 2016, AND 2015
AND FOR THE YEARS ENDED
31 DECEMBER 2017, 2016, AND 2015**
(Expressed in millions of Rupiah, unless otherwise stated)

12. KREDIT YANG DIBERIKAN (lanjutan)

12. LOANS (continued)

**a. Berdasarkan jenis, mata uang, dan kualitas kredit
(lanjutan)**

a. By type, currency, and loan quality (continued)

Kualitas kredit yang diberikan berdasarkan kredit yang mengalami penurunan nilai dan tidak mengalami penurunan nilai serta penilaian secara kolektif dan individual: (lanjutan)

*Loans quality based on impaired and unimpaired loans, and collectively and individually assessed:
(continued)*

	2015			
	Tidak mengalami penurunan nilai dan penilaian secara kolektif/ <i>Unimpaired and collectively assessed</i>	Mengalami penurunan nilai dan penilaian secara kolektif dan individual/ <i>Impaired and collectively and individually assessed</i>	Jumlah/ <i>Total</i>	
Pihak Berelasi				Related parties
Rupiah				Rupiah
Konsumsi	144,370	-	144,370	Consumer
Sub jumlah	144,370	-	144,370	Sub total
Pihak Ketiga				Third parties
Rupiah				Rupiah
Konsumsi	36,917,010	834,443	37,751,453	Consumer
Modal Kerja	67,121,246	2,781,009	69,902,255	Working capital
Investasi	36,178,486	1,365,477	37,543,963	Investment
Sub jumlah	140,216,742	4,980,929	145,197,671	Sub total
Dolar Amerika Serikat				United States Dollar
Konsumsi	45,474	-	45,474	Consumer
Modal Kerja	15,447,874	2,274,323	17,722,197	Working capital
Investasi	5,572,598	1,590,892	7,163,490	Investment
Sub jumlah	21,065,946	3,865,215	24,931,161	Sub total
Dolar Singapura				Singapore Dollar
Modal Kerja	233,836	-	233,836	Working capital
Investasi	216,897	6,935	223,832	Investment
Sub jumlah	450,733	6,935	457,668	Sub total
Euro				Euro
Modal Kerja	2,108	-	2,108	Working capital
Sub jumlah	2,108	-	2,108	Sub total
	161,735,529	8,853,079	170,588,608	
	161,879,899	8,853,079	170,732,978	
Dikurangi: Cadangan kerugian penurunan nilai	(2,543,631)	(4,506,615)	(7,050,246)	Less: Allowance for impairment losses
Jumlah	159,336,268	4,346,464	163,682,732	Total

**PT BANK CIMB NIAGA Tbk
DAN ENTITAS ANAK/AND SUBSIDIARY**

**CATATAN ATAS LAPORAN KEUANGAN KONSOLIDASIAN
31 DESEMBER 2017, 2016, DAN 2015
SERTA TAHUN-TAHUN YANG BERAKHIR
31 DESEMBER 2017, 2016, DAN 2015**
(Dinyatakan dalam jutaan Rupiah, kecuali dinyatakan lain)

**NOTES TO THE CONSOLIDATED FINANCIAL STATEMENTS
31 DECEMBER 2017, 2016, AND 2015
AND FOR THE YEARS ENDED
31 DECEMBER 2017, 2016, AND 2015**
(Expressed in millions of Rupiah, unless otherwise stated)

12. KREDIT YANG DIBERIKAN (lanjutan)

12. LOANS (continued)

a. Berdasarkan jenis, mata uang, dan kualitas kredit (lanjutan)

a. By type, currency, and loan quality (continued)

Kredit yang mengalami penurunan nilai berdasarkan penilaian secara kolektif dan individual pada tanggal 31 Desember 2017, 2016, dan 2015 adalah:

Impaired loans based on collective and individual assessment as at 31 December 2017, 2016, and 2015 are as follows:

	2017			
	Kolektif/ Collective	Individual/ Individual	Jumlah/ Total	
Konsumsi	973,909	79,189	1,053,098	Consumer
Modal Kerja	420,727	5,081,365	5,502,092	Working capital
Investasi	271,474	2,557,186	2,828,660	Investment
	1,666,110	7,717,740	9,383,850	
Dikurangi: Cadangan kerugian penurunan nilai			(4,290,285)	Less: Allowance for impairment losses
			5,093,565	
	2016			
	Kolektif/ Collective	Individual/ Individual	Jumlah/ Total	
Konsumsi	922,132	83,701	1,005,833	Consumer
Modal Kerja	560,304	3,746,031	4,306,335	Working capital
Investasi	519,854	3,483,288	4,003,142	Investment
	2,002,290	7,313,020	9,315,310	
Dikurangi: Cadangan kerugian penurunan nilai			(4,405,720)	Less: Allowance for impairment losses
			4,909,590	
	2015			
	Kolektif/ Collective	Individual/ Individual	Jumlah/ Total	
Konsumsi	770,590	63,853	834,443	Consumer
Modal Kerja	473,610	4,581,722	5,055,332	Working capital
Investasi	643,464	2,319,840	2,963,304	Investment
	1,887,664	6,965,415	8,853,079	
Dikurangi: Cadangan kerugian penurunan nilai			(4,506,615)	Less: Allowance for impairment losses
			4,346,464	

**PT BANK CIMB NIAGA Tbk
DAN ENTITAS ANAK/AND SUBSIDIARY**

**CATATAN ATAS LAPORAN KEUANGAN KONSOLIDASIAN
31 DESEMBER 2017, 2016, DAN 2015
SERTA TAHUN-TAHUN YANG BERAKHIR
31 DESEMBER 2017, 2016, DAN 2015**
(Dinyatakan dalam jutaan Rupiah, kecuali dinyatakan lain)

**NOTES TO THE CONSOLIDATED FINANCIAL STATEMENTS
31 DECEMBER 2017, 2016, AND 2015
AND FOR THE YEARS ENDED
31 DECEMBER 2017, 2016, AND 2015**
(Expressed in millions of Rupiah, unless otherwise stated)

12. KREDIT YANG DIBERIKAN (lanjutan)

12. LOANS (continued)

a. Berdasarkan jenis, mata uang, dan kualitas kredit (lanjutan)

a. By type, currency, and loan quality (continued)

Kualitas kredit yang diberikan berdasarkan kolektibilitas sesuai ketentuan OJK/BI:

Loans quality based on collectibility according to FSA/BI regulation:

		2017					
	Lancar/ <i>Pass</i>	Dalam Perhatian Khusus/ <i>Special Mention</i>	Kurang Lancar/ Sub- <i>Standard</i>	Diragukan/ <i>Doubtful</i>	Macet/ <i>Loss</i>	Jumlah/ <i>Total</i>	
Pihak Berelasi							Related parties
Rupiah							Rupiah
Konsumsi	267,700	-	-	-	-	267,700	Consumer
Sub jumlah	267,700	-	-	-	-	267,700	Sub Total
Pihak Ketiga							Third parties
Rupiah							Rupiah
Konsumsi	37,239,125	3,373,475	267,571	254,216	478,052	41,612,439	Consumer
Modal Kerja	70,777,361	1,444,101	867,797	480,955	1,905,880	75,476,094	Working capital
Investasi	34,155,759	1,567,720	193,256	75,230	1,351,655	37,343,620	Investment
Sub jumlah	142,172,245	6,385,296	1,328,624	810,401	3,735,587	154,432,153	Sub Total
Dolar Amerika Serikat							United States Dollar
Konsumsi	34,318	-	-	-	-	34,318	Consumer
Modal Kerja	21,388,531	282,520	-	-	782,437	22,453,488	Working capital
Investasi	2,860,382	913,652	27,418	-	92,778	3,894,230	Investment
Sub jumlah	24,283,231	1,196,172	27,418	-	875,215	26,382,036	Sub Total
Dolar Singapura							Singapore Dollar
Konsumsi	-	-	-	3	-	3	Consumer
Modal Kerja	252,100	-	-	-	-	252,100	Working capital
Investasi	69,531	-	-	-	-	69,531	Investment
Sub jumlah	321,631	-	-	3	-	321,634	Sub Total
Euro							Euro
Modal Kerja	2,199	-	-	-	-	2,199	Working capital
Sub jumlah	2,199	-	-	-	-	2,199	Sub Total
	167,047,006	7,581,468	1,356,042	810,404	4,610,802	181,405,722	
Dikurangi: Cadangan kerugian penurunan nilai						(6,984,706)	Less: Allowance for impairment losses
Jumlah						174,421,016	Total

**PT BANK CIMB NIAGA Tbk
DAN ENTITAS ANAK/AND SUBSIDIARY**

**CATATAN ATAS LAPORAN KEUANGAN KONSOLIDASIAN
31 DESEMBER 2017, 2016, DAN 2015
SERTA TAHUN-TAHUN YANG BERAKHIR
31 DESEMBER 2017, 2016, DAN 2015**
(Dinyatakan dalam jutaan Rupiah, kecuali dinyatakan lain)

**NOTES TO THE CONSOLIDATED FINANCIAL STATEMENTS
31 DECEMBER 2017, 2016, AND 2015
AND FOR THE YEARS ENDED
31 DECEMBER 2017, 2016, AND 2015**
(Expressed in millions of Rupiah, unless otherwise stated)

12. KREDIT YANG DIBERIKAN (lanjutan)

12. LOANS (continued)

**a. Berdasarkan jenis, mata uang, dan kualitas kredit
(lanjutan)**

a. By type, currency, and loan quality (continued)

Kualitas kredit yang diberikan berdasarkan kolektibilitas sesuai ketentuan OJK/BI: (lanjutan)

Loans quality based on collectibility according to FSA/BI regulation: (continued)

		2016					
		Dalam Perhatian Khusus/ Special Mention	Kurang Lancar/ Sub- Standard	Diragukan/ Doubtful	Macet/ Loss	Jumlah/ Total	
Lancar/ Pass							
Pihak Berelasi							Related parties
Rupiah							Rupiah
Konsumsi	214,746	-	-	-	-	214,746	Consumer
Sub jumlah	<u>214,746</u>	<u>-</u>	<u>-</u>	<u>-</u>	<u>-</u>	<u>214,746</u>	Sub Total
Pihak Ketiga							Third parties
Rupiah							Rupiah
Konsumsi	34,958,276	3,735,785	340,514	233,705	365,885	39,634,165	Consumer
Modal Kerja	62,386,820	2,298,642	356,665	61,431	1,340,577	66,444,135	Working capital
Investasi	37,460,917	2,451,818	266,105	77,520	1,965,453	42,221,813	Investment
Sub jumlah	<u>134,806,013</u>	<u>8,486,245</u>	<u>963,284</u>	<u>372,656</u>	<u>3,671,915</u>	<u>148,300,113</u>	Sub Total
Dolar Amerika Serikat							United States Dollar
Konsumsi	35,422	-	-	-	-	35,422	Consumer
Modal Kerja	16,536,241	911,274	-	38,632	1,001,910	18,488,057	Working capital
Investasi	4,686,093	779,176	13,954	-	719,650	6,198,873	Investment
Sub jumlah	<u>21,257,756</u>	<u>1,690,450</u>	<u>13,954</u>	<u>38,632</u>	<u>1,721,560</u>	<u>24,722,352</u>	Sub Total
Dolar Singapura							Singapore Dollar
Modal Kerja	228,954	-	-	-	-	228,954	Working capital
Investasi	111,694	1,941	-	-	5,906	119,541	Investment
Sub jumlah	<u>340,648</u>	<u>1,941</u>	<u>-</u>	<u>-</u>	<u>5,906</u>	<u>348,495</u>	Sub Total
Euro							Euro
Modal Kerja	1,985	-	-	-	-	1,985	Working capital
Sub jumlah	<u>1,985</u>	<u>-</u>	<u>-</u>	<u>-</u>	<u>-</u>	<u>1,985</u>	Sub Total
	<u>156,621,148</u>	<u>10,178,636</u>	<u>977,238</u>	<u>411,288</u>	<u>5,399,381</u>	<u>173,587,691</u>	
Dikurangi: Cadangan kerugian penurunan nilai						(7,664,256)	Less: Allowance for impairment losses
Jumlah						<u>165,923,435</u>	Total

**PT BANK CIMB NIAGA Tbk
DAN ENTITAS ANAK/AND SUBSIDIARY**

**CATATAN ATAS LAPORAN KEUANGAN KONSOLIDASIAN
31 DESEMBER 2017, 2016, DAN 2015
SERTA TAHUN-TAHUN YANG BERAKHIR
31 DESEMBER 2017, 2016, DAN 2015**
(Dinyatakan dalam jutaan Rupiah, kecuali dinyatakan lain)

**NOTES TO THE CONSOLIDATED FINANCIAL STATEMENTS
31 DECEMBER 2017, 2016, AND 2015
AND FOR THE YEARS ENDED
31 DECEMBER 2017, 2016, AND 2015**
(Expressed in millions of Rupiah, unless otherwise stated)

12. KREDIT YANG DIBERIKAN (lanjutan)

12. LOANS (continued)

**a. Berdasarkan jenis, mata uang, dan kualitas kredit
(lanjutan)**

a. By type, currency, and loan quality (continued)

Kualitas kredit yang diberikan berdasarkan kolektibilitas sesuai ketentuan OJK/BI: (lanjutan)

Loans quality based on collectibility according to FSA/BI regulation: (continued)

		2015					
	Lancar/ Pass	Dalam Perhatian Khusus/ Special Mention	Kurang Lancar/ Sub- Standard	Diragukan/ Doubtful	Macet/ Loss	Jumlah/ Total	
Pihak Berelasi							Related parties
Rupiah							Rupiah
Konsumsi	144,370	-	-	-	-	144,370	Consumer
Sub jumlah	144,370	-	-	-	-	144,370	Sub Total
Pihak Ketiga							Third parties
Rupiah							Rupiah
Konsumsi	33,334,902	3,678,211	154,817	146,092	437,431	37,751,453	Consumer
Modal Kerja	65,454,600	2,637,233	176,663	191,203	1,442,556	69,902,255	Working capital
Investasi	34,065,707	2,371,947	149,086	241,824	715,399	37,543,963	Investment
Sub jumlah	132,855,209	8,687,391	480,566	579,119	2,595,386	145,197,671	Sub Total
Dolar Amerika Serikat							United States Dollar
Konsumsi	43,591	1,883	-	-	-	45,474	Consumer
Modal Kerja	14,269,043	1,428,729	-	193,818	1,830,607	17,722,197	Working capital
Investasi	3,148,140	3,129,914	-	-	885,436	7,163,490	Investment
Sub jumlah	17,460,774	4,560,526	-	193,818	2,716,043	24,931,161	Sub Total
Dolar Singapura							Singapore Dollar
Modal Kerja	233,836	-	-	-	-	233,836	Working capital
Investasi	194,545	22,352	-	-	6,935	223,832	Investment
Sub jumlah	428,381	22,352	-	-	6,935	457,668	Sub Total
Euro							Euro
Konsumsi	-	-	-	-	-	-	Consumer
Modal Kerja	2,108	-	-	-	-	2,108	Working capital
Sub jumlah	2,108	-	-	-	-	2,108	Sub Total
	150,890,842	13,270,269	480,566	772,937	5,318,364	170,732,978	
Dikurangi: Cadangan kerugian penurunan nilai						(7,050,246)	Less: Allowance for impairment losses
Jumlah						163,682,732	Total

Termasuk dalam kredit yang diberikan dalam Rupiah dan Dolar Amerika Serikat pada tanggal 31 Desember 2017 adalah piutang dan pembiayaan Syariah sebesar Rp 16.694.536 (2016: Rp 10.205.773; 2015: Rp 7.284.415).

Included in loans denominated in Rupiah and United States Dollar at 31 December 2017 are Sharia receivables and financing amounted to Rp 16,694,536 (2016: Rp 10,205,773; 2015: Rp 7,284,415).

**PT BANK CIMB NIAGA Tbk
DAN ENTITAS ANAK/AND SUBSIDIARY**

**CATATAN ATAS LAPORAN KEUANGAN KONSOLIDASIAN
31 DESEMBER 2017, 2016, DAN 2015
SERTA TAHUN-TAHUN YANG BERAKHIR
31 DESEMBER 2017, 2016, DAN 2015**
(Dinyatakan dalam jutaan Rupiah, kecuali dinyatakan lain)

**NOTES TO THE CONSOLIDATED FINANCIAL STATEMENTS
31 DECEMBER 2017, 2016, AND 2015
AND FOR THE YEARS ENDED
31 DECEMBER 2017, 2016, AND 2015**
(Expressed in millions of Rupiah, unless otherwise stated)

12. KREDIT YANG DIBERIKAN (lanjutan)

12. LOANS (continued)

b. Berdasarkan sektor ekonomi

b. By economic sector

Kredit yang diberikan berdasarkan sektor ekonomi, serta kredit yang mengalami penurunan nilai dan tidak mengalami penurunan nilai:

Loans based on economic sector, also impaired and unimpaired loans:

	2017			
	Tidak mengalami penurunan nilai dan penilaian secara kolektif/ <i>Unimpaired and collectively assessed</i>	Mengalami penurunan nilai dan penilaian secara kolektif dan individual/ <i>Impaired and collectively and individually assessed</i>	Jumlah/ <i>Total</i>	
Rupiah				Rupiah
Perindustrian	28,871,759	480,174	29,351,933	<i>Manufacturing</i>
Perdagangan, restoran, hotel, dan administrasi	28,492,754	3,578,008	32,070,762	<i>Trading, restaurants, hotels, and administration</i>
Pertanian	11,004,851	388,517	11,393,368	<i>Agriculture</i>
Jasa usaha	24,182,077	935,799	25,117,876	<i>Business services</i>
Konstruksi	6,595,458	134,710	6,730,168	<i>Construction</i>
Pengangkutan, pergudangan, dan komunikasi	1,668,497	667,060	2,335,557	<i>Transportation, warehousing, and communication</i>
Jasa pelayanan sosial	5,778,809	163,294	5,942,103	<i>Social services</i>
Pertambangan	348,959	1,405	350,364	<i>Mining</i>
Listrik, gas dan air	409,739	3,835	413,574	<i>Electricity, gas and water</i>
Perumahan	24,742,452	667,266	25,409,718	<i>Housing</i>
Konsumsi	15,198,602	385,828	15,584,430	<i>Consumer</i>
Sub jumlah	<u>147,293,957</u>	<u>7,405,896</u>	<u>154,699,853</u>	<i>Sub total</i>
Mata uang asing				Foreign currencies
Perindustrian	9,005,509	624,040	9,629,549	<i>Manufacturing</i>
Perdagangan, restoran, hotel, dan administrasi	6,583,348	170,520	6,753,868	<i>Trading, restaurants, hotels, and administration</i>
Pertanian	4,470,561	-	4,470,561	<i>Agriculture</i>
Jasa usaha	1,357,926	-	1,357,926	<i>Business services</i>
Konstruksi	207,348	-	207,348	<i>Construction</i>
Pengangkutan, pergudangan, dan komunikasi	1,795,729	27,418	1,823,147	<i>Transportation, warehousing, and communication</i>
Jasa pelayanan sosial	9,711	-	9,711	<i>Social services</i>
Pertambangan	646,654	1,155,973	1,802,627	<i>Mining</i>
Listrik, gas dan air	614,099	-	614,099	<i>Electricity, gas and water</i>
Perumahan	18,995	-	18,995	<i>Housing</i>
Konsumsi	18,035	3	18,038	<i>Consumer</i>
Sub jumlah	<u>24,727,915</u>	<u>1,977,954</u>	<u>26,705,869</u>	<i>Sub total</i>
	172,021,872	9,383,850	181,405,722	
Dikurangi: Cadangan kerugian penurunan nilai	(2,694,421)	(4,290,285)	(6,984,706)	<i>Less: Allowance for impairment losses</i>
	<u>169,327,451</u>	<u>5,093,565</u>	<u>174,421,016</u>	

**PT BANK CIMB NIAGA Tbk
DAN ENTITAS ANAK/AND SUBSIDIARY**

**CATATAN ATAS LAPORAN KEUANGAN KONSOLIDASIAN
31 DESEMBER 2017, 2016, DAN 2015
SERTA TAHUN-TAHUN YANG BERAKHIR
31 DESEMBER 2017, 2016, DAN 2015**
(Dinyatakan dalam jutaan Rupiah, kecuali dinyatakan lain)

**NOTES TO THE CONSOLIDATED FINANCIAL STATEMENTS
31 DECEMBER 2017, 2016, AND 2015
AND FOR THE YEARS ENDED
31 DECEMBER 2017, 2016, AND 2015**
(Expressed in millions of Rupiah, unless otherwise stated)

12. KREDIT YANG DIBERIKAN (lanjutan)

12. LOANS (continued)

b. Berdasarkan sektor ekonomi (lanjutan)

b. By economic sector (continued)

Kredit yang diberikan berdasarkan sektor ekonomi, serta kredit yang mengalami penurunan nilai dan tidak mengalami penurunan nilai: (lanjutan)

Loans based on economic sector, also impaired and unimpaired loans: (continued)

	2016			
	Tidak mengalami penurunan nilai dan penilaian secara kolektif/ <i>Unimpaired and collectively assessed</i>	Mengalami penurunan nilai dan penilaian secara kolektif dan individual/ <i>Impaired and collectively and individually assessed</i>	Jumlah/ <i>Total</i>	
Rupiah				Rupiah
Perindustrian	27,209,669	819,632	28,029,301	Manufacturing
Perdagangan, restoran, hotel, dan administrasi	28,770,863	2,110,398	30,881,261	Trading, restaurants, hotels, and administration
Pertanian	9,267,387	225,104	9,492,491	Agriculture
Jasa usaha	24,128,736	1,523,984	25,652,720	Business services
Konstruksi	4,499,868	97,031	4,596,899	Construction
Pengangkutan, pergudangan, dan komunikasi	2,685,303	187,459	2,872,762	Transportation, warehousing, and communication
Jasa pelayanan sosial	7,642,717	160,861	7,803,578	Social services
Pertambangan	272,948	1,546	274,494	Mining
Listrik, gas dan air	217,411	41,148	258,559	Electricity, gas and water
Perumahan	22,732,323	616,942	23,349,265	Housing
Konsumsi	14,914,638	388,891	15,303,529	Consumer
Sub jumlah	<u>142,341,863</u>	<u>6,172,996</u>	<u>148,514,859</u>	Sub total
Mata uang asing				Foreign currencies
Perindustrian	6,950,952	1,757,346	8,708,298	Manufacturing
Perdagangan, restoran, hotel, dan administrasi	5,472,543	50,933	5,523,476	Trading, restaurants, hotels, and administration
Pertanian	3,819,760	18,237	3,837,997	Agriculture
Jasa usaha	2,574,311	891,261	3,465,572	Business services
Konstruksi	270,625	-	270,625	Construction
Pengangkutan, pergudangan, dan komunikasi	1,749,168	81,111	1,830,279	Transportation, warehousing, and communication
Jasa pelayanan sosial	12,536	-	12,536	Social services
Pertambangan	846,482	343,426	1,189,908	Mining
Listrik, gas, dan air	198,719	-	198,719	Electricity, gas, and water
Konsumsi	35,422	-	35,422	Consumer
Sub jumlah	<u>21,930,518</u>	<u>3,142,314</u>	<u>25,072,832</u>	Sub total
	164,272,381	9,315,310	173,587,691	
Dikurangi: Cadangan kerugian penurunan nilai	<u>(3,258,536)</u>	<u>(4,405,720)</u>	<u>(7,664,256)</u>	Less: Allowance for impairment losses
	<u>161,013,845</u>	<u>4,909,590</u>	<u>165,923,435</u>	

**PT BANK CIMB NIAGA Tbk
DAN ENTITAS ANAK/AND SUBSIDIARY**

**CATATAN ATAS LAPORAN KEUANGAN KONSOLIDASIAN
31 DESEMBER 2017, 2016, DAN 2015
SERTA TAHUN-TAHUN YANG BERAKHIR
31 DESEMBER 2017, 2016, DAN 2015**
(Dinyatakan dalam jutaan Rupiah, kecuali dinyatakan lain)

**NOTES TO THE CONSOLIDATED FINANCIAL STATEMENTS
31 DECEMBER 2017, 2016, AND 2015
AND FOR THE YEARS ENDED
31 DECEMBER 2017, 2016, AND 2015**
(Expressed in millions of Rupiah, unless otherwise stated)

12. KREDIT YANG DIBERIKAN (lanjutan)

12. LOANS (continued)

b. Berdasarkan sektor ekonomi (lanjutan)

b. By economic sector (continued)

Kredit yang diberikan berdasarkan sektor ekonomi, serta kredit yang mengalami penurunan nilai dan tidak mengalami penurunan nilai: (lanjutan)

Loans based on economic sector, also impaired and unimpaired loans: (continued)

	2015			
	Tidak mengalami penurunan nilai dan penilaian secara kolektif/ <i>Unimpaired and collectively assessed</i>	Mengalami penurunan nilai dan penilaian secara kolektif dan individual/ <i>Impaired and collectively and individually assessed</i>	Jumlah/ <i>Total</i>	
Rupiah				Rupiah
Perindustrian	26,657,760	1,087,499	27,745,259	Manufacturing
Perdagangan, restoran, hotel, dan administrasi	29,006,481	1,272,170	30,278,651	Trading, restaurants, hotels, and administration
Pertanian	10,343,388	196,940	10,540,328	Agriculture
Jasa usaha	21,163,289	306,655	21,469,944	Business services
Konstruksi	2,402,274	354,414	2,756,688	Construction
Pengangkutan, pergudangan, dan komunikasi	1,537,515	420,624	1,958,139	Transportation, warehousing, and communication
Jasa pelayanan sosial	12,436,491	377,261	12,813,752	Social services
Pertambangan	736,948	67,621	804,569	Mining
Listrik, gas dan air	213,822	63,301	277,123	Electricity, gas and water
Perumahan	23,024,060	549,943	23,574,003	Housing
Konsumsi	12,839,084	284,501	13,123,585	Consumer
Sub jumlah	<u>140,361,112</u>	<u>4,980,929</u>	<u>145,342,041</u>	Sub total
Mata uang asing				Foreign currencies
Perindustrian	5,122,533	1,385,190	6,507,723	Manufacturing
Perdagangan, restoran, hotel, dan administrasi	4,551,610	732,072	5,283,682	Trading, restaurants, hotels, and administration
Pertanian	5,365,578	37,345	5,402,923	Agriculture
Jasa usaha	4,026,172	1,224,974	5,251,146	Business services
Konstruksi	162,866	-	162,866	Construction
Pengangkutan, pergudangan, dan komunikasi	669,467	28,891	698,358	Transportation, warehousing, and communication
Jasa pelayanan sosial	60,990	-	60,990	Social services
Pertambangan	1,514,097	463,678	1,977,775	Mining
Konsumsi	45,474	-	45,474	Consumer
Sub jumlah	<u>21,518,787</u>	<u>3,872,150</u>	<u>25,390,937</u>	Sub total
	161,879,899	8,853,079	170,732,978	
Dikurangi: Cadangan kerugian penurunan nilai	<u>(2,543,631)</u>	<u>(4,506,615)</u>	<u>(7,050,246)</u>	Less: Allowance for impairment losses
	<u>159,336,268</u>	<u>4,346,464</u>	<u>163,682,732</u>	

**PT BANK CIMB NIAGA Tbk
DAN ENTITAS ANAK/AND SUBSIDIARY**

**CATATAN ATAS LAPORAN KEUANGAN KONSOLIDASIAN
31 DESEMBER 2017, 2016, DAN 2015
SERTA TAHUN-TAHUN YANG BERAKHIR
31 DESEMBER 2017, 2016, DAN 2015**
(Dinyatakan dalam jutaan Rupiah, kecuali dinyatakan lain)

**NOTES TO THE CONSOLIDATED FINANCIAL STATEMENTS
31 DECEMBER 2017, 2016, AND 2015
AND FOR THE YEARS ENDED
31 DECEMBER 2017, 2016, AND 2015**
(Expressed in millions of Rupiah, unless otherwise stated)

12. KREDIT YANG DIBERIKAN (lanjutan)

12. LOANS (continued)

b. Berdasarkan sektor ekonomi (lanjutan)

b. By economic sector (continued)

Rasio kredit yang mengalami penurunan nilai bruto dan neto pada tanggal 31 Desember 2017 masing-masing adalah sebesar 5,17% dan 2,81% (2016: 5,37% dan 2,83%; 2015: 5,19% dan 2,55%). Rasio kredit yang mengalami penurunan nilai bruto dihitung dengan membagi jumlah kredit yang diberikan yang mengalami penurunan nilai dengan jumlah kredit yang diberikan. Rasio kredit yang mengalami penurunan nilai neto dihitung dengan mengurangi jumlah kredit yang diberikan yang mengalami penurunan nilai dengan cadangan kerugian penurunan nilai dan dibagi dengan jumlah kredit yang diberikan.

Gross and net impaired loan ratios as at 31 December 2017 are 5.17% and 2.81%, respectively (2016: 5.37% and 2.83%; 2015: 5.19% and 2.55%). Gross impaired loan ratio is calculated by dividing total impaired loans with total loans. Net impaired loan ratio is calculated by deducting impaired loans with allowance for impairment losses and divide with total loans.

Kualitas kredit yang diberikan berdasarkan sektor ekonomi dan kolektibilitas sesuai ketentuan OJK/BI:

Loans quality based on economic sector and collectibility according to FSA/BI regulation:

	2017						
	Lancar/ Pass	Dalam Perhatian Khusus/ Special Mention	Kurang Lancar/ Sub- Standard	Diragukan/ Doubtful	Macet/ Loss	Jumlah/ Total	
Rupiah							Rupiah
Perindustrian	28,646,918	256,105	18,359	147,834	282,717	29,351,933	Manufacturing
Perdagangan, restoran, hotel, dan administrasi	27,906,090	1,182,849	812,995	343,474	1,825,354	32,070,762	Trading, restaurants, hotels, and administration
Pertanian	10,890,340	207,091	75,597	1,240	219,100	11,393,368	Agriculture
Jasa usaha	24,064,697	364,588	72,304	5,472	610,815	25,117,876	Business services
Konstruksi	6,514,641	49,357	36,950	19,500	109,720	6,730,168	Construction
Pengangkutan, pergudangan, dan komunikasi	1,769,447	445,654	17,871	1,942	100,643	2,335,557	Transportation, warehousing, and communication
Jasa pelayanan sosial	5,275,795	498,663	26,977	36,722	103,946	5,942,103	Social services
Pertambangan	348,959	-	-	-	1,405	350,364	Mining
Listrik, gas, dan air	402,225	7,514	-	-	3,835	413,574	Electricity, gas, and water
Perumahan	22,646,617	2,111,675	141,382	62,613	447,431	25,409,718	Housing
Konsumsi	13,974,216	1,261,800	126,189	191,604	30,621	15,584,430	Consumer
Sub jumlah	<u>142,439,945</u>	<u>6,385,296</u>	<u>1,328,624</u>	<u>810,401</u>	<u>3,735,587</u>	<u>154,699,853</u>	Sub Total
Mata uang asing							Foreign currencies
Perindustrian	9,005,510	231,555	-	-	392,484	9,629,549	Manufacturing
Perdagangan, restoran, hotel, dan administrasi	6,570,871	12,477	-	-	170,520	6,753,868	Trading, restaurants, hotels, and administration
Pertanian	4,470,561	-	-	-	-	4,470,561	Agriculture
Jasa usaha	1,357,926	-	-	-	-	1,357,926	Business services
Konstruksi	27,177	180,171	-	-	-	207,348	Construction
Pengangkutan, pergudangan, dan komunikasi	1,791,500	4,229	27,418	-	-	1,823,147	Transportation, warehousing, and communication
Jasa pelayanan sosial	6,567	-	-	-	3,144	9,711	Social services
Pertambangan	725,820	767,740	-	-	309,067	1,802,627	Mining
Listrik, gas, dan air	614,099	-	-	-	-	614,099	Electricity, gas, and water
Perumahan	18,995	-	-	-	-	18,995	Housing
Konsumsi	18,035	-	-	3	-	18,038	Consumer
Sub jumlah	<u>24,607,061</u>	<u>1,196,172</u>	<u>27,418</u>	<u>3</u>	<u>875,215</u>	<u>26,705,869</u>	Sub Total
	<u>167,047,006</u>	<u>7,581,468</u>	<u>1,356,042</u>	<u>810,404</u>	<u>4,610,802</u>	<u>181,405,722</u>	
Dikurangi: Cadangan kerugian penurunan nilai						(6,984,706)	Less: Allowance for impairment losses
Jumlah						<u>174,421,016</u>	Total

**PT BANK CIMB NIAGA Tbk
DAN ENTITAS ANAK/AND SUBSIDIARY**

**CATATAN ATAS LAPORAN KEUANGAN KONSOLIDASIAN
31 DESEMBER 2017, 2016, DAN 2015
SERTA TAHUN-TAHUN YANG BERAKHIR
31 DESEMBER 2017, 2016, DAN 2015**
(Dinyatakan dalam jutaan Rupiah, kecuali dinyatakan lain)

**NOTES TO THE CONSOLIDATED FINANCIAL STATEMENTS
31 DECEMBER 2017, 2016, AND 2015
AND FOR THE YEARS ENDED
31 DECEMBER 2017, 2016, AND 2015**
(Expressed in millions of Rupiah, unless otherwise stated)

12. KREDIT YANG DIBERIKAN (lanjutan)

12. LOANS (continued)

b. Berdasarkan sektor ekonomi (lanjutan)

b. By economic sector (continued)

Kualitas kredit yang diberikan berdasarkan sektor ekonomi dan kolektibilitas sesuai ketentuan OJK/BI: (lanjutan)

Loans quality based on economic sector and collectibility according to FSA/BI regulation: (continued)

2016							
	Lancar/ Pass	Dalam Perhatian Khusus/ Special Mention	Kurang Lancar/ Sub- Standard	Diragukan/ Doubtful	Macet/ Loss	Jumlah/ Total	
Rupiah							Rupiah
Perindustrian	26,943,020	384,419	18,540	8,559	674,763	28,029,301	Manufacturing
Perdagangan, restoran, hotel, dan administrasi	27,296,828	1,503,018	358,162	47,145	1,676,108	30,881,261	Trading, restaurants, hotels, and administration
Pertanian	9,014,724	262,369	8,120	16,085	191,193	9,492,491	Agriculture
Jasa usaha	23,843,167	1,152,724	115,604	13,895	527,330	25,652,720	Business services
Konstruksi	4,446,014	89,830	5,951	-	55,104	4,596,899	Construction
Pengangkutan, pergudangan, dan komunikasi	2,236,837	447,019	96,314	12,082	80,510	2,872,762	Transportation, warehousing, and communication
Jasa pelayanan sosial	6,774,721	873,620	20,046	41,069	94,122	7,803,578	Social services
Pertambangan	272,837	111	-	117	1,429	274,494	Mining
Listrik, gas, dan air	215,704	37,350	34	-	5,471	258,559	Electricity, gas, and water
Perumahan	20,790,104	1,981,438	151,801	87,399	338,523	23,349,265	Housing
Konsumsi	13,186,803	1,754,347	188,712	146,305	27,362	15,303,529	Consumer
Sub jumlah	<u>135,020,759</u>	<u>8,486,245</u>	<u>963,284</u>	<u>372,656</u>	<u>3,671,915</u>	<u>148,514,859</u>	Sub Total
Mata uang asing							Foreign currencies
Perindustrian	6,888,140	1,027,235	-	-	792,923	8,708,298	Manufacturing
Perdagangan, restoran, hotel, dan administrasi	5,338,693	134,039	-	-	50,744	5,523,476	Trading, restaurants, hotels, and administration
Pertanian	3,837,997	-	-	-	-	3,837,997	Agriculture
Jasa usaha	2,574,311	24,039	13,954	-	853,268	3,465,572	Business services
Konstruksi	270,625	-	-	-	-	270,625	Construction
Pengangkutan, pergudangan, dan komunikasi	1,748,647	54,266	-	-	27,366	1,830,279	Transportation, warehousing, and communication
Jasa pelayanan sosial	9,371	-	-	-	3,165	12,536	Social services
Pertambangan	698,464	452,812	-	38,632	-	1,189,908	Mining
Listrik, gas, dan air	198,719	-	-	-	-	198,719	Electricity, gas, and water
Konsumsi	35,422	-	-	-	-	35,422	Consumer
Sub jumlah	<u>21,600,389</u>	<u>1,692,391</u>	<u>13,954</u>	<u>38,632</u>	<u>1,727,466</u>	<u>25,072,832</u>	Sub Total
	<u>156,621,148</u>	<u>10,178,636</u>	<u>977,238</u>	<u>411,288</u>	<u>5,399,381</u>	<u>173,587,691</u>	
Dikurangi: Cadangan kerugian penurunan nilai						(7,664,256)	Less: Allowance for impairment losses
Jumlah						<u>165,923,435</u>	Total

**PT BANK CIMB NIAGA Tbk
DAN ENTITAS ANAK/AND SUBSIDIARY**

**CATATAN ATAS LAPORAN KEUANGAN KONSOLIDASIAN
31 DESEMBER 2017, 2016, DAN 2015
SERTA TAHUN-TAHUN YANG BERAKHIR
31 DESEMBER 2017, 2016, DAN 2015**
(Dinyatakan dalam jutaan Rupiah, kecuali dinyatakan lain)

**NOTES TO THE CONSOLIDATED FINANCIAL STATEMENTS
31 DECEMBER 2017, 2016, AND 2015
AND FOR THE YEARS ENDED
31 DECEMBER 2017, 2016, AND 2015**
(Expressed in millions of Rupiah, unless otherwise stated)

12. KREDIT YANG DIBERIKAN (lanjutan)

12. LOANS (continued)

b. Berdasarkan sektor ekonomi (lanjutan)

b. By economic sector (continued)

Kualitas kredit yang diberikan berdasarkan sektor ekonomi dan kolektibilitas sesuai ketentuan OJK/BI: (lanjutan)

Loans quality based on economic sector and collectibility according to FSA/BI regulation: (continued)

2015							
	Lancar/ Pass	Dalam Perhatian Khusus/ Special Mention	Kurang Lancar/ Sub- Standard	Diragukan/ Doubtful	Macet/ Loss	Jumlah/ Total	
Rupiah							Rupiah
Perindustrian	26,126,376	1,064,321	83,158	151,414	319,990	27,745,259	Manufacturing
Perdagangan, restoran, hotel, dan administrasi	28,079,176	1,236,322	75,093	64,113	823,947	30,278,651	Trading, restaurants, hotels, and administration
Pertanian	10,269,975	74,339	18,288	50,512	127,214	10,540,328	Agriculture
Jasa usaha	20,442,515	812,699	15,648	13,182	185,900	21,469,944	Business services
Konstruksi	2,278,689	123,585	233	36,347	317,834	2,756,688	Construction
Pengangkutan, pergudangan, dan komunikasi	999,851	735,117	7,066	1,843	214,262	1,958,139	Transportation, warehousing, and communication
Jasa pelayanan sosial	11,606,618	842,135	116,409	106,117	142,473	12,813,752	Social services
Pertambangan	703,329	70,241	4,989	27	25,983	804,569	Mining
Listrik, gas, dan air	212,016	50,420	4,864	9,471	352	277,123	Electricity, gas, and water
Perumahan	20,583,137	2,459,128	81,834	59,659	390,245	23,574,003	Housing
Konsumsi	11,697,897	1,219,084	72,984	86,434	47,186	13,123,585	Consumer
Sub jumlah	<u>132,999,579</u>	<u>8,687,391</u>	<u>480,566</u>	<u>579,119</u>	<u>2,595,386</u>	<u>145,342,041</u>	Sub Total
Mata uang asing							Foreign currencies
Perindustrian	4,540,923	1,174,258	-	2,070	790,472	6,507,723	Manufacturing
Perdagangan, restoran, hotel, dan administrasi	4,094,144	544,522	-	150,401	494,615	5,283,682	Trading, restaurants, hotels, and administration
Pertanian	5,346,706	56,217	-	-	-	5,402,923	Agriculture
Jasa usaha	2,208,306	1,817,861	-	-	1,224,979	5,251,146	Business services
Konstruksi	111,768	51,098	-	-	-	162,866	Construction
Pengangkutan, pergudangan, dan komunikasi	589,511	79,953	-	-	28,894	698,358	Transportation, warehousing, and communication
Jasa pelayanan sosial	38,388	-	-	-	22,602	60,990	Social services
Pertambangan	917,926	857,086	-	41,347	161,416	1,977,775	Mining
Konsumsi	43,591	1,883	-	-	-	45,474	Consumer
Sub jumlah	<u>17,891,263</u>	<u>4,582,878</u>	<u>-</u>	<u>193,818</u>	<u>2,722,978</u>	<u>25,390,937</u>	Sub Total
	<u>150,890,842</u>	<u>13,270,269</u>	<u>480,566</u>	<u>772,937</u>	<u>5,318,364</u>	<u>170,732,978</u>	
Dikurangi: Cadangan kerugian penurunan nilai						(7,050,246)	Less: Allowance for impairment losses
Jumlah						<u>163,682,732</u>	Total

**PT BANK CIMB NIAGA Tbk
DAN ENTITAS ANAK/AND SUBSIDIARY**

**CATATAN ATAS LAPORAN KEUANGAN KONSOLIDASIAN
31 DESEMBER 2017, 2016, DAN 2015
SERTA TAHUN-TAHUN YANG BERAKHIR
31 DESEMBER 2017, 2016, DAN 2015**
(Dinyatakan dalam jutaan Rupiah, kecuali dinyatakan lain)

**NOTES TO THE CONSOLIDATED FINANCIAL STATEMENTS
31 DECEMBER 2017, 2016, AND 2015
AND FOR THE YEARS ENDED
31 DECEMBER 2017, 2016, AND 2015**
(Expressed in millions of Rupiah, unless otherwise stated)

12. KREDIT YANG DIBERIKAN (lanjutan)

12. LOANS (continued)

b. Berdasarkan sektor ekonomi (lanjutan)

b. By economic sector (continued)

Rasio kredit bermasalah (*NPL*) dihitung sesuai dengan pedoman perhitungan rasio keuangan sebagaimana tercantum dalam Surat Edaran BI No. 3/30/DPNP tanggal 14 Desember 2001 sebagaimana telah diubah dengan Surat Edaran BI No. 7/10/DPNP tanggal 31 Maret 2005 yang kemudian diubah melalui Surat Edaran BI No. 13/30/DPNP tanggal 16 Desember 2011. Pada tanggal 31 Desember 2017, rasio *NPL* bruto dan neto konsolidasian (termasuk ljarah) masing-masing adalah sebesar 3,75% dan 2,16% (2016: 3,89% dan 2,16%; 2015: 3,74% dan 1,59%). Rasio *NPL* bruto dihitung dengan membagi jumlah pinjaman dalam klasifikasi kurang lancar, diragukan, dan macet dengan jumlah pinjaman. Rasio *NPL* neto dihitung dengan mengurangi jumlah pinjaman dalam klasifikasi kurang lancar, diragukan, dan macet dengan cadangan kerugian penurunan nilai dan dibagi dengan jumlah pinjaman. Rasio *NPL* disajikan secara konsolidasi termasuk piutang pembiayaan konsumen.

Non-performing loans (NPL) is determined based on financial ratio calculation guidance as stated in Circular Letter of BI No. 3/30/DPNP dated 14 December 2001 as amended with the Circular Letter of BI No. 7/10/DPNP dated 31 March 2005 then amended by Circular Letter of BI No. 13/30/DPNP dated 16 December 2011. As at 31 December 2017, the percentage on consolidated basis of gross and net NPL (included ljarah) is 3.75% and 2.16 %, respectively (2016: 3.89% and 2.16%; 2015: 3.74% and 1.59%). Gross NPL ratio is calculated by dividing total loans that classified as substandard, doubtful, and loss with total loans. Net NPL ratio is calculated by deducting total loans that classified as substandard, doubtful, and loss with allowance of impairment loans and divided by total loans. NPL ratio is disclosed as consolidated including the consumer financing receivables.

c. Berdasarkan jangka waktu perjanjian kredit

c. By term of credit agreements

	2017	2016	2015	
Rupiah				Rupiah
≤ 1 tahun	25,328,967	34,131,798	34,470,056	≤ 1 year
> 1 - < 2 tahun	26,705,678	12,069,223	12,740,743	> 1 - < 2 years
> 2 - < 5 tahun	30,193,810	30,563,132	31,785,021	> 2 - < 5 years
> 5 tahun	72,471,398	71,750,706	66,346,221	> 5 years
	<u>154,699,853</u>	<u>148,514,859</u>	<u>145,342,041</u>	
Dolar Amerika Serikat				United States Dollar
≤ 1 tahun	6,151,075	9,735,597	9,090,051	≤ 1 year
> 1 - < 2 tahun	4,740,383	1,308,860	953,084	> 1 - < 2 years
> 2 - < 5 tahun	6,861,192	3,302,523	3,616,975	> 2 - < 5 years
> 5 tahun	8,629,386	10,375,372	11,271,051	> 5 years
	<u>26,382,036</u>	<u>24,722,352</u>	<u>24,931,161</u>	
Dolar Singapura				Singapore Dollar
≤ 1 tahun	121,624	116,715	87,840	≤ 1 year
> 1 - < 2 tahun	100,566	-	21,089	> 1 - < 2 years
> 2 - < 5 tahun	31,418	85,693	122,377	> 2 - < 5 years
> 5 tahun	68,026	146,087	226,362	> 5 years
	<u>321,634</u>	<u>348,495</u>	<u>457,668</u>	
Euro				Euro
≤ 1 tahun	2,199	-	2,108	≤ 1 year
> 2 - < 5 tahun	-	1,985	-	> 2 - < 5 years
	<u>2,199</u>	<u>1,985</u>	<u>2,108</u>	
	<u>181,405,722</u>	<u>173,587,691</u>	<u>170,732,978</u>	
Dikurangi: Cadangan kerugian penurunan nilai	(6,984,706)	(7,664,256)	(7,050,246)	Less: Allowance for impairment losses
	<u>174,421,016</u>	<u>165,923,435</u>	<u>163,682,732</u>	

**PT BANK CIMB NIAGA Tbk
DAN ENTITAS ANAK/AND SUBSIDIARY**

**CATATAN ATAS LAPORAN KEUANGAN KONSOLIDASIAN
31 DESEMBER 2017, 2016, DAN 2015
SERTA TAHUN-TAHUN YANG BERAKHIR
31 DESEMBER 2017, 2016, DAN 2015**
(Dinyatakan dalam jutaan Rupiah, kecuali dinyatakan lain)

**NOTES TO THE CONSOLIDATED FINANCIAL STATEMENTS
31 DECEMBER 2017, 2016, AND 2015
AND FOR THE YEARS ENDED
31 DECEMBER 2017, 2016, AND 2015**
(Expressed in millions of Rupiah, unless otherwise stated)

12. KREDIT YANG DIBERIKAN (lanjutan)

12. LOANS (continued)

d. Berdasarkan jatuh tempo

Informasi mengenai jatuh tempo diungkapkan pada Catatan 56.

d. By maturity date

Information in respect of maturities is disclosed in Note 56.

e. Suku bunga rata-rata per tahun

e. Average annual interest rates

	2017	2016	2015	
Rupiah	10.86%	11.72%	12.60%	Rupiah
Mata uang asing	4.43%	4.58%	4.64%	Foreign currencies

f. Kredit yang direstrukturisasi

Pada tanggal 31 Desember 2017, 2016, dan 2015, jumlah kredit yang direstrukturisasi selama tahun berjalan berdasarkan kolektibilitas adalah:

f. Restructured loans

As at 31 December 2017, 2016, and 2015, total restructured loans during the year based on the collectibility are as follows:

	2017						
	Lancar/ Pass	Dalam Perhatian Khusus/ Special Mention	Kurang Lancar/ Sub- Standard	Diragukan/ Doubtful	Macet/ Loss	Jumlah/ Total	
Modal Kerja	399,839	226,154	120,850	98,766	120,278	965,887	Working capital
Investasi	243,558	1,014,255	92,980	29,300	-	1,380,093	Investment
Konsumsi	58,548	63,132	35,439	6,970	143	164,232	Consumer
	<u>701,945</u>	<u>1,303,541</u>	<u>249,269</u>	<u>135,036</u>	<u>120,421</u>	<u>2,510,212</u>	
Dikurangi: Cadangan kerugian penurunan nilai						(728,058)	Less: Allowance for impairment losses
						<u><u>1,782,154</u></u>	

	2016						
	Lancar/ Pass	Dalam Perhatian Khusus/ Special Mention	Kurang Lancar/ Sub- Standard	Diragukan/ Doubtful	Macet/ Loss	Jumlah/ Total	
Modal Kerja	2,176,648	477,763	3,867	41,577	39,979	2,739,834	Working capital
Investasi	3,373,647	440,469	6,207	5,219	1,074,095	4,899,637	Investment
Konsumsi	1,121,546	823,844	201,911	82,423	1,754	2,231,478	Consumer
	<u>6,671,841</u>	<u>1,742,076</u>	<u>211,985</u>	<u>129,219</u>	<u>1,115,828</u>	<u>9,870,949</u>	
Dikurangi: Cadangan kerugian penurunan nilai						(1,014,341)	Less: Allowance for impairment losses
						<u><u>8,856,608</u></u>	

**PT BANK CIMB NIAGA Tbk
DAN ENTITAS ANAK/AND SUBSIDIARY**

**CATATAN ATAS LAPORAN KEUANGAN KONSOLIDASIAN
31 DESEMBER 2017, 2016, DAN 2015
SERTA TAHUN-TAHUN YANG BERAKHIR
31 DESEMBER 2017, 2016, DAN 2015**
(Dinyatakan dalam jutaan Rupiah, kecuali dinyatakan lain)

**NOTES TO THE CONSOLIDATED FINANCIAL STATEMENTS
31 DECEMBER 2017, 2016, AND 2015
AND FOR THE YEARS ENDED
31 DECEMBER 2017, 2016, AND 2015**
(Expressed in millions of Rupiah, unless otherwise stated)

12. KREDIT YANG DIBERIKAN (lanjutan)

12. LOANS (continued)

f. Kredit yang direstrukturisasi (lanjutan)

f. Restructured loans (continued)

	2015						
	Lancar/ <i>Pass</i>	Dalam Perhatian Khusus/ <i>Special Mention</i>	Kurang Lancar/ <i>Sub- Standard</i>	Diragukan/ <i>Doubtful</i>	Macet/ <i>Loss</i>	Jumlah/ <i>Total</i>	
Modal Kerja	937,361	1,029,227	8,364	406	310,008	2,285,366	<i>Working capital</i>
Investasi	524,560	644,243	3,937	1,004	7,639	1,181,383	<i>Investment</i>
Konsumsi	1,053	39,039	4,509	4,245	1,499	50,345	<i>Consumer</i>
	<u>1,462,974</u>	<u>1,712,509</u>	<u>16,810</u>	<u>5,655</u>	<u>319,146</u>	<u>3,517,094</u>	
Dikurangi: Cadangan kerugian penurunan nilai						(482,208)	<i>Less: Allowance for impairment losses</i>
						<u>3,034,886</u>	

Kredit yang direstrukturisasi meliputi antara lain penjadwalan ulang pembayaran pokok kredit dan bunga, pembebasan tunggakan bunga dan penambahan fasilitas kredit.

Restructured loans include loans principal and interest rescheduling, overdue interest exemption and additional loan facilities.

Tidak ada kredit yang direstrukturisasi yang termasuk dalam kredit yang diberikan kepada pihak berelasi.

There are no restructured loans to related parties.

g. Kredit sindikasi

g. Syndicated loans

Kredit sindikasi merupakan kredit yang diberikan kepada debitur berdasarkan perjanjian pembiayaan bersama dengan bank lain.

Syndicated loans represent loans provided to the debtor under syndication agreements with other banks.

Keikutsertaan Bank CIMB Niaga dalam kredit sindikasi dengan bank lain pada tanggal 31 Desember 2017 adalah sebesar Rp 9.048.309 (2016: Rp 7.189.703; 2015: Rp 5.646.691). Partisipasi Bank CIMB Niaga dalam kredit sindikasi tersebut berkisar antara 1% - 50% pada tanggal 31 Desember 2017 (2016 dan 2015: 1% - 50%). Bank CIMB Niaga juga bertindak selaku pimpinan dan/atau *arranger* sebesar 95% dari seluruh kredit sindikasi tersebut pada tanggal 31 Desember 2017 (2016: 70%; 2015: 57%).

Bank CIMB Niaga's participation in syndicated loans with other banks as at 31 December 2017 amounted to Rp 9,048,309 (2016: Rp 7,189,703; 2015: Rp 5,646,691). Bank CIMB Niaga's participation in syndicated loans ranged between 1% - 50% as at 31 December 2017 (2016 and: 1% - 50%). Bank CIMB Niaga also acted as lead manager and/or arranger on 95% of the total syndicated loans at 31 December 2017 (2016: 70%; 2015: 57%).

**PT BANK CIMB NIAGA Tbk
DAN ENTITAS ANAK/AND SUBSIDIARY**

**CATATAN ATAS LAPORAN KEUANGAN KONSOLIDASIAN
31 DESEMBER 2017, 2016, DAN 2015
SERTA TAHUN-TAHUN YANG BERAKHIR
31 DESEMBER 2017, 2016, DAN 2015**
(Dinyatakan dalam jutaan Rupiah, kecuali dinyatakan lain)

**NOTES TO THE CONSOLIDATED FINANCIAL STATEMENTS
31 DECEMBER 2017, 2016, AND 2015
AND FOR THE YEARS ENDED
31 DECEMBER 2017, 2016, AND 2015**
(Expressed in millions of Rupiah, unless otherwise stated)

12. KREDIT YANG DIBERIKAN (lanjutan)

12. LOANS (continued)

h. Cadangan kerugian penurunan nilai

h. Allowance for impairment losses

Mutasi cadangan kerugian penurunan nilai kredit yang diberikan adalah:

The movements of allowance for impairment loan losses are as follows:

	2017	2016	2015	
Saldo awal	7,664,256	7,050,246	5,757,285	Beginning balance
Pembentukan selama tahun berjalan (lihat Catatan 39)	3,808,382	4,292,491	5,170,279	Impairment during the year (refer to Note 39)
Penerimaan kembali kredit yang diberikan yang telah dihapuskan selama tahun berjalan	398,157	172,283	194,608	Recovery of written-off loans during the year
Penghapusan selama tahun berjalan	(5,640,208)	(3,708,825)	(3,450,112)	Write-off during the year
Lain-lain *	754,119	(141,939)	(621,814)	Others *
Saldo akhir	6,984,706	7,664,256	7,050,246	Ending balance

* Termasuk selisih kurs karena penjabaran mata uang asing

Include effect of foreign currency translation *

Pada tanggal 30 September 2015, Bank CIMB Niaga setuju untuk menjual aset *NPL* sebesar USD 192 juta (Rp 2.813 miliar - nilai penuh) kepada pihak terkait ("Pembeli"). Harga yang disetujui adalah USD 63,7 juta (Rp 933 miliar - nilai penuh) yang didapat berdasarkan penilaian dari penilai eksternal yang diterbitkan pada bulan September 2015. Penjualan ini disahkan dalam Perjanjian Jual-Beli antara Bank CIMB Niaga dan Pembeli dalam Akta No. 33 dan No. 37 tanggal 30 September 2015 oleh Notaris Liestiani Wang, SH, MKn. Pembeli merupakan *Special Purpose Vehicle* dan oleh karenanya mendapatkan dana dalam transaksi ini dari pemilik akhir Pembeli yaitu CIMB Group Holdings Berhad. Pada tanggal transaksi penjualan, nilai bersih aset *NPL* ini di laporan posisi keuangan konsolidasian Bank CIMB Niaga adalah sebesar USD 63,7 juta (Rp 933 miliar - nilai penuh). Pada tanggal 31 Desember 2016 dan 2015, jumlah ini dicatat sebagai aset lain-lain sebesar Rp 858 miliar - nilai penuh dan Rp 878 miliar - nilai penuh (lihat Catatan 22). Manajemen berkeyakinan bahwa piutang sejumlah USD 63,7 juta adalah *recoverable* dan tidak memerlukan cadangan kerugian penurunan nilai. CIMB Group Holdings Berhad telah menyediakan dana di Bank CIMB Niaga sebesar USD 63,7 juta yang diperuntukan bagi penyelesaian transaksi penjualan. Atas dana ini, CIMB Group Holdings Berhad dan Bank CIMB Niaga juga telah menandatangani perjanjian *escrow* pada tanggal 23 Maret 2016. Transaksi ini telah diselesaikan pada tanggal 20 September 2017.

On 30 September 2015, Bank CIMB Niaga agreed to sell *NPL* asset amounting to USD 192 million (Rp 2,813 billion - full amount) to related party (the "Buyer"). The agreed price is USD 63.7 million (Rp 933 billion - full amount) which is based on an external valuation report issued in September 2015. This sale is stipulated in the Sale-Buy Agreement between Bank CIMB Niaga and the Buyer in Notarial Deed No. 33 and No. 37 dated 30 September 2015 by Notary Liestiani Wang, SH, MKn. As the Buyer is intended to be a *Special Purpose Vehicle*, the Buyer obtains funding for this transaction from the ultimate beneficiary owner, CIMB Group Holdings Berhad. As of the date of the sale, the net book value of the loan in Bank CIMB Niaga's consolidated statements of financial position was USD 63.7 million (Rp 933 billion - full amount). As at 31 December 2016 and 2015, this amount is recorded as other assets of Rp 858 billion - full amount and Rp 878 billion - full amount, respectively (refer to Note 22). Management believes that the receivables amounting to USD 63.7 million is *recoverable* and does not need allowance for impairment losses. CIMB Group Holdings Berhad have provided funds in Bank CIMB Niaga amounting to USD 63.7 million which is intended to be used for settlement of this transaction. Over these funds, CIMB Group Holding Berhad and Bank CIMB Niaga also signed an *escrow* agreement on 23 March 2016. This transaction has been settled on 20 September 2017.

**PT BANK CIMB NIAGA Tbk
DAN ENTITAS ANAK/AND SUBSIDIARY**

**CATATAN ATAS LAPORAN KEUANGAN KONSOLIDASIAN
31 DESEMBER 2017, 2016, DAN 2015
SERTA TAHUN-TAHUN YANG BERAKHIR
31 DESEMBER 2017, 2016, DAN 2015**
(Dinyatakan dalam jutaan Rupiah, kecuali dinyatakan lain)

**NOTES TO THE CONSOLIDATED FINANCIAL STATEMENTS
31 DECEMBER 2017, 2016, AND 2015
AND FOR THE YEARS ENDED
31 DECEMBER 2017, 2016, AND 2015**
(Expressed in millions of Rupiah, unless otherwise stated)

12. KREDIT YANG DIBERIKAN (lanjutan)

12. LOANS (continued)

h. Cadangan kerugian penurunan nilai (lanjutan)

h. Allowance for impairment losses (continued)

Transaksi ini telah diketahui oleh OJK melalui suratnya No.SR-71/PB.33/2015 tanggal 28 September 2015.

This transaction has been noted by FSA via its letter No.SR-71/PB.33/2015 dated 28 September 2015.

Setelah penjualan, Pembeli akan mengelola aset *NPL* ini dan melakukan restrukturisasi kredit dengan debitur. Bank CIMB Niaga tidak memiliki keterlibatan lagi dengan kredit ini dan debitur. Pada tanggal 31 Desember 2017, 2016, dan 2015 Bank CIMB Niaga tidak lagi mengakui aset *NPL* ini dalam laporan posisi keuangan konsolidasian.

After the sale, the Buyer would manage the *NPL* loan and restructure or recover the loan with the borrower. Bank CIMB Niaga has no further involvement with the loan and the debtor. As at 31 December 2017, 2016, and 2015 Bank CIMB Niaga has de-recognised the *NPL* asset from the consolidated statements of financial position.

Mutasi cadangan kerugian penurunan nilai kredit yang diberikan untuk penilaian secara kolektif dan individual adalah:

The movements of allowance for impairment loan losses for both collective and individual assessments are as follows:

	2017			
	Kolektif/ Collective	Individual/ Individual	Jumlah/ Total	
Saldo awal	3,958,836	3,705,420	7,664,256	Beginning balance
Pembentukan selama tahun berjalan (lihat Catatan 39)	1,452,601	2,355,781	3,808,382	Impairment during the year (refer to Note 39)
Penerimaan kembali kredit yang diberikan yang telah dihapuskan selama tahun berjalan	398,157	-	398,157	Recovery of written-off loans during the year
Penghapusan selama tahun berjalan	(3,308,498)	(2,331,710)	(5,640,208)	Write-off during the year
Lain-lain *	720,728	33,391	754,119	Others *
Saldo akhir	3,221,824	3,762,882	6,984,706	Ending balance
	2016			
	Kolektif/ Collective	Individual/ Individual	Jumlah/ Total	
Saldo awal	3,225,462	3,824,784	7,050,246	Beginning balance
Pembentukan selama tahun berjalan (lihat Catatan 39)	1,937,462	2,355,029	4,292,491	Impairment during the year (refer to Note 39)
Penerimaan kembali kredit yang diberikan yang telah dihapuskan selama tahun berjalan	172,283	-	172,283	Recovery of written-off loans during the year
Penghapusan selama tahun berjalan	(1,275,770)	(2,433,055)	(3,708,825)	Write-off during the year
Lain-lain *	(100,601)	(41,338)	(141,939)	Others *
Saldo akhir	3,958,836	3,705,420	7,664,256	Ending balance
	2015			
	Kolektif/ Collective	Individual/ Individual	Jumlah/ Total	
Saldo awal	2,248,442	3,508,843	5,757,285	Beginning balance
Pembentukan selama tahun berjalan (lihat Catatan 39)	1,984,659	3,185,620	5,170,279	Impairment during the year (refer to Note 39)
Penerimaan kembali kredit yang diberikan yang telah dihapuskan selama tahun berjalan	194,608	-	194,608	Recovery of written-off loans during the year
Penghapusan selama tahun berjalan	(599,624)	(2,850,488)	(3,450,112)	Write-off during the year
Lain-lain *	(602,623)	(19,191)	(621,814)	Others *
Saldo akhir	3,225,462	3,824,784	7,050,246	Ending balance

* Termasuk selisih kurs karena penjabaran mata uang asing

Include effect of foreign currency translation *

**PT BANK CIMB NIAGA Tbk
DAN ENTITAS ANAK/AND SUBSIDIARY**

**CATATAN ATAS LAPORAN KEUANGAN KONSOLIDASIAN
31 DESEMBER 2017, 2016, DAN 2015
SERTA TAHUN-TAHUN YANG BERAKHIR
31 DESEMBER 2017, 2016, DAN 2015**
(Dinyatakan dalam jutaan Rupiah, kecuali dinyatakan lain)

**NOTES TO THE CONSOLIDATED FINANCIAL STATEMENTS
31 DECEMBER 2017, 2016, AND 2015
AND FOR THE YEARS ENDED
31 DECEMBER 2017, 2016, AND 2015**
(Expressed in millions of Rupiah, unless otherwise stated)

12. KREDIT YANG DIBERIKAN (lanjutan)

12. LOANS (continued)

h. Cadangan kerugian penurunan nilai (lanjutan)

h. Allowance for impairment losses (continued)

Pada tanggal 31 Desember 2017, penyisihan kerugian minimum yang dihitung berdasarkan ketentuan Bank Indonesia adalah Rp 6.087.250 (2016: Rp 7.036.041; 2015: Rp 7.214.816), sehingga pemenuhan cadangan adalah sebesar 114,74% (2016: 108,93%; 2015: 97,72%).

As at 31 December 2017, the minimum allowance for possible losses calculated based on BI regulation is Rp 6,087,250 (2016: Rp 7,036,041; 2015: Rp 7,214,816), and therefore the fulfillment is 114.74% (2016: 108.93%; 2015: 97.72%).

Rincian cadangan kerugian penurunan nilai pada tanggal 31 Desember 2017, 2016, dan 2015, berdasarkan jenis adalah:

As at 31 December 2017, 2016, and 2015, the allowance for possible losses based on type of loans consist of:

	2017	2016	2015	
Modal kerja	2,869,018	2,725,499	3,558,749	Working capital
Investasi	2,632,759	3,126,852	2,074,646	Investment
Konsumsi	1,482,929	1,811,905	1,416,851	Consumer
	6,984,706	7,664,256	7,050,246	

Manajemen berpendapat bahwa jumlah cadangan kerugian penurunan nilai yang dibentuk cukup untuk menutup kerugian yang timbul akibat tidak tertagihnya kredit yang diberikan.

Management believes that the allowance for impairment losses is adequate to cover losses arising from uncollectible loans.

i. Penghapusbukuan kredit macet

i. Write-off loans for "Loss" loans category

Pada tahun yang berakhir 31 Desember 2017, Bank CIMB Niaga melaksanakan penghapusbukuan kredit sebesar Rp 5.640.208 (2016: Rp 3.708.825; 2015: Rp 3.450.112). Adapun kriteria debitur yang dapat dihapusbukukan meliputi:

For the year period ended 31 December 2017, Bank CIMB Niaga write-off loans amounted to Rp 5,640,208 (2016: Rp 3,708,825; 2015: Rp 3,450,112). Loans write-off criteria are as follows:

- a. Fasilitas kredit telah mengalami penurunan nilai;
- b. Fasilitas kredit telah dibentuk cadangan kerugian penurunan nilai sebesar 100% dari pokok kredit;
- c. Telah dilakukan berbagai upaya penagihan dan pemulihan, namun tidak berhasil;
- d. Usaha debitur sudah tidak mempunyai prospek atau kinerja debitur buruk atau tidak ada kemampuan membayar;
- e. Hapus buku dilakukan terhadap seluruh kewajiban kreditnya, termasuk yang berasal dari fasilitas *non-cash loan* sehingga penghapusbukuan tidak boleh dilakukan pada sebagian kewajiban kreditnya (*partial write-off*); dan
- f. Diumumkan secara terbuka.

- a. Loan facility is classified as impaired;
- b. Loan facility has been provided with 100% allowance for impairment losses from the loan principal;
- c. Collection and recovery efforts have been performed, but the results are unsuccessful;
- d. The debtor's business has been slow down and there is no prospect and ability to repay the loan;
- e. The write-offs are performed for all loan obligations, including non-cash loan facilities, and the loan obligations shall not be written-off partially; and
- f. Announced publicly.

**PT BANK CIMB NIAGA Tbk
DAN ENTITAS ANAK/AND SUBSIDIARY**

**CATATAN ATAS LAPORAN KEUANGAN KONSOLIDASIAN
31 DESEMBER 2017, 2016, DAN 2015
SERTA TAHUN-TAHUN YANG BERAKHIR
31 DESEMBER 2017, 2016, DAN 2015**
(Dinyatakan dalam jutaan Rupiah, kecuali dinyatakan lain)

**NOTES TO THE CONSOLIDATED FINANCIAL STATEMENTS
31 DECEMBER 2017, 2016, AND 2015
AND FOR THE YEARS ENDED
31 DECEMBER 2017, 2016, AND 2015**
(Expressed in millions of Rupiah, unless otherwise stated)

12. KREDIT YANG DIBERIKAN (lanjutan)

12. LOANS (continued)

j. Kredit Usaha Kecil, Mikro, dan Menengah (UMKM)

j. Micro, Small, and Medium Enterprises (MSME) Loans

Jumlah UMKM pada tanggal 31 Desember 2017 adalah sebesar Rp 27.976.934 (2016: Rp 21.329.832; 2015: Rp 24.251.742). Rasio kredit UMKM terhadap jumlah kredit yang diberikan konsolidasian pada tanggal 31 Desember 2017 sebesar 15,42% (2016: 12,29%; 2015: 14,20%). Rasio ini telah sesuai dengan PBI No. 14/22/PBI/2012 tanggal 21 Desember 2012 sebagaimana telah diubah dengan PBI No. 17/12/PBI/2015 tanggal 25 Juni 2015 mengenai Pemberian Kredit atau Pembiayaan oleh Bank Umum dan Bantuan Teknis dalam Rangka Pengembangan Usaha Mikro, Kecil, dan Menengah.

As at 31 December 2017, the outstanding balance of MSME is Rp 27,976,934 (2016: Rp 21,329,832; 2015: Rp 24,251,742). As at 31 December 2017, ratio of MSME loans to total consolidated loan is 15.42% (2016: 12.29%; 2015: 14.20%). These ratios comply with BI regulation No. 14/22/PBI/2012 dated 21 December 2012 amended with the PBI No. 17/12/PBI/2015 dated 25 June 2015 concerning The Extension of Credit or Financing by Commercial Banks and Technical Assistance in the Development of Micro, Small, and Medium Enterprises Segment.

k. Informasi pokok lainnya sehubungan dengan kredit yang diberikan

k. Other significant information relating to loans

Pada tanggal 20 Januari 2005, BI mengeluarkan peraturan No. 7/3/PBI/2005 tentang "Batas Maksimum Pemberian Kredit (BMPK) Bank Umum" yang berlaku efektif sejak tanggal 20 Januari 2005. Peraturan tersebut menetapkan batas maksimum penyediaan dana kepada satu peminjam yang bukan merupakan pihak berelasi tidak melebihi 20% dari modal Bank. Peraturan tersebut juga menetapkan batas maksimum penyediaan dana kepada satu kelompok peminjam yang bukan pihak berelasi tidak melebihi 25% dari modal Bank. Peraturan ini telah diubah dengan peraturan BI No. 8/13/PBI/2006 tanggal 5 Oktober 2006 tentang kriteria penyediaan dana kepada pihak berelasi yang dikecualikan dari perhitungan BMPK. Pada tanggal 31 Desember 2017, 2016, dan 2015, tidak terdapat pelanggaran dan pelanggaran atas BMPK baik kepada pihak berelasi dan pihak tidak berelasi.

On 20 January 2005, BI issued regulation No. 7/3/PBI/2005 relating to the "Legal Lending Limit (LLL) for Commercial Banks" which was effective starting 20 January 2005. This regulation requires the maximum lending limit to one non-related party debtor which not exceed to 20% of the Bank's capital. This regulation also requires the maximum lending limit to non-related party group of debtors which not exceed to 25% of Bank's capital. This regulation has been changed by BI regulation No. 8/13/PBI/2006 dated 5 October 2006 regarding with criteria of lending to related parties which exempted from calculation of the LLL. As at 31 December 2017, 2016, and 2015, there was no breach and violation of the LLL requirements for both related parties and third parties.

Kredit yang diberikan dijamin dengan agunan yang diikat dengan hipotik, hak tanggungan atau surat kuasa untuk menjual, deposito berjangka, dan jaminan lainnya.

Loans are generally secured by collateral with registered mortgages, powers of attorney to sell, time deposits, and by other guarantees.

Kredit yang dijamin dengan jaminan tunai pada tanggal 31 Desember 2017 adalah sebesar Rp 11.744.227 (2016: Rp 7.594.113; 2015: Rp 7.633.504) (lihat Catatan 24, 25, dan 26).

Loans secured by cash collateral as at 31 December 2017 amounted to Rp 11,744,227 (2016: Rp 7,594,113; 2015: Rp 7,633,504) (refer to Note 24, 25, and 26).

**PT BANK CIMB NIAGA Tbk
DAN ENTITAS ANAK/AND SUBSIDIARY**

**CATATAN ATAS LAPORAN KEUANGAN KONSOLIDASIAN
31 DESEMBER 2017, 2016, DAN 2015
SERTA TAHUN-TAHUN YANG BERAKHIR
31 DESEMBER 2017, 2016, DAN 2015**
(Dinyatakan dalam jutaan Rupiah, kecuali dinyatakan lain)

**NOTES TO THE CONSOLIDATED FINANCIAL STATEMENTS
31 DECEMBER 2017, 2016, AND 2015
AND FOR THE YEARS ENDED
31 DECEMBER 2017, 2016, AND 2015**
(Expressed in millions of Rupiah, unless otherwise stated)

13. PIUTANG PEMBIAYAAN KONSUMEN

Piutang pembiayaan konsumen Entitas Anak adalah:

13. CONSUMER FINANCING RECEIVABLES

The Subsidiary's consumer financing receivables are:

	<u>2017</u>	<u>2016</u>	<u>2015</u>	
Piutang pembiayaan konsumen - bruto	4,549,223	8,417,564	8,609,863	Consumer financing receivables - gross
Cicilan diterima dimuka	(4,511)	(4,823)	(2,173)	Advance installments
Dikurangi:				Less:
Pendapatan pembiayaan konsumen yang belum diakui	(834,628)	(1,918,820)	(1,983,839)	Unearned consumer financing income
	<u>3,710,084</u>	<u>6,493,921</u>	<u>6,623,851</u>	
Dikurangi: Cadangan kerugian penurunan nilai	(323,334)	(433,997)	(347,745)	Less: Allowance for impairment losses
	<u>3,386,750</u>	<u>6,059,924</u>	<u>6,276,106</u>	

Pada tanggal 31 Desember 2017, jumlah piutang pembiayaan konsumen yang mengalami penurunan nilai adalah sebesar Rp 50.002 (2016: Rp 106.182; 2015: Rp 67.581).

As at 31 December 2017, impaired consumer financing receivables amounted to Rp 50,002 (2016: Rp 106,182; 2015: Rp 67,581).

Pada tanggal 31 Desember 2017, jumlah cadangan kerugian penurunan nilai untuk pembiayaan konsumen yang tidak mengalami penurunan nilai (*unimpaired*) dan yang mengalami penurunan nilai (*impaired*) adalah masing-masing sebesar Rp 304.134 dan Rp 19.200 (2016: Rp 397.092 dan Rp 36.905; 2015: Rp 321.215 dan Rp 26.530).

As at 31 December 2017, total allowances for impairment losses for unimpaired consumer financing receivables and impaired consumer financing receivables are Rp 304,134 and Rp 19,200, respectively (2016: Rp 397,092 and Rp 36,905; 2015: Rp 321,215 and Rp 26,530).

Berikut ini cicilan piutang pembiayaan konsumen – bruto berdasarkan tanggal jatuh tempo:

Below is the installment of gross consumer financing receivables based on the maturity:

	<u>2017</u>	<u>2016</u>	<u>2015</u>	
≤ 1 bulan	63,362	91,596	80,541	≤ 1 month
> 1 - ≤ 3 bulan	519,556	760,174	652,595	> 1 - ≤ 3 months
> 3 - ≤ 12 bulan	1,431,141	2,148,645	1,969,663	> 3 - ≤ 12 months
> 1 - ≤ 5 tahun	2,535,164	5,417,149	5,907,064	> 1 - ≤ 5 years
	<u>4,549,223</u>	<u>8,417,564</u>	<u>8,609,863</u>	

**PT BANK CIMB NIAGA Tbk
DAN ENTITAS ANAK/AND SUBSIDIARY**

**CATATAN ATAS LAPORAN KEUANGAN KONSOLIDASIAN
31 DESEMBER 2017, 2016, DAN 2015
SERTA TAHUN-TAHUN YANG BERAKHIR
31 DESEMBER 2017, 2016, DAN 2015**
(Dinyatakan dalam jutaan Rupiah, kecuali dinyatakan lain)

**NOTES TO THE CONSOLIDATED FINANCIAL STATEMENTS
31 DECEMBER 2017, 2016, AND 2015
AND FOR THE YEARS ENDED
31 DECEMBER 2017, 2016, AND 2015**
(Expressed in millions of Rupiah, unless otherwise stated)

13. PIUTANG PEMBIAYAAN KONSUMEN (lanjutan)

13. CONSUMER FINANCING RECEIVABLES (continued)

Mutasi cadangan kerugian penurunan nilai piutang atas pembiayaan konsumen adalah:

The movements of allowance for impairment losses on consumer financing receivables are as follows:

	2017	2016	2015	
Saldo awal	433,997	347,745	351,720	Beginning balance
Pembentukan selama tahun berjalan (lihat Catatan 39)	173,523	273,732	155,833	Impairment during the year (refer to Note 39)
Penghapusan selama tahun berjalan	(284,186)	(187,480)	(159,808)	Write-off during the year
Saldo akhir	<u>323,334</u>	<u>433,997</u>	<u>347,745</u>	Ending balance

Manajemen berpendapat bahwa jumlah cadangan kerugian penurunan nilai yang dibentuk telah memadai.

Management believes that the allowance for impairment losses is adequate.

Tingkat bunga rata-rata per tahun untuk piutang pembiayaan konsumen adalah sebesar 12,81% untuk tahun yang berakhir 31 Desember 2017 (2016: 14,60%; 2015: 14,87%).

The average annual interest rate of consumer financing receivables is 12.81% for the year ended 31 December 2017 (2016: 14.60%; 2015: 14.87%).

Berikut piutang pembiayaan konsumen – bersih berdasarkan kolektibilitas:

Below are the net consumer financing receivables based on the collectibility:

	2017	2016	2015	
Lancar	2,639,164	4,848,939	5,363,085	Pass
Dalam Perhatian Khusus	1,020,918	1,538,800	1,199,229	Special Mention
Kurang Lancar	18,551	40,047	25,859	Sub-Standard
Diragukan	31,444	65,979	33,862	Doubtful
Macet	7	156	1,816	Loss
	<u>3,710,084</u>	<u>6,493,921</u>	<u>6,623,851</u>	
Dikurangi: Cadangan kerugian penurunan nilai	(323,334)	(433,997)	(347,745)	Less: Allowance for impairment losses
Jumlah	<u>3,386,750</u>	<u>6,059,924</u>	<u>6,276,106</u>	Total

Piutang pembiayaan konsumen dijamin dengan Bukti Pemilikan Kendaraan Bermotor (BPKB) atau bukti lainnya atas barang jaminan yang dibiayai.

Consumer financing receivables are secured by Vehicle Ownership Certificates (BPKB) or other documents presenting ownership of financed assets.

**PT BANK CIMB NIAGA Tbk
DAN ENTITAS ANAK/AND SUBSIDIARY**

**CATATAN ATAS LAPORAN KEUANGAN KONSOLIDASIAN
31 DESEMBER 2017, 2016, DAN 2015
SERTA TAHUN-TAHUN YANG BERAKHIR
31 DESEMBER 2017, 2016, DAN 2015**
(Dinyatakan dalam jutaan Rupiah, kecuali dinyatakan lain)

**NOTES TO THE CONSOLIDATED FINANCIAL STATEMENTS
31 DECEMBER 2017, 2016, AND 2015
AND FOR THE YEARS ENDED
31 DECEMBER 2017, 2016, AND 2015**
(Expressed in millions of Rupiah, unless otherwise stated)

14. PIUTANG SEWA PEMBIAYAAN

14. FINANCING LEASE RECEIVABLES

Piutang sewa pembiayaan Entitas Anak adalah:

The Subsidiary's financing lease receivables are:

	<u>2017</u>	<u>2016</u>	<u>2015</u>	
Piutang sewa guna usaha - bruto	21,264	92,073	209,947	<i>Finance lease receivables - gross</i>
Nilai sisa yang terjamin	66,682	113,490	144,698	<i>Guaranteed residual values</i>
Pendapatan sewa pembiayaan yang ditangguhkan	(1,657)	(9,646)	(30,020)	<i>Unearned lease income</i>
Simpanan jaminan	(66,682)	(113,490)	(144,698)	<i>Security deposit</i>
	<u>19,607</u>	<u>82,427</u>	<u>179,927</u>	
Dikurangi: Cadangan kerugian penurunan nilai	(8,671)	(30,446)	(22,244)	<i>Less: Allowance for impairment losses</i>
	<u>10,936</u>	<u>51,981</u>	<u>157,683</u>	

Pada tanggal 31 Desember 2017, jumlah piutang sewa pembiayaan yang mengalami penurunan nilai adalah sebesar Rp 4.744 (2016: Rp 21.904; 2015: Rp 2.056).

As at 31 December 2017, impaired financing lease receivables amounted to Rp 4,744 (2016: Rp 21,904; 2015: Rp 2,056).

Cicilan piutang sewa pembiayaan yang akan diterima berdasarkan sisa waktu dari tanggal laporan posisi keuangan konsolidasian sampai dengan tanggal jatuh tempo adalah:

The installment of financing lease receivables, based on remaining period from statement of financial position's consolidated date to maturity date are as follows:

	<u>2017</u>	<u>2016</u>	<u>2015</u>	
≤ 1 bulan	2,715	13,980	6,941	<i>≤ 1 month</i>
> 1 - ≤ 3 bulan	6,791	17,584	28,333	<i>> 1 - ≤ 3 months</i>
> 3 - ≤ 12 bulan	10,062	36,921	73,992	<i>> 3 - ≤ 12 months</i>
> 1 - ≤ 5 tahun	1,696	23,588	100,681	<i>> 1 - ≤ 5 years</i>
	<u>21,264</u>	<u>92,073</u>	<u>209,947</u>	

Mutasi cadangan kerugian penurunan nilai piutang sewa pembiayaan adalah:

The movements of the allowances for impairment losses of financing lease receivables are as follows:

	<u>2017</u>	<u>2016</u>	<u>2015</u>	
Saldo awal	30,446	22,244	22,318	<i>Beginning balance</i>
(Pemulihan)/pembentukan selama tahun berjalan (lihat Catatan 39)	(19,245)	8,202	6,435	<i>(Revesal)/impairment during the year (refer to Note 39)</i>
Penghapusan selama tahun berjalan	(2,530)	-	(6,509)	<i>Write-off during the year</i>
Saldo akhir	<u>8,671</u>	<u>30,446</u>	<u>22,244</u>	<i>Ending balance</i>

**PT BANK CIMB NIAGA Tbk
DAN ENTITAS ANAK/AND SUBSIDIARY**

**CATATAN ATAS LAPORAN KEUANGAN KONSOLIDASIAN
31 DESEMBER 2017, 2016, DAN 2015
SERTA TAHUN-TAHUN YANG BERAKHIR
31 DESEMBER 2017, 2016, DAN 2015**
(Dinyatakan dalam jutaan Rupiah, kecuali dinyatakan lain)

**NOTES TO THE CONSOLIDATED FINANCIAL STATEMENTS
31 DECEMBER 2017, 2016, AND 2015
AND FOR THE YEARS ENDED
31 DECEMBER 2017, 2016, AND 2015**
(Expressed in millions of Rupiah, unless otherwise stated)

14. PIUTANG SEWA PEMBIAYAAN (lanjutan)

Berikut piutang sewa pembiayaan – bersih berdasarkan kolektibilitas:

	2017	2016	2015	
Lancar	6,530	32,972	90,299	Pass
Dalam Perhatian Khusus	8,333	27,551	87,572	Special Mention
Kurang Lancar	-	4,716	1,772	Sub-Standard
Diragukan	936	2,447	37	Doubtful
Macet	3,808	14,741	247	Loss
	19,607	82,427	179,927	
Dikurangi: Cadangan kerugian penurunan nilai	(8,671)	(30,446)	(22,244)	Less: Allowance for impairment losses
Jumlah	10,936	51,981	157,683	Total

Manajemen berpendapat bahwa jumlah cadangan kerugian penurunan nilai yang dibentuk telah memadai.

14. FINANCING LEASE RECEIVABLES (continued)

Below are the net financing lease receivables based on the collectibility:

Management believes that the allowance for impairment losses is adequate.

15. TAGIHAN DAN LIABILITAS AKSEPTASI

a. Berdasarkan mata uang

	2017	2016	2015	
Tagihan akseptasi				Acceptance receivables
Rupiah	1,587,393	1,529,285	1,026,739	Rupiah
Mata uang asing	2,597,572	2,959,226	3,225,110	Foreign currencies
	4,184,965	4,488,511	4,251,849	
Dikurangi: Cadangan kerugian penurunan nilai	-	-	-	Less: Allowance for impairment losses
	4,184,965	4,488,511	4,251,849	
Liabilitas akseptasi				Acceptance payables
Rupiah	1,587,393	1,117,956	964,978	Rupiah
Mata uang asing	2,597,572	2,959,226	3,225,109	Foreign currencies
	4,184,965	4,077,182	4,190,087	

b. Berdasarkan kolektibilitas

Pada tanggal 31 Desember 2017, 2016, dan 2015, seluruh tagihan akseptasi digolongkan sebagai Lancar.

c. Berdasarkan transaksi dengan pihak berelasi dan pihak ketiga

Pada tanggal 31 Desember 2017, 2016, dan 2015, tidak terdapat tagihan dan liabilitas akseptasi yang berasal dari pihak berelasi.

15. ACCEPTANCE RECEIVABLES AND PAYABLES

a. By currencies

b. By collectibility

As at 31 December 2017, 2016, and 2015, all acceptance receivables were classified as Pass.

c. By transactions with related party and third party

As at 31 December 2017, 2016, and 2015, there were no acceptance receivables and payables from related party.

**PT BANK CIMB NIAGA Tbk
DAN ENTITAS ANAK/AND SUBSIDIARY**

**CATATAN ATAS LAPORAN KEUANGAN KONSOLIDASIAN
31 DESEMBER 2017, 2016, DAN 2015
SERTA TAHUN-TAHUN YANG BERAKHIR
31 DESEMBER 2017, 2016, DAN 2015**
(Dinyatakan dalam jutaan Rupiah, kecuali dinyatakan lain)

**NOTES TO THE CONSOLIDATED FINANCIAL STATEMENTS
31 DECEMBER 2017, 2016, AND 2015
AND FOR THE YEARS ENDED
31 DECEMBER 2017, 2016, AND 2015**
(Expressed in millions of Rupiah, unless otherwise stated)

15. TAGIHAN DAN LIABILITAS AKSEPTASI (lanjutan)

**15. ACCEPTANCE RECEIVABLES AND PAYABLES
(continued)**

d. Berdasarkan jangka waktu perjanjian

d. By term of agreements

Tagihan dan liabilitas akseptasi berdasarkan jangka waktu perjanjian adalah:

The acceptance receivables and payables classified according to term of agreements are as follows:

	2017	2016	2015	
Tagihan akseptasi				Acceptance receivables
Rupiah				Rupiah
≤ 1 bulan	5,510	672	-	≤ 1 month
> 1 - ≤ 3 bulan	486,128	412,430	399,019	> 1 - ≤ 3 months
> 3 - ≤ 6 bulan	1,078,868	1,076,393	616,009	> 3 - ≤ 6 months
> 6 bulan	16,887	39,790	11,711	> 6 months
	<u>1,587,393</u>	<u>1,529,285</u>	<u>1,026,739</u>	
Mata uang asing				Foreign currencies
≤ 1 bulan	15,601	8,494	2,577	≤ 1 month
> 1 - ≤ 3 bulan	453,900	181,492	443,117	> 1 - ≤ 3 months
> 3 - ≤ 6 bulan	1,688,398	2,193,568	2,087,405	> 3 - ≤ 6 months
> 6 bulan	439,673	575,672	692,011	> 6 months
	<u>2,597,572</u>	<u>2,959,226</u>	<u>3,225,110</u>	
	<u>4,184,965</u>	<u>4,488,511</u>	<u>4,251,849</u>	
Dikurangi: Cadangan kerugian penurunan nilai	-	-	-	Less: Allowance for impairment losses
	<u>4,184,965</u>	<u>4,488,511</u>	<u>4,251,849</u>	
	2017	2016	2015	
Liabilitas akseptasi				Acceptance payables
Rupiah				Rupiah
≤ 1 bulan	5,510	672	-	≤ 1 month
> 1 - ≤ 3 bulan	486,128	287,043	374,014	> 1 - ≤ 3 months
> 3 - ≤ 6 bulan	1,078,868	790,451	579,253	> 3 - ≤ 6 months
> 6 bulan	16,887	39,790	11,711	> 6 months
	<u>1,587,393</u>	<u>1,117,956</u>	<u>964,978</u>	
Mata uang asing				Foreign currencies
≤ 1 bulan	15,601	8,494	2,577	≤ 1 month
> 1 - ≤ 3 bulan	453,900	181,492	443,117	> 1 - ≤ 3 months
> 3 - ≤ 6 bulan	1,688,398	2,193,568	2,087,405	> 3 - ≤ 6 months
> 6 bulan	439,673	575,672	692,010	> 6 months
	<u>2,597,572</u>	<u>2,959,226</u>	<u>3,225,109</u>	
	<u>4,184,965</u>	<u>4,077,182</u>	<u>4,190,087</u>	

**PT BANK CIMB NIAGA Tbk
DAN ENTITAS ANAK/AND SUBSIDIARY**

**CATATAN ATAS LAPORAN KEUANGAN KONSOLIDASIAN
31 DESEMBER 2017, 2016, DAN 2015
SERTA TAHUN-TAHUN YANG BERAKHIR
31 DESEMBER 2017, 2016, DAN 2015**
(Dinyatakan dalam jutaan Rupiah, kecuali dinyatakan lain)

**NOTES TO THE CONSOLIDATED FINANCIAL STATEMENTS
31 DECEMBER 2017, 2016, AND 2015
AND FOR THE YEARS ENDED
31 DECEMBER 2017, 2016, AND 2015**
(Expressed in millions of Rupiah, unless otherwise stated)

15. TAGIHAN DAN LIABILITAS AKSEPTASI (lanjutan)

**15. ACCEPTANCE RECEIVABLES AND PAYABLES
(continued)**

e. Berdasarkan jatuh tempo (lanjutan)

e. By maturity date (continued)

Tagihan dan liabilitas akseptasi berdasarkan sisa umur sampai dengan jatuh tempo adalah:

The acceptance receivables and payables classification according to remaining period to maturity are as follows:

	2017	2016	2015	
Tagihan akseptasi				Acceptance receivables
Rupiah				Rupiah
≤ 1 bulan	508,571	302,537	138,310	≤ 1 month
> 1 - ≤ 3 bulan	582,720	684,667	419,077	> 1 - ≤ 3 months
> 3 - ≤ 6 bulan	492,433	537,184	465,329	> 3 - ≤ 6 months
> 6 - ≤ 12 bulan	3,669	4,897	1,341	> 6 - ≤ 12 months
> 1-5 tahun	-	-	2,682	> 1-5 years
	<u>1,587,393</u>	<u>1,529,285</u>	<u>1,026,739</u>	
Mata uang asing				Foreign currencies
≤ 1 bulan	442,532	490,901	641,393	≤ 1 month
> 1 - ≤ 3 bulan	1,190,787	989,787	1,002,614	> 1 - ≤ 3 months
> 3 - ≤ 6 bulan	869,628	1,409,175	1,532,818	> 3 - ≤ 6 months
> 6 - ≤ 12 bulan	84,474	69,363	48,285	> 6 - ≤ 12 months
> 1-5 tahun	10,151	-	-	> 1-5 years
	<u>2,597,572</u>	<u>2,959,226</u>	<u>3,225,110</u>	
	<u>4,184,965</u>	<u>4,488,511</u>	<u>4,251,849</u>	
Dikurangi: Cadangan kerugian penurunan nilai	-	-	-	<i>Less: Allowance for impairment losses</i>
	<u>4,184,965</u>	<u>4,488,511</u>	<u>4,251,849</u>	

Tagihan dan liabilitas akseptasi berdasarkan sisa umur sampai dengan jatuh tempo adalah:

The acceptance receivables and payables classification according to remaining period to maturity are as follows:

	2017	2016	2015	
Liabilitas akseptasi				Acceptance payables
Rupiah				Rupiah
≤ 1 bulan	508,571	159,271	89,471	≤ 1 month
> 1 - ≤ 3 bulan	582,720	438,265	410,747	> 1 - ≤ 3 months
> 3 - ≤ 6 bulan	492,433	515,522	460,737	> 3 - ≤ 6 months
> 6 - ≤ 12 bulan	3,669	4,898	1,341	> 6 - ≤ 12 months
> 1-5 tahun	-	-	2,682	> 1-5 years
	<u>1,587,393</u>	<u>1,117,956</u>	<u>964,978</u>	
Mata uang asing				Foreign currencies
≤ 1 bulan	442,532	490,901	641,392	≤ 1 month
> 1 - ≤ 3 bulan	1,190,787	989,787	1,002,614	> 1 - ≤ 3 months
> 3 - ≤ 6 bulan	869,628	1,409,175	1,532,818	> 3 - ≤ 6 months
> 6 - ≤ 12 bulan	84,474	69,363	48,285	> 6 - ≤ 12 months
> 1-5 tahun	10,151	-	-	> 1-5 years
	<u>2,597,572</u>	<u>2,959,226</u>	<u>3,225,109</u>	
	<u>4,184,965</u>	<u>4,077,182</u>	<u>4,190,087</u>	

f. Cadangan kerugian penurunan nilai

f. Allowance for impairment losses

Manajemen berpendapat bahwa tidak terdapat penurunan nilai atas tagihan akseptasi sehingga tidak diperlukan cadangan kerugian penurunan nilai.

Management believes that there is no impaired acceptance receivables, therefore no allowance for impairment losses is needed.

**PT BANK CIMB NIAGA Tbk
DAN ENTITAS ANAK/AND SUBSIDIARY**

**CATATAN ATAS LAPORAN KEUANGAN KONSOLIDASIAN
31 DESEMBER 2017, 2016, DAN 2015
SERTA TAHUN-TAHUN YANG BERAKHIR
31 DESEMBER 2017, 2016, DAN 2015**
(Dinyatakan dalam jutaan Rupiah, kecuali dinyatakan lain)

**NOTES TO THE CONSOLIDATED FINANCIAL STATEMENTS
31 DECEMBER 2017, 2016, AND 2015
AND FOR THE YEARS ENDED
31 DECEMBER 2017, 2016, AND 2015**
(Expressed in millions of Rupiah, unless otherwise stated)

16. PENYERTAAN

16. INVESTMENTS

	2017	2016	2015	
Metode harga perolehan	4,464	4,464	13,938	<i>Cost method</i>
Dikurangi: Cadangan kerugian penurunan nilai	(805)	(890)	(890)	<i>Less: Allowance for impairment losses</i>
	3,659	3,574	13,048	

Penyertaan saham berdasarkan metode harga perolehan adalah:

The details of investments in shares based on cost method are as follows:

		2017		2016		2015		
		Persentase Kepemilikan/ Percentage of Ownership (%)	Nilai Nominal/ Face Value Rp	Persentase Kepemilikan/ Percentage of Ownership (%)	Nilai Nominal/ Face Value Rp	Persentase Kepemilikan/ Percentage of Ownership (%)	Nilai Nominal/ Face Value Rp	
Metode Harga Perolehan								
Pihak berelasi								<i>Cost method Related parties</i>
PT CIMB Sun Life	<i>Asuransi jiwa/ Life insurance</i>	-	-	-	-	3.76	9,474	<i>PT CIMB Sun Life</i>
Pihak Ketiga								<i>Third parties</i>
PT Bank Muamalat Indonesia Tbk	<i>Perbankan/ Banking</i>	0.13	1,000	0.13	1,000	0.13	1,000	<i>PT Bank Muamalat Indonesia Tbk</i>
PT Sarana Jatim Ventura	<i>Modal/ Capital Ventura</i>	5.81	500	5.81	500	5.81	500	<i>PT Sarana Jatim Ventura</i>
PT Sarana Yogya Ventura	<i>Modal/ Capital Ventura</i>	3.95	300	3.95	300	3.95	300	<i>PT Sarana Yogya Ventura</i>
PT Sarana Sumbang Ventura	<i>Modal/ Capital Ventura</i>	3.51	250	3.51	250	3.51	250	<i>PT Sarana Sumbang Ventura</i>
PT Sarana Bali Ventura	<i>Modal/ Capital Ventura</i>	4.68	250	4.68	250	4.68	250	<i>PT Sarana Bali Ventura</i>
PT Sarana Sulsel Ventura	<i>Modal/ Capital Ventura</i>	5.13	250	5.13	250	5.13	250	<i>PT Sarana Sulsel Ventura</i>
PT Sarana Sumsel Ventura	<i>Modal/ Capital Ventura</i>	3.58	250	3.58	250	3.58	250	<i>PT Sarana Sumsel Ventura</i>
PT Sarana Jateng Ventura	<i>Modal/ Capital Ventura</i>	3.44	250	3.44	250	3.44	250	<i>PT Sarana Jateng Ventura</i>
PT Bhakti Sarana Ventura	<i>Modal/ Capital Ventura</i>	2.71	225	2.71	225	2.71	225	<i>PT Bhakti Sarana Ventura</i>
PT Sarana Papua Ventura	<i>Modal/ Capital Ventura</i>	5.63	200	5.63	200	5.63	200	<i>PT Sarana Papua Ventura</i>
PT Sarana Lampung Ventura	<i>Modal/ Capital Ventura</i>	2.53	150	2.53	150	2.53	150	<i>PT Sarana Lampung Ventura</i>
PT Sarana Surakarta Ventura	<i>Modal/ Capital Ventura</i>	1.85	150	1.85	150	1.85	150	<i>PT Sarana Surakarta Ventura</i>
PT Sarana Kalbar Ventura	<i>Modal/ Capital Ventura</i>	2.45	100	2.45	100	2.45	100	<i>PT Sarana Kalbar Ventura</i>
PT Sarana Sulut Ventura	<i>Modal/ Capital Ventura</i>	2.85	100	2.85	100	2.85	100	<i>PT Sarana Sulut Ventura</i>
PT Sarana Maluku Ventura	<i>Modal/ Capital Ventura</i>	2.73	100	2.73	100	2.73	100	<i>PT Sarana Maluku Ventura</i>
PT Sarana Jambi Ventura	<i>Modal/ Capital Ventura</i>	2.24	100	2.24	100	2.24	100	<i>PT Sarana Jambi Ventura</i>
PT Sarana Riau Ventura	<i>Modal/ Capital Ventura</i>	1.36	100	1.36	100	1.36	100	<i>PT Sarana Riau Ventura</i>
PT Sarana Aceh Ventura	<i>Modal/ Capital Ventura</i>	1.46	100	1.46	100	1.46	100	<i>PT Sarana Aceh Ventura</i>
Lainnya (dibawah Rp 100 juta) - nilai penuh	<i>Lembaga pembiayaan/ Leasing</i>	0.05 - 1.56	89	0.05 - 1.56	89	0.05 - 1.56	89	<i>Others (under Rp 100 million) - full amount</i>
			4,464		4,464		13,938	
Dikurangi: Cadangan kerugian penurunan nilai			(805)		(890)		(890)	<i>Less: Allowance for impairment losses</i>
			3,659		3,574		13,048	

**PT BANK CIMB NIAGA Tbk
DAN ENTITAS ANAK/AND SUBSIDIARY**

**CATATAN ATAS LAPORAN KEUANGAN KONSOLIDASIAN
31 DESEMBER 2017, 2016, DAN 2015
SERTA TAHUN-TAHUN YANG BERAKHIR
31 DESEMBER 2017, 2016, DAN 2015**
(Dinyatakan dalam jutaan Rupiah, kecuali dinyatakan lain)

**NOTES TO THE CONSOLIDATED FINANCIAL STATEMENTS
31 DECEMBER 2017, 2016, AND 2015
AND FOR THE YEARS ENDED
31 DECEMBER 2017, 2016, AND 2015**
(Expressed in millions of Rupiah, unless otherwise stated)

16. PENYERTAAN (lanjutan)

16. INVESTMENTS (continued)

Mutasi cadangan kerugian penurunan nilai penyertaan adalah sebagai berikut:

The movements of allowance for impairment losses on investment are as follows:

	<u>2017</u>	<u>2016</u>	<u>2015</u>	
Saldo awal	890	890	890	Beginning balance
Pemulihan selama tahun berjalan (lihat Catatan 39)	(85)	-	-	Reversal during the year (refer to Note 39)
Saldo akhir	<u>805</u>	<u>890</u>	<u>890</u>	Ending balance

Manajemen berpendapat bahwa jumlah cadangan kerugian penurunan nilai tersebut telah memadai.

Management believes that the above allowance for impairment losses is adequate.

17. ASET TETAP

17. FIXED ASSETS

	2017				
	1 Januari/ January	Penambahan/ Additions	Pengurangan/ Disposals	Reklasifikasi/ Reclassification	
Harga perolehan					Cost
Tanah	2,694,665	2,721	-	-	2,697,386
Bangunan, termasuk renovasi dan instalasi	1,934,035	38,044	(5,419)	6,220	1,972,880
Perlengkapan, mesin dan perabot kantor	2,710,779	97,350	(74,956)	27,554	2,760,727
Kendaraan bermotor	26,752	428	(1,756)	-	25,424
	<u>7,366,231</u>	<u>138,543</u>	<u>(82,131)</u>	<u>33,774</u>	<u>7,456,417</u>
Aset dalam pembangunan	137,961	66,690	-	(33,774)	170,877
	<u>7,504,192</u>	<u>205,233</u>	<u>(82,131)</u>	<u>-</u>	<u>7,627,294</u>
Akumulasi penyusutan					Accumulated depreciation
Bangunan, termasuk renovasi dan instalasi	387,040	98,410	(5,418)	-	480,032
Perlengkapan, mesin dan perabot kantor	1,830,899	253,059	(74,506)	-	2,009,452
Kendaraan bermotor	16,906	2,640	(1,644)	-	17,902
	<u>2,234,845</u>	<u>354,109</u>	<u>(81,568)</u>	<u>-</u>	<u>2,507,386</u>
Nilai buku bersih	<u>5,269,347</u>				<u>5,119,908</u>
					Net book value

**PT BANK CIMB NIAGA Tbk
DAN ENTITAS ANAK/AND SUBSIDIARY**

**CATATAN ATAS LAPORAN KEUANGAN KONSOLIDASIAN
31 DESEMBER 2017, 2016, DAN 2015
SERTA TAHUN-TAHUN YANG BERAKHIR
31 DESEMBER 2017, 2016, DAN 2015**
(Dinyatakan dalam jutaan Rupiah, kecuali dinyatakan lain)

**NOTES TO THE CONSOLIDATED FINANCIAL STATEMENTS
31 DECEMBER 2017, 2016, AND 2015
AND FOR THE YEARS ENDED
31 DECEMBER 2017, 2016, AND 2015**
(Expressed in millions of Rupiah, unless otherwise stated)

17. ASET TETAP (lanjutan)

17. FIXED ASSETS (continued)

2016							
1 Januari/ January	Penambahan/ Additions	Pengurangan/ Disposals	Reklasifikasi/ Reclassification	Selisih Penilaian Kembali Aset Tetap/ Increase arising on revaluation of of fixed assets	31 Desember/ December	Cost	
Harga perolehan							
Tanah	462,942	43,031	-	-	2,188,692	2,694,665	
Bangunan, termasuk renovasi dan instalasi	1,257,183	36,944	(3,635)	1,914	641,629	1,934,035	
Perlengkapan, mesin dan perabot kantor	2,717,205	202,973	(211,249)	1,850	-	2,710,779	
Kendaraan bermotor	25,815	3,320	(2,383)	-	-	26,752	
	<u>4,463,145</u>	<u>286,268</u>	<u>(217,267)</u>	<u>3,764</u>	<u>2,830,321</u>	<u>7,366,231</u>	
Aset dalam pembangunan	2,030	139,752	(57)	(3,764)	-	137,961	
	<u>4,465,175</u>	<u>426,020</u>	<u>(217,324)</u>	<u>-</u>	<u>2,830,321</u>	<u>7,504,192</u>	
Akumulasi penyusutan							
Bangunan, termasuk renovasi dan instalasi	637,728	96,195	(3,676)	-	(343,207)	387,040	
Perlengkapan, mesin dan perabot kantor	1,788,427	251,896	(209,424)	-	-	1,830,899	
Kendaraan bermotor	15,735	3,380	(2,209)	-	-	16,906	
	<u>2,441,890</u>	<u>351,471</u>	<u>(215,309)</u>	<u>-</u>	<u>(343,207)</u>	<u>2,234,845</u>	
Nilai buku bersih	<u>2,023,285</u>					<u>5,269,347</u>	

2015							
1 Januari/ January	Penambahan/ Additions	Pengurangan/ Disposals	Reklasifikasi/ Reclassification	31 Desember/ December	Cost		
Harga perolehan							
Tanah	452,654	10,856	(568)	-	462,942	Land	
Bangunan, termasuk renovasi dan instalasi	978,313	87,978	(6,563)	197,455	1,257,183	Buildings, including renovation and installations	
Perlengkapan, mesin dan perabot kantor	2,350,424	411,156	(45,605)	1,230	2,717,205	Office equipment, machine and furniture	
Kendaraan bermotor	29,641	237	(4,208)	145	25,815	Motor vehicles	
	<u>3,811,032</u>	<u>510,227</u>	<u>(56,944)</u>	<u>198,830</u>	<u>4,463,145</u>		
Aset dalam pembangunan	196,844	4,016	-	(198,830)	2,030	Construction in progress	
	<u>4,007,876</u>	<u>514,243</u>	<u>(56,944)</u>	<u>-</u>	<u>4,465,175</u>		
Akumulasi penyusutan							
Bangunan, termasuk renovasi dan instalasi	601,166	42,728	(6,166)	-	637,728	Buildings, including renovation and installations	
Perlengkapan, mesin dan perabot kantor	1,594,938	238,971	(45,482)	-	1,788,427	Office equipment, machine and furniture	
Kendaraan bermotor	14,202	4,351	(2,818)	-	15,735	Motor vehicles	
	<u>2,210,306</u>	<u>286,050</u>	<u>(54,466)</u>	<u>-</u>	<u>2,441,890</u>		
Nilai buku bersih	<u>1,797,570</u>				<u>2,023,285</u>	Net book value	

Rincian keuntungan penjualan aset tetap adalah:

Details of gains from the sale of fixed assets are as follows:

	2017	2016	2015	
Hasil penjualan aset tetap	1,402	3,601	4,262	Proceeds from sale of fixed assets
Nilai buku bersih	(351)	(1,835)	(2,195)	Net book value
Keuntungan	<u>1,051</u>	<u>1,766</u>	<u>2,067</u>	Gain

**PT BANK CIMB NIAGA Tbk
DAN ENTITAS ANAK/AND SUBSIDIARY**

**CATATAN ATAS LAPORAN KEUANGAN KONSOLIDASIAN
31 DESEMBER 2017, 2016, DAN 2015
SERTA TAHUN-TAHUN YANG BERAKHIR
31 DESEMBER 2017, 2016, DAN 2015**
(Dinyatakan dalam jutaan Rupiah, kecuali dinyatakan lain)

17. ASET TETAP (lanjutan)

Pengurangan aset tetap termasuk penghapusbukuan aset tetap berupa mesin kantor, peralatan, dan perabot kantor serta kendaraan bermotor yang tidak ada, rusak dan tidak terpakai dengan nilai buku sebesar Rp 213 untuk tahun yang berakhir 31 Desember 2017 (2016: Rp 180; 2015: Rp 283).

Pada tanggal 31 Desember 2017, Bank CIMB Niaga memiliki 303 (2016: 217; 2015: 210) (tidak diaudit) bidang tanah, dengan sertifikat Hak Guna Bangunan (HGB) yang mempunyai masa manfaat 20 (dua puluh) hingga 40 (empat puluh) tahun. Masa berlaku Hak Guna Bangunan (HGB) berakhir antara tahun 2018 sampai dengan 2045. Manajemen berpendapat tidak terdapat masalah dengan perpanjangan hak atas tanah karena seluruh tanah diperoleh secara sah dan didukung dengan bukti kepemilikan yang memadai.

Seluruh aset tetap yang ada pada tanggal pelaporan 31 Desember 2017 digunakan untuk menunjang aktivitas operasi Bank CIMB Niaga. Beberapa aset tersebut sudah disusutkan penuh dan masih digunakan dalam operasi Bank CIMB Niaga sebesar Rp 1.471.283 (2016: Rp 1.420.680; 2015: Rp 1.369.750).

Pada tanggal 31 Desember 2017, aset tetap Bank CIMB Niaga berupa bangunan dan kendaraan bermotor telah diasuransikan kepada PT Lippo General Insurance Tbk dengan nilai pertanggungan sebesar Rp 3.679.986 (2016: Rp 3.547.375; 2015: Rp 2.976.887) dan USD 129 juta (2016: USD 155 juta; 2015: USD 166 juta). Manajemen berpendapat bahwa nilai pertanggungan tersebut cukup untuk menutup kemungkinan kerugian atas aset yang diasuransikan.

Sejak tahun 2016, Bank menerapkan model revaluasi untuk tanah dan bangunan sehingga nilai tercatat pada tanggal 31 Desember 2017 dan 2016 mencerminkan nilai wajar. Estimasi nilai wajar aset tetap (tanah dan bangunan berdasarkan nilai jual objek pajak) pada tanggal 31 Desember 2015 adalah Rp 2.768.030 (level 3 – hierarki nilai wajar). Manajemen berpendapat tidak terdapat indikasi penurunan nilai atas aset tetap yang dimiliki Bank CIMB Niaga.

Aset dalam pembangunan terdiri dari tanah dan bangunan termasuk renovasi dan instalasi. Konstruksi tersebut diperkirakan akan selesai di tahun 2018 dengan persentase penyelesaian hingga saat ini adalah 90% - 95%.

Tidak terdapat aset tetap yang digunakan Bank CIMB Niaga sebagai jaminan pinjaman.

**NOTES TO THE CONSOLIDATED FINANCIAL STATEMENTS
31 DECEMBER 2017, 2016, AND 2015
AND FOR THE YEARS ENDED
31 DECEMBER 2017, 2016, AND 2015**
(Expressed in millions of Rupiah, unless otherwise stated)

17. FIXED ASSETS (continued)

The disposals of fixed assets include the write-off, damaged and unused office machines and furnitures, equipments, and motor vehicles with book value of Rp 213 for the year ended 31 December 2017 (2016: Rp 180; 2015: Rp 283).

As at 31 December 2017, Bank CIMB Niaga has 303 (2016: 217; 2015: 210) (unaudited) plots of land, respectively, with "Hak Guna Bangunan" (HGB) titles which have an economic useful life of 20 (twenty) to 40 (forty) years. The landrights (HGB) have expiry date ranging from 2018 until 2045. Management believes that there will be no difficulty in obtaining the extension of the landrights as all the land was acquired legally and was supported by sufficient evidence of ownership.

All of the fixed assets as at the reporting date 31 December 2017 are fully used to support Bank CIMB Niaga's operation activities. Several assets are fully depreciated and still used by Bank CIMB Niaga in its operation amounting to Rp 1,471,283 (2016: Rp 1,420,680; 2015: Rp 1,369,750).

As at 31 December 2017, fixed assets, including buildings and motor vehicles has been insured by Bank CIMB Niaga to PT Lippo General Insurance Tbk with an insured amount of Rp 3,679,986 (2016: Rp 3,547,375; 2015: Rp 2,976,887) and USD 129 million (2016: USD 155 million; 2015: USD 166 million). Management believes that the insured amount is adequate to cover possible losses of these assets.

Since year 2016, the Bank has applied revaluation model for land and building thus, the carrying value as at 31 December 2017 and 2016 reflects the fair value. The estimated fair value of fixed assets (land and building based on tax object sale value) as at 31 December 2015 was Rp 2,768,030, respectively (level 3 – fair value hierarchy). Management believes that there is no indication of fixed asset impairment in the value of Bank CIMB Niaga's fixed assets.

Construction in progress comprised of the land and buildings including renovation and installations. Those constructions are estimated to be completed in 2018 with current percentages of completion of 90% - 95%.

There are no fixed assets pledged by Bank CIMB Niaga for collateral.

**PT BANK CIMB NIAGA Tbk
DAN ENTITAS ANAK/AND SUBSIDIARY**

**CATATAN ATAS LAPORAN KEUANGAN KONSOLIDASIAN
31 DESEMBER 2017, 2016, DAN 2015
SERTA TAHUN-TAHUN YANG BERAKHIR
31 DESEMBER 2017, 2016, DAN 2015**
(Dinyatakan dalam jutaan Rupiah, kecuali dinyatakan lain)

**NOTES TO THE CONSOLIDATED FINANCIAL STATEMENTS
31 DECEMBER 2017, 2016, AND 2015
AND FOR THE YEARS ENDED
31 DECEMBER 2017, 2016, AND 2015**
(Expressed in millions of Rupiah, unless otherwise stated)

17. ASET TETAP (lanjutan)

17. FIXED ASSETS (continued)

Revaluasi aset tetap

Revaluation fixed assets

Pada tanggal 1 Januari 2016, Bank CIMB Niaga melakukan perubahan kebijakan akuntansi atas tanah dan bangunan dari sebelumnya menggunakan model biaya menjadi model revaluasi. Penilaian atas tanah dan bangunan dilakukan oleh penilai independen eksternal KJPP Antonius Setiady & Rekan dalam Laporan Penilaian No. KJPP-ASR-2015-099-SUM tertanggal 26 Februari 2016 yang ditandatangani oleh Ir. Antonius Setiady, SCV, MAPPI (Cert), Ijin Penilai Menkeu R.I No. PB-1.08.00008, MAPPI No. 81-S.00002 atas penilaian atas aset yang dilakukan pada tanggal 24 November 2015 sampai dengan 14 Desember 2015. Penilaian dilakukan berdasarkan Standar Penilaian Indonesia, ditentukan berdasarkan transaksi pasar terkini dan dilakukan dengan ketentuan-ketentuan yang lazim. Metode penilaian yang dipakai adalah metode data pasar dan metode biaya.

On 1 January 2016, Bank CIMB Niaga changed its accounting policy of land and buildings from cost model to revaluation model. The valuations of land and building are performed by the following external independent valuer, KJPP Antonius Setiady & Rekan in the Valuation Report No. KJPP-ASR-2015-099-SUM dated 26 February 2016 which signed by Ir. Antonius Setiady, SCV, MAPPI (Cert), Ijin Penilai Menkeu R.I No. PB-1.08.00008, MAPPI No. 81-S.00002 of the asset valuation done from 24 November 2015 to 14 December 2015. Valuations are performed based on Indonesian Valuation Standards based on reference to recent market transactions done on arm's length terms. The valuation method used is market data approach and cost approach.

Informasi mengenai penilaian kembali aset tetap pada tanggal 1 Januari 2016 untuk kelompok aset tanah dan bangunan yang dilakukan oleh Bank CIMB Niaga adalah sebagai berikut:

Information of the revaluation of land and buildings as at 1 January 2016 performed by Bank CIMB Niaga are as follows:

	Nilai Buku sebelum Revaluasi/ <i>Carrying Amout before Revaluation</i>	Nilai Buku setelah Revaluasi/ <i>Carrying Amount after Revaluation</i>	Keuntungan Revaluasi/ <i>Gain on Revaluation</i>	
Tanah	462,942	2,585,664	2,122,722	<i>Land</i>
Bangunan	442,204	1,397,365	955,161	<i>Buildings</i>
Jumlah	905,146	3,983,029	3,077,883	Total

Nilai buku setelah revaluasi termasuk biaya-biaya pajak terkait penilaian kembali sebesar Rp 95.645. Penilaian kembali yang dilakukan atas tanah dan bangunan menghasilkan jumlah kenaikan nilai tercatat sebesar Rp 3.077.883 yang dicatat sebagai "Pendapatan Komprehensif Lain".

The carrying amount includes tax expenses related to revaluation amounted to Rp 95,645. The revaluation of land and building resulting increase in the carrying amount of land and building amounting to Rp 3,077,883 as "Other Comprehensive Income".

Penilaian kembali tanah dan bangunan untuk tujuan perpajakan dilakukan setelah mendapatkan persetujuan dari Direktorat Jenderal Pajak dengan Surat Keputusan No. KEP-372/WPJ.19/2016 tanggal 30 Maret 2016. Bank melakukan penilaian kembali aset tetap dengan mengacu pada ketentuan Peraturan Menteri Keuangan (PMK) No. 191/PMK.010/2015 tanggal 15 Oktober 2015 sebagaimana telah diubah dengan PMK No. 233/PMK.03/2015 tanggal 21 Desember 2015. Ketentuan penyusutan fiskal aset tetap untuk tujuan pajak setelah penilaian kembali dimulai sejak tanggal 1 Januari 2016.

Revaluation of land and bulidings for tax purposes is performed after the approval from Directorate General of Taxes through its letter No. KEP-372/WPJ.19/2016 dated 30 March 2016. Bank performed revaluation of fixed assets in accordance with the Finance Minister Regulation (PMK) No. 191/PMK.010/2015, dated 15 October 2015, as amended by PMK No. 233/PMK.03/2015, dated 21 December 2015. The provision concerning the fiscal depreciation of fixed assets for tax purpose after revaluation is started on 1 January 2016.

**PT BANK CIMB NIAGA Tbk
DAN ENTITAS ANAK/AND SUBSIDIARY**

**CATATAN ATAS LAPORAN KEUANGAN KONSOLIDASIAN
31 DESEMBER 2017, 2016, DAN 2015
SERTA TAHUN-TAHUN YANG BERAKHIR
31 DESEMBER 2017, 2016, DAN 2015**
(Dinyatakan dalam jutaan Rupiah, kecuali dinyatakan lain)

**NOTES TO THE CONSOLIDATED FINANCIAL STATEMENTS
31 DECEMBER 2017, 2016, AND 2015
AND FOR THE YEARS ENDED
31 DECEMBER 2017, 2016, AND 2015**
(Expressed in millions of Rupiah, unless otherwise stated)

17. ASET TETAP (lanjutan)

Revaluasi aset tetap (lanjutan)

Tabel di bawah ini menganalisis aset tetap yang dicatat pada nilai wajar berdasarkan tingkatan metode penilaian. Perbedaan pada setiap tingkatan metode penilaian dijelaskan sebagai berikut:

- Tingkat 1
Harga kuotasian (tidak disesuaikan) dari pasar aktif untuk aset atau liabilitas yang identik.
- Tingkat 2
Input selain harga yang dikutip dari pasar yang disertakan pada tingkat 1 yang dapat diobservasi untuk aset dan liabilitas, baik secara langsung (yaitu sebagai suatu harga) atau secara tidak langsung (sebagai turunan dari harga).
- Tingkat 3
Input untuk aset atau liabilitas yang tidak didasarkan pada data pasar yang dapat diobservasi (informasi yang tidak dapat diobservasi).

**Pengukuran nilai wajar 31 Desember 2017 dan 2016 menggunakan:
Fair value measurement at 31 December 2017 and 2016 using:**

	Tingkat 1/ Level 1	Tingkat 2/ Level 2	Tingkat 3/ Level 3	Nilai wajar/ Fair value	
Pengukuran nilai wajar berulang					Recurring fair value measurement
Tanah	-	2,585,664	-	2,585,664	Land
Bangunan	-	1,397,365	-	1,397,365	Buildings
	<u>-</u>	<u>3,983,029</u>	<u>-</u>	<u>3,983,029</u>	

Tidak terdapat perpindahan antar tingkat selama periode berjalan. Penilaian atas nilai wajar aset tetap dilakukan secara berkala (3 - 5 tahun). Manajemen berkeyakinan bahwa tidak ada perbedaan yang signifikan antara nilai wajar pada tanggal 31 Desember 2017 dan 2016.

Nilai wajar tingkat 2 dari tanah dan bangunan dihitung dengan menggunakan pendekatan perbandingan harga pasar dan estimasi biaya reproduksi baru atau biaya pengganti baru. Harga pasar dari tanah dan bangunan yang paling mendekati disesuaikan dengan perbedaan atribut utama seperti ukuran aset, lokasi dan penggunaan aset. Untuk kedua pendekatan di atas, input yang paling signifikan dalam pendekatan penilaian ini adalah asumsi harga per meter.

17. FIXED ASSETS (continued)

Revaluation fixed assets (continued)

The table below is the analysis of fixed assets carried at fair value, by level of valuation method. The different levels of valuation method defines as follows:

- Level 1
Quoted price (unadjusted) in active markets for identical assets or liabilities.
- Level 2
Input other than quoted prices included within level 1 that are observable for asset and liabilities, either directly (that is, as a price) or indirectly (derived from price).
- Level 3
Input for asset or liability that are not based on observable market data (unobservable inputs).

There were no transfers between level during the period. Valuation of fixed assets at fair value are performed regularly (3 - 5 years). Management believes that there is no significant change in fair value between 31 December 2017 and 2016.

Level 2 fair values of land and buildings are calculated using the comparable market data approach and cost reproduction or cost replacement approach. The approximate market prices of comparable land and buildings are adjusted for differences in key attributes such as property size, location and use of an asset. For the two above approaches, the most significant input into this valuation approach is price per square meter assumptions.

**PT BANK CIMB NIAGA Tbk
DAN ENTITAS ANAK/AND SUBSIDIARY**

**CATATAN ATAS LAPORAN KEUANGAN KONSOLIDASIAN
31 DESEMBER 2017, 2016, DAN 2015
SERTA TAHUN-TAHUN YANG BERAKHIR
31 DESEMBER 2017, 2016, DAN 2015**
(Dinyatakan dalam jutaan Rupiah, kecuali dinyatakan lain)

**NOTES TO THE CONSOLIDATED FINANCIAL STATEMENTS
31 DECEMBER 2017, 2016, AND 2015
AND FOR THE YEARS ENDED
31 DECEMBER 2017, 2016, AND 2015**
(Expressed in millions of Rupiah, unless otherwise stated)

17. ASET TETAP (lanjutan)

Revaluasi aset tetap (lanjutan)

Jika tanah dan bangunan dicatat sebesar harga perolehan, maka per 31 Desember 2017 dan 2016 dicatat dalam jumlah sebagai berikut:

	<u>31 Desember/ December 2017</u>	<u>31 Desember/ December 2016</u>	
Harga perolehan			Cost
Tanah	508,694	505,973	Land
Bangunan	1,331,251	803,729	Buildings
Akumulasi penyusutan	(823,239)	(403,273)	Accumulated depreciation
Nilai buku	<u>1,016,706</u>	<u>906,429</u>	Net book amount

17. FIXED ASSETS (continued)

Revaluation fixed assets (continued)

If land and buildings are presented on historical cost basis, as of 31 December 2017 and 2016 the amount would be as follows:

18. ASET TIDAK BERWUJUD

18. INTANGIBLE ASSETS

2017						
	<u>1 Januari/ January</u>	<u>Penambahan/ Additions</u>	<u>Pengurangan/ Disposals</u>	<u>Reklasifikasi/ Reclassification</u>	<u>31 Desember/ December</u>	
Harga perolehan						Cost
Aset tidak berwujud	2,255,276	44,310	(92)	385	2,299,879	Intangible asset
	<u>2,255,276</u>	<u>44,310</u>	<u>(92)</u>	<u>385</u>	<u>2,299,879</u>	
Aset dalam penyelesaian	30,016	228,829	-	(385)	258,460	Construction in progress
	<u>2,285,292</u>	<u>273,139</u>	<u>(92)</u>	<u>-</u>	<u>2,558,339</u>	
Akumulasi amortisasi						Accumulated amortization
Aset tidak berwujud	802,995	215,171	(92)	-	1,018,074	Intangible asset
	<u>802,995</u>	<u>215,171</u>	<u>(92)</u>	<u>-</u>	<u>1,018,074</u>	
Nilai buku bersih	<u>1,482,297</u>				<u>1,540,265</u>	Net book value
2016						
	<u>1 Januari/ January</u>	<u>Penambahan/ Additions</u>	<u>Pengurangan/ Disposals</u>	<u>Reklasifikasi/ Reclassification</u>	<u>31 Desember/ December</u>	
Harga perolehan						Cost
Aset tidak berwujud	1,022,399	301,647	(2,696)	933,926	2,255,276	Intangible asset
	<u>1,022,399</u>	<u>301,647</u>	<u>(2,696)</u>	<u>933,926</u>	<u>2,255,276</u>	
Aset dalam penyelesaian	924,581	39,361	-	(933,926)	30,016	Construction in progress
	<u>1,946,980</u>	<u>341,008</u>	<u>(2,696)</u>	<u>-</u>	<u>2,285,292</u>	
Akumulasi amortisasi						Accumulated amortization
Aset tidak berwujud	608,414	194,652	(71)	-	802,995	Intangible asset
	<u>608,414</u>	<u>194,652</u>	<u>(71)</u>	<u>-</u>	<u>802,995</u>	
Nilai buku bersih	<u>1,338,566</u>				<u>1,482,297</u>	Net book value

**PT BANK CIMB NIAGA Tbk
DAN ENTITAS ANAK/AND SUBSIDIARY**

**CATATAN ATAS LAPORAN KEUANGAN KONSOLIDASIAN
31 DESEMBER 2017, 2016, DAN 2015
SERTA TAHUN-TAHUN YANG BERAKHIR
31 DESEMBER 2017, 2016, DAN 2015**
(Dinyatakan dalam jutaan Rupiah, kecuali dinyatakan lain)

**NOTES TO THE CONSOLIDATED FINANCIAL STATEMENTS
31 DECEMBER 2017, 2016, AND 2015
AND FOR THE YEARS ENDED
31 DECEMBER 2017, 2016, AND 2015**
(Expressed in millions of Rupiah, unless otherwise stated)

18. ASET TIDAK BERWUJUD (lanjutan)

18. INTANGIBLE ASSETS (continued)

	2015				
	1 Januari/ January	Penambahan/ Additions	Pengurangan/ Disposals	Reklasifikasi/ Reclassification	
Harga perolehan					Cost
Aset tidak berwujud	882,089	139,234	-	1,076	1,022,399
	<u>882,089</u>	<u>139,234</u>	<u>-</u>	<u>1,076</u>	<u>1,022,399</u>
Aset dalam penyelesaian	273,875	651,782	-	(1,076)	924,581
	<u>1,155,964</u>	<u>791,016</u>	<u>-</u>	<u>-</u>	<u>1,946,980</u>
Akumulasi penyusutan					Accumulated depreciation
Aset tidak berwujud	468,506	139,908	-	-	608,414
	<u>468,506</u>	<u>139,908</u>	<u>-</u>	<u>-</u>	<u>608,414</u>
Nilai buku bersih	<u>687,458</u>				Net book value

Pada tanggal 18 Januari 2016, Bank CIMB Niaga telah menyelesaikan proyek pergantian *core banking system* dan kemudian direklasifikasi ke aset tidak berwujud.

As at 18 January 2016, Bank CIMB Niaga has completed *core banking system replacement project* and then reclassified to intangible assets.

Seluruh aset tidak berwujud yang ada pada tanggal pelaporan 31 Desember 2017 digunakan untuk menunjang aktivitas operasi Bank CIMB Niaga. Beberapa aset tersebut sudah diamortisasi penuh dan masih digunakan dalam operasi Bank CIMB Niaga sebesar Rp 497.765 (2016: Rp 397.809; 2015: Rp 298.049).

All of the intangible assets as at the reporting date 31 December 2017 are fully used to support Bank CIMB Niaga's operation activities. Several assets are fully amortized and still used by Bank CIMB Niaga in its operation amounting to Rp 497,765 (2016: Rp 397,809; 2015: Rp 298,049).

Aset dalam pembangunan pada tanggal 31 Desember 2017 sebagian besar berkaitan dengan aplikasi-aplikasi *core banking system*, proyek *Basel* dan *IFRS 9* yang diperkirakan selesai di tahun 2018 dengan persentase penyelesaian hingga saat ini adalah 40%-45%.

Construction in progress as at 31 December 2017 mainly comprised of application related to *core banking system*, *Basel* and *IFRS 9* project which are estimated to be completed in 2018 with current percentages of completion of 40%-45%.

19. ASET YANG DIAMBIL ALIH

19. FORECLOSED ASSETS

Agunan yang diambil alih untuk penyelesaian kredit dicatat dalam akun "Aset yang Diambil Alih" (AYDA). Rincian dalam akun ini adalah:

Foreclosed assets in settlement of loans are included under "Foreclosed Assets" account. The details in this account are as follows:

	2017	2016	2015	
Aset yang diambil alih	502,420	683,610	934,677	Foreclosed assets
Dikurangi: Cadangan kerugian penurunan nilai	(108,843)	(198,188)	(16,223)	Less: Allowance for impairment losses
	<u>393,577</u>	<u>485,422</u>	<u>918,454</u>	

Berdasarkan PBI No. 14/15/PBI/2012 tanggal 24 Oktober 2012 tentang Penilaian Kualitas Aktiva Bank Umum, khususnya AYDA, Bank CIMB Niaga diwajibkan untuk melakukan upaya penyelesaian terhadap AYDA yang dimiliki.

Based on BI Regulation No. 14/15/PBI/2012 dated 24 October 2012 regarding with Asset Quality Ratings for Commercial Banks and particularly on the foreclosed assets, Bank CIMB Niaga is required to have an action plan for settlement of its foreclosed assets.

**PT BANK CIMB NIAGA Tbk
DAN ENTITAS ANAK/AND SUBSIDIARY**

**CATATAN ATAS LAPORAN KEUANGAN KONSOLIDASIAN
31 DESEMBER 2017, 2016, DAN 2015
SERTA TAHUN-TAHUN YANG BERAKHIR
31 DESEMBER 2017, 2016, DAN 2015**
(Dinyatakan dalam jutaan Rupiah, kecuali dinyatakan lain)

**NOTES TO THE CONSOLIDATED FINANCIAL STATEMENTS
31 DECEMBER 2017, 2016, AND 2015
AND FOR THE YEARS ENDED
31 DECEMBER 2017, 2016, AND 2015**
(Expressed in millions of Rupiah, unless otherwise stated)

19. ASET YANG DIAMBIL ALIH (lanjutan)

19. FORECLOSED ASSETS (continued)

Mutasi cadangan kerugian penurunan nilai AYDA adalah:

The changes in allowance for impairment losses of foreclosed assets are as follows:

	<u>2017</u>	<u>2016</u>	<u>2015</u>	
Saldo awal	198,188	16,223	16,480	<i>Beginning balance</i>
Pembentukan/(pemulihan) selama tahun berjalan (lihat catatan 39)	115,546	400,949	(257)	<i>Impairment/(reversal) during the year (refer to note 39)</i>
Penghapusan selama tahun berjalan	(204,891)	(218,984)	-	<i>Write-off during the year</i>
Saldo akhir	<u>108,843</u>	<u>198,188</u>	<u>16,223</u>	<i>Ending balance</i>

Manajemen berpendapat bahwa cadangan kerugian penurunan nilai yang telah dibentuk cukup untuk menutup kemungkinan kerugian atas AYDA.

Management believes that the above allowance for impairment losses is adequate to cover possible losses on foreclosed assets.

20. PENDAPATAN BUNGA YANG MASIH AKAN DITERIMA

20. ACCRUED INTEREST INCOME

	<u>2017</u>	<u>2016</u>	<u>2015</u>	
Piutang bunga dari kredit yang diberikan	857,147	940,476	1,074,713	<i>Interest receivable from loans</i>
Piutang bunga dari penempatan pada bank lain dan Bank Indonesia, efek-efek, Obligasi Pemerintah dan efek-efek yang dibeli dengan janji dijual kembali	331,463	344,376	285,764	<i>Interest receivable from placements with other banks and Bank Indonesia, marketable securities, Government Bonds and securities purchased under resale agreements</i>
Lainnya	3,025	36,080	23,413	<i>Others</i>
	<u>1,191,635</u>	<u>1,320,932</u>	<u>1,383,890</u>	

Lainnya termasuk pendapatan sewa yang akan diterima terkait syariah.

Others included the sharia rent income to be received.

Piutang bunga dari kredit yang diberikan yang merupakan kolektibilitas Lancar pada tanggal 31 Desember 2017 adalah Rp 203.180 (2016: Rp 221.175; 2015: Rp 656.198) dan kolektibilitas Dalam Perhatian Khusus pada tanggal 31 Desember 2017 adalah Rp 653.967 (2016: Rp 719.301; 2015: Rp 421.193). Seluruh piutang bunga dari penempatan pada bank lain dan Bank Indonesia, efek-efek, Obligasi Pemerintah, dan efek-efek yang dibeli dengan janji dijual kembali merupakan kolektibilitas Lancar.

Interest receivables from loans which are classified as Pass at 31 December 2017 are Rp 203,180 (2016: Rp 221,175; 2015: Rp 656,198) and as Special Mention at 31 December 2017 are Rp 653,967 (2016: Rp 719,301; 2015: Rp 421,193). All interest receivables from placements with other banks and Bank Indonesia, marketable securities, Government Bonds, and securities purchased under resale agreements are classified as Pass.

**PT BANK CIMB NIAGA Tbk
DAN ENTITAS ANAK/AND SUBSIDIARY**

**CATATAN ATAS LAPORAN KEUANGAN KONSOLIDASIAN
31 DESEMBER 2017, 2016, DAN 2015
SERTA TAHUN-TAHUN YANG BERAKHIR
31 DESEMBER 2017, 2016, DAN 2015**
(Dinyatakan dalam jutaan Rupiah, kecuali dinyatakan lain)

**NOTES TO THE CONSOLIDATED FINANCIAL STATEMENTS
31 DECEMBER 2017, 2016, AND 2015
AND FOR THE YEARS ENDED
31 DECEMBER 2017, 2016, AND 2015**
(Expressed in millions of Rupiah, unless otherwise stated)

21. BEBAN DIBAYAR DI MUKA

21. PREPAID EXPENSES

	2017	2016	2015	
Sewa	628,740	612,334	524,213	Rental
Hadiah untuk nasabah	308,690	325,191	313,484	Gifts for customers
Beban ditangguhkan terkait pinjaman karyawan	175,071	184,675	156,510	Deferred expense relating to employee loans
Gedung, pemeliharaan dan renovasi	49,854	63,394	113,429	Building, maintenance and renovation
Promosi produk dan komunikasi	46,190	38,128	23,597	Promotion product and communication
Pemeliharaan terkait hardware dan software	26,644	22,773	6,601	Maintenance of hardware and software
Program Kepemilikan Saham (EOP)	20,145	14,558	8,833	Equity Ownership Plan (EOP)
Premi asuransi	16,623	19,797	16,150	Insurance premium
Persediaan dan inventaris	8,425	8,382	16,209	Inventory and office equipment
Pembukaan cabang	2,569	2,569	3,224	Opening branches
Perjalanan dinas	1,124	1,040	1,081	Office travelling
Kegiatan perusahaan	1,085	650	4,099	Office activity
Lainnya	40,381	30,779	135,378	Others
	1,325,541	1,324,270	1,322,808	

Pada tanggal 31 Desember 2017, beban dibayar di muka sehubungan dengan sewa gedung kantor kepada pihak berelasi adalah sebesar Rp 131.069 (2016: Rp 137.310; 2015: Rp 143.552) (lihat Catatan 49).

As at 31 December 2017, prepaid expenses in relation to rental of office building to related parties amounted to Rp 131,069 (2016: Rp 137,310; 2015: Rp 143,552) (refer to Note 49).

22. ASET LAIN-LAIN

22. OTHER ASSETS

	2017	2016	2015	
Tagihan terkait dengan transaksi ATM dan kartu kredit	864,087	523,806	309,039	Receivables relating to ATM and credit card transactions
Tagihan terkait dengan transaksi derivatif gagal bayar	429,499	429,499	429,499	Receivables relating to defaulted derivative transactions
Tagihan terkait dengan komisi asuransi	359,997	306,309	-	Receivables relating to insurance commission
Setoran jaminan	51,778	52,547	66,550	Security deposits
Properti terbengkalai	8,164	8,164	8,443	Abandoned properties
Tagihan terkait penjualan kredit yang diberikan (lihat Catatan 12h dan 49)	-	858,198	878,105	Receivable relating to sale of loans (refer to Note 12h and 49)
Lainnya	459,883	274,307	826,834	Others
	2,173,408	2,452,830	2,518,470	
Dikurangi:				Less:
Cadangan kerugian penurunan nilai atas tagihan terkait transaksi derivatif gagal bayar	(429,499)	(429,499)	(429,499)	Allowance for impairment losses on receivables related to defaulted derivatives transactions
Cadangan kerugian penurunan nilai atas aset lainnya	(9,771)	(9,562)	(10,002)	Allowance for impairment losses on other assets
	(439,270)	(439,061)	(439,501)	
	1,734,138	2,013,769	2,078,969	

**PT BANK CIMB NIAGA Tbk
DAN ENTITAS ANAK/AND SUBSIDIARY**

**CATATAN ATAS LAPORAN KEUANGAN KONSOLIDASIAN
31 DESEMBER 2017, 2016, DAN 2015
SERTA TAHUN-TAHUN YANG BERAKHIR
31 DESEMBER 2017, 2016, DAN 2015**
(Dinyatakan dalam jutaan Rupiah, kecuali dinyatakan lain)

**NOTES TO THE CONSOLIDATED FINANCIAL STATEMENTS
31 DECEMBER 2017, 2016, AND 2015
AND FOR THE YEARS ENDED
31 DECEMBER 2017, 2016, AND 2015**
(Expressed in millions of Rupiah, unless otherwise stated)

22. ASET LAIN-LAIN (lanjutan)

Tagihan terkait penjualan kredit yang diberikan merupakan nilai penjualan atas kredit yang diberikan dengan pihak berelasi (lihat Catatan 12h dan 49).

Atas tagihan terkait dengan transaksi derivatif gagal bayar, Bank CIMB Niaga telah membentuk penyisihan penuh untuk menutup kerugian yang mungkin timbul akibat tidak tertagihnya tagihan tersebut.

Properti terbengkalai merupakan aset tetap yang dimiliki Bank CIMB Niaga tetapi tidak digunakan untuk kegiatan usaha perbankan yang lazim sesuai dengan PBI No. 14/15/PBI/2012 tanggal 24 Oktober 2012 dan Surat Edaran No. 7/3/DPNP tanggal 31 Januari 2005 dan perubahannya Surat Edaran No. 15/28/DPNP tanggal 31 Juli 2013 perihal Penilaian Kualitas Aset Bank Umum.

Properti terbengkalai pada tanggal 31 Desember 2017 terdiri atas tanah dan bangunan dengan nilai tercatat (setelah dikurangi cadangan kerugian penurunan nilai) masing-masing adalah Rp 5.415 dan Rp 2.749 (2016: Rp 5.415 dan Rp 2.749; 2015: Rp 5.622 dan Rp 2.821).

Termasuk di dalam lainnya adalah piutang terkait pembiayaan konsumen.

Manajemen berpendapat bahwa cadangan kerugian penurunan nilai yang dibentuk atas aset lain-lain telah memadai.

23. LIABILITAS SEGERA

	<u>2017</u>	<u>2016</u>	<u>2015</u>	
Titipan transfer	675,802	955,823	287,760	Transfer liabilities
Titipan <i>Visa card</i>	236,117	195,942	153,542	Visa card liabilities
Titipan <i>merchant</i>	219,823	132,770	80,115	Merchant liabilities
Titipan umum	143,467	53,685	56,928	General liabilities
Titipan <i>Master card</i>	61,446	59,692	23,782	Master card liabilities
Titipan kredit	10,038	9,679	2,044	Credit related liabilities
Titipan personalia	4,079	10,823	2,937	Personnel related liabilities
Lainnya	595,394	536,390	179,024	Others
	<u>1,946,166</u>	<u>1,954,804</u>	<u>786,132</u>	

22. OTHER ASSETS (continued)

Receivables related to sale of loans is the selling price of loans with related party (refer to Note 12h and 49).

For receivables related to defaulted derivative transactions, Bank CIMB Niaga has provided full allowance to cover the possible losses which may arise from failure to collect the receivables.

The abandoned properties are fixed assets held by Bank CIMB Niaga but not used for its customary banking business based on PBI No. 14/15/PBI/2012 dated 24 October 2012 and Circular Letter No. 7/3/DPNP dated 31 January 2005 and its changes Circular Letter No. 15/28/DPNP dated 31 July 2013 concerning on Evaluation of Asset Quality in Commercial Bank.

The abandoned properties as at 31 December 2017 consist of land and buildings with carrying value (less allowance for impairment losses) amounted to Rp 5,415 and Rp 2,749, respectively (2016: Rp 5,415 and Rp 2,749; 2015: Rp 5,622 and Rp 2,821).

Others include receivable related to consumer financing.

Management believes that the above allowance for impairment losses on other assets is adequate.

23. OBLIGATIONS DUE IMMEDIATELY

**PT BANK CIMB NIAGA Tbk
DAN ENTITAS ANAK/AND SUBSIDIARY**

**CATATAN ATAS LAPORAN KEUANGAN KONSOLIDASIAN
31 DESEMBER 2017, 2016, DAN 2015
SERTA TAHUN-TAHUN YANG BERAKHIR
31 DESEMBER 2017, 2016, DAN 2015**
(Dinyatakan dalam jutaan Rupiah, kecuali dinyatakan lain)

**NOTES TO THE CONSOLIDATED FINANCIAL STATEMENTS
31 DECEMBER 2017, 2016, AND 2015
AND FOR THE YEARS ENDED
31 DECEMBER 2017, 2016, AND 2015**
(Expressed in millions of Rupiah, unless otherwise stated)

24. SIMPANAN DARI NASABAH – GIRO

24. DEPOSITS FROM CUSTOMERS - DEMAND DEPOSITS

Berdasarkan mata uang, pihak berelasi, dan pihak ketiga

By currency, related parties, and third parties

	2017	2016	2015	
Pihak berelasi				Related parties
Rupiah	22,506	45,120	66,528	Rupiah
Dolar Amerika Serikat	4,772	3,741	419,196	United States Dollar
Mata uang asing lainnya	-	-	85	Other foreign currencies
	<u>27,278</u>	<u>48,861</u>	<u>485,809</u>	
Pihak ketiga				Third parties
Rupiah	35,797,326	31,740,170	25,697,153	Rupiah
Dolar Amerika Serikat	12,940,370	12,256,421	13,547,606	United States Dollar
Mata uang asing lainnya	516,049	552,528	713,035	Other foreign currencies
	<u>49,253,745</u>	<u>44,549,119</u>	<u>39,957,794</u>	
	<u>49,281,023</u>	<u>44,597,980</u>	<u>40,443,603</u>	

Pada tanggal 31 Desember 2017, giro yang didasarkan pada prinsip perbankan syariah adalah Rp 1.838.764 (2016: Rp 1.413.259; 2015: Rp 781.331).

As at 31 December 2017, current account based on sharia banking principles amounted to Rp 1,838,764 (2016: Rp 1,413,259; 2015: Rp 781,331).

Giro dari pihak berelasi diungkapkan dalam Catatan 49. Informasi mengenai tingkat suku bunga dan jatuh tempo diungkapkan pada Catatan 54 dan 56.

Demand deposits from related parties are disclosed in Note 49. Information in respect of interest rates and maturities are disclosed in Notes 54 and 56.

Pada tanggal 31 Desember 2017, giro sebesar Rp 1.013 yang dijadikan jaminan kredit yang diberikan Bank. (2016: Rp 11.370; 2015: Rp 66) (lihat Catatan 12k).

As at 31 December 2017, demand deposits amounted to Rp 1,013 was pledged as collateral for the loans granted by the Bank (2016: Rp 11,370; 2015: Rp 66) (refer to Note 12k).

Terkait dengan ketentuan nilai penjaminan simpanan dari nasabah – giro, lihat Catatan 25.

Related to the amount of deposit guaranteed regulation of deposit from customer – demand deposits, refer to Note 25.

25. SIMPANAN DARI NASABAH – TABUNGAN

25. DEPOSITS FROM CUSTOMERS - SAVING DEPOSITS

Berdasarkan mata uang, pihak berelasi, dan pihak ketiga

By currency, related parties, and third parties

	2017	2016	2015	
Pihak berelasi				Related parties
Rupiah	44,979	49,019	50,471	Rupiah
Dolar Amerika Serikat	11,560	11,657	4,921	United States Dollar
Mata uang asing lainnya	6,598	5,594	3,731	Other foreign currencies
	<u>63,137</u>	<u>66,270</u>	<u>59,123</u>	
Pihak ketiga				Third parties
Rupiah	43,550,861	40,017,071	36,160,537	Rupiah
Dolar Amerika Serikat	5,419,658	5,662,660	5,841,617	United States Dollar
Mata uang asing lainnya	1,180,616	1,464,623	1,061,836	Other foreign currencies
	<u>50,151,135</u>	<u>47,144,354</u>	<u>43,063,990</u>	
	<u>50,214,272</u>	<u>47,210,624</u>	<u>43,123,113</u>	

**PT BANK CIMB NIAGA Tbk
DAN ENTITAS ANAK/AND SUBSIDIARY**

**CATATAN ATAS LAPORAN KEUANGAN KONSOLIDASIAN
31 DESEMBER 2017, 2016, DAN 2015
SERTA TAHUN-TAHUN YANG BERAKHIR
31 DESEMBER 2017, 2016, DAN 2015**
(Dinyatakan dalam jutaan Rupiah, kecuali dinyatakan lain)

25. SIMPANAN DARI NASABAH – TABUNGAN (lanjutan)

Berdasarkan mata uang, pihak berelasi, dan pihak ketiga (lanjutan)

Tabungan dari pihak berelasi diungkapkan dalam Catatan 49. Informasi mengenai tingkat suku bunga dan jatuh tempo diungkapkan pada Catatan 54 dan 56.

Berdasarkan Undang-Undang No. 24 tentang Lembaga Penjaminan Simpanan (LPS) tanggal 22 September 2004, efektif sejak tanggal 22 September 2005, sebagaimana diubah dengan Undang-Undang No. 7 Tahun 2009 tanggal 13 Januari 2009 tentang Penetapan Peraturan Pemerintah Pengganti Undang-Undang No. 3 Tahun 2008, LPS dibentuk untuk menjamin liabilitas tertentu bank-bank umum berdasarkan program penjaminan yang berlaku, yang besaran nilai jaminannya dapat berubah jika memenuhi kriteria tertentu yang berlaku.

Berdasarkan Peraturan Pemerintah Republik Indonesia No. 66/2008 tanggal 13 Oktober 2008 mengenai besarnya nilai simpanan yang dijamin LPS, pada tanggal 31 Desember 2015, jumlah simpanan yang dijamin LPS adalah simpanan sampai dengan Rp 2.000 untuk per nasabah per bank. Pada tanggal 6 Oktober 2015, berdasarkan Surat Edaran LPS No. 19 Tahun 2015, simpanan nasabah dijamin hanya jika suku bunganya sama dengan atau dibawah 7,50% untuk simpanan dalam Rupiah dan 1,25% untuk simpanan dalam mata uang asing.

Pada tanggal 13 September 2016 terdapat pembaharuan Surat Edaran LPS No. 17 tahun 2016 terkait dengan penyesuaian suku bunga yaitu 6,25% untuk simpanan dalam Rupiah dan 0,75% untuk simpanan dalam mata uang asing untuk periode 15 September 2016 sampai 15 Januari 2017.

Pada tanggal 14 September 2017 terdapat pembaharuan berdasarkan surat edaran LPS No.18 tahun 2017 terkait dengan penyesuaian suku bunga yaitu 6,00% untuk simpanan dalam Rupiah dan 0,75% untuk simpanan dalam mata uang asing untuk periode 15 September 2017 sampai 15 Januari 2018.

Pada tanggal 27 Desember 2017 terdapat pembaharuan terakhir berdasarkan surat edaran LPS No.23 tahun 2017 terkait dengan penyesuaian suku bunga yaitu 5,75% untuk simpanan dalam Rupiah dan 0,75% untuk simpanan dalam mata uang asing untuk periode 3 November 2017 sampai sampai 15 Januari 2018.

**NOTES TO THE CONSOLIDATED FINANCIAL STATEMENTS
31 DECEMBER 2017, 2016, AND 2015
AND FOR THE YEARS ENDED
31 DECEMBER 2017, 2016, AND 2015**
(Expressed in millions of Rupiah, unless otherwise stated)

**25. DEPOSITS FROM CUSTOMERS - SAVING DEPOSITS
(continued)**

**By currency, related parties, and third parties
(continued)**

Saving deposits from related parties is disclosed in Note 49. Information in respect of interest rates and maturities are disclosed in Notes 54 and 56.

Based on Law No. 24 concerning the Indonesia Deposit Insurance Agency (LPS) dated 22 September 2004, effective on 22 September 2005, which was amended by Law No. 7 Year 2009 dated 13 January 2009 regarding with the Determination of Government Regulation as Substitution of Law No. 3 Year 2008, LPS was formed to guarantee certain liabilities of commercial banks under the applicable guarantee program, which the amount of guarantee can be adjusted if meet certain criteria.

Based on Indonesia Republic's Government Regulation No. 66/2008 dated 13 October 2008 regarding with the amount of deposit guaranteed by LPS, as at 31 December 2015, the amount of deposits covered by LPS is customer deposits up to Rp 2,000 per depositor per bank. As at 6 October 2015, based on LPS's Circular Letter No. 19 Year 2015, deposit from customers are covered only if the rate of interest is equal to or below 7.50% for deposits denominated in Rupiah and 1.25% for deposits denominated in foreign currency.

As at 13 September 2016 there is revision of LPS's Circular Letter No. 17 year 2016 related with adjustment of interest rate which is 6.25% for deposits denominated in Rupiah and 0.75% for deposits denominated in foreign currency for period 15 September 2016 to 15 January 2017.

As at 14 September 2017 there is revision by LPS's Circular Letter No. 18 year 2017 related with adjustment of interest rate which is 6.00% for deposits denominated in Rupiah and 0.75% for deposits denominated in foreign currency for period of 15 September 2017 to 15 January 2018.

As at 27 December 2017 there is latest revision by LPS's Circular Letter No. 23 year 2017 related with adjustment of interest rate which is 5.75% for deposits denominated in Rupiah and 0.75% for deposits denominated in foreign currency for period of 3 November 2017 to 15 January 2018.

**PT BANK CIMB NIAGA Tbk
DAN ENTITAS ANAK/AND SUBSIDIARY**

**CATATAN ATAS LAPORAN KEUANGAN KONSOLIDASIAN
31 DESEMBER 2017, 2016, DAN 2015
SERTA TAHUN-TAHUN YANG BERAKHIR
31 DESEMBER 2017, 2016, DAN 2015**
(Dinyatakan dalam jutaan Rupiah, kecuali dinyatakan lain)

**NOTES TO THE CONSOLIDATED FINANCIAL STATEMENTS
31 DECEMBER 2017, 2016, AND 2015
AND FOR THE YEARS ENDED
31 DECEMBER 2017, 2016, AND 2015**
(Expressed in millions of Rupiah, unless otherwise stated)

25. SIMPANAN DARI NASABAH – TABUNGAN (lanjutan)

**25. DEPOSITS FROM CUSTOMERS - SAVING DEPOSITS
(continued)**

Berdasarkan mata uang, pihak berelasi, dan pihak ketiga (lanjutan)

**By currency, related parties, and third parties
(continued)**

Pada tanggal 31 Desember 2017, tabungan didasarkan pada prinsip perbankan syariah adalah Rp 4.757.350 (2016: Rp 3.831.820; 2015: Rp 2.857.597).

As at 31 December 2017, saving deposits based on sharia banking principles amounted to Rp 4,757,350 (2016: Rp 3,831,820; 2015: Rp 2,857,597).

Pada tanggal 31 Desember 2017, tabungan sebesar Rp 133.241 dijadikan jaminan atas kredit yang diberikan Bank (2016: Rp 113.691; 2015: Rp 99.315) (lihat Catatan 12k).

As at 31 December 2017, saving deposits amounted to Rp 133,241 was pledged as collateral for the loans granted by the Bank (2016: Rp 113,691; 2015: Rp 99,315) (refer to Note 12k).

26. SIMPANAN DARI NASABAH - DEPOSITO BERJANGKA

26. DEPOSITS FROM CUSTOMERS - TIME DEPOSITS

a. Berdasarkan mata uang, pihak berelasi, dan pihak ketiga

a. By currency, related parties, and third parties

	2017	2016	2015	
Pihak berelasi				Related parties
Rupiah	65,987	78,997	138,173	Rupiah
Dolar Amerika Serikat	7,444	6,176	16,354	United States Dollar
Mata uang asing lainnya	-	3,595	605	Other foreign currencies
	<u>73,431</u>	<u>88,768</u>	<u>155,132</u>	
Pihak ketiga				Third parties
Rupiah	70,150,122	74,840,267	83,930,269	Rupiah
Dolar Amerika Serikat	19,211,817	13,628,504	10,734,807	United States Dollar
Mata uang asing lainnya	386,531	204,991	146,153	Other foreign currencies
	<u>89,748,470</u>	<u>88,673,762</u>	<u>94,811,229</u>	
	<u>89,821,901</u>	<u>88,762,530</u>	<u>94,966,361</u>	

b. Berdasarkan jangka waktu kontrak

b. By period of contract

	2017	2016	2015	
< 1 bulan	11,625,210	10,170,442	28,253,790	< 1 month
> 1 - < 3 bulan	40,077,030	38,984,117	28,771,941	> 1 - < 3 months
> 3 - < 6 bulan	13,428,593	15,849,548	17,326,407	> 3 - < 6 months
> 6 - < 12 bulan	9,342,971	8,167,158	6,950,082	> 6 - < 12 months
> 12 bulan	15,348,097	15,591,265	13,664,141	> 12 months
	<u>89,821,901</u>	<u>88,762,530</u>	<u>94,966,361</u>	

c. Berdasarkan jatuh tempo

c. By maturity

	2017	2016	2015	
< 1 bulan	52,443,564	48,501,382	55,826,396	< 1 month
> 1 - < 3 bulan	17,775,900	22,132,115	22,795,965	> 1 - < 3 months
> 3 - < 12 bulan	11,916,367	10,330,568	10,106,086	> 3 - < 12 months
> 1 - < 5 tahun	7,480,346	7,778,634	6,118,175	> 1 - < 5 years
> 5 tahun	205,724	19,831	119,739	> 5 years
	<u>89,821,901</u>	<u>88,762,530</u>	<u>94,966,361</u>	

**PT BANK CIMB NIAGA Tbk
DAN ENTITAS ANAK/AND SUBSIDIARY**

**CATATAN ATAS LAPORAN KEUANGAN KONSOLIDASIAN
31 DESEMBER 2017, 2016, DAN 2015
SERTA TAHUN-TAHUN YANG BERAKHIR
31 DESEMBER 2017, 2016, DAN 2015**
(Dinyatakan dalam jutaan Rupiah, kecuali dinyatakan lain)

**NOTES TO THE CONSOLIDATED FINANCIAL STATEMENTS
31 DECEMBER 2017, 2016, AND 2015
AND FOR THE YEARS ENDED
31 DECEMBER 2017, 2016, AND 2015**
(Expressed in millions of Rupiah, unless otherwise stated)

**26. SIMPANAN DARI NASABAH - DEPOSITO BERJANGKA
(lanjutan)**

**26. DEPOSITS FROM CUSTOMERS - TIME DEPOSITS
(continued)**

c. Berdasarkan jatuh tempo (lanjutan)

c. By maturity (continued)

Pada tanggal 31 Desember 2017, deposito berjangka berdasarkan prinsip perbankan syariah adalah Rp 13.311.844 (2016: Rp 5.383.697; 2015: Rp 3.945.690).

As at 31 December 2017, time deposits based on sharia banking principles amounted to Rp 13,311,844 (2016: Rp 5,383,697; 2015: Rp 3,945,690).

Deposito berjangka dari pihak berelasi diungkapkan dalam Catatan 49. Informasi mengenai tingkat suku bunga dan jatuh tempo diungkapkan pada Catatan 54 dan 56.

Time deposits from related parties are disclosed in Note 49. Information in respect to interest rates and maturities are disclosed in Notes 54 and 56.

Pada tanggal 31 Desember 2017, deposito berjangka sebesar Rp 11.609.973 dijadikan jaminan kredit yang diberikan Bank CIMB Niaga (2016: Rp 7.469.052; 2015: Rp 7.534.123) (lihat Catatan 12k).

As at 31 December 2017, time deposits amounting to Rp 11,609,973 was pledged as collateral for the loans granted by Bank CIMB Niaga (2016: Rp 7,469,052; 2015: Rp 7,534,123) (refer to Note 12k).

Terkait dengan ketentuan nilai penjaminan simpanan dari nasabah – deposito berjangka, lihat Catatan 25.

Related to the amount of deposit guaranteed regulation of deposit from customer – time deposits, refer to Note 25.

27. SIMPANAN DARI BANK LAIN – GIRO DAN TABUNGAN

27. DEPOSITS FROM OTHER BANKS – DEMAND AND SAVING DEPOSITS

Berdasarkan jenis dan mata uang

By type and currency

	2017	2016	2015	
Giro				Demand deposits
Rupiah	1,057,870	1,470,826	969,554	Rupiah
Dolar Amerika Serikat	314,382	340,140	1,293,273	United States Dollar
Mata uang asing lainnya	595,906	36,992	15,679	Other foreign currencies
Jumlah Giro	<u>1,968,158</u>	<u>1,847,958</u>	<u>2,278,506</u>	Total demand deposits
Tabungan				Saving deposits
Rupiah	19,493	15,516	22,254	Rupiah
	<u>1,987,651</u>	<u>1,863,474</u>	<u>2,300,760</u>	

Pada tanggal 31 Desember 2017, giro dari pihak berelasi adalah Rp 202.028 (2016: Rp 199.236; 2015: Rp 43.510) (lihat Catatan 49).

As at 31 December 2017, demand deposits from related parties amounted to Rp 202,028 (2016: Rp 199,236; 2015: Rp 43,510) (refer to Note 49).

Informasi mengenai tingkat suku bunga dan jatuh tempo diungkapkan pada Catatan 54 dan 56.

Information in respect to interest rates and maturities are disclosed in Notes 54 and 56.

Pada tanggal 31 Desember 2017, 2016, dan 2015, tidak terdapat simpanan dari bank lain – giro dan tabungan yang dijadikan jaminan atas kredit yang diberikan Bank.

As at 31 December 2017, 2016, and 2015, there were no deposits from other banks – demand and saving deposits pledged as collateral for the loans granted by the Bank.

**PT BANK CIMB NIAGA Tbk
DAN ENTITAS ANAK/AND SUBSIDIARY**

**CATATAN ATAS LAPORAN KEUANGAN KONSOLIDASIAN
31 DESEMBER 2017, 2016, DAN 2015
SERTA TAHUN-TAHUN YANG BERAKHIR
31 DESEMBER 2017, 2016, DAN 2015**
(Dinyatakan dalam jutaan Rupiah, kecuali dinyatakan lain)

**NOTES TO THE CONSOLIDATED FINANCIAL STATEMENTS
31 DECEMBER 2017, 2016, AND 2015
AND FOR THE YEARS ENDED
31 DECEMBER 2017, 2016, AND 2015**
(Expressed in millions of Rupiah, unless otherwise stated)

28. SIMPANAN DARI BANK LAIN – INTER-BANK CALL MONEY DAN DEPOSITO BERJANGKA

28. DEPOSITS FROM OTHER BANKS – INTER-BANK CALL MONEY AND TIME DEPOSITS

a. Berdasarkan mata uang

a. By currency

	2017	2016	2015	
<i>Inter-bank Call Money</i>				<i>Inter-bank Call Money</i>
Rupiah	3,605,000	1,395,000	2,302,000	Rupiah
	3,605,000	1,395,000	2,302,000	
<i>Deposito Berjangka</i>				<i>Time Deposits</i>
Rupiah	1,291,608	1,298,924	1,051,573	Rupiah
Dolar Amerika Serikat	76	75	77	United States Dollar
	1,291,684	1,298,999	1,051,650	
	4,896,684	2,693,999	3,353,650	

b. Berdasarkan jangka waktu kontrak

b. By contract period

	2017	2016	2015	
< 1 bulan	2,960,677	1,325,668	2,292,837	< 1 month
> 1 - < 3 bulan	1,050,980	120,429	64,398	> 1 - < 3 months
> 3 - < 6 bulan	11,885	2,730	16,887	> 3 - < 6 months
> 6 - < 12 bulan	217,015	1,101,723	757,012	> 6 - < 12 months
> 12 bulan	656,127	143,449	222,516	> 12 months
	4,896,684	2,693,999	3,353,650	

Pada tanggal 31 Desember 2017, 2016, dan 2015, tidak terdapat saldo *inter-bank call money* dan deposito berjangka dari pihak berelasi.

As at 31 December 2017, 2016, and 2015, there were no *inter-bank call money* and time deposits from related party.

Informasi mengenai tingkat suku bunga dan jatuh tempo diungkapkan pada Catatan 54 dan 56

Information in respect to interest rates and maturities are disclosed in Notes 54 and 56

Pada tanggal 31 Desember 2017, 2016, dan 2015, tidak terdapat simpanan dari bank lain – *inter-bank call money* dan deposito berjangka yang dijadikan jaminan atas kredit yang diberikan.

As at 31 December 2017, 2016, and 2015, there were no deposits from other banks – *inter-bank call money* and time deposits pledged as loans collateral.

**PT BANK CIMB NIAGA Tbk
DAN ENTITAS ANAK/AND SUBSIDIARY**

**CATATAN ATAS LAPORAN KEUANGAN KONSOLIDASIAN
31 DESEMBER 2017, 2016, DAN 2015
SERTA TAHUN-TAHUN YANG BERAKHIR
31 DESEMBER 2017, 2016, DAN 2015**
(Dinyatakan dalam jutaan Rupiah, kecuali dinyatakan lain)

**NOTES TO THE CONSOLIDATED FINANCIAL STATEMENTS
31 DECEMBER 2017, 2016, AND 2015
AND FOR THE YEARS ENDED
31 DECEMBER 2017, 2016, AND 2015**
(Expressed in millions of Rupiah, unless otherwise stated)

29. EFEK-EFEK YANG DITERBITKAN

29. MARKETABLE SECURITIES ISSUED

	2017	2016	2015	
Obligasi I Bank CIMB Niaga Tahun 2011 dengan Tingkat Suku Bunga Tetap (lihat Catatan 1c) Seri B	-	-	1,320,000	<i>Bank CIMB Niaga Bonds I Year 2011 with Fixed Interest Rate (see Note 1c) Series B</i>
	-	-	1,320,000	
Obligasi Berkelanjutan I Bank CIMB Niaga Tahap I Tahun 2012 dengan Tingkat Suku Bunga Tetap (lihat Catatan 1c) Seri B	-	1,400,000	1,400,000	<i>The Continuous Bonds I of Bank CIMB Niaga Phase I Year 2012 with Fixed Interest Rate (see Note 1c) Series B</i>
	-	1,400,000	1,400,000	
Obligasi Berkelanjutan I Bank CIMB Niaga Tahap II Tahun 2013 dengan Tingkat Suku Bunga Tetap (lihat Catatan 1c) Seri B	-	-	315,000	<i>The Continuous Bonds I of Bank CIMB Niaga Phase II Year 2013 with Fixed Interest Rate (see Note 1c) Series B</i>
Seri C	850,000	850,000	850,000	<i>Series C</i>
	850,000	850,000	1,165,000	
Obligasi Berkelanjutan II Bank CIMB Niaga Tahap I Tahun 2016 dengan Tingkat Suku Bunga Tetap (lihat Catatan 1c) Seri A	-	432,000	-	<i>The Continuous Bonds II of Bank CIMB Niaga Phase II Year 2016 with Fixed Interest Rate (see Note 1c) Series A</i>
Seri B	386,000	386,000	-	<i>Series B</i>
Seri C	182,000	182,000	-	<i>Series C</i>
	568,000	1,000,000	-	
Obligasi Berkelanjutan II Bank CIMB Niaga Tahap II Tahun 2017 dengan Tingkat Suku Bunga Tetap (lihat Catatan 1c) Seri A	802,000	-	-	<i>The Continuous Bonds II of Bank CIMB Niaga Phase I Year 2017 with Fixed Interest Rate (see Note 1c) Series A</i>
Seri B	376,000	-	-	<i>Series B</i>
Seri C	822,000	-	-	<i>Series C</i>
	2,000,000	-	-	
Obligasi Berkelanjutan II Bank CIMB Niaga Tahap III Tahun 2017 dengan Tingkat Suku Bunga Tetap (lihat Catatan 1c) Seri A	500,000	-	-	<i>The Continuous Bonds II of Bank CIMB Niaga Phase III Year 2017 with Fixed Interest Rate (see Note 1c) Series A</i>
Seri B	657,000	-	-	<i>Series B</i>
Seri C	843,000	-	-	<i>Series C</i>
	2,000,000	-	-	
Surat Hutang Jangka Menengah I CIMB Niaga Auto Finance Tahun 2013 dengan Tingkat Suku Bunga Tetap (lihat Catatan 1c)	-	-	200,000	<i>Medium Term Notes I CIMB Niaga Auto Finance Year 2013 with Fixed Interest Rate (see Note 1c)</i>
Surat Hutang Jangka Menengah II CIMB Niaga Auto Finance Tahun 2013 dengan Tingkat Suku Bunga Tetap (lihat Catatan 1c)	-	-	400,000	<i>Medium Term Notes II CIMB Niaga Auto Finance Year 2013 with Fixed Interest Rate (see Note 1c)</i>
Jumlah	5,418,000	3,250,000	4,485,000	<i>Total</i>
Dikurangi :				<i>Less:</i>
Biaya emisi obligasi yang belum diamortisasi	(14,387)	(12,296)	(8,079)	<i>Unamortised bond issuance costs</i>
Jumlah - bersih	5,403,613	3,237,704	4,476,921	Total - net

Informasi mengenai tingkat suku bunga dan jatuh tempo diungkapkan pada Catatan 54 dan 56.

Information in respect to interest rate and maturity is disclosed in Notes 54 and 56.

**PT BANK CIMB NIAGA Tbk
DAN ENTITAS ANAK/AND SUBSIDIARY**

**CATATAN ATAS LAPORAN KEUANGAN KONSOLIDASIAN
31 DESEMBER 2017, 2016, DAN 2015
SERTA TAHUN-TAHUN YANG BERAKHIR
31 DESEMBER 2017, 2016, DAN 2015**
(Dinyatakan dalam jutaan Rupiah, kecuali dinyatakan lain)

**NOTES TO THE CONSOLIDATED FINANCIAL STATEMENTS
31 DECEMBER 2017, 2016, AND 2015
AND FOR THE YEARS ENDED
31 DECEMBER 2017, 2016, AND 2015**
(Expressed in millions of Rupiah, unless otherwise stated)

29. EFEK-EFEK YANG DITERBITKAN (lanjutan)

29. MARKETABLE SECURITIES ISSUED (continued)

Transaksi lindung nilai

Hedge transactions

Pada tanggal 20 Juni 2014, Bank CIMB Niaga melakukan lindung nilai atas nilai wajar pada sebagian Obligasi Berkelanjutan I Tahun 2012 Seri B sebesar Rp 1.400.000 dengan kontrak swap tingkat suku bunga, dengan nilai nosional sebesar Rp 250.000 (lihat Catatan 11).

On 20 June 2014, Bank CIMB Niaga performed fair value hedged of a proportion of Continuous Bonds I Phase I Year 2012 Series B of Rp 1,400,000 using interest rate swap contracts with notional amount of Rp 250,000 (refer to Note 11).

Pada tanggal 31 Desember 2017, 2016, dan 2015, Bank CIMB Niaga telah melakukan evaluasi terhadap lindung nilai tersebut dengan menggunakan metode regresi dan hasilnya efektif.

As at 31 December 2017, 2016, and 2015, Bank CIMB Niaga has performed the hedging evaluation of bond fair value by using regression method and the result is effective.

Hasil net dari keuntungan instrumen lindung nilai dan keuntungan/(kerugian) *hedge item* yang dilindungi nilainya disajikan pada tabel berikut ini:

The net effect of the gain from the hedging instrument and gain/(losses) from the hedged item are summarised below:

	2017	2016	2015	
Keuntungan instrumen lindung nilai	26	5,815	2,172	Gains on hedging instrument
Kerugian <i>hedged item</i> yang berhubungan dengan risiko yang dilindungi nilai	-	(4,868)	(1,077)	Losses on hedged item attributable to hedged risk
Keuntungan bersih dari transaksi lindung nilai	26	947	1,095	Net gains from hedging transaction

30. PINJAMAN YANG DITERIMA

30. BORROWINGS

	2017	2016	2015	
Rupiah				Rupiah
Kredit Penerusan	1	1	27	Two step loans
Bank lain	2,551,853	4,421,183	4,112,931	Other banks
	2,551,854	4,421,184	4,112,958	
Dolar Amerika Serikat				United States Dollar
Bank lain	3,257,869	1,014,889	2,571,672	Other Banks
	3,257,869	1,014,889	2,571,672	
	5,809,723	5,436,073	6,684,630	

Informasi mengenai tingkat suku bunga dan saat jatuh tempo diungkapkan pada Catatan 54 dan 56.

Information in respect to interest rates and maturities is disclosed in Notes 54 and 56.

Kredit penerusan

Two-step loans

Kredit penerusan terdiri dari fasilitas kredit dalam mata uang Rupiah dan mata uang asing yang diperoleh dari beberapa lembaga pembiayaan internasional melalui pemerintah Indonesia yang ditujukan untuk membiayai proyek-proyek tertentu di Indonesia.

Two-step loans consist of credit facilities in Rupiah and foreign currencies obtained from several international funding institutions through the Indonesian government which are designated to finance specific projects in Indonesia.

Kredit penerusan ini jatuh tempo pada akhir tahun 2017 dan dilunasi pada Januari 2018. Tingkat suku bunga per tahun untuk kredit penerusan dalam mata uang Rupiah adalah 7,54% pada tanggal 31 Desember 2017 (2016: 7,54%; 2015: 7,54%).

Two-step loans be matured at the end of 2017 and settled in January 2018. The annual interest rate for two-step loans in Rupiah is 7.54% as at 31 December 2017 (2016: 7.54%; 2015: 7.54%).

**PT BANK CIMB NIAGA Tbk
DAN ENTITAS ANAK/AND SUBSIDIARY**

**CATATAN ATAS LAPORAN KEUANGAN KONSOLIDASIAN
31 DESEMBER 2017, 2016, DAN 2015
SERTA TAHUN-TAHUN YANG BERAKHIR
31 DESEMBER 2017, 2016, DAN 2015**
(Dinyatakan dalam jutaan Rupiah, kecuali dinyatakan lain)

**NOTES TO THE CONSOLIDATED FINANCIAL STATEMENTS
31 DECEMBER 2017, 2016, AND 2015
AND FOR THE YEARS ENDED
31 DECEMBER 2017, 2016, AND 2015**
(Expressed in millions of Rupiah, unless otherwise stated)

30. PINJAMAN YANG DITERIMA (lanjutan)

30. BORROWINGS (continued)

Bank lain

Other Banks

	2017	2016	2015	
Rupiah - Pihak ketiga				Rupiah - Third parties
PT Bank Pan Indonesia Tbk	528,118	1,393,564	1,366,528	PT Bank Pan Indonesia Tbk
PT BPD Aceh Syariah	500,000	400,000	-	PT BPD Aceh Syariah
PT Bank Permata Tbk	460,000	59,446	69,285	PT Bank Permata Tbk
PT Bank Central Asia Tbk	281,386	600,161	277,083	PT Bank Central Asia Tbk
PT Bank Mandiri (Persero) Tbk	275,718	1,133,078	942,331	PT Bank Mandiri (Persero) Tbk
PT BPD Jatim Syariah	200,000	50,000	-	PT BPD Jatim Syariah
PT Bank Jabar Banten Syariah	125,000	100,000	-	PT Bank Jabar Banten Syariah
PT Bank OCBC NISP Tbk	103,517	219,812	528,556	PT Bank OCBC NISP Tbk
PT Bank BCA Syariah	43,461	36,891	10,115	PT Bank BCA Syariah
PT Bank Danamon Indonesia Tbk	34,653	183,338	137,778	PT Bank Danamon Indonesia Tbk
PT Bank Muamalat Indonesia Tbk	-	81,886	274,832	PT Bank Muamalat Indonesia Tbk
Lembaga Pembiayaan Ekspor Indonesia	-	63,722	97,222	Lembaga Pembiayaan Ekspor Indonesia
PT Bank Negara Indonesia (Persero) Tbk	-	57,496	122,784	PT Bank Negara Indonesia (Persero) Tbk
PT Bank Rakyat Indonesia Tbk	-	41,789	107,473	PT Bank Rakyat Indonesia Tbk
PT Bank DKI	-	-	47,415	PT Bank DKI
PT Bank Sinarmas Syariah	-	-	35,000	PT Bank Sinarmas Syariah
PT Bank Permata Syariah	-	-	23,726	PT Bank Permata Syariah
PT Bank Maybank Syariah Indonesia	-	-	20,000	PT Bank Maybank Syariah Indonesia
PT Bank BNI Syariah	-	-	16,750	PT Bank BNI Syariah
PT Bank DKI Syariah	-	-	14,275	PT Bank DKI Syariah
PT Bank Victoria International Tbk	-	-	12,500	PT Bank Victoria International Tbk
PT Bank QNB Kesawan Tbk	-	-	6,778	PT Bank QNB Kesawan Tbk
PT Bank Nationalnobu Tbk	-	-	2,500	PT Bank Nationalnobu Tbk
	2,551,853	4,421,183	4,112,931	
Dolar Amerika Serikat				United States Dollar
Pihak berelasi				Related parties
CIMB Bank Berhad	542,947	898,156	1,286,600	CIMB Bank Berhad
	542,947	898,156	1,286,600	
Pihak ketiga				Third parties
Wachovia Bank	1,188,356	-	-	Wachovia Bank
Bank of New York, NY	574,485	-	-	Bank of New York, NY
Citibank New York	477,219	-	-	Citibank New York
Standard Chartered Bank	474,862	-	-	Standard Chartered Bank
International Finance Corporation	-	-	839,296	International Finance Corporation
Shizuoka Bank Ltd	-	-	192,990	Shizuoka Bank Ltd
Lain-lain	-	116,733	252,786	Others
	2,714,922	116,733	1,285,072	
	3,257,869	1,014,889	2,571,672	
	5,809,722	5,436,072	6,684,603	

**PT BANK CIMB NIAGA Tbk
DAN ENTITAS ANAK/AND SUBSIDIARY**

**CATATAN ATAS LAPORAN KEUANGAN KONSOLIDASIAN
31 DESEMBER 2017, 2016, DAN 2015
SERTA TAHUN-TAHUN YANG BERAKHIR
31 DESEMBER 2017, 2016, DAN 2015**
(Dinyatakan dalam jutaan Rupiah, kecuali dinyatakan lain)

30. PINJAMAN YANG DITERIMA (lanjutan)

Bank lain (lanjutan)

Mata uang Rupiah – Pihak ketiga

Pinjaman lainnya sebagian besar merupakan pinjaman yang diterima Entitas Anak dalam menjalankan bisnisnya. Pinjaman tersebut akan jatuh tempo pada berbagai tahun antara 2018 - 2020. Tingkat suku bunga per tahun untuk fasilitas tersebut untuk tahun yang berakhir 31 Desember 2017 berkisar antara 7,15% - 11,00% (2016: 8,75% - 13,00%; 2015: 9,00% - 13,50%).

Seluruh pinjaman di atas digunakan untuk pembiayaan kendaraan roda dua dan roda empat, baik dalam kondisi baru atau bekas dan pembiayaan sewa guna usaha.

Selama tahun 2017, Bank CIMB Niaga telah melakukan pembayaran kepada PT Bank Pan Indonesia Tbk dengan nominal sebesar Rp 868.056 (2016: Rp 1.013.750; 2015: Rp 858.333).

Mata uang asing – Pihak berelasi

CIMB Bank Berhad

Pinjaman yang diterima Bank CIMB Niaga dari CIMB Bank Berhad mempunyai plafon sebesar USD 200 juta. Pada tanggal 31 Desember 2017, saldo pinjaman adalah USD 40 juta (2016: USD 67 juta; 2015: USD 93 juta). Pinjaman ini akan jatuh tempo pada tanggal 29 Maret 2018. Tingkat suku bunga per tahun untuk tahun yang berakhir 31 Desember 2017 adalah 2,25% (2016: 1,99%; 2015: 1,29%).

Pinjaman ini adalah untuk diberikan kepada nasabah yang membutuhkan pembiayaan proyek. Pinjaman ini mensyaratkan Bank CIMB Niaga untuk tidak menjual aset yang bernilai material. Bank CIMB Niaga telah memenuhi pembatasan-pembatasan yang diwajibkan dalam perjanjian pinjaman yang diterima.

Selama tahun 2017, Bank CIMB Niaga telah melakukan pembayaran kepada CIMB Bank Berhad dengan nominal sebesar Rp 355.209 (2016: Rp 388.444; 2015: Rp 199.600).

Mata uang asing – Pihak ketiga

International Finance Corporation

Pinjaman yang diterima Bank CIMB Niaga dari International Finance Corporation (IFC) merupakan pinjaman jangka panjang dengan plafon sebesar USD 61 juta. Pinjaman ini diterima pada tanggal 20 November 2012 dan telah dilakukan pelunasan dipercepat pada tanggal 31 Maret 2016.

**NOTES TO THE CONSOLIDATED FINANCIAL STATEMENTS
31 DECEMBER 2017, 2016, AND 2015
AND FOR THE YEARS ENDED
31 DECEMBER 2017, 2016, AND 2015**
(Expressed in millions of Rupiah, unless otherwise stated)

30. BORROWINGS (continued)

Other banks (continued)

Rupiah currency – Third parties

Other borrowings mostly represent borrowings received by Subsidiary to finance their business. The borrowing will be mature in the years between 2018 - 2020. The annual interest rates for the year ended 31 December 2017 ranged between 7.15% - 11.00% 2016: 8.75% - 13.00%; 2015: 9.00% - 13.50%.

All the borrowings above are used for finance of two wheelers and four wheelers, either new or used and for finance lease business.

During the year 2017, Bank CIMB Niaga has paid to PT Bank Pan Indonesia Tbk amounting to Rp 868,056 (2016: Rp 1,013,750; 2015: Rp 858,333).

Foreign currency – Related parties

CIMB Bank Berhad

Borrowing obtained by Bank CIMB Niaga from CIMB Bank Berhad has plafond of USD 200 million. As at 31 December 2017, the borrowing balance amounted to USD 40 million (2016: USD 67 million; 2015: USD 93 million). This borrowing will be matured on 29 March 2018. The annual interest rate for the year ended 31 December 2017 was 2.25% (2016: 1.99%; 2015: 1.29%).

The borrowings are to be provided to borrowers who need project financing. The borrowing requires Bank CIMB Niaga not to sell or dispose the asset which material. Bank CIMB Niaga has fulfilled the debt covenants requirement outlined in borrowing agreements.

During the year 2017, Bank CIMB Niaga has paid to CIMB Bank Berhad amounting to Rp 355,209 (2016: Rp 388,444; 2015: Rp 199,600)

Foreign currency – Third parties

International Finance Corporation

Borrowing obtained by Bank CIMB Niaga from International Finance Corporation (IFC) is a long term borrowing with plafond of USD 61 million. The borrowing was drawdown on 20 November 2012 and fully repaid on 31 March 2016.

**PT BANK CIMB NIAGA Tbk
DAN ENTITAS ANAK/AND SUBSIDIARY**

**CATATAN ATAS LAPORAN KEUANGAN KONSOLIDASIAN
31 DESEMBER 2017, 2016, DAN 2015
SERTA TAHUN-TAHUN YANG BERAKHIR
31 DESEMBER 2017, 2016, DAN 2015**
(Dinyatakan dalam jutaan Rupiah, kecuali dinyatakan lain)

30. PINJAMAN YANG DITERIMA (lanjutan)

Bank lain (lanjutan)

Mata uang asing – Pihak ketiga (lanjutan)

International Finance Cooperation (lanjutan)

Pinjaman ini bertujuan untuk kegiatan pembiayaan perumahan. Pinjaman ini mensyaratkan Bank CIMB Niaga untuk tidak melakukan penggabungan, reorganisasi, dan konsolidasi yang diekspektasi memiliki dampak negatif yang material serta untuk tidak menjual, transfer, menyewakan, atau membuang aset yang substansial. Bank CIMB Niaga telah memenuhi pembatasan-pembatasan yang diwajibkan dalam perjanjian pinjaman yang diterima.

Selama tahun 2016, Bank CIMB Niaga telah melakukan pembayaran kepada International Finance Corporation dengan nominal sebesar Rp 839.296 (2015: Rp 89.579).

Shizuoka Bank Ltd

Pinjaman yang diterima Bank CIMB Niaga dari Bank Shizuoka sebesar USD 14 juta, diterima pada 21 Februari 2014 dan telah jatuh tempo pada tanggal 22 Februari 2016. Tingkat suku bunga pada tahun 2016 adalah 1,13% (31 Desember 2015: 1,13%).

Pinjaman ini bertujuan untuk keperluan modal kerja umum Bank CIMB Niaga. Pada kontrak perjanjian pinjaman, tidak dituliskan adanya pembatasan-pembatasan antara Bank CIMB Niaga dan Shizuoka Bank.

Selama tahun 2016, Bank CIMB Niaga telah melakukan pembayaran kepada Shizuoka Bank Ltd dengan nominal sebesar Rp 192.990.

Lain-lain

Termasuk di dalam lain-lain adalah pinjaman yang diterima dari Bank of New York, NY; Citibank, NY; Wachovia Bank; dan Standard Chartered Bank.

**NOTES TO THE CONSOLIDATED FINANCIAL STATEMENTS
31 DECEMBER 2017, 2016, AND 2015
AND FOR THE YEARS ENDED
31 DECEMBER 2017, 2016, AND 2015**
(Expressed in millions of Rupiah, unless otherwise stated)

30. BORROWINGS (continued)

Other banks (continued)

Foreign currency – Third parties (continued)

International Finance Cooperation (continued)

The purpose of the loan is for mortgage financing. The borrowing requires Bank CIMB Niaga not to perform any merger, reorganisation, and consolidation which could reasonably be expected to have a material adverse effect or not to sell, transfer, lease, or dispose substantial asset. Bank CIMB Niaga has fulfilled the debt covenants requirement outlined in borrowing agreements.

During the year 2016, Bank CIMB Niaga has paid to International Finance Corporation amounting to Rp 839,296 (2015: Rp 89,579).

Shizuoka Bank Ltd

Borrowing obtained by Bank CIMB Niaga from Shizuoka Bank amounted to USD 14 million, was received on 21 February 2014 and has matured on 22 February 2016. The interest rate in 2016 was 1.13% (31 December 2015: 1.13%).

The purpose of the borrowing is for Bank CIMB Niaga general working capital. In the loan agreement, there is no written covenant between Bank CIMB Niaga and Shizuoka Bank.

During the year 2016, Bank CIMB Niaga has paid to Shizuoka Bank Ltd amounting to Rp 192,990.

Others

Others include short term borrowings from Bank of New York, NY; Citibank, NY; Wachovia Bank; and Standard Chartered Bank.

**PT BANK CIMB NIAGA Tbk
DAN ENTITAS ANAK/AND SUBSIDIARY**

**CATATAN ATAS LAPORAN KEUANGAN KONSOLIDASIAN
31 DESEMBER 2017, 2016, DAN 2015
SERTA TAHUN-TAHUN YANG BERAKHIR
31 DESEMBER 2017, 2016, DAN 2015**
(Dinyatakan dalam jutaan Rupiah, kecuali dinyatakan lain)

**NOTES TO THE CONSOLIDATED FINANCIAL STATEMENTS
31 DECEMBER 2017, 2016, AND 2015
AND FOR THE YEARS ENDED
31 DECEMBER 2017, 2016, AND 2015**
(Expressed in millions of Rupiah, unless otherwise stated)

31. PAJAK PENGHASILAN

31. INCOME TAX

a. Uang muka pajak

a. Prepaid taxes

	2017	2016	2015	
Bank CIMB Niaga				Bank CIMB Niaga
Pajak penghasilan badan				Corporate income tax
2007 - 2013	548,653	466,200	122,840	2007 - 2013
2014	119,747	119,747	82,661	2014
2015	197,899	210,671	210,671	2015
Pajak penghasilan -				Income taxes -
Pasal 4(2), 21, 23, dan 26				Article 4(2), 21, 23, and 26
2007 - 2015	220,202	107,268	25,784	2007 - 2015
Pajak Pertambahan Nilai, dan				Value Added Tax, and
2007 - 2015	475,147	455,200	445,203	2007 - 2015
Lain-lain	1,519	2,909	101,878	Others
	<u>1,563,167</u>	<u>1,361,995</u>	<u>989,037</u>	
Entitas Anak	251,047	277,932	189,521	Subsidiary
	<u><u>1,814,214</u></u>	<u><u>1,639,927</u></u>	<u><u>1,178,558</u></u>	

Pada tanggal 31 Desember 2015, termasuk di dalam lain-lain adalah pajak dibayar dimuka sejumlah Rp 95.645 terkait dengan rencana Bank untuk melakukan revaluasi aset tetap. Bank telah mendapat persetujuan Direktur Jenderal Pajak (DJP) untuk revaluasi aset tetap pada tanggal 30 Maret 2016.

On 31 December 2015, included in others is prepaid tax amounting to Rp 95,645 related with the Bank's plan to revalue the fixed assets. The Bank has received approval from Directorate General of Tax (DGT) to revalue its fixed assets on 30 March 2016.

b. Utang pajak

b. Taxes payable

	2017	2016	2015	
Bank CIMB Niaga				Bank CIMB Niaga
Pajak penghasilan badan				Corporate income tax
Pasal 25	60,089	-	-	Article 25
Pasal 29	155,377	100,681	-	Article 29
Pajak penghasilan				Income taxes
Pasal 4 (2)	73,865	93,210	84,240	Article 4 (2)
Pasal 21, 23, dan 26	82,098	88,241	57,119	Article 21, 23, and 26
Pajak Pertambahan Nilai	14,142	8,443	5,837	Value Added Tax
	<u>385,571</u>	<u>290,575</u>	<u>147,196</u>	
Entitas Anak	59,931	33,322	5,459	Subsidiary
	<u><u>445,502</u></u>	<u><u>323,897</u></u>	<u><u>152,655</u></u>	

c. Beban pajak penghasilan

b. Income tax expense

Rekonsiliasi antara laba sebelum pajak seperti yang disajikan sebagai laba/rugi dengan beban pajak penghasilan kini adalah:

The reconciliation between income before tax, as shown in profit/loss, with current year income tax expense are as follows:

	2017	2016	2015	
Bank CIMB Niaga				Bank CIMB Niaga
Pajak kini	(998,776)	(647,569)	(169,050)	Current tax
Pajak tangguhan	(118,422)	(55,887)	(3,420)	Deferred tax
	<u>(1,117,198)</u>	<u>(703,456)</u>	<u>(172,470)</u>	
Entitas Anak				Subsidiary
Pajak kini	(62,542)	(36,179)	5,701	Current tax
Pajak tangguhan	2,458	(29,356)	24,650	Deferred tax
	<u>(60,084)</u>	<u>(65,535)</u>	<u>30,351</u>	
Konsolidasian				Consolidated
Pajak kini	(1,061,318)	(683,748)	(163,349)	Current tax
Pajak tangguhan	(115,964)	(85,243)	21,230	Deferred tax
	<u>(1,177,282)</u>	<u>(768,991)</u>	<u>(142,119)</u>	

**PT BANK CIMB NIAGA Tbk
DAN ENTITAS ANAK/AND SUBSIDIARY**

**CATATAN ATAS LAPORAN KEUANGAN KONSOLIDASIAN
31 DESEMBER 2017, 2016, DAN 2015
SERTA TAHUN-TAHUN YANG BERAKHIR
31 DESEMBER 2017, 2016, DAN 2015**
(Dinyatakan dalam jutaan Rupiah, kecuali dinyatakan lain)

**NOTES TO THE CONSOLIDATED FINANCIAL STATEMENTS
31 DECEMBER 2017, 2016, AND 2015
AND FOR THE YEARS ENDED
31 DECEMBER 2017, 2016, AND 2015**
(Expressed in millions of Rupiah, unless otherwise stated)

31. PAJAK PENGHASILAN (lanjutan)

31. INCOME TAX (continued)

c. Beban pajak penghasilan (lanjutan)

c. Income tax expense (continued)

	<u>2017</u>	<u>2016</u>	<u>2015</u>	
Laba konsolidasian sebelum pajak	4,155,020	2,850,708	570,004	Consolidated income before tax
Laba sebelum pajak- Entitas Anak	(149,856)	(108,036)	(66,630)	Income before tax- Subsidiary
Laba sebelum pajak- Bank CIMB Niaga	4,005,164	2,742,672	503,374	Income before tax- Bank CIMB Niaga
Perbedaan temporer				Temporary differences
Perbedaan antara komersial dan fiskal pada:				Differences between commercial and fiscal amounts on:
Beban penyusutan aset tetap	(237,124)	(436,105)	(111,897)	Fixed asset depreciation
Kerugian/ (keuntungan) yang belum direalisasi atas perubahan nilai wajar efek untuk tujuan diperdagangkan	25,028	7,615	(21,765)	Unrealised losses/ (gains) from changes in fair value of trading securities
Beban cadangan kerugian penurunan nilai	109,010	800,067	9,839	Allowance for impairment losses
Cadangan tunjangan bonus, THR, dan tantiem	48,182	(186,893)	(2,189)	Accrued bonus, vacation pay, and tantiem
Lain-lain	(98,784)	(408,230)	112,329	Others
	<u>(153,688)</u>	<u>(223,546)</u>	<u>(13,683)</u>	
Perbedaan tetap				Permanent differences
Perbedaan antara komersial dan fiskal pada:				Differences between commercial and fiscal amounts on:
Beban lain yang tidak dapat diperhitungkan untuk tujuan perpajakan	143,506	74,732	199,048	Other non deductible expense
(Keuntungan)/kerugian penjualan aset tetap	(608)	585	302	(Gains)/losses on sale of fixed assets
Lain-lain	730	(4,168)	(12,841)	Others
	<u>143,628</u>	<u>71,149</u>	<u>186,509</u>	
Penghasilan kena pajak	3,995,104	2,590,275	676,200	Taxable income
Beban pajak penghasilan (kini)	998,776	647,569	169,050	Income tax expense (current)
Dikurangi:				Less:
Pajak dibayar dimuka	(843,399)	(546,888)	(379,721)	Prepaid tax
Utang pajak/ (uang muka) penghasilan badan (pasal 29) (lihat Catatan 31a dan 31b)	<u>155,377</u>	<u>100,681</u>	<u>(210,671)</u>	Payable of/ (prepaid) corporate income tax (article 29) (refer to Note 31a and 31b)

Penghasilan kena pajak hasil rekonsiliasi merupakan dasar dalam pengisian Surat Pemberitahuan Tahunan (SPT) PPh Badan Perseroan.

Taxable income results reconciliation are the basis in filing the Company's annual Tax Return (SPT) of Corporate Income Tax.

Dalam laporan keuangan konsolidasian ini, jumlah penghasilan kena pajak pada tanggal 31 Desember 2017 didasarkan atas perhitungan sementara, karena Bank belum menyampaikan Surat Pemberitahuan Tahunan pajak penghasilan badan.

In these consolidated financial statements, the amount of taxable income is based on preliminary calculations, as the Bank has not yet submitted its corporate income tax returns.

Perhitungan perpajakan untuk tahun yang berakhir pada tanggal 31 Desember 2016, dan 2015 sesuai dengan SPT Bank CIMB Niaga.

The calculation of income tax for the year ended 31 December 2016, and 2015 conforms with Bank CIMB Niaga's annual tax return.

**PT BANK CIMB NIAGA Tbk
DAN ENTITAS ANAK/AND SUBSIDIARY**

**CATATAN ATAS LAPORAN KEUANGAN KONSOLIDASIAN
31 DESEMBER 2017, 2016, DAN 2015
SERTA TAHUN-TAHUN YANG BERAKHIR
31 DESEMBER 2017, 2016, DAN 2015**
(Dinyatakan dalam jutaan Rupiah, kecuali dinyatakan lain)

**NOTES TO THE CONSOLIDATED FINANCIAL STATEMENTS
31 DECEMBER 2017, 2016, AND 2015
AND FOR THE YEARS ENDED
31 DECEMBER 2017, 2016, AND 2015**
(Expressed in millions of Rupiah, unless otherwise stated)

31. PAJAK PENGHASILAN (lanjutan)

31. INCOME TAX (continued)

c. Beban pajak penghasilan (lanjutan)

c. Income tax expense (continued)

	2017	2016	2015	
Laba konsolidasian sebelum pajak	4,155,020	2,850,708	570,004	Consolidated income before tax
Beban pajak penghasilan sesuai tarif pajak	1,038,755	712,677	142,501	Income tax expense at effective tax rates
Pengaruh pajak atas perbedaan tetap:				Tax effect of permanent differences:
Beban lain yang tidak dapat diperhitungkan untuk tujuan perpajakan	35,877	18,683	49,762	Other non deductible expense
Perbedaan tarif pajak atas laba penjualan aset tetap	(152)	146	76	Differences on tax rate from gain on sale of fixed assets
Lain-lain	102,802	37,485	(50,220)	Others
	<u>138,527</u>	<u>56,314</u>	<u>(382)</u>	
Jumlah beban pajak	<u>1,177,282</u>	<u>768,991</u>	<u>142,119</u>	Total tax expense

d. Aset pajak tangguhan – bersih

d. Deferred tax asset – net

	2017				
	1 Januari/ January	Dikreditkan/ (dibebankan) ke laba/rugi/ Credit/(charged) to profit/loss	Dibebankan ke pendapatan komprehensif lainnya/ Charged to other comprehensive income		31 Desember/ Desember
Aset/(liabilitas) pajak tangguhan:				Deferred tax assets/(liabilities):	
Beban penyusutan aset tetap	(198,667)	(59,281)	-	(257,948)	Fixed assets depreciation
Kerugian/(keuntungan) yang belum direalisasi atas perubahan nilai wajar efek-efek dan obligasi pemerintah - bersih	52,535	6,257	(64,271)	(5,479)	Unrealised losses/(gains) from changes in fair value of marketable securities and government bonds - net
Beban cadangan kerugian penurunan nilai	290,324	(52,747)	-	237,577	Impairment of losses
Cadangan tunjangan bonus, THR, tantiem, dan kerugian aktuarial atas program imbalan pasti	189,027	12,046	61,425	262,498	Accrued bonus, vacation pay, tantiem, and actuarial loss on post employment benefits obligation
Lain-lain	(36,720)	(22,239)	160	(58,799)	Others
Jumlah aset pajak tangguhan - bersih	<u>296,499</u>	<u>(115,964)</u>	<u>(2,686)</u>	<u>177,849</u>	Total deferred tax asset - net

**PT BANK CIMB NIAGA Tbk
DAN ENTITAS ANAK/AND SUBSIDIARY**

**CATATAN ATAS LAPORAN KEUANGAN KONSOLIDASIAN
31 DESEMBER 2017, 2016, DAN 2015
SERTA TAHUN-TAHUN YANG BERAKHIR
31 DESEMBER 2017, 2016, DAN 2015**
(Dinyatakan dalam jutaan Rupiah, kecuali dinyatakan lain)

**NOTES TO THE CONSOLIDATED FINANCIAL STATEMENTS
31 DECEMBER 2017, 2016, AND 2015
AND FOR THE YEARS ENDED
31 DECEMBER 2017, 2016, AND 2015**
(Expressed in millions of Rupiah, unless otherwise stated)

31. PAJAK PENGHASILAN (lanjutan)

31. INCOME TAX (continued)

d. Aset pajak tangguhan – bersih (lanjutan)

d. Deferred tax asset – net (continued)

	2016				
	1 Januari/ January	Dikreditkan/ (dibebankan) ke laba/rugi/ Credit/(charged) to profit/loss	(Dibebankan)/dikreditkan ke pendapatan komprehensif lainnya/ (Charged)/credit to other comprehensive income	31 Desember/ December	
Aset/(liabilitas) pajak tangguhan:					Deferred tax assets/(liabilities):
Beban penyusutan aset tetap	(89,641)	(109,026)	-	(198,667)	Fixed assets depreciation
Kerugian/(keuntungan) yang belum direalisasi atas perubahan nilai wajar efek-efek dan obligasi pemerintah - bersih	195,169	1,903	(144,537)	52,535	Unrealised losses/(gains) from changes in fair value of marketable securities and government bonds - net
Beban cadangan kerugian penurunan nilai	90,308	200,016	-	290,324	Impairment of losses
Cadangan tunjangan bonus, THR, tantiem, dan kerugian aktuarial atas program imbalan pasti	214,092	(46,723)	21,658	189,027	Accrued bonus, vacation pay, tantiem, and actuarial loss on post employment benefits obligation
Lain-lain	94,650	(131,413)	43	(36,720)	Others
Jumlah aset pajak tangguhan - bersih	<u>504,578</u>	<u>(85,243)</u>	<u>(122,836)</u>	<u>296,499</u>	Total deferred tax asset - net

	2015				
	1 Januari/ January	Dikreditkan/ (dibebankan) ke laba/rugi/ Credit/(charged) to profit/loss	Dikreditkan/(dibebankan) ke pendapatan komprehensif lainnya/ Credit/(charged) to other comprehensive income	31 Desember/ December	
Aset/(liabilitas) pajak tangguhan:					Deferred tax assets/(liabilities):
Beban penyusutan aset tetap	(61,667)	(27,974)	-	(89,641)	Fixed assets depreciation
Kerugian/(keuntungan) yang belum direalisasi atas perubahan nilai wajar efek-efek dan obligasi pemerintah - bersih	135,176	(5,441)	65,434	195,169	Unrealised losses/(gains) from changes in fair value of marketable securities and government bonds - net
Beban cadangan kerugian penurunan nilai	87,848	2,460	-	90,308	Impairment of losses
Cadangan tunjangan bonus, THR, tantiem, dan kerugian aktuarial atas program imbalan pasti	214,675	(547)	(36)	214,092	Accrued bonus, vacation pay, tantiem, and actuarial loss on post employment benefits obligation
Lain-lain	32,615	52,732	9,303	94,650	Others
Jumlah aset pajak tangguhan - bersih	<u>408,647</u>	<u>21,230</u>	<u>74,701</u>	<u>504,578</u>	Total deferred tax asset - net

e. Administrasi

e. Administration

Berdasarkan Undang-Undang Perpajakan yang berlaku di Indonesia, Perusahaan menghitung, menetapkan, dan membayar sendiri besarnya jumlah pajak yang terhutang. Direktur Jenderal Pajak (DJP) dapat menetapkan atau mengubah liabilitas pajak dalam batas waktu 5 (lima) tahun sejak saat terhutangnya pajak.

Under the Taxation Laws of Indonesia, the Company calculates, determines, submits tax returns on the basis of self assessment. The Director General of Tax (DGT) may assess or amend taxes within 5 (five) years since the tax becomes due.

**PT BANK CIMB NIAGA Tbk
DAN ENTITAS ANAK/AND SUBSIDIARY**

**CATATAN ATAS LAPORAN KEUANGAN KONSOLIDASIAN
31 DESEMBER 2017, 2016, DAN 2015
SERTA TAHUN-TAHUN YANG BERAKHIR
31 DESEMBER 2017, 2016, DAN 2015**
(Dinyatakan dalam jutaan Rupiah, kecuali dinyatakan lain)

**NOTES TO THE CONSOLIDATED FINANCIAL STATEMENTS
31 DECEMBER 2017, 2016, AND 2015
AND FOR THE YEARS ENDED
31 DECEMBER 2017, 2016, AND 2015**
(Expressed in millions of Rupiah, unless otherwise stated)

31. PAJAK PENGHASILAN (lanjutan)

31. INCOME TAX (continued)

f. Surat ketetapan pajak

f. Tax assessment letters

Tahun fiskal 2008 eks PT Bank Lippo Tbk

Fiscal year 2008 ex PT Bank Lippo Tbk

Pada tanggal 17 September 2010, sebagai kelanjutan dari audit pajak yang dilakukan oleh kantor pajak atas tahun fiskal 2008 terkait dengan eks PT Bank Lippo Tbk, Bank CIMB Niaga menerima Surat Ketetapan Pajak untuk tahun pajak 2008 yang menyatakan kurang bayar atas pajak penghasilan badan pasal 29, pajak penghasilan pasal 23, 4(2), 26, dan 21, dan pajak pertambahan nilai dengan jumlah Rp 537.348 (termasuk denda dan sanksi administrasi). Setelah melakukan evaluasi atas surat ketetapan pajak tersebut dan walaupun Bank CIMB Niaga tidak setuju terhadap sebagian temuan tersebut, Bank CIMB Niaga telah membayar seluruh pajak kurang bayar tersebut pada tanggal 14 Oktober 2010. Pada tanggal 10 Desember 2010, Bank CIMB Niaga telah mengajukan keberatan kepada kantor pajak dan atas keberatan tersebut dilakukan banding pada Pengadilan Pajak. Pajak kurang bayar sebesar Rp 537.348 tersebut dicatat sebesar Rp 479.411 pada akun uang muka pajak dan sebesar Rp 57.937 pada akun beban bukan operasional tahun 2010.

On 17 September 2010, as a result of tax audit conducted by the tax authority in respect of fiscal year 2008 related with ex PT Bank Lippo Tbk, Bank CIMB Niaga has received the tax assessment letter for the fiscal year 2008 which stated that there was an underpayment of corporate income tax article 29, income tax articles 23, 4(2), 26, and 21, and value added tax with total amounting to Rp 537,348 (include penalty and administrative charges). After evaluating the tax assessment letter, and even though Bank CIMB Niaga did not agree to some tax findings, Bank CIMB Niaga has already paid to the tax office full underpayment amount on 14 October 2010. On 10 December 2010, Bank CIMB Niaga has submitted the tax objection letter to the tax office and subsequently the objection has been submitted to Tax Court. The above underpayment of tax amounted to Rp 537,348 has been recorded as prepaid taxes and non-operating expenses amounted to Rp 479,411 and Rp 57,937, respectively in 2010.

Berikut ini ringkasan sengketa dan banding yang diajukan:

Below is the summary of the dispute and appeal:

Proses sengketa dan banding/ The process of the dispute and appeal

Tahun fiskal/ Fiscal year	Jenis pajak/ Tax type	Jumlah/ Amount	Status	Masih tercatat sebagai pajak dibayar dimuka/ Still recorded as prepaid taxes
2008 eks PT Bank Lippo Tbk/ 2008 ex PT Bank Lippo Tbk	Pajak penghasilan pasal 26/ Income tax article 26	2,600	Dimenangkan oleh Bank di Pengadilan Pajak dan pengembalian sebesar Rp 2.600 telah diterima. Direktorat Jenderal Pajak (DJP) telah mengajukan Memo Peninjauan Kembali (PK) ke tingkat Mahkamah Agung pada tanggal 5 Juni 2013/ Was won by the Bank at Tax Court and the refund amounting to Rp 2,600 has been received. Director General of Taxation (DGT) has submitted Memo of Reconsideration Review to Supreme Court on 5 June 2013	-
	Pajak pertambahan nilai (PPN)/ Value added tax (VAT)	10,830	Dimenangkan oleh Bank di Pengadilan Pajak dan pengembalian sebesar Rp 9.652 telah diterima. Direktorat Jenderal Pajak (DJP) telah mengajukan Memo Peninjauan Kembali (PK) ke tingkat Mahkamah Agung pada tanggal 23 Mei 2014/ Was won by the Bank at Tax Court and the refund amounting to Rp 9,652 has been received. Director General of Taxation (DGT) has submitted Memo of Reconsideration Review to Supreme Court on 23 May 2014.	-
	Pajak penghasilan pasal 23 dan 26/ Income tax articles 23 and 26	52,034	Dimenangkan oleh Bank di Mahkamah Agung dan pengembalian sebesar Rp 53,018 telah diterima/ Was won by the Bank at Supreme Court and the refund amounting to Rp 53,018 has been received	-
	Pajak penghasilan badan pasal 29, pajak penghasilan pasal 4(2) dan 21/ Corporate income tax article 29, income tax articles 4(2) and 21	34,949	Dimenangkan oleh Bank di Pengadilan Pajak dan pengembalian sebesar Rp 35,140 telah diterima. Direktorat Jenderal Pajak (DJP) telah mengajukan Memo Peninjauan Kembali (PK) ke tingkat Mahkamah Agung pada tanggal 25 Februari 2015/ Was won by the Bank at Tax Court and the refund amounting to Rp 35,140 has been received. Director General of Taxation (DGT) has submitted Memo of Reconsideration Review to Supreme Court on 25 February 2015	-
	Pajak pertambahan nilai (PPN)/ Value added tax (VAT)	378,998	Kalah di Pengadilan Pajak dan Bank telah mengajukan Memo Peninjauan Kembali (PK) ke tingkat Mahkamah Agung pada tanggal 22 Mei 2014/ Lost in Tax Court and the Bank has submitted Memo of Reconsideration Review to Supreme Court on 22 May 2014	378,998
		479,411		378,998

**PT BANK CIMB NIAGA Tbk
DAN ENTITAS ANAK/AND SUBSIDIARY**

**CATATAN ATAS LAPORAN KEUANGAN KONSOLIDASIAN
31 DESEMBER 2017, 2016, DAN 2015
SERTA TAHUN-TAHUN YANG BERAKHIR
31 DESEMBER 2017, 2016, DAN 2015**
(Dinyatakan dalam jutaan Rupiah, kecuali dinyatakan lain)

**NOTES TO THE CONSOLIDATED FINANCIAL STATEMENTS
31 DECEMBER 2017, 2016, AND 2015
AND FOR THE YEARS ENDED
31 DECEMBER 2017, 2016, AND 2015**
(Expressed in millions of Rupiah, unless otherwise stated)

31. PAJAK PENGHASILAN (lanjutan)

31. INCOME TAX (continued)

f. Surat ketetapan pajak (lanjutan)

f. Tax assessment letters (continued)

Tahun fiskal 2008 eks PT Bank Niaga Tbk

Fiscal year 2008 ex PT Bank Niaga Tbk

Pada tanggal 2 Desember 2011, sebagai kelanjutan dari audit pajak yang dilakukan oleh kantor pajak atas tahun fiskal 2008 terkait dengan eks PT Bank Niaga Tbk, Bank CIMB Niaga menerima Surat Ketetapan Pajak yang menyatakan kurang bayar atas Pajak Penghasilan Badan Pasal 29, Pajak Penghasilan Pasal 23, 4(2), 26, dan 21, dan Pajak Pertambahan Nilai dengan jumlah Rp 341.212 (termasuk denda dan sanksi administrasi). Setelah melakukan evaluasi atas surat ketetapan pajak tersebut dan walaupun Bank CIMB Niaga tidak setuju terhadap sebagian temuan tersebut, Bank CIMB Niaga telah membayar seluruh kurang bayar pajak tersebut pada tanggal 30 Desember 2011. Kurang bayar pajak sebesar Rp 341.212 tersebut dicatat masing-masing sebesar Rp 303.867 pada akun uang muka pajak, Rp 31.402 pada akun beban bukan operasional, dan Rp 5.943 pada akun beban pajak penghasilan tahun 2011.

On 2 December 2011, as a result of tax audit conducted by the tax authority in respect of fiscal year 2008 related with ex PT Bank Niaga Tbk, Bank CIMB Niaga has received the tax assessment letter which stated that there was an underpayment of corporate income tax article 29, income tax articles 23, 4(2), 26, and 21, and value added tax with total amounting to Rp 341,212 (include penalty and administrative charges). After evaluating the tax assessment letter, and even though Bank CIMB Niaga did not agree to some tax findings, Bank CIMB Niaga has already paid to the tax office full underpayment amount on 30 December 2011. The underpayment of tax amounted to Rp 341,212 has been recorded as prepaid taxes, non-operating expenses, and income tax expense in 2011 amounted to Rp 303,867, Rp 31,402, and Rp 5,943, respectively.

Berikut ini proses sengketa dan banding yang diajukan:

Below is the summary of the dispute and appeal:

Proses sengketa dan banding/ The process of the dispute and appeal

Tahun fiskal/ Fiscal year	Jenis pajak/ Tax type	Jumlah/ Amount	Status	Masih tercatat sebagai pajak dibayar dimuka/ Still recorded as prepaid taxes
2008 eks PT Bank Niaga Tbk/ 2008 ex PT Bank Niaga Tbk	Pajak penghasilan pasal 23, 4(2), dan 21/ Income tax articles 23, 4(2), and 21	13,185	Tidak diajukan banding dan telah dicatat pada akun beban bukan operasional tahun 2013/ Were not appealed and have been recorded as non-operational expense in 2013.	-
	Pajak penghasilan badan pasal 29/ Corporate income tax article 29	237,147	Diajukan banding sebesar Rp 204.761 sedangkan sisanya tidak diajukan banding sebesar Rp 32.386 telah dicatat sebagai beban pajak penghasilan dan beban bukan operasional tahun 2013 masing-masing sebesar Rp 21.883 dan Rp 10.503. Menang di Pengadilan Pajak dan pengembalian sebesar Rp 204.761 telah diterima oleh Bank pada tahun 2015. Direktorat Jenderal Pajak (DJP) telah mengajukan Memo Peninjauan Kembali (PK) ke tingkat Mahkamah Agung pada tanggal 25 Februari 2015/ Had been appealed amounting to Rp 204,761 while the remaining amount of Rp 32,386 have been recorded as income tax expense and non-operational expense in 2013 amounting to Rp 21,883 and Rp 10,503, respectively. Won at Tax Court and the refund amounting to Rp 204,761 has been received by Bank in 2015. Director General of Taxation (DGT) has submitted Memo of Reconsideration Review to Supreme Court on 25 February 2015.	-
	Pajak penghasilan pasal 26/ Income tax article 26	29,470	Kalah di Pengadilan Pajak dan Bank telah mengajukan Memo Peninjauan Kembali (PK) ke tingkat Mahkamah Agung pada tanggal 25 Februari 2015. Sampai dengan tanggal laporan ini pengembalian dari Direktorat Jenderal Pajak masih belum diterima/ Lost at Tax Court and the Bank has submitted Memo of Reconsideration Review to Supreme Court on 25 February 2015. Until the date of this report the refund has not been received.	29,470
	Pajak pertambahan nilai (PPN)/ Value added tax (VAT)	24,065	Dimenangkan oleh Bank di Pengadilan Pajak dan dan pengembalian sebesar Rp 5.416 telah diterima. Nilai yang tidak diajukan banding sebesar Rp 17.917 telah dicatat sebagai beban non-operasional pada tahun 2015. Direktorat Jenderal Pajak (DJP) telah mengajukan Memo Peninjauan Kembali (PK) ke tingkat Mahkamah Agung pada tanggal 25 Februari 2015. Sisa pengembalian yang belum diterima ini masih tercatat sebagai pajak dibayar dimuka pada tanggal 31 Desember 2016. Sampai dengan tanggal laporan ini pengembalian dari Direktorat Jenderal Pajak masih belum diterima/ Was won by the Bank at Tax Court and the refund amounting to Rp 5,416 has been received, while the remaining amount of Rp 17,917 has been recorded as non-operational expense in 2015. Director General of Taxation (DGT) has submitted Memo of Reconsideration Review to Supreme Court on 25 February 2015. The remaining unrecieved refund is still recorded as prepaid taxes as at 31 December 2016. Until the date of this report the refund has not been received.	812
		<u>303,867</u>		<u>30,282</u>

**PT BANK CIMB NIAGA Tbk
DAN ENTITAS ANAK/AND SUBSIDIARY**

**CATATAN ATAS LAPORAN KEUANGAN KONSOLIDASIAN
31 DESEMBER 2017, 2016, DAN 2015
SERTA TAHUN-TAHUN YANG BERAKHIR
31 DESEMBER 2017, 2016, DAN 2015**
(Dinyatakan dalam jutaan Rupiah, kecuali dinyatakan lain)

31. PAJAK PENGHASILAN (lanjutan)

f. Surat ketetapan pajak (lanjutan)

Tahun fiskal 2007 eks PT Bank Lippo Tbk

Pada tanggal 27 Desember 2013, sebagai kelanjutan dari audit pajak yang dilakukan oleh kantor pajak atas tahun fiskal 2007 terkait dengan eks PT Bank Lippo Tbk, Bank CIMB Niaga menerima Surat Ketetapan Pajak yang menyatakan kurang bayar atas Pajak Penghasilan Badan Pasal 29, Pajak Penghasilan Pasal 23, 26, 4(2), 21, dan Pajak Pertambahan Nilai dengan jumlah Rp 179.947 (termasuk denda dan sanksi administrasi). Pada tanggal 24 Januari 2014 Bank CIMB Niaga melakukan pembayaran SKPKB sebesar Rp 179.947 dan dicatat sebagai biaya Pajak perseroan sebesar Rp 141, biaya koreksi dan denda Pajak sebesar Rp 68, sedangkan sebesar Rp 179.738 dicatat sebagai Biaya Dibayar Dimuka Pajak Perseroan atas hasil pemeriksaan Pajak yang tidak disetujui oleh Bank CIMB Niaga. Bank mengajukan banding ke Pengadilan Pajak.

Pada tanggal 31 Januari 2017, Pengadilan Pajak telah memutuskan sengketa Pajak Penghasilan Pasal 21 yang dimenangkan seluruhnya oleh Bank CIMB Niaga, yaitu sebesar Rp 7.067. Pada tanggal 28 September 2017, Pengadilan Pajak telah memutuskan sengketa Pajak Penghasilan Pasal 23 yang dimenangkan oleh Bank CIMB Niaga yaitu sebesar Rp. 11.491 dan Pajak Penghasilan Pasal 4(2) yang dimenangkan sebagian oleh Bank CIMB Niaga yaitu sebesar Rp 6.312. Atas jumlah pajak yang dimenangkan tersebut, sampai dengan tanggal laporan ini pengembalian dari Direktorat Jenderal Pajak masih belum diterima.

Tahun fiskal 2011

Pada tanggal 30 November 2015, sebagai kelanjutan dari audit pajak yang dilakukan oleh kantor pajak atas tahun fiskal 2011 terkait dengan PT Bank CIMB Niaga Tbk, Bank menerima Surat Ketetapan Pajak yang menyatakan kurang bayar atas Pajak Penghasilan Badan Pasal 29, Pajak Penghasilan Pasal 23, 4(2), 21 dan 26, dan Pajak Pertambahan Nilai dengan jumlah Rp 444.109 (termasuk denda dan sanksi administrasi). Setelah melakukan evaluasi atas surat ketetapan pajak tersebut dan walaupun Bank CIMB Niaga tidak setuju terhadap sebagian temuan tersebut, Bank CIMB Niaga telah membayar seluruh kurang bayar pajak tersebut pada tanggal 29 Desember 2015 atas Pajak Penghasilan Badan Pasal 29 dan Pajak Pertambahan Nilai masing-masing sebesar Rp 165 dan Rp 6.874, pada tanggal 30 Desember 2015 atas Surat Tagihan Pajak terhadap Pajak Pertambahan Nilai sebesar Rp 2.229 dan pada tanggal 26 Februari 2016 terhadap sisa kekurangan kurang bayar yang harus dibayarkan sebesar Rp 434.805.

**NOTES TO THE CONSOLIDATED FINANCIAL STATEMENTS
31 DECEMBER 2017, 2016, AND 2015
AND FOR THE YEARS ENDED
31 DECEMBER 2017, 2016, AND 2015**
(Expressed in millions of Rupiah, unless otherwise stated)

31. INCOME TAX (continued)

f. Tax assessment letters (continued)

Fiscal year 2007 ex PT Bank Lippo Tbk

On 27 December 2013, as a result of tax audit conducted by the tax authority in respect of fiscal year 2007 related with ex PT Bank Lippo Tbk, Bank CIMB Niaga has received the tax assessment letter which stated that there was an underpayment of corporate income tax article 29, income tax articles 23, 26, 4(2), 21, and value added tax with total amount of Rp 179,947 (including penalty and administrative charges). Bank CIMB Niaga has paid the underpayment amounting to Rp 179,947 on 24 January 2014 and recorded Rp 141 as income tax expense, Rp 68 as tax penalty, and prepaid taxes amounting to Rp 179,738 on which the tax finding result is not agreed by Bank CIMB Niaga. The Bank has appealed To Tax Court.

On 31 January 2017, Tax Court has decided the dispute of income tax article 21 was entirely won by the Bank amounting Rp 7,067. On 28 September 2017, Tax Court has decided the dispute of income tax article 23 was entirely won by the Bank amounting Rp 11,491 and the dispute of income tax article 4(2) was partially won by the Bank amounting Rp 6,312. Until the date of this report the refund has not been received.

Fiscal year 2011

On 30 November 2015, as a result of tax audit conducted by the tax authority in respect of fiscal year 2011 related with PT Bank CIMB Niaga Tbk, Bank has received the tax assessment letter which stated that there was an underpayment of corporate income tax article 29, income tax articles 23, 4(2), 21 and 26, and value added tax with total amounting to Rp 444,109 (include penalty and administrative charges). After evaluating the tax assessment letter, and even though Bank CIMB Niaga did not agree to some tax findings, Bank CIMB Niaga has already paid to the tax office full underpayment amount on 29 December 2015 of corporate income tax article 29 and value added tax amounted to Rp 165 and Rp 6,874, respectively, on 30 December 2015 of Tax Billing of value added tax amounted to Rp 2,229 and on 26 February 2016 for the remaining underpayment amounted to Rp 434,805.

**PT BANK CIMB NIAGA Tbk
DAN ENTITAS ANAK/AND SUBSIDIARY**

**CATATAN ATAS LAPORAN KEUANGAN KONSOLIDASIAN
31 DESEMBER 2017, 2016, DAN 2015
SERTA TAHUN-TAHUN YANG BERAKHIR
31 DESEMBER 2017, 2016, DAN 2015**
(Dinyatakan dalam jutaan Rupiah, kecuali dinyatakan lain)

31. PAJAK PENGHASILAN (lanjutan)

f. Surat ketetapan pajak (lanjutan)

Tahun fiskal 2011 (lanjutan)

Kurang bayar pajak sebesar Rp 444.109 tersebut dicatat masing-masing sebesar Rp 437.070 pada akun uang muka pajak dan Rp 7.039 pada akun beban bukan operasional tahun 2015. Bank telah mengajukan keberatan ke Direktorat Jenderal Pajak (DJP) pada tanggal 29 Februari 2016.

Pada tanggal 7 Desember 2016, DJP telah mengeluarkan Keputusan Keberatan atas PPh pasal 26 dimana DJP menolak seluruhnya atas keberatan yang diajukan oleh Bank, dan Bank telah mengajukan banding atas hasil keputusan keberatan PPh pasal 26 tersebut kepada Pengadilan Pajak pada tanggal 3 Maret 2017.

Pada tanggal 23 Januari 2017, DJP mengeluarkan keputusan keberatan atas PPh pasal 4(2) yang menerima sebagian keberatan yang diajukan oleh Bank yaitu sebesar Rp 32.369. Pada tanggal 20 Februari 2017, DJP telah mengeluarkan Keputusan Keberatan atas PPh Badan pasal 29, PPh pasal 21 dan PPN, dimana atas PPh Badan pasal 29 DJP menerima sebagian keberatan yang diajukan oleh Bank yaitu sebesar Rp 74.975, sedangkan atas PPh pasal 21 dan PPN DJP menolak seluruh keberatan yang diajukan oleh Bank. Bank telah menerima pengembalian dana atas keputusan tersebut.

Pada tanggal 18 Mei 2017, Bank CIMB Niaga telah mengajukan banding kepada Pengadilan Pajak atas keputusan keberatan PPN dan PPh Badan Pasal 29.

Sampai dengan tanggal laporan ini, sidang banding masih berlangsung dan belum ada Putusan dari Pengadilan Pajak.

Tahun fiskal 2013

Pada tanggal 28 Juli 2017, Direktorat Jenderal Pajak (DJP) telah mengeluarkan Surat Pemberitahuan Pemeriksaan Lapangan dengan Nomor: Pemb-00145/WPJ.19/KP.0105/RIK.SIS/2017, dengan tujuan pemeriksaan untuk menguji kepatuhan pemenuhan kewajiban perpajakan. Pemeriksaan dilakukan terhadap semua jenis Pajak Penghasilan dan Pajak Pertambahan Nilai (PPN).

**NOTES TO THE CONSOLIDATED FINANCIAL STATEMENTS
31 DECEMBER 2017, 2016, AND 2015
AND FOR THE YEARS ENDED
31 DECEMBER 2017, 2016, AND 2015**
(Expressed in millions of Rupiah, unless otherwise stated)

31. INCOME TAX (continued)

f. Tax assessment letters (continued)

Fiscal year 2011 (continued)

The underpayment of tax amounted to Rp 444,109 has been recorded as prepaid taxes and non-operating expenses amounting to Rp 437,070 and Rp 7,039, respectively in 2015. The Bank has submitted the appeal to Director General of Taxation (DGT) on 29 February 2016.

On 7 December 2016, decision letter from DGT has been received and rejected all the objection of income tax article 26 by the Bank and on 3 March 2017 Bank had been appealed to the Tax Court for all rejected of tax article 26.

On 23 January 2017, DGT has granted part the objection of the income tax article 4(2) amounting to Rp 32,369. On 20 February 2017, decision letters from DGT has been received for the Corporate Income Tax article 29, income tax article 21 and Value Added Tax, whereas for the Corporate Income Tax article 29 DGT has granted part of the objection amounting to Rp 74,975, whilst the objection of income tax article 21 and value added tax have been rejected all by DGT. The Bank has received the refund from the grants.

On 18 May 2017, CIMB Niaga has been appealed to the Tax Court for all rejected objection of Value Added Tax and income tax article 29.

Until the date of this report, the tax appeal hearing is still ongoing and there is no decision yet.

Fiscal year 2013

On 28 July 2017, Director General of Taxation (DGT) has issued notification of Tax Field Examination No. Pemb-00145/WPJ.19/KP.0105/RIK.SIS/2017, with the main purpose of this examination is to comply with the tax regulations. The examinations apply to all types of income taxes and value added tax (VAT).

**PT BANK CIMB NIAGA Tbk
DAN ENTITAS ANAK/AND SUBSIDIARY**

**CATATAN ATAS LAPORAN KEUANGAN KONSOLIDASIAN
31 DESEMBER 2017, 2016, DAN 2015
SERTA TAHUN-TAHUN YANG BERAKHIR
31 DESEMBER 2017, 2016, DAN 2015**
(Dinyatakan dalam jutaan Rupiah, kecuali dinyatakan lain)

**NOTES TO THE CONSOLIDATED FINANCIAL STATEMENTS
31 DECEMBER 2017, 2016, AND 2015
AND FOR THE YEARS ENDED
31 DECEMBER 2017, 2016, AND 2015**
(Expressed in millions of Rupiah, unless otherwise stated)

31. PAJAK PENGHASILAN (lanjutan)

f. Surat ketetapan pajak (lanjutan)

Tahun fiskal 2013 (lanjutan)

Pada tanggal 18 Desember 2017, Direktorat Jenderal Pajak telah mengeluarkan Surat Ketetapan Pajak Kurang Bayar atas Pajak Penghasilan Badan, PPh pasal 21, PPh pasal 23, PPh pasal 4(2) dan PPN tahun 2013 dengan total jumlah kurang bayar sebesar Rp 311.396, dan Surat Ketetapan Pajak Lebih Bayar atas PPh pasal 26 sebesar Rp 34.526. Pada tanggal 27 Desember 2017, Bank CIMB Niaga telah melakukan pembayaran kurang bayar pajak bersih sebesar Rp 276.870 yang dicatat pada akun uang muka pajak. Bank CIMB Niaga telah mengajukan keberatan atas Surat Ketetapan Pajak tersebut sebelum tanggal jatuh tempo yaitu tanggal 17 Maret 2018.

Tahun fiskal 2014

Pada tanggal 28 April 2016, Direktorat Jenderal Pajak (DJP) telah menerbitkan Surat Ketetapan Pajak berdasarkan pemeriksaan atas lebih bayar Pajak Penghasilan Badan Pasal 29 untuk tahun fiskal 2014. Surat Ketetapan Pajak tersebut menyatakan kurang bayar atas Pajak Penghasilan Badan Pasal 29 PT Bank CIMB Niaga Tbk untuk tahun fiskal 2014 sebesar Rp 209.732, dimana jumlah tersebut telah dikurangi dengan kelebihan pembayaran Pajak Penghasilan Badan Pasal 29 untuk tahun fiskal 2014 sebesar Rp 82.661. Bank CIMB Niaga telah melakukan evaluasi atas surat ketetapan pajak tersebut dan berpendapat bahwa Bank CIMB Niaga tidak setuju atas seluruh temuan tersebut. Atas dasar ini juga, Bank memutuskan untuk hanya membayar sebagian kurang bayar pajak tersebut sebesar Rp 37.086 pada tanggal 21 Juli 2016. Bank telah mengajukan keberatan ke Direktorat Jenderal Pajak (DJP) pada tanggal 21 Juli 2016.

Pada tanggal 17 Juli 2017, Direktorat Jenderal Pajak (DJP) telah mengeluarkan keputusan yang menolak seluruh keberatan yang diajukan oleh Bank CIMB Niaga.

Pada tanggal 12 Oktober 2017 Bank telah mengajukan Banding atas keputusan keberatan tersebut kepada Pengadilan Pajak.

31. INCOME TAX (continued)

f. Tax assessment letters (continued)

Fiscal year 2013 (continued)

On 18 December 2017, Director General of Taxation has issued tax assessment letters on Corporate Income Tax, income tax article 21, 23, 4(2), and Value Added Tax for the year 2013 with total underpayment tax amounting to Rp 311,396, and has issued tax assessment letters on income tax article 26 with total overpayment tax amounting to Rp 34,526. On 27 December 2017, CIMB Niaga has paid the remaining underpayment amounted Rp 276,870 which has been recorded as prepaid taxes. Bank CIMB Niaga had submit the objection letters for all tax assessments before the due date on 17 March 2018.

Fiscal year 2014

On 28 April 2016, Director General of Taxation (DGT) has issued tax assessment letter based on assessment of tax overpayment corporate income tax article 29 for fiscal year 2014. The tax assessment letter stated that there was an underpayment of corporate income tax article 29 of PT Bank CIMB Niaga Tbk for fiscal year 2014 amounted to Rp 209,732, which the amount has been netted off with the tax overpayment corporate income tax article 29 for fiscal year 2014 amounted to Rp 82,661. Bank CIMB Niaga has evaluated the tax assessment letter and Bank CIMB Niaga does not agree on all the findings. Subsequently on 21 July 2016, the Bank decided only to pay to the tax office some of the underpayment amounted to Rp 37,086. The Bank has submitted the appeal to Director General of Taxation (DGT) on 21 July 2016.

On 17 July 2017, Directorate General Taxation (DJP) has rejected all the objection.

On 12 October 2017 Bank CIMB Niaga has submitted the appeal to the Tax Court.

**PT BANK CIMB NIAGA Tbk
DAN ENTITAS ANAK/AND SUBSIDIARY**

**CATATAN ATAS LAPORAN KEUANGAN KONSOLIDASIAN
31 DESEMBER 2017, 2016, DAN 2015
SERTA TAHUN-TAHUN YANG BERAKHIR
31 DESEMBER 2017, 2016, DAN 2015**
(Dinyatakan dalam jutaan Rupiah, kecuali dinyatakan lain)

**NOTES TO THE CONSOLIDATED FINANCIAL STATEMENTS
31 DECEMBER 2017, 2016, AND 2015
AND FOR THE YEARS ENDED
31 DECEMBER 2017, 2016, AND 2015**
(Expressed in millions of Rupiah, unless otherwise stated)

31. PAJAK PENGHASILAN (lanjutan)

31. INCOME TAX (continued)

f. Surat ketetapan pajak (lanjutan)

f. Tax assessment letters (continued)

Tahun fiskal 2015

Fiscal year 2015

Pada tanggal 12 Agustus 2016, Direktorat Jenderal Pajak (DJP) telah mengeluarkan Surat Pemberitahuan Pemeriksaan Lapangan dengan Nomor: Pemb-00313/WPJ.19/KP.0105/RIK.SIS/2016, dengan tujuan pemeriksaan untuk menguji kepatuhan pemenuhan kewajiban perpajakan. Pemeriksaan dilakukan terhadap semua jenis Pajak Penghasilan dan Pajak Pertambahan Nilai (PPN).

On 12 August 2016, Director General of Taxation (DGT) has issued notification of Tax Field Examination No. Pemb-00313/WPJ.19/KP.0105/RIK.SIS/2016, with the main purpose of this examination is to comply with the tax regulations. The examinations apply to all types of income taxes and value added tax (VAT).

Pada tanggal 18 April 2017, Direktorat Jenderal Pajak telah mengeluarkan Surat Ketetapan Pajak atas Pajak Penghasilan Badan tahun 2015 dengan hasil lebih bayar sebesar Rp 12.772, yang sebelumnya Bank telah melaporkan lebih bayar sebesar Rp 210.671 untuk pajak penghasilan tahun 2015. Pada tanggal 28 April 2017 telah dikeluarkan Surat Ketetapan Pajak atas PPh pasal 21, PPh pasal 23, PPh pasal 4(2), PPh pasal 26 dan PPN, dengan total jumlah kurang bayar pajak sebesar Rp 47.879. Pada tanggal 23 Mei 2017, Bank CIMB Niaga telah melakukan pembayaran kurang bayar pajak bersih sebesar Rp 35.107 yang dicatat pada akun uang muka pajak.

On 18 April 2017, Director General of Taxation has issued tax assessment letters on Corporate Income Tax 2015 with total overpayment tax amounting Rp 12,772, which previously Bank has reported over payment amounted to Rp 210,671 for corporate income tax 2015. On 28 April 2017, DGT has issued tax assessment letters on income tax article 21, 23, 4(2), 26 and Value Added Tax, with total underpayment tax amounting Rp 47,879. On 23 May 2017, Bank CIMB Niaga has paid the remaining underpayment amounted Rp 35,107 which has been recorded as prepaid taxes.

Pada tanggal 11 Juli 2017, Bank CIMB Niaga mengajukan keberatan atas hasil pemeriksaan Pajak Penghasilan Badan kepada Direktur Jenderal Pajak dan pada tanggal 25 Juli 2017 Bank CIMB Niaga mengajukan keberatan kepada Direktur Jenderal Pajak atas Pajak Penghasilan Pasal 4(2) masa Desember 2015 dan Pajak Pertambahan Nilai masa Maret, September, November, dan Desember 2015 dan hingga tanggal laporan ini belum diketahui hasilnya.

On 11 July 2017, Bank CIMB Niaga has appealed objection of Corporate Income Tax result to Director General of Taxation and on 25 July 2017 Bank CIMB Niaga has appealed objection to Director General of Taxation on income tax article 4(2) period March, September, November, and December 2015 and until the date of this report there is no decision yet.

**PT BANK CIMB NIAGA Tbk
DAN ENTITAS ANAK/AND SUBSIDIARY**

**CATATAN ATAS LAPORAN KEUANGAN KONSOLIDASIAN
31 DESEMBER 2017, 2016, DAN 2015
SERTA TAHUN-TAHUN YANG BERAKHIR
31 DESEMBER 2017, 2016, DAN 2015**
(Dinyatakan dalam jutaan Rupiah, kecuali dinyatakan lain)

**NOTES TO THE CONSOLIDATED FINANCIAL STATEMENTS
31 DECEMBER 2017, 2016, AND 2015
AND FOR THE YEARS ENDED
31 DECEMBER 2017, 2016, AND 2015**
(Expressed in millions of Rupiah, unless otherwise stated)

31. PAJAK PENGHASILAN (lanjutan)

f. Surat ketetapan pajak (lanjutan)

Entitas Anak – CNAF

Tahun fiskal 2011 dan 2012

Pada tanggal 19 Desember 2014, telah dikeluarkan Surat Ketetapan Pajak Kurang Bayar (SKPKB) atas hasil pemeriksaan pajak tahun pajak 2011 dan 2012 PT CIMB Niaga Auto Finance (CNAF) dengan total pajak yang masih harus dibayar sebesar Rp 174.017, dan pada tanggal 16 Januari 2015, CNAF telah melakukan seluruh pembayaran. Atas SKPKB tersebut, pada tanggal 18 Maret 2015, CNAF telah mengajukan keberatan ke DJP sebesar Rp 170.994 atas sebagian surat ketetapan pajak atas SKPKB PPh Badan dan PPN. Kurang bayar pajak sebesar Rp 174.017 tersebut dicatat masing-masing sebesar Rp 170.994 pada akun uang muka pajak dan Rp 2.000 pada akun beban pajak penghasilan serta Rp 1.022 pada akun beban lain-lain di tahun 2014.

Pada tanggal 28 Desember 2015, 1 Februari 2016 dan 14 Maret 2016, CNAF telah menerima surat keputusan atas keberatan pajak 2011 dan 2012 yang menyatakan bahwa keberatan pajak tidak dikabulkan. Atas keputusan ini, CNAF telah mengajukan banding pajak ke Pengadilan Pajak pada tanggal 24 Maret 2016, 29 April 2016 dan 9 Juni 2016.

Pada tanggal 7 November 2017 Pengadilan Pajak telah mengeluarkan keputusan sengketa PPN tahun 2011-2012 dimana Pengadilan Pajak menolak seluruhnya atas permohonan banding yang diajukan oleh CNAF. CNAF telah mengajukan Memo Peninjauan Kembali (PK) ke tingkat Mahkamah Agung pada tanggal 7 Februari 2018. Untuk sengketa PPh Badan, sampai dengan tanggal laporan keuangan konsolidasian ini, hasil banding pajak tersebut belum diketahui.

31. INCOME TAX (continued)

f. Tax assessment letters (continued)

Subsidiary - CNAF

Fiscal Year 2011 and 2012

On 19 December 2014, tax assessment letters (SKPKB) for fiscal years 2011 and 2012 on PT CIMB Niaga Auto Finance (CNAF) have been issued with total taxes amounting Rp 174,017, and on 16 January 2015, CNAF paid all of this amounts. On these tax assessments, on 18 March 2015, CNAF has appealed to the DGT amounting to Rp 170,994 related to with some of the tax assessment letter for SKPKB on Corporate Income Tax and VAT. The underpayment of tax amounted to Rp 174,017 has been recorded as prepaid taxes, income tax expense and other expenses in 2014 amounted to Rp 170,994, Rp 2,000 and Rp 1,022, respectively.

On 28 December 2015, 1 February 2016 and 14 March 2016, CNAF has received the decision letter on the tax objection for fiscal year 2011 and 2012, that stated the tax objection was rejected. Regarding this decision, CNAF has submitted the tax appeal to Tax Court on 24 March 2016, 29 April 2016 and 9 June 2016.

On 7 November 2017 decision letter from Tax Court regarding dispute of Value Added Tax year 2011-2012 has been received and Tax Court rejected all the objection. CNAF has submitted Memo of Reconsideration Review to Supreme Court on 7 February 2018. For dispute of Corporate Income Tax until the date of this report, the examination is still ongoing and there is no decision yet.

**PT BANK CIMB NIAGA Tbk
DAN ENTITAS ANAK/AND SUBSIDIARY**

**CATATAN ATAS LAPORAN KEUANGAN KONSOLIDASIAN
31 DESEMBER 2017, 2016, DAN 2015
SERTA TAHUN-TAHUN YANG BERAKHIR
31 DESEMBER 2017, 2016, DAN 2015**
(Dinyatakan dalam jutaan Rupiah, kecuali dinyatakan lain)

**NOTES TO THE CONSOLIDATED FINANCIAL STATEMENTS
31 DECEMBER 2017, 2016, AND 2015
AND FOR THE YEARS ENDED
31 DECEMBER 2017, 2016, AND 2015**
(Expressed in millions of Rupiah, unless otherwise stated)

**32. BEBAN YANG MASIH HARUS DIBAYAR DAN
LIABILITAS LAIN-LAIN**

32. ACCRUALS AND OTHER LIABILITIES

a. Beban yang masih harus dibayar

a. Accruals

	2017	2016	2015	
Beban yang masih harus dibayar	1,661,188	1,244,722	1,086,639	Accrued expenses
Bunga yang masih harus dibayar	566,957	636,740	726,015	Accrued interest
	2,228,145	1,881,462	1,812,654	

Beban yang masih harus dibayar terutama terdiri dari beban pihak ketiga, komisi diterima dimuka, dan bunga deposito yang akan dibayar.

Accrued expenses mainly consist of expenses from third party, unearned commission, and deposit accrued interest.

Termasuk ke dalam bunga yang masih harus dibayar pada tanggal 31 Desember 2017 adalah hutang bunga pinjaman subordinasi sebesar Rp 3.858 (2016 dan 2015: Rp 39.811) dan hutang bunga pinjaman efek-efek yang diterbitkan sebesar Rp 56.308 (2016: Rp 39.517; 2015: Rp 32.929). Informasi mengenai pinjaman subordinasi dan efek-efek yang diterbitkan diungkapkan pada Catatan 33 dan 29.

As at 31 December 2017, accrued interest also consist of accrued interest for subordinated loans amounting to Rp 3,858 (2016 and 2015: Rp 39,811) and accrued interest for marketable securities issued amounting to Rp 56,308 (2016: Rp 39,517; 2015: Rp 32,929). Information in respect to subordinated loans and marketable securities issued are disclosed in Note 33 and 29.

b. Liabilitas lain-lain

b. Other liabilities

	2017	2016	2015	
Komisi diterima dimuka	398,384	419,709	343,787	Unearned commission
Setoran jaminan	172,033	167,460	178,073	Security deposits
Lain-lain	188,104	205,109	376,288	Others
	758,521	792,278	898,148	

Di dalam lain-lain terdapat tagihan atas pembelian obligasi pemerintah pada tanggal 31 Desember 2017 sebesar Rp 27 (2016: Rp 7.946; 2015: nihil).

In others there is payable on purchase of government bonds as at 31 December 2017 amounting to Rp 27 (2016: Rp 7,946; 2015; nil).

33. PINJAMAN SUBORDINASI

33. SUBORDINATED LOANS

	2017	2016	2015	
Obligasi subordinasi				Subordinated bonds
Rupiah				Rupiah
Nilai nominal	1,600,000	2,980,000	2,980,000	Par value
Dikurangi:				Less:
Biaya emisi yang belum diamortisasi	(3,228)	(4,955)	(7,248)	Unamortised issuance cost
Penyesuaian nilai wajar	-	4,521	(2,978)	Fair value changes
Nilai tercatat	1,596,772	2,979,566	2,969,774	Carrying value

Informasi mengenai tingkat suku bunga dan jatuh tempo diungkapkan pada Catatan 54 dan 56.

Information in respect to interest rates and maturities is disclosed in Notes 54 and 56.

**PT BANK CIMB NIAGA Tbk
DAN ENTITAS ANAK/AND SUBSIDIARY**

**CATATAN ATAS LAPORAN KEUANGAN KONSOLIDASIAN
31 DESEMBER 2017, 2016, DAN 2015
SERTA TAHUN-TAHUN YANG BERAKHIR
31 DESEMBER 2017, 2016, DAN 2015**
(Dinyatakan dalam jutaan Rupiah, kecuali dinyatakan lain)

**NOTES TO THE CONSOLIDATED FINANCIAL STATEMENTS
31 DECEMBER 2017, 2016, AND 2015
AND FOR THE YEARS ENDED
31 DECEMBER 2017, 2016, AND 2015**
(Expressed in millions of Rupiah, unless otherwise stated)

33. PINJAMAN SUBORDINASI (lanjutan)

Berikut adalah rincian obligasi subordinasi pada tanggal 31 Desember 2017, 2016, dan 2015.

	2017	2016	2015
Obligasi Subordinasi I Tahun 2010/ <i>Subordinated Bonds I Year 2010</i>	-	1,380,000	1,380,000
Obligasi Subordinasi II Tahun 2010/ <i>Subordinated Bonds II Year 2010</i>	1,600,000	1,600,000	1,600,000
	1,600,000	2,980,000	2,980,000
Penyesuaian nilai wajar/ <i>Fair value changes</i>	-	4,521	(2,978)
Biaya emisi yang belum diamortisasi/ <i>Unamortised issuance cost</i>	(3,228)	(4,955)	(7,248)
Nilai tercatat/ <i>Carrying value</i>	1,596,772	2,979,566	2,969,774

Pada tanggal 8 Juli 2010, Bank CIMB Niaga menerbitkan Obligasi Subordinasi I Tahun 2010 dengan Tingkat Suku Bunga Tetap sebesar Rp 1.380.000. Pada tanggal 9 Juli 2010, obligasi tersebut telah dicatat pada Bursa Efek Indonesia. Penerbitan Obligasi Subordinasi ini telah disetujui oleh BI melalui Surat No. 12/121/DPB3/TPB3-3/Rahasia pada tanggal 8 Juli 2010 dan mendapatkan pernyataan efektif dari Bapepam-LK melalui Surat No. S-5902/BL/2010 tanggal 29 Juni 2010. Obligasi ini telah jatuh tempo dan telah dilunasi pada tanggal 8 Juli 2017.

Pada tanggal 23 Desember 2010, Bank CIMB Niaga menerbitkan Obligasi Subordinasi II Tahun 2010 sebesar Rp 1.600.000. Penerbitan obligasi ini telah disetujui oleh BI melalui Surat No. 12/196/DPB3/TPB-3/Rahasia tanggal 29 Desember 2010 dan mendapatkan pernyataan efektif dari Ketua Bapepam-LK melalui Surat No. S-11156/BL/2010 tanggal 15 Desember 2010.

Bank CIMB Niaga telah melakukan pembayaran bunga secara tepat waktu dan sesuai dengan jumlah yang diperjanjikan.

33. SUBORDINATED LOANS (continued)

Below is the detail of subordinated bonds as at 31 December 2017, 2016, and 2015.

	Tercatat/ <i>Listed</i>	Tanggal jatuh tempo/ <i>Due date</i>	Opsi Pelunasan/ <i>Call option</i>	Tingkat bunga/ <i>Interest rate</i>
Obligasi Subordinasi I Tahun 2010/ <i>Subordinated Bonds I Year 2010</i>	Bursa Efek Indonesia/ <i>Indonesia Stock Exchange</i>	8 Juli/July 2017	N/A	11.30% per tahun/ <i>per annum</i>
Obligasi Subordinasi II Tahun 2010/ <i>Subordinated Bonds II Year 2010</i>	Bursa Efek Indonesia/ <i>Indonesia Stock Exchange</i>	23 Desember/ December 2020	N/A	10.85% per tahun/ <i>per annum</i>

On 8 July 2010, Bank CIMB Niaga issued Subordinated Bonds I Year 2010 with Fixed Interest Rate amounted to Rp 1,380,000. On 9 July 2010, these bonds were listed in Indonesia Stock Exchange. This issuance has been approved by BI through its Letter No. 12/121/DPB3/TPB3-3/Rahasia dated 8 July 2010 and has obtained notice of effectivity from Bapepam-LK through its Letter No. S-5902/BL/2010 dated 29 June 2010. These bonds have been mature and paid off on 8 July 2017.

On 23 December 2010, Bank CIMB Niaga issued Subordinated Bonds II Year 2010 amounted to Rp 1,600,000. This issuance has been approved by BI through its Letter No. 12/196/DPB3/TPB-3/Rahasia dated 29 December 2010 and has obtained notice of effectivity from Chairman of Bapepam-LK through its Letter No. S-11156/BL/2010 dated 15 December 2010.

Bank CIMB Niaga has paid interest on schedule and in accordance with the amount agreed.

**PT BANK CIMB NIAGA Tbk
DAN ENTITAS ANAK/AND SUBSIDIARY**

**CATATAN ATAS LAPORAN KEUANGAN KONSOLIDASIAN
31 DESEMBER 2017, 2016, DAN 2015
SERTA TAHUN-TAHUN YANG BERAKHIR
31 DESEMBER 2017, 2016, DAN 2015**
(Dinyatakan dalam jutaan Rupiah, kecuali dinyatakan lain)

**NOTES TO THE CONSOLIDATED FINANCIAL STATEMENTS
31 DECEMBER 2017, 2016, AND 2015
AND FOR THE YEARS ENDED
31 DECEMBER 2017, 2016, AND 2015**
(Expressed in millions of Rupiah, unless otherwise stated)

33. PINJAMAN SUBORDINASI (lanjutan)

Sehubungan dengan penerbitan obligasi tersebut, Bank CIMB Niaga memperoleh peringkat "AA (idn)" dari PT Fitch Indonesia.

Transaksi lindung nilai

Pada tanggal 3 September 2010, Bank CIMB Niaga melakukan lindung nilai atas nilai wajar pada sebagian Obligasi Subordinasi I Tahun 2010 sebesar Rp 500.000 dengan kontrak *swap* suku bunga, dengan nilai nosional sebesar Rp 500.000. Transaksi ini telah diselesaikan pada tanggal 8 Juli 2017 (lihat Catatan 11).

Pada tanggal 10 Desember 2010, Bank CIMB Niaga melakukan lindung nilai atas nilai wajar sebagian Obligasi Subordinasi I Tahun 2010 sebesar Rp 250.000 dengan kontrak *swap* suku bunga, dengan nilai nosional sebesar Rp 250.000. Transaksi ini telah diselesaikan pada tanggal 8 Juli 2017 (lihat Catatan 11).

Pada tanggal 31 Desember 2017, 2016, dan 2015, Bank CIMB Niaga telah melakukan evaluasi terhadap lindung nilai tersebut dengan menggunakan metode regresi dan hasilnya efektif.

Hasil net dari keuntungan instrumen lindung nilai dan kerugian *hedge item* yang dilindungi nilainya (pinjaman subordinasi) disajikan pada tabel berikut ini:

	2017	2016	2015	
Keuntungan instrumen lindung nilai	247	12,684	4,683	Gains on hedging instrument
(Kerugian)/keuntungan <i>hedged item</i> yang berhubungan dengan risiko yang dilindung nilai	-	(7,499)	2,632	(Losses)/gains on hedged item attributable to hedged risk
Keuntungan bersih dari transaksi lindung nilai	<u>247</u>	<u>5,185</u>	<u>7,315</u>	Net gains from hedging transaction

Perhitungan Kewajiban Penyediaan Modal Minimum

Pada bulan Juli 2010, melalui Surat BI No. 12/121/DPB3/TPB3-3/Rahasia, Bank CIMB Niaga telah memperoleh persetujuan dari BI untuk memperhitungkan Obligasi Subordinasi sebesar Rp 1.380.000 sebagai komponen pelengkap dalam perhitungan rasio KPMM.

Pada tanggal 29 Desember 2010, melalui Surat BI No. 12/196/DPB3/TPB3-3/Rahasia, Bank CIMB Niaga telah memperoleh persetujuan dari BI untuk memperhitungkan Obligasi Subordinasi sebesar Rp 1.600.000 sebagai komponen pelengkap dalam perhitungan rasio KPMM.

33. SUBORDINATED LOANS (continued)

In connection with the bond issuance, Bank CIMB Niaga obtained a rating of "AA (idn)" from PT Fitch Indonesia.

Hedge transactions

On 3 September 2010, Bank CIMB Niaga fair value hedged a proportion of Subordinated Bonds I Year 2010 of Rp 500,000 using interest rate swap contracts with notional amount of Rp 500,000. This transaction has been settled on 8 July 2017 (refer to Note 11).

On 10 December 2010, Bank CIMB Niaga fair value hedge a proportion of Subordinated Bonds I Year 2010 of Rp 250,000 using interest rate swap contracts with notional amount of Rp 250,000. This transaction has been settled on 8 July 2017 (refer to Note 11).

As at 31 December 2017, 2016, and 2015 Bank CIMB Niaga has performed the hedging evaluation of bond fair value by using regression method and the result is effective.

The net effect of the gain from the hedging instrument and the loss from the hedged item (subordinated loans) are summarised below:

Capital Adequacy Ratio calculation

In July 2010, based on Letter from BI No. 12/121/DPB3/TPB3-3/Rahasia, BI had given an approval to Bank CIMB Niaga to include the Subordinated Bonds of Rp 1,380,000 as a component of tier 2 capital in CAR calculation.

On 29 December 2010, based on Letter from BI No. 12/196/DPB3/TPB3-3/Rahasia, BI had given an approval to Bank CIMB Niaga to include the Subordinated Bonds of Rp 1,600,000 as a component of tier 2 capital in CAR calculation.

**PT BANK CIMB NIAGA Tbk
DAN ENTITAS ANAK/AND SUBSIDIARY**

**CATATAN ATAS LAPORAN KEUANGAN KONSOLIDASIAN
31 DESEMBER 2017, 2016, DAN 2015
SERTA TAHUN-TAHUN YANG BERAKHIR
31 DESEMBER 2017, 2016, DAN 2015**
(Dinyatakan dalam jutaan Rupiah, kecuali dinyatakan lain)

**NOTES TO THE CONSOLIDATED FINANCIAL STATEMENTS
31 DECEMBER 2017, 2016, AND 2015
AND FOR THE YEARS ENDED
31 DECEMBER 2017, 2016, AND 2015**
(Expressed in millions of Rupiah, unless otherwise stated)

33. PINJAMAN SUBORDINASI (lanjutan)

Peringkat obligasi subordinasi

Peringkat obligasi subordinasi ini berdasarkan *credit rating* PT Fitch Indonesia pada tanggal 31 Desember 2017 adalah AA(idn) (2016 dan 2015: AA(idn)).

Tidak terdapat pembatasan-pembatasan yang diwajibkan dalam perjanjian pinjaman subordinasi.

33. SUBORDINATED LOANS (continued)

Subordinated bonds ratings

The ratings for the subordinated bonds, based on credit rating PT Fitch Indonesia at 31 December 2017 is AA(idn) (2016 and 2015: AA(idn)).

There were no negative covenants in the subordinated loans agreements.

34. MODAL SAHAM , TAMBAHAN MODAL DISETOR, DAN SAHAM TREASURI

Susunan pemegang saham pada tanggal 31 Desember 2017, 2016, dan 2015 adalah:

Modal Saham

34. SHARE CAPITAL, ADDITIONAL PAID IN CAPITAL, TREASURY SHARES

The shareholders' composition as at 31 December 2017, 2016, and 2015 were as follows:

Share Capital

Pemegang saham	2017			Shareholders
	Jumlah lembar saham ditempatkan dan disetor penuh/ <i>Number of shares issued and fully paid</i>	Persentase kepemilikan/ <i>Percentage of ownership</i>	Jumlah dalam Rupiah/ <i>Amount in Rupiah</i>	
Saham biasa kelas A				Class A ordinary share
Pemegang saham lainnya (kepemilikan di bawah 5%)	71,853,936	0.29%	359,270	Other shareholders (ownership interest below 5%)
Saham biasa kelas B				Class B ordinary share
CIMB Group Sdn Bhd, Malaysia	22,991,336,581	91.48%	1,149,567	CIMB Group Sdn Bhd, Malaysia
Pemegang saham lainnya (kepemilikan di bawah 5%)	1,874,008,834	7.46%	93,700	Other shareholders (ownership interest below 5%)
Jumlah Saham Beredar	24,937,199,351	99.23%	1,602,537	Total Shares Outstanding
Saham treasuri	194,407,492	0.77%	9,720	Treasury shares
	25,131,606,843	100%	1,612,257	

**PT BANK CIMB NIAGA Tbk
DAN ENTITAS ANAK/AND SUBSIDIARY**

**CATATAN ATAS LAPORAN KEUANGAN KONSOLIDASIAN
31 DESEMBER 2017, 2016, DAN 2015
SERTA TAHUN-TAHUN YANG BERAKHIR
31 DESEMBER 2017, 2016, DAN 2015**
(Dinyatakan dalam jutaan Rupiah, kecuali dinyatakan lain)

**NOTES TO THE CONSOLIDATED FINANCIAL STATEMENTS
31 DECEMBER 2017, 2016, AND 2015
AND FOR THE YEARS ENDED
31 DECEMBER 2017, 2016, AND 2015**
(Expressed in millions of Rupiah, unless otherwise stated)

**34. MODAL SAHAM , TAMBAHAN MODAL DISETOR, DAN
SAHAM TREASURI (lanjutan)**

**34. SHARE CAPITAL, ADDITIONAL PAID IN CAPITAL,
TREASURY SHARES (continued)**

Modal Saham (lanjutan)

Share Capital (continued)

2016				
Pemegang saham	Jumlah lembar saham ditempatkan dan disetor penuh/ <i>Number of shares issued and fully paid</i>	Persentase kepemilikan/ <i>Percentage of ownership</i>	Jumlah dalam Rupiah/ <i>Amount in Rupiah</i>	Shareholders
Saham biasa kelas A				
Pemegang saham lainnya (kepemilikan di bawah 5%)	71,853,936	0.29%	359,270	Class A ordinary share Other shareholders (ownership interest below 5%)
Saham biasa kelas B				
CIMB Group Sdn Bhd, Malaysia Pemegang saham lainnya (kepemilikan di bawah 5%)	22,991,336,581	91.48%	1,217,916	Class B ordinary share CIMB Group Sdn Bhd, Malaysia Other shareholders (ownership interest below 5%)
	<u>2,068,416,326</u>	<u>8.23%</u>	<u>35,071</u>	
	<u>25,131,606,843</u>	<u>100.00%</u>	<u>1,612,257</u>	
2015				
Pemegang saham	Jumlah lembar saham ditempatkan dan disetor penuh/ <i>Number of shares issued and fully paid</i>	Persentase kepemilikan/ <i>Percentage of ownership</i>	Jumlah dalam Rupiah/ <i>Amount in Rupiah</i>	Shareholders
Saham biasa kelas A				
Pemegang saham lainnya (kepemilikan di bawah 5%)	71,853,936	0.29%	359,270	Class A ordinary share Other shareholders (ownership interest below 5%)
Saham biasa kelas B				
CIMB Group Sdn Bhd, Malaysia Pemegang saham lainnya (kepemilikan di bawah 5%)	24,358,324,638	96.92%	1,217,916	Class B ordinary share CIMB Group Sdn Bhd, Malaysia Other shareholders (ownership interest below 5%)
	701,428,269	2.79%	35,071	
	<u>25,131,606,843</u>	<u>100.00%</u>	<u>1,612,257</u>	

**PT BANK CIMB NIAGA Tbk
DAN ENTITAS ANAK/AND SUBSIDIARY**

**CATATAN ATAS LAPORAN KEUANGAN KONSOLIDASIAN
31 DESEMBER 2017, 2016, DAN 2015
SERTA TAHUN-TAHUN YANG BERAKHIR
31 DESEMBER 2017, 2016, DAN 2015**
(Dinyatakan dalam jutaan Rupiah, kecuali dinyatakan lain)

**NOTES TO THE CONSOLIDATED FINANCIAL STATEMENTS
31 DECEMBER 2017, 2016, AND 2015
AND FOR THE YEARS ENDED
31 DECEMBER 2017, 2016, AND 2015**
(Expressed in millions of Rupiah, unless otherwise stated)

**34. MODAL SAHAM , TAMBAHAN MODAL DISETOR, DAN
SAHAM TREASURI (lanjutan)**

**34. SHARE CAPITAL, ADDITIONAL PAID IN CAPITAL,
TREASURY SHARES (continued)**

Modal Saham (lanjutan)

Share Capital (continued)

Saham biasa kelas A dan saham biasa kelas B adalah saham biasa yang memiliki hak yang sama.

Class A and class B ordinary shares are ordinary shares that have the same rights.

Jumlah saham yang beredar dan disetor penuh yang dimiliki oleh direksi adalah:

Of the total issued and fully paid capital, number of shares owned by director was as follows:

	2017	2016	2015	
Bpk. Tigor M Siahaan	6,181,256	1,397,356	-	Mr. Tigor M Siahaan
Bpk. Pandji P Djajanegara	325	325	-	Mr. Pandji P Djajanegara

Efektif sejak tanggal 24 Agustus 2007, CIMB Group Holdings Berhad sebagai pemegang saham mayoritas sekaligus pengendali Bank CIMB Niaga telah mengalihkan seluruh kepemilikan sahamnya pada Bank CIMB Niaga sejumlah 7.779.138.350 saham kepada CIMB Group Sdn Bhd sehingga Bank CIMB Niaga telah menjadi bagian dari CIMB Group. Pengalihan saham tersebut telah mendapat persetujuan BI melalui Surat No. 9/67/GBI/DPIP/Rahasia tanggal 29 Juni 2007. CIMB Group Sdn Bhd dimiliki seluruhnya oleh CIMB Group Holdings Berhad.

On 24 August 2007, CIMB Group Holdings Berhad as Bank CIMB Niaga's majority and controlling shareholder has transferred the ownership in Bank CIMB Niaga of 7,779,138,350 shares to CIMB Group Sdn Bhd. As a result, Bank CIMB Niaga is part of CIMB Group. This ownership transfer has been approved by BI through Letter No. 9/67/GBI/DPIP/Rahasia dated 29 June 2007. CIMB Group Sdn Bhd is fully owned by CIMB Group Holdings Berhad.

Pada tanggal 16 Agustus 2010, CIMB Group Sdn Bhd membeli saham Bank CIMB Niaga dari Santubong Ventures Sdn Bhd, Greatville Pte.Ltd, dan PT Pantai Damai masing-masing sebanyak 3.982.024.793 saham atau 16,64%, 615.993.242 saham atau 2,57%, dan 110.511.515 saham atau 0,46%. Dengan transaksi tersebut, maka kepemilikan CIMB Group Sdn Bhd di Bank CIMB Niaga mengalami peningkatan dari 77,24% menjadi 96,92%.

On 16 August 2010, CIMB Group Sdn Bhd purchased Bank CIMB Niaga's shares from Santubong Ventures Sdn Bhd, Greatville Pte.Ltd, and PT Pantai Damai of 3,982,024,793 shares or 16.64%, 615,993,242 shares or 2.57%, and 110,511,515 shares or 0.46%, respectively. After this transaction CIMB Group Sdn Bhd ownership in Bank CIMB Niaga increased from 77.24% to 96.92%.

Dalam rangka pemenuhan Peraturan Bursa Efek Indonesia No. I-A tentang Pencatatan Saham dan Efek Bersifat Ekuitas Selain Saham yang Diterbitkan oleh Perusahaan Tercatat, khususnya terkait jumlah saham yang dimiliki oleh Pemegang Saham bukan Pengendali dan bukan Pemegang Saham Utama paling kurang sebesar 7,5% dari jumlah saham dalam modal disetor, pada tanggal 29 Agustus 2016 dan 30 Agustus 2016 CIMB Group Sdn Bhd., selaku pemegang 96,92% saham Bank CIMB Niaga, mengalihkan sebesar 5,44% kepemilikan sahamnya melalui mekanisme *Dividend in Specie (DIS)* sehingga komposisi kepemilikannya menjadi sebesar 91,48%. Dan efektif ditanggal 7 Juli 2017 seluruh 5,44% saham tersebut sudah dialihkan ke publik.

In compliance of the Indonesia Stock Exchange regulation No.I-A concerning Stock Listing and Equity Securities besides Shared Issued by Listed Company, in particular for number of shares owned by non-controlling shareholders and non-ultimate shareholders at least 7.5% of total paid-in capital, on 29 August 2016 and 30 August 2016, CIMB Group Sdn. Bhd., as a holder of 96.92% shares of Bank CIMB Niaga, has transferred 5.44% of its ownership through Dividend in Specie (DIS) mechanism, therefore its ownership becomes 91.48%. And effective dated 7 July 2017 all 5.44% of the shares have been transferred to the public.

**PT BANK CIMB NIAGA Tbk
DAN ENTITAS ANAK/AND SUBSIDIARY**

**CATATAN ATAS LAPORAN KEUANGAN KONSOLIDASIAN
31 DESEMBER 2017, 2016, DAN 2015
SERTA TAHUN-TAHUN YANG BERAKHIR
31 DESEMBER 2017, 2016, DAN 2015**
(Dinyatakan dalam jutaan Rupiah, kecuali dinyatakan lain)

**NOTES TO THE CONSOLIDATED FINANCIAL STATEMENTS
31 DECEMBER 2017, 2016, AND 2015
AND FOR THE YEARS ENDED
31 DECEMBER 2017, 2016, AND 2015**
(Expressed in millions of Rupiah, unless otherwise stated)

34. MODAL SAHAM , TAMBAHAN MODAL DISETOR, DAN SAHAM TREASURI (lanjutan)

34. SHARE CAPITAL, ADDITIONAL PAID IN CAPITAL, TREASURY SHARES (continued)

Modal Saham (lanjutan)

Share Capital (continued)

Pemegang saham akhir CIMB Group Holdings Berhad pada tanggal 31 Desember 2017, 2016, dan 2015 adalah:

The ultimate shareholders of CIMB Group Holdings Berhad as at 31 December 2017, 2016, and 2015 were as follows:

Pemegang saham	Persentase kepemilikan/ Percentage of ownership			Shareholders
	2017	2016	2015	
Khazanah Nasional Berhad	27.27%	29.34%	29.68%	Khazanah Nasional Berhad
Employee Provident Fund	14.40%	16.12%	17.43%	Employee Provident Fund
Lain-lain dan Masyarakat	58.33%	54.54%	52.89%	Others and Public
	100.00%	100.00%	100.00%	

Khazanah Nasional Berhad adalah entitas yang dimiliki oleh Pemerintah Malaysia.

Khazanah Nasional Berhad is an entity owned by the Government of Malaysia.

Tambahan modal disetor pada tanggal 31 Desember 2017, 2016, dan 2015 termasuk selisih nilai transaksi restrukturisasi entitas sepengendali masing-masing sebesar Rp 1.115.123 (lihat Catatan 1b).

Included in additional paid in capital as at 31 December 2017, 2016, and 2015 is the previous difference in restructuring value of transaction of entities under common control amounting to Rp 1,115,123 (refer to Note 1b).

Saham treasuri

Treasury shares

Pada tanggal 25 Juli 2017, Bank telah mendapatkan persetujuan OJK melalui surat No.S-63/PB.33/2017, untuk membeli sahamnya kembali sejumlah maksimal 2% dari jumlah saham yang telah dikeluarkan dan disetor penuh yang selanjutnya akan digunakan sebagai *Management Employee Stock Option Program* (MESOP) yang akan efektif di tahun 2018.

As at 25 July 2017, the Bank had received approval from FSA through letter No.S-63/PB.33/2017 to buy back the shares at maximum 2% from total shares issued and fully paid which will be used as *Management Employee Stock Option Program* (MESOP) which will be effective in 2018.

Selama bulan Desember 2017, Bank telah melakukan pembelian saham sebanyak 194.407.492 lembar saham dengan rata-rata per saham sebesar Rp 1.249,45 (nilai penuh) dan total nilai perolehan sebesar Rp 242.902 (termasuk biaya komisi dan pajak).

During December 2017, the Bank has performed buy back of 194,407,492 shares with average price share at Rp 1,249.45 (full amount) and the total acquisition cost of the buy back is amounting to Rp 242,902 (include commission and tax).

Penggunaan laba bersih tahun 2016

Appropriation of 2016 net income

Berdasarkan Rapat Umum Pemegang Saham Tahunan ("RUPST") pada tanggal 25 April 2017, disetujui seluruh laba bersih untuk tahun buku 2016 sebesar Rp 2.081.687 dicatat sebagai laba ditahan.

Based on Annual Shareholders General Meeting dated 25 April 2017, the shareholders agreed to record all net income for the year of 2016 amounted to Rp 2,081,687 as retained earnings.

Penggunaan laba bersih tahun 2015

Appropriation of 2015 net income

Berdasarkan Rapat Umum Pemegang Saham Tahunan ("RUPST") pada tanggal 15 April 2016, disetujui seluruh laba bersih untuk tahun buku 2015 sebesar Rp 427.831 dicatat sebagai laba ditahan.

Based on Annual Shareholders General Meeting dated 15 April 2016, the shareholders agreed to record all net income for the year of 2015 amounted to Rp 427,831 as retained earnings.

**PT BANK CIMB NIAGA Tbk
DAN ENTITAS ANAK/AND SUBSIDIARY**

**CATATAN ATAS LAPORAN KEUANGAN KONSOLIDASIAN
31 DESEMBER 2017, 2016, DAN 2015
SERTA TAHUN-TAHUN YANG BERAKHIR
31 DESEMBER 2017, 2016, DAN 2015**
(Dinyatakan dalam jutaan Rupiah, kecuali dinyatakan lain)

**NOTES TO THE CONSOLIDATED FINANCIAL STATEMENTS
31 DECEMBER 2017, 2016, AND 2015
AND FOR THE YEARS ENDED
31 DECEMBER 2017, 2016, AND 2015**
(Expressed in millions of Rupiah, unless otherwise stated)

35. PENGGUNAAN LABA BERSIH

Cadangan umum dan wajib

Pada tanggal 31 Desember 2017, 2016, dan 2015, cadangan umum dan wajib adalah Rp 351.538. Cadangan umum dan wajib ini dibentuk sehubungan dengan Undang-Undang Republik Indonesia No. 1/1995 yang telah digantikan dengan Undang-Undang No. 40/2007 efektif tanggal 16 Agustus 2007 mengenai Perseroan Terbatas, yang mengharuskan perusahaan-perusahaan untuk membuat penyisihan cadangan umum sebesar sekurang-kurangnya 20% dari jumlah modal yang ditempatkan dan disetor penuh. Undang-Undang tersebut tidak mengatur jangka waktu untuk penyisihan tersebut.

35. APPROPRIATION OF NET INCOME

General and statutory reserve

As at 31 December 2017, 2016, and 2015, the general and statutory reserve amounted to Rp 351,538. This general and statutory reserve was provided in relation with the Law of Republic Indonesia No.1/1995 which has been replaced with Law No. 40/2007 effective on 16 August 2007 regarding with the limited company, which requires companies to set up a general reserve at least 20% of the issued and paid up share capital. There is no timeline over which this amount should be provided.

36. PENDAPATAN BUNGA DAN SYARIAH

36. INTEREST AND SHARIA INCOME

	<u>2017</u>	<u>2016</u>	<u>2015</u>	
Kredit yang diberikan	17,186,113	17,784,264	18,959,082	Loans
Efek-efek, Obligasi Pemerintah, dan efek-efek yang dibeli dengan janji dijual kembali	2,026,811	2,008,811	2,037,092	Marketable securities, Government Bonds, and securities purchased under resale agreement
Pembiayaan konsumen dan sewa guna usaha	956,776	1,306,840	1,057,274	Consumer financing and financing lease
Penempatan pada bank lain dan Bank Indonesia	156,548	174,830	190,294	Placements with other banks and Bank Indonesia
Giro pada bank lain dan Bank Indonesia	42,070	47,218	74,293	Current account with other banks and Bank Indonesia
Lain-lain	35,066	2,685	724	Others
	<u>20,403,384</u>	<u>21,324,648</u>	<u>22,318,759</u>	

Termasuk dalam pendapatan bunga konsolidasian adalah pendapatan berdasarkan prinsip syariah untuk tahun yang berakhir 31 Desember 2017 adalah Rp 1.298.348 (2016: Rp 880.705; 2015: Rp 827.714).

Included in consolidated interest income is income based on sharia principles for the year ended 31 December 2017 amounted to Rp 1,298,348 (2016: Rp 880,705; 2015: Rp 827,714).

Pendapatan bunga berdasarkan klasifikasi aset keuangan adalah:

Interest income based on the classification of financial assets are as follows:

	<u>2017</u>	<u>2016</u>	<u>2015</u>	
Diukur pada nilai wajar melalui laporan laba rugi	283,529	310,120	301,203	Fair value through profit and loss
Lainnya	20,119,855	21,014,528	22,017,556	Others
	<u>20,403,384</u>	<u>21,324,648</u>	<u>22,318,759</u>	

Termasuk dalam pendapatan bunga dari kredit yang diberikan adalah pendapatan bunga atas bagian yang tidak mengalami penurunan nilai terhadap kredit yang diberikan yang mengalami penurunan nilai (*time value unwinding*) untuk tahun yang berakhir 31 Desember 2017 adalah Rp 259.360 (2016: Rp 197.740; 2015: Rp 117.603).

Included in interest income from loans is interest income recognised on the unimpaired portion of the impaired loans (*time value unwinding*) for the year ended 31 December 2017 amounted to Rp 259,360 (2016: Rp 197,740; 2015: Rp 117,603).

Lihat Catatan 49 untuk transaksi dengan pihak-pihak berelasi.

Refer to Note 49 for transactions with related parties.

**PT BANK CIMB NIAGA Tbk
DAN ENTITAS ANAK/AND SUBSIDIARY**

**CATATAN ATAS LAPORAN KEUANGAN KONSOLIDASIAN
31 DESEMBER 2017, 2016, DAN 2015
SERTA TAHUN-TAHUN YANG BERAKHIR
31 DESEMBER 2017, 2016, DAN 2015**
(Dinyatakan dalam jutaan Rupiah, kecuali dinyatakan lain)

**NOTES TO THE CONSOLIDATED FINANCIAL STATEMENTS
31 DECEMBER 2017, 2016, AND 2015
AND FOR THE YEARS ENDED
31 DECEMBER 2017, 2016, AND 2015**
(Expressed in millions of Rupiah, unless otherwise stated)

37. BEBAN BUNGA DAN SYARIAH

37. INTEREST AND SHARIA EXPENSE

	<u>2017</u>	<u>2016</u>	<u>2015</u>	
Simpanan nasabah:				<i>Deposits from customers:</i>
Deposito berjangka dan	4,491,162	5,634,031	7,245,355	<i>Time deposits and</i>
Sertifikat Deposito	1,253,817	1,271,761	1,261,974	<i>certificates of deposits</i>
Tabungan	1,074,176	969,697	959,808	<i>Saving deposits</i>
Giro				<i>Demand deposits</i>
Pinjaman yang diterima dan	636,200	890,001	929,041	<i>Borrowings and</i>
obligasi subordinasi	332,870	353,235	477,598	<i>subordinated bonds</i>
Efek-efek yang diterbitkan	130,963	97,551	45,844	<i>Marketable securities issued</i>
Simpanan dari bank lain				<i>Deposits from other banks</i>
Efek-efek yang dijual	43,686	9,404	11,726	<i>Securities sold under</i>
dengan janji dibeli kembali	37,131	4,938	1,053	<i>repurchase agreement</i>
Lain-lain	<u>8,000,005</u>	<u>9,230,618</u>	<u>10,932,399</u>	<i>Others</i>

Termasuk dalam beban bunga adalah beban bunga berdasarkan prinsip syariah untuk tahun yang berakhir 31 Desember 2017 adalah Rp 609.365 (2016: Rp 359.154; 2015: Rp 373.780). Lihat Catatan 49 untuk transaksi dengan pihak-pihak berelasi.

Included in interest expense is interest expense based on sharia principle for the year ended 31 December 2017 amounted to Rp 609,365 (2016: Rp 359,154; 2015: Rp 373,780). Refer to Note 49 for transactions with related parties.

38. PROVISI DAN KOMISI LAINNYA

38. OTHER FEES AND COMMISSIONS

	<u>2017</u>	<u>2016</u>	<u>2015</u>	
Pendapatan <i>bancassurance</i>	835,016	770,490	486,429	<i>Bancassurance income</i>
Jasa administrasi nasabah	419,731	524,079	451,679	<i>Customer administration fees</i>
Pendapatan <i>interchange fee</i> kartu kredit	303,604	290,807	242,973	<i>Credit card interchange fee income</i>
Jasa dokumen ekspor-impor	146,243	148,372	168,771	<i>Export-import document fees</i>
Jasa agensi	135,173	138,435	113,106	<i>Agency fee</i>
Jasa kliring dan transfer	105,508	105,638	130,135	<i>Clearing and transfer fees</i>
Jasa servis kustodian	61,013	40,443	37,188	<i>Custodial services fees</i>
Pendapatan <i>annual fee</i>	55,918	58,307	36,804	<i>Annual fee income</i>
Komisi <i>merchant</i>	30,999	7,026	13,488	<i>Merchant commission</i>
Lain-lain	41,612	29,763	37,523	<i>Others</i>
	<u>2,134,817</u>	<u>2,113,360</u>	<u>1,718,096</u>	

**PT BANK CIMB NIAGA Tbk
DAN ENTITAS ANAK/AND SUBSIDIARY**

**CATATAN ATAS LAPORAN KEUANGAN KONSOLIDASIAN
31 DESEMBER 2017, 2016, DAN 2015
SERTA TAHUN-TAHUN YANG BERAKHIR
31 DESEMBER 2017, 2016, DAN 2015**
(Dinyatakan dalam jutaan Rupiah, kecuali dinyatakan lain)

**NOTES TO THE CONSOLIDATED FINANCIAL STATEMENTS
31 DECEMBER 2017, 2016, AND 2015
AND FOR THE YEARS ENDED
31 DECEMBER 2017, 2016, AND 2015**
(Expressed in millions of Rupiah, unless otherwise stated)

**39. KERUGIAN PENURUNAN NILAI ATAS ASET
KEUANGAN DAN NON KEUANGAN - BERSIH**

**39. IMPAIRMENT LOSSES ON FINANCIAL AND NON-
FINANCIAL ASSETS - NET**

	2017	2016	2015	
Pembentukan/(pemulihan)				<i>Impairment/(reversal)</i>
kerugian penurunan nilai atas:				<i>of losses on:</i>
Aset keuangan				Financial assets
Kredit yang diberikan	3,808,382	4,292,491	5,170,279	<i>Loans</i>
Piutang pembiayaan konsumen	173,523	273,732	155,833	<i>Consumer financing receivable</i>
Penempatan pada bank lain dan Bank Indonesia	(2,553)	(2,452)	5,069	<i>Placements with other banks and Bank Indonesia</i>
<i>Suspense account</i> dan piutang lainnya	1,594	1,637	7,614	<i>Suspense account and other receivables</i>
Piutang sewa pembiayaan	(19,245)	8,202	6,435	<i>Financing lease receivables</i>
Efek-efek	2,643	(1,608)	(1,516)	<i>Marketable securities</i>
Penyertaan	(85)	-	-	<i>Investments</i>
Aset nonkeuangan				Non-financial assets
Aset yang diambil alih	115,546	400,949	(257)	<i>Foreclosed assets</i>
	4,079,805	4,972,951	5,343,457	

**40. KEUNTUNGAN/(KERUGIAN) DARI INSTRUMEN
KEUANGAN YANG DIPERDAGANGKAN**

**40. GAINS/(LOSSES) FROM TRADING FINANCIAL
INSTRUMENTS**

	2017	2016	2015	
Derivatif	324,559	391,946	522,571	<i>Derivatives</i>
Obligasi Pemerintah	1,994	4,300	(18,658)	<i>Government Bonds</i>
Efek-efek	3,907	642	(3,506)	<i>Marketable securities</i>
	330,460	396,888	500,407	

41. KEUNTUNGAN DARI PENJUALAN EFEK-EFEK

41. GAINS FROM SALE OF MARKETABLE SECURITIES

	2017	2016	2015	
Obligasi Pemerintah	278,624	225,302	98,895	<i>Government Bonds</i>
Efek-efek	164,937	58,763	46,267	<i>Marketable securities</i>
	443,561	284,065	145,162	

Keuntungan dari penjualan efek-efek dan obligasi pemerintah berdasarkan klasifikasinya adalah:

Gains from sale of marketable securities and government bonds based on its classifications:

	2017	2016	2015	
Diperdagangkan	259,324	196,848	77,214	<i>Trading</i>
Tersedia untuk dijual	184,237	87,217	67,948	<i>Available-for-sale</i>
	443,561	284,065	145,162	

**PT BANK CIMB NIAGA Tbk
DAN ENTITAS ANAK/AND SUBSIDIARY**

**CATATAN ATAS LAPORAN KEUANGAN KONSOLIDASIAN
31 DESEMBER 2017, 2016, DAN 2015
SERTA TAHUN-TAHUN YANG BERAKHIR
31 DESEMBER 2017, 2016, DAN 2015**
(Dinyatakan dalam jutaan Rupiah, kecuali dinyatakan lain)

**NOTES TO THE CONSOLIDATED FINANCIAL STATEMENTS
31 DECEMBER 2017, 2016, AND 2015
AND FOR THE YEARS ENDED
31 DECEMBER 2017, 2016, AND 2015**
(Expressed in millions of Rupiah, unless otherwise stated)

42. BEBAN TENAGA KERJA

42. PERSONNEL EXPENSES

	2017	2016	2015	
Gaji dan upah	2,129,760	2,037,836	2,021,365	Salaries and wages
Tunjangan karyawan	1,455,625	1,360,290	1,307,374	Allowances for employees
Pelatihan dan pendidikan	192,640	175,285	167,007	Trainings and educations
PPKS (lihat Catatan 45)	-	-	571,000	MSS (refer to Note 45)
Lain-lain	170,187	73,508	89,350	Others
	3,948,212	3,646,919	4,156,096	

Termasuk di dalam beban tenaga kerja adalah tunjangan bonus dan Tunjangan Hari Raya (THR), pensiun, dan liabilitas imbalan pasca kerja lainnya, dan tantiem untuk tahun yang berakhir 31 Desember 2017 sebesar Rp 1.010.054 (2016: Rp 1.071.811; 2015: Rp 1.201.771).

Included in personnel expenses are bonus and vacation pay (THR), pension, and other post retirement obligations, and tantiem for the year ended 31 December 2017 amounted to Rp 1,010,054 (2016: Rp 1,071,811; 2015: Rp 1,201,771).

Termasuk ke dalam beban tenaga kerja adalah gaji dan kompensasi lainnya yang dibayarkan kepada Komisaris, Direksi, dan Pejabat Eksekutif Bank CIMB Niaga adalah:

Included in personnel expenses are also salaries and other allowances for Commissioners, Directors, and Executive Bank Officers of Bank CIMB Niaga as follows:

	2017	2016	2015	
Komisaris				Commissioners
Gaji dan tunjangan	14,685	14,908	13,916	Salaries and allowances
Bonus dan THR	1,100	1,161	889	Bonus and Vacation Pay
	15,785	16,069	14,805	
Direksi				Directors
Gaji dan tunjangan	60,239	56,004	59,689	Salaries and allowances
Bonus dan THR	54,266	48,940	25,931	Bonus and Vacation Pay
Kompensasi berbasis saham	5,944	18,806	36,286	Share-based payments
	120,449	123,750	121,906	
Pejabat Eksekutif Bank				Executive Bank Officers
Gaji dan tunjangan	142,498	128,173	136,380	Salaries and allowances
Bonus dan THR	72,417	72,145	65,248	Bonus and Vacation Pay
Kompensasi berbasis saham	5,100	4,273	4,558	Share-based payments
Pensiun	8,774	8,010	8,050	Pension
	228,789	212,601	214,236	
	365,023	352,420	350,947	

**PT BANK CIMB NIAGA Tbk
DAN ENTITAS ANAK/AND SUBSIDIARY**

**CATATAN ATAS LAPORAN KEUANGAN KONSOLIDASIAN
31 DESEMBER 2017, 2016, DAN 2015
SERTA TAHUN-TAHUN YANG BERAKHIR
31 DESEMBER 2017, 2016, DAN 2015**
(Dinyatakan dalam jutaan Rupiah, kecuali dinyatakan lain)

**NOTES TO THE CONSOLIDATED FINANCIAL STATEMENTS
31 DECEMBER 2017, 2016, AND 2015
AND FOR THE YEARS ENDED
31 DECEMBER 2017, 2016, AND 2015**
(Expressed in millions of Rupiah, unless otherwise stated)

43. BEBAN UMUM DAN ADMINISTRASI

43. GENERAL AND ADMINISTRATIVE EXPENSES

	2017	2016	2015	
Telepon, telex, dan komputer	846,521	888,645	825,500	Telephone, telex, and computer
Sewa, penyusutan, dan pemeliharaan gedung	766,383	823,544	752,698	Rental, depreciation, and maintenance of building
Biaya pihak ketiga	415,030	533,755	482,916	Outsourced service expenses
Asuransi penjaminan simpanan	370,297	366,460	369,326	Deposit insurance guarantee
Iklan dan promosi	253,799	272,661	315,082	Advertising and promotion
Perlengkapan kantor	120,496	112,522	107,571	Office supplies
Jasa profesional	104,025	67,749	90,031	Professional fees
Biaya tahunan Otoritas Jasa Keuangan (OJK)	108,301	107,793	106,225	Financial Services Authority (FSA) annual fee
Transportasi	81,959	102,360	128,544	Transportation
Penyusutan dan pemeliharaan perabot kantor	69,122	75,580	76,091	Depreciation and maintenance of office furniture
Premi asuransi	7,298	7,336	5,544	Insurance premium
Lain-lain	300,037	401,130	261,078	Others
	3,443,268	3,759,535	3,520,606	

Beban umum dan administrasi lain-lain antara lain terdiri dari utilitas, biaya pengumpulan kredit bermasalah, dan biaya aktivitas kantor lainnya.

Other general and administrative expenses consist of utilities, collection expense of bad debt and other office activity expenses.

44. PENDAPATAN/(BEBAN) BUKAN OPERASIONAL – BERSIH

44. NON-OPERATING INCOME/(EXPENSES) – NET

	2017	2016	2015	
Pendapatan sewa	10,005	10,735	11,903	Rental income
Keuntungan atas penjualan aset tetap	1,051	1,766	3,922	Gains on sale of fixed assets
Dividen	415	955	722	Dividend
Denda	(3,885)	(3,193)	(15,587)	Fines
Keuntungan atas penjualan perusahaan Asosiasi	-	31,026	-	Gains on sale of Associate company
Lain-lain - bersih	40,863	55,825	(122,619)	Others - net
	48,449	97,114	(121,659)	

Termasuk dalam keuntungan atas penjualan aset tetap untuk tahun yang berakhir 31 Desember 2015 adalah penjualan properti terbengkalai sebesar Rp 2.590 dimana keuntungan setelah pajak atas penjualan ini adalah sebesar Rp 1.855.

Included in gain on sale of fixed assets for the year ended 31 December 2015 is the sale of abandoned property amounting to Rp 2,590 with gain on sale (net of tax) of Rp 1,855.

Tidak terdapat penjualan properti terbengkalai untuk tahun yang berakhir 31 Desember 2017 dan 2016.

There is no sale of abandoned properties for the years ended 31 Desember 2017 and 2016.

**PT BANK CIMB NIAGA Tbk
DAN ENTITAS ANAK/AND SUBSIDIARY**

**CATATAN ATAS LAPORAN KEUANGAN KONSOLIDASIAN
31 DESEMBER 2017, 2016, DAN 2015
SERTA TAHUN-TAHUN YANG BERAKHIR
31 DESEMBER 2017, 2016, DAN 2015**
(Dinyatakan dalam jutaan Rupiah, kecuali dinyatakan lain)

**NOTES TO THE CONSOLIDATED FINANCIAL STATEMENTS
31 DECEMBER 2017, 2016, AND 2015
AND FOR THE YEARS ENDED
31 DECEMBER 2017, 2016, AND 2015**
(Expressed in millions of Rupiah, unless otherwise stated)

45. LIABILITAS IMBALAN KERJA

Liabilitas imbalan kerja terdiri dari :

	<u>2017</u>	<u>2016</u>	<u>2015</u>
Beban bonus yang masih harus dibayar	425,465	330,000	359,469
Pensiun dan liabilitas imbalan pasca kerja lainnya	864,520	644,059	526,865
PPKS	-	45,923	240,172
	<u>1,289,985</u>	<u>1,019,982</u>	<u>1,126,506</u>

45. EMPLOYEE BENEFIT OBLIGATIONS

Employee benefit obligations consist as follows:

Accrued bonus
Pension and other post
retirement obligations
MSS

Pada tanggal 15 Mei 2015, Bank menawarkan Program Purna Karya Sukarela (PPKS). PPKS merupakan program yang ditujukan bagi seluruh karyawan Bank untuk memilih purna karya sebelum mencapai usia pensiun. Program ini bersifat sukarela dan dapat diikuti oleh seluruh karyawan Bank sesuai dengan syarat dan ketentuan yang berlaku dan harus disetujui oleh Bank. Sejumlah 1.706 karyawan telah mengambil program ini. Porsi yang belum dibayarkan pada tanggal 31 Desember 2017, 2016 dan 2015 adalah masing-masing sebesar nihil, Rp 45.923 dan Rp 240,172.

On 15 May 2015, Bank CIMB Niaga launched Mutual Separation Scheme (MSS) program. MSS is a program that is offered to all employees of the Bank to elect for early retirement. The program is voluntary and is open for all employees in accordance with the terms and conditions and must be approved by the Bank. A total of 1,706 employees have taken the early retirement. As of 31 December 2017, 2016 and 2015, total severance accruals are nil, Rp 45,923 and Rp. 240,172 respectively.

Pada tanggal 31 Desember 2017, karyawan Bank CIMB Niaga yang memperoleh imbalan pensiun dan imbalan kerja lainnya berjumlah 11.475 (2016: 11.862; 2015: 12.472).

As at 31 December 2017, the total Bank CIMB Niaga employees who are eligible for retirement and other employee benefits were 11,475 (2016: 11,862; 2015: 12,472).

Sesuai dengan kebijakan Bank CIMB Niaga, pegawai mendapat fasilitas imbalan pensiun dan imbalan kerja lainnya, sebagai berikut:

In accordance with Bank CIMB Niaga's policy, employees are entitled to the pension employee benefit and other employee benefits, as follows:

Imbalan Pensiun

Pension benefits

Pada tanggal 31 Desember 2017 penilaian liabilitas pensiun dilakukan oleh Bank CIMB Niaga menggunakan asumsi-asumsi penilaian aktuarial yang dihitung oleh PT Dayamandiri Dharmakonsolindo pada tanggal 17 Januari 2018 menggunakan metode "Projected Unit Credit".

As at 31 December 2017 Bank CIMB Niaga's calculation of pension obligation using actuarial assumptions, which were prepared by an independent PT Dayamandiri Dharmakonsolindo as at 17 January 2018 using the "Projected Unit Credit" method.

Bank CIMB Niaga menyelenggarakan 2 (dua) program pensiun terdiri dari program pensiun manfaat pasti dan program iuran pasti sebagai berikut:

Bank CIMB Niaga sponsors 2 (two) pension employee program plans consisting of a defined benefit plan and defined contribution plan, as follows:

**PT BANK CIMB NIAGA Tbk
DAN ENTITAS ANAK/AND SUBSIDIARY**

**CATATAN ATAS LAPORAN KEUANGAN KONSOLIDASIAN
31 DESEMBER 2017, 2016, DAN 2015
SERTA TAHUN-TAHUN YANG BERAKHIR
31 DESEMBER 2017, 2016, DAN 2015**
(Dinyatakan dalam jutaan Rupiah, kecuali dinyatakan lain)

**NOTES TO THE CONSOLIDATED FINANCIAL STATEMENTS
31 DECEMBER 2017, 2016, AND 2015
AND FOR THE YEARS ENDED
31 DECEMBER 2017, 2016, AND 2015**
(Expressed in millions of Rupiah, unless otherwise stated)

45. LIABILITAS IMBALAN KERJA (lanjutan)

45. EMPLOYEE BENEFIT OBLIGATIONS (continued)

Imbalan Pensiun (lanjutan)

Pension benefits (continued)

a. Manfaat pasti

a. Defined benefit plan

Manfaat pasti diselenggarakan untuk sebagian karyawan tetap Bank CIMB Niaga yang dikelola dan diadministrasikan oleh "Dana Pensiun PT Bank CIMB Niaga Tbk".

Bank CIMB Niaga sponsors a defined benefit pension retirement program covering a certain number of its permanent employees which is managed and administered by "Dana Pensiun PT Bank CIMB Niaga Tbk".

Program tersebut memberikan manfaat pensiun yang akan dibayarkan kepada karyawan yang berhak pada saat karyawan pensiun atau pada saat karyawan tersebut berhenti sesuai dengan peraturan dana pensiun yang bersangkutan yang dibuat sesuai dengan UU Dana Pensiun. Manfaat pensiun dihitung berdasarkan formula manfaat pensiun sebagaimana tertuang dalam Peraturan Dana Pensiun.

The plan calls for benefits to be paid to eligible employees at retirement or when the employees resign according to the pension fund regulation which is designed to comply with Pension Fund Legislation. The benefits paid at retirement are calculated based on the pension benefit formula as set forth in the Regulation of Pension Funds.

Pendanaan program pensiun ini dilakukan oleh Bank CIMB Niaga dengan membayar iuran tahunan yang setidaknya memenuhi jumlah minimum seperti yang diharuskan oleh peraturan perundang-undangan dana pensiun yang berlaku.

Bank CIMB Niaga has funded the plan through annual contributions which are sufficient to meet the minimum requirements set forth in applicable pension fund laws.

Jumlah iuran ini umumnya meliputi imbalan pensiun untuk jasa karyawan masa kini, amortisasi biaya masa lalu, dan koreksi aktuarial.

This contribution usually reflects benefits attributed to employees' current service costs, as well as amortisation of past service cost, and actuary adjustments.

Berikut ini adalah hal-hal yang diungkapkan dalam laporan aktuarial tanggal, 17 Januari 2018, 13 Januari 2017 dan 29 Januari 2016 masing-masing dalam menghitung liabilitas pensiun pada tanggal 31 Desember 2017, 2016, dan 2015.

The following are disclosed in the actuarial report dated 17 January 2018, 13 January 2017 and 29 January 2016 to calculate the retirement benefits liability as at 31 December 2017, 2016, and 2015.

Asumsi-asumsi utama yang digunakan oleh aktuarial independen dalam perhitungan di atas adalah:

The key assumptions used by the independent actuary in the above calculation are as follows:

**PT BANK CIMB NIAGA Tbk
DAN ENTITAS ANAK/AND SUBSIDIARY**

**CATATAN ATAS LAPORAN KEUANGAN KONSOLIDASIAN
31 DESEMBER 2017, 2016, DAN 2015
SERTA TAHUN-TAHUN YANG BERAKHIR
31 DESEMBER 2017, 2016, DAN 2015**
(Dinyatakan dalam jutaan Rupiah, kecuali dinyatakan lain)

**NOTES TO THE CONSOLIDATED FINANCIAL STATEMENTS
31 DECEMBER 2017, 2016, AND 2015
AND FOR THE YEARS ENDED
31 DECEMBER 2017, 2016, AND 2015**
(Expressed in millions of Rupiah, unless otherwise stated)

45. LIABILITAS IMBALAN KERJA (lanjutan)

45. EMPLOYEE BENEFIT OBLIGATIONS (continued)

Imbalan Pensiun (lanjutan)

Pension benefits (continued)

a. Manfaat pasti (lanjutan)

a. Defined benefit plan (continued)

	2017	2016	2015	
Asumsi ekonomi:				Economic assumptions:
Tingkat diskonto	7,25% per tahun/ 7.25% per annum	8,5% per tahun/ 8.5% per annum	9,25% per tahun/ 9.25% per annum	Discount rate
Tingkat proyeksi / kenaikan gaji	6% per tahun/ 6% per annum	6% per tahun/ 6% per annum	8% per tahun/ 8% per annum	Salary increase rate
Asumsi lainnya:				Other assumptions:
Proyeksi kenaikan pensiun di masa datang	5% per tahun/ 5% per annum	5% per tahun/ 5% per annum	5% per tahun/ 5% per annum	Expected future pension increases
Usia pensiun normal	55 tahun/ 55 years	55 tahun/ 55 years	55 tahun/ 55 years	Normal retirement age
Tingkat kematian	Tabel Mortalitas Indonesia 2011 (TMI 2011)/ Indonesian Mortality Table 2011 (TMI 2011)	Tabel Mortalitas Indonesia 2011 (TMI 2011)/ Indonesian Mortality Table 2011 (TMI 2011)	Tabel Mortalitas Indonesia 2011 (TMI 2011)/ Indonesian Mortality Table 2011 (TMI 2011)	Mortality rate
Tingkat cacat	10% dari TMI 2011/ 10% of TMI 2011	10% dari TMI 2011/ 10% of TMI 2011	10% dari TMI 2011/ 10% of TMI 2011	Disability rate
Imbal hasil atas aset program	7,25% per tahun/ 7.25% per annum	8,50% per tahun/ 8.50% per annum	9,25% per tahun/ 9.25% per annum	Implied rate of return on plan assets
Tingkat pengunduran diri	10% untuk usia sampai dengan 25 tahun, dan menurun dengan garis lurus 0% pada usia 44 tahun dan 1% setelahnya/ 10% up to age 25, then decreasing linearly to 0% at age 44 and 1% thereafter	10% untuk usia sampai dengan 25 tahun, dan menurun dengan garis lurus 0% pada usia 44 tahun dan 1% setelahnya/ 10% up to age 25, then decreasing linearly to 0% at age 44 and 1% thereafter	10% untuk usia sampai dengan 25 tahun, dan menurun dengan garis lurus 0% pada usia 44 tahun dan 1% setelahnya/ 10% up to age 25, then decreasing linearly to 0% at age 44 and 1% thereafter	Resignation rate
Proporsi pensiun normal	100%	100%	100%	Proportion of retirement

**PT BANK CIMB NIAGA Tbk
DAN ENTITAS ANAK/AND SUBSIDIARY**

**CATATAN ATAS LAPORAN KEUANGAN KONSOLIDASIAN
31 DESEMBER 2017, 2016, DAN 2015
SERTA TAHUN-TAHUN YANG BERAKHIR
31 DESEMBER 2017, 2016, DAN 2015**
(Dinyatakan dalam jutaan Rupiah, kecuali dinyatakan lain)

**NOTES TO THE CONSOLIDATED FINANCIAL STATEMENTS
31 DECEMBER 2017, 2016, AND 2015
AND FOR THE YEARS ENDED
31 DECEMBER 2017, 2016, AND 2015**
(Expressed in millions of Rupiah, unless otherwise stated)

45. LIABILITAS IMBALAN KERJA (lanjutan)

45. EMPLOYEE BENEFIT OBLIGATIONS (continued)

Imbalan Pensiun (lanjutan)

Pension benefits (continued)

a. Manfaat pasti (lanjutan)

a. Defined benefit plan (continued)

Jumlah yang diakui di laporan posisi keuangan konsolidasian ditentukan sebagai berikut:

The amounts recognised in the consolidated statements of financial position are determined as follows:

	2017	2016	2015	
Bank CIMB Niaga				Bank CIMB Niaga
Nilai wajar aset program	742,820	727,191	751,193	Fair value of plan assets
Nilai kini liabilitas manfaat pasti yang didanai	(895,476)	(765,597)	(722,784)	Present value of funded defined benefit obligation
	(152,656)	(38,406)	28,409	
Efek penerapan <i>asset ceiling</i> pada akhir tahun	-	-	(28,409)	Effect of application of asset ceiling at end of year
	(152,656)	(38,406)	-	
Entitas Anak	(4,273)	(33,989)	(31,216)	Subsidiary
Liabilitas di laporan posisi keuangan konsolidasian	(156,929)	(72,395)	(31,216)	Liability recognised in consolidated statements of financial position

Mutasi nilai kini liabilitas manfaat pasti yang didanai selama tahun berjalan adalah sebagai berikut:

The movement in the present value of funded defined benefit obligations of the year are as follows:

	2017	2016	2015	
Nilai kini liabilitas pada awal tahun	765,597	722,784	832,371	Actual present value of obligation at beginning of the year
Biaya bunga	119,708	79,909	69,172	Interest cost
Biaya jasa kini - bruto	20,834	22,617	25,133	Gross current service cost
Pembayaran imbalan pada tahun berjalan	(92,631)	(176,242)	(151,015)	Benefit payments in year
Pengukuran kembali:				Remeasurements:
Kerugian/(keuntungan) aktuarial yang timbul dari perubahan asumsi keuangan	59,359	67,466	(23,989)	Actuarial losses/(gains) from changes in financial assumption
Kerugian/(keuntungan) aktuarial yang timbul dari perubahan asumsi masa kerja	22,609	49,063	(28,888)	Actuarial losses/(gains) from changes in experience adjustments
Nilai kini liabilitas pada akhir tahun	895,476	765,597	722,784	Actual present value of obligation at end of the year

**PT BANK CIMB NIAGA Tbk
DAN ENTITAS ANAK/AND SUBSIDIARY**

**CATATAN ATAS LAPORAN KEUANGAN KONSOLIDASIAN
31 DESEMBER 2017, 2016, DAN 2015
SERTA TAHUN-TAHUN YANG BERAKHIR
31 DESEMBER 2017, 2016, DAN 2015**
(Dinyatakan dalam jutaan Rupiah, kecuali dinyatakan lain)

**NOTES TO THE CONSOLIDATED FINANCIAL STATEMENTS
31 DECEMBER 2017, 2016, AND 2015
AND FOR THE YEARS ENDED
31 DECEMBER 2017, 2016, AND 2015**
(Expressed in millions of Rupiah, unless otherwise stated)

45. LIABILITAS IMBALAN KERJA (lanjutan)

45. EMPLOYEE BENEFIT OBLIGATIONS (continued)

Imbalan Pensiun (lanjutan)

Pension benefits (continued)

a. Manfaat pasti (lanjutan)

a. Defined benefit plan (continued)

Rekonsiliasi nilai wajar aset program adalah:

The reconciliation of fair value of plan assets is as follows:

	2017	2016	2015	
Saldo awal	727,191	751,193	882,692	Beginning balance
Bunga	60,956	65,842	74,715	Interest
Kontribusi Perusahaan	24,940	38,159	19,929	Company's contributions
Kontribusi karyawan	6,258	7,428	9,867	Employees' contributions
Keuntungan/(kerugian) aktuarial	16,106	40,811	(84,995)	Actuarial gain/(loss)
Pembayaran selama tahun berjalan	(92,631)	(176,242)	(151,015)	Benefits payments during the year
Saldo akhir	742,820	727,191	751,193	Ending balance

Aset program terdiri dari:

Plan assets comprise the following:

	2017			2016			2015			
	Dikutip/ Quoted	Tidak dikutip/ Unquoted	Jumlah/ Total	Dikutip/ Quoted	Tidak dikutip/ Unquoted	Jumlah/ Total	Dikutip/ Quoted	Tidak dikutip/ Unquoted	Jumlah/ Total	
Instrumen Ekuitas										Equity Instrument
Saham	172,135	-	172,135	166,416	-	166,416	182,566	-	182,566	Stocks
Reksadana	132,043	-	132,043	115,020	-	115,020	147,748	-	147,748	Mutual Fund
Penempatan Langsung	-	115,917	115,917	-	115,917	115,917	-	83,935	83,935	Direct Placement
Instrumen Utang										Debt Instrument
Obligasi	210,565	-	210,565	179,844	-	179,844	124,185	-	124,185	Bonds
Surat Berharga Pemerintah	66,381	-	66,381	110,537	-	110,537	139,948	-	139,948	Government Bonds
Kas dan Setara Kas										Cash and Cash Equivalent
Deposito on call	-	14,500	14,500	-	3,000	3,000	-	22,429	22,429	Deposit on call
Deposito	-	10,300	10,300	-	5,500	5,500	-	13,893	13,893	Deposit
Tabungan	-	2,058	2,058	-	7,920	7,920	-	969	969	Saving Account
Lain-lain	-	18,921	18,921	-	23,037	23,037	-	35,520	35,520	Others
Jumlah	581,124	161,696	742,820	571,817	155,374	727,191	594,447	156,746	751,193	Total

Jumlah yang diakui di laba/rugi adalah:

The amounts recognised in profit/loss are as follows:

	2017	2016	2015	
Bank CIMB Niaga				Bank CIMB Niaga
Biaya jasa kini setelah dikurangi kontribusi karyawan	(14,576)	(15,188)	(15,265)	Current service cost net of employees' contributions
Bunga bersih, termasuk dampak penyesuaian prospektif (lihat Catatan 2b)	(58,753)	(16,696)	10,127	Net Interest, including the effect of prospective adjustment (refer to Note 2b)
	(73,329)	(31,884)	(5,138)	
Entitas Anak	(48,343)	(13,455)	(19,908)	Subsidiary
Jumlah, disajikan sebagai bagian dari beban tenaga kerja	(121,672)	(45,339)	(25,046)	Total, included in personnel expenses

Mutasi saldo liabilitas yang diakui di dalam laporan posisi keuangan konsolidasian adalah:

The liability movement recognised in the consolidated statements of financial position:

**PT BANK CIMB NIAGA Tbk
DAN ENTITAS ANAK/AND SUBSIDIARY**

**CATATAN ATAS LAPORAN KEUANGAN KONSOLIDASIAN
31 DESEMBER 2017, 2016, DAN 2015
SERTA TAHUN-TAHUN YANG BERAKHIR
31 DESEMBER 2017, 2016, DAN 2015**
(Dinyatakan dalam jutaan Rupiah, kecuali dinyatakan lain)

**NOTES TO THE CONSOLIDATED FINANCIAL STATEMENTS
31 DECEMBER 2017, 2016, AND 2015
AND FOR THE YEARS ENDED
31 DECEMBER 2017, 2016, AND 2015**
(Expressed in millions of Rupiah, unless otherwise stated)

45. LIABILITAS IMBALAN KERJA (lanjutan)

45. EMPLOYEE BENEFIT OBLIGATIONS (continued)

Imbalan Pensiun (lanjutan)

Pension benefits (continued)

a. Manfaat pasti (lanjutan)

a. Defined benefit plan (continued)

	2017	2016	2015	
Saldo awal	(38,406)	-	(1,345)	<i>Beginning balance</i>
Beban tahun berjalan	(73,329)	(31,884)	(5,138)	<i>Current year expense</i>
Jumlah yang diakui pada pendapatan komprehensif lain	(65,861)	(44,682)	(13,446)	<i>Total amount recognized in other comprehensive income</i>
Kontribusi pemberi kerja terhadap dana pensiun	24,940	38,160	19,929	<i>Employer contribution to the pension fund</i>
	(152,656)	(38,406)	-	
Entitas Anak	(4,273)	(33,989)	(31,216)	Subsidiary
Saldo akhir	(156,929)	(72,395)	(31,216)	<i>Ending balance</i>

Sensitivitas dari kewajiban manfaat pasti terhadap perubahan asumsi aktuarial adalah sebagai berikut:

The sensitivity of defined benefit obligation to changes in the weighted assumptions is as follow :

	Dampak terhadap kewajiban manfaat pasti/ Impact on defined benefit obligation					
	2017		2016		2015	
	Nilai kini kewajiban manfaat pasti/ Present value of defined benefit obligation	Biaya jasa kini/ Current service cost	Nilai kini kewajiban manfaat pasti/ Present value of defined benefit obligation	Biaya jasa kini/ Current service cost	Nilai kini kewajiban manfaat pasti/ Present value of defined benefit obligation	Biaya jasa kini/ Current service cost
Tingkat diskonto	797,532	97,945	728,055	37,542	688,253	34,531
	851,949	43,529	777,423	(11,826)	737,352	(14,568)
	851,799	43,678	777,658	(12,061)	737,790	(15,006)
Tingkat kenaikan gaji	797,205	98,272	727,442	38,155	687,464	35,320

Analisis sensitivitas didasarkan pada perubahan atas satu asumsi aktuarial dimana asumsi lainnya dianggap konstan. Dalam perhitungan sensitivitas kewajiban imbalan pasti atas asumsi aktuarial utama, metode yang sama (perhitungan nilai kini kewajiban imbalan pasti dengan menggunakan metode *projected unit credit* di akhir periode) telah diterapkan seperti dalam penghitungan kewajiban pensiun yang diakui dalam laporan posisi keuangan.

The sensitivity analysis is based on a change in one assumption while holding all other assumptions constant. When calculating the sensitivity of the defined benefit obligation to significant actuarial assumptions, the same method (present value of the defined benefit obligation calculated with the projected unit credit method at the end of the reporting period) has been applied as when calculating the pension liability recognised within the statement of financial position.

Investasi telah terdiversifikasi dengan baik, sehingga kinerja buruk satu investasi tidak akan memberikan dampak material bagi seluruh kelompok aset. Proporsi terbesar aset investasi ditempatkan pada instrumen ekuitas dan utang. Diyakini bahwa instrumen ekuitas dan utang memberikan imbal hasil yang paling baik dalam jangka panjang pada tingkatan risiko yang dapat diterima. Untuk program manfaat pasti sebagian instrumen ekuitas merupakan saham dan penempatan langsung.

Investments are well-diversified, such that the failure of any single investment would not have a material impact to the overall group of assets. The largest proportion of assets are invested in equity and debt instruments. Equity and debt instruments are expected to contribute best yields in long term at the acceptable risk level. For defined benefit program most of equity instruments are stocks and direct placement.

**PT BANK CIMB NIAGA Tbk
DAN ENTITAS ANAK/AND SUBSIDIARY**

**CATATAN ATAS LAPORAN KEUANGAN KONSOLIDASIAN
31 DESEMBER 2017, 2016, DAN 2015
SERTA TAHUN-TAHUN YANG BERAKHIR
31 DESEMBER 2017, 2016, DAN 2015**
(Dinyatakan dalam jutaan Rupiah, kecuali dinyatakan lain)

**NOTES TO THE CONSOLIDATED FINANCIAL STATEMENTS
31 DECEMBER 2017, 2016, AND 2015
AND FOR THE YEARS ENDED
31 DECEMBER 2017, 2016, AND 2015**
(Expressed in millions of Rupiah, unless otherwise stated)

45. LIABILITAS IMBALAN KERJA (lanjutan)

Imbalan Pensiun (lanjutan)

a. Manfaat pasti (lanjutan)

Hasil yang diharapkan dari aset program ditentukan dengan mempertimbangkan imbal hasil yang diharapkan atas aset yang mengacu pada kebijakan investasi. Hasil investasi bunga tetap didasarkan pada hasil pengembalian bruto pada tanggal pelaporan. Hasil yang diharapkan dari investasi ekuitas dan properti mencerminkan tingkat imbal hasil jangka panjang aktual yang terjadi untuk tiap-tiap pasar.

Kontribusi untuk program imbalan pasca kerja untuk tahun 2017 adalah Rp 24.940 (2016: Rp 38.159; 2015: Rp 34.773).

Risiko yang terekspos pada program manfaat pasti adalah adanya tingkat hasil investasi dibawah asumsi tingkat diskonto dan kenaikan gaji aktual yang lebih besar dari asumsi. Hal tersebut menimbulkan peningkatan iuran yang dibayarkan kepada Dana Pensiun.

Analisis jatuh tempo yang diharapkan dari manfaat pensiun adalah sebagai berikut:

2017					
	Dalam 1 tahun/ <i>Within 1 year</i>	2 sampai 5 tahun/ <i>Between 2 to 5 years</i>	Lebih dari 5 tahun/ <i>Over 5 years</i>	Jumlah/ <i>Total</i>	
Manfaat pasti	58,116	129,147	705,148	892,411	<i>Defined benefit</i>
2016					
	Dalam 1 tahun/ <i>Within 1 year</i>	2 sampai 5 tahun/ <i>Between 2 to 5 years</i>	Lebih dari 5 tahun/ <i>Over 5 years</i>	Jumlah/ <i>Total</i>	
Manfaat pasti	51,328	151,606	618,342	821,276	<i>Defined benefit</i>
2015					
	Dalam 1 tahun/ <i>Within 1 year</i>	2 sampai 5 tahun/ <i>Between 2 to 5 years</i>	Lebih dari 5 tahun/ <i>Over 5 years</i>	Jumlah/ <i>Total</i>	
Manfaat pasti	39,876	123,164	642,230	805,270	<i>Defined benefit</i>

b. Program iuran pasti

Program pensiun untuk seluruh karyawan eks Bank Lippo adalah Program Iuran Pasti yang dikelola oleh PT AIA Financial. Sedangkan untuk sebagian karyawan eks Bank Niaga dikelola oleh PT Asuransi Manulife.

Berikut ini adalah hal-hal yang diungkapkan dalam laporan aktuarial tanggal 17 Januari 2018, 13 Januari 2017 dan 29 Januari 2016 masing-masing dalam menghitung liabilitas pensiun pada tanggal 31 Desember 2017, 2016, dan 2015.

45. EMPLOYEE BENEFIT OBLIGATIONS (continued)

Pension benefits (continued)

a. Defined benefit plan (continued)

The expected return on plan assets is determined by considering the expected returns available on the assets in accordance to the current investment policy. Expected yields on fixed interest investments are based on gross redemption yields as of the reporting date. Expected returns on equity and property investments reflect long-term real rates of return experienced in the respective markets.

Contributions to post-employment benefit plans for the year 2017 is Rp 24,940 (2016: Rp 38,159; 2015: Rp 34,773).

The exposed risks in defined benefit pension plan is the lower return on investment compared to assumption on discount rate and the in the actual salary is higher than its assumption. These will cause an increase in benefit paid to Pension Fund.

Expected maturity analysis of undiscounted pension benefit is as follows:

b. Defined contribution plan

The defined contribution retirement plan for all ex Bank Lippo permanent employees is administered by PT AIA Financial. Meanwhile the defined contribution retirement plan for ex Bank Niaga employees is administered by PT Asuransi Manulife.

The following are disclosed in the actuarial report dated 17 January 2018, 13 January 2017 and 29 January 2016 to calculate the retirement benefits liability as at 31 December 2017, 2016, and 2015.

**PT BANK CIMB NIAGA Tbk
DAN ENTITAS ANAK/AND SUBSIDIARY**

**CATATAN ATAS LAPORAN KEUANGAN KONSOLIDASIAN
31 DESEMBER 2017, 2016, DAN 2015
SERTA TAHUN-TAHUN YANG BERAKHIR
31 DESEMBER 2017, 2016, DAN 2015**
(Dinyatakan dalam jutaan Rupiah, kecuali dinyatakan lain)

**NOTES TO THE CONSOLIDATED FINANCIAL STATEMENTS
31 DECEMBER 2017, 2016, AND 2015
AND FOR THE YEARS ENDED
31 DECEMBER 2017, 2016, AND 2015**
(Expressed in millions of Rupiah, unless otherwise stated)

45. LIABILITAS IMBALAN KERJA (lanjutan)

45. EMPLOYEE BENEFIT OBLIGATIONS (continued)

Imbalan Pensiun (lanjutan)

Pension benefits (continued)

b. Program iuran pasti (lanjutan)

b. Defined contribution plan (continued)

Asumsi-asumsi utama yang digunakan dalam menentukan biaya imbalan pensiun oleh aktuaria independen adalah:

The key assumptions used by the independent actuary for the calculation of pension benefit expenses, are as follows:

	2017	2016	2015	
Asumsi ekonomi:				Economic assumptions:
Tingkat diskonto	7,00% per tahun/ 7.00% per annum	8,25% per tahun/ 8.25% per annum	9% per tahun/ 9% per annum	Discount rate
Tingkat proyeksi / kenaikan gaji	8% per tahun/ 8% per annum	8% per tahun/ 8% per annum	8% per tahun/ 8% per annum	Salary increase rate
Asumsi lainnya:				Other assumptions:
Usia pensiun normal	55 tahun/ 55 years	55 tahun/ 55 years	55 tahun/ 55 years	Normal retirement age
Tingkat kematian	Tabel Mortalitas Indonesia 2011 (TMI 2011)/ Indonesian Mortality Table 2011 (TMI 2011)	Tabel Mortalitas Indonesia 2011 (TMI 2011)/ Indonesian Mortality Table 2011 (TMI 2011)	Tabel Mortalitas Indonesia 2011 (TMI 2011)/ Indonesian Mortality Table 2011 (TMI 2011)	Mortality rate
Tingkat cacat	10% dari TMI 2011/ 10% of TMI 2011	10% dari TMI 2011/ 10% of TMI 2011	10% dari TMI 2011/ 10% of TMI 2011	Disability rate
Imbal hasil atas aset program	7,00% per tahun/ 7.00% per annum	8,25% per tahun/ 8.25% per annum	9% per tahun/ 9% per annum	Implied rate of return on plan assets
Tingkat pengunduran diri	10% untuk usia sampai dengan 25 tahun, dan menurun dengan garis lurus 0% pada usia 44 tahun dan 1% setelahnya/ 10% up to age 25, then decreasing linearly to 0% at age 44 and 1% thereafter	10% untuk usia sampai dengan 25 tahun, dan menurun dengan garis lurus 0% pada usia 44 tahun dan 1% setelahnya/ 10% up to age 25, then decreasing linearly to 0% at age 44 and 1% thereafter	10% untuk usia sampai dengan 25 tahun, dan menurun dengan garis lurus 0% pada usia 44 tahun dan 1% setelahnya/ 10% up to age 25, then decreasing linearly to 0% at age 44 and 1% thereafter	Resignation rate
Proporsi pensiun normal	100%	100%	100%	Proportion of retirement

**PT BANK CIMB NIAGA Tbk
DAN ENTITAS ANAK/AND SUBSIDIARY**

**CATATAN ATAS LAPORAN KEUANGAN KONSOLIDASIAN
31 DESEMBER 2017, 2016, DAN 2015
SERTA TAHUN-TAHUN YANG BERAKHIR
31 DESEMBER 2017, 2016, DAN 2015**
(Dinyatakan dalam jutaan Rupiah, kecuali dinyatakan lain)

**NOTES TO THE CONSOLIDATED FINANCIAL STATEMENTS
31 DECEMBER 2017, 2016, AND 2015
AND FOR THE YEARS ENDED
31 DECEMBER 2017, 2016, AND 2015**
(Expressed in millions of Rupiah, unless otherwise stated)

45. LIABILITAS IMBALAN KERJA (lanjutan)

45. EMPLOYEE BENEFIT OBLIGATIONS (continued)

Imbalan Pensiun (lanjutan)

Pension benefits (continued)

b. Program iuran pasti (lanjutan)

b. Defined contribution plan (continued)

Asumsi tingkat pengembalian investasi dihitung berdasarkan proyeksi jangka panjang dengan mengacu pada tingkat pengembalian aktual historis.

The rate of return on investment is calculated based on long term outlook and take into account actual historical rate of return.

Jumlah liabilitas yang diakui di dalam laporan posisi keuangan konsolidasian adalah:

The liability recognised in the consolidated statements of financial position:

	2017	2016	2015	
Bank CIMB Niaga				Bank CIMB Niaga
Nilai wajar aset program	136,633	132,372	127,789	Fair value of plan assets
Nilai kini liabilitas manfaat pasti yang didanai	(769,306)	(637,149)	(599,254)	Present value of funded defined benefit obligation
Liabilitas yang diakui di laporan posisi keuangan konsolidasian	<u>(632,673)</u>	<u>(504,777)</u>	<u>(471,465)</u>	Liability recognised in consolidated statements of financial position

Mutasi nilai kini liabilitas iuran pasti yang didanai selama tahun berjalan adalah sebagai berikut:

The movement in the present value of funded defined contribution of the year are as follows:

	2017	2016	2015	
Nilai kini liabilitas pada awal tahun	637,149	599,254	665,970	Actual present value of obligation at beginning of the year
Biaya jasa tahun lalu - non vested	(1,678)	(1,413)	(1,285)	Past service cost - non vested
Biaya bunga	50,140	52,734	51,706	Interest cost
Biaya jasa kini - bruto	66,547	61,829	62,258	Gross current service cost
Pembayaran Imbalan pada periode berjalan	(64,662)	(65,970)	(70,684)	Benefit payments in period
Keuntungan kurtailmen	(91,872)	(44,807)	(66,953)	Curtailment gain
Efek perubahan asumsi aktuarial				Effect of changes in actuarial assumptions
Pengukuran kembali:				Remeasurements:
Kerugian/(keuntungan) aktuarial yang timbul dari perubahan asumsi keuangan	121,764	51,407	(65,210)	Actuarial losses/(gains) from changes in financial assumption
Kerugian/(keuntungan) aktuarial yang timbul dari perubahan asumsi masa kerja	51,918	(15,885)	23,452	Actuarial losses/(gains) from changes in experience assumption
Nilai kini liabilitas pada akhir tahun	<u>769,306</u>	<u>637,149</u>	<u>599,254</u>	Actual present value of obligation at ending of the year

**PT BANK CIMB NIAGA Tbk
DAN ENTITAS ANAK/AND SUBSIDIARY**

**CATATAN ATAS LAPORAN KEUANGAN KONSOLIDASIAN
31 DESEMBER 2017, 2016, DAN 2015
SERTA TAHUN-TAHUN YANG BERAKHIR
31 DESEMBER 2017, 2016, DAN 2015**
(Dinyatakan dalam jutaan Rupiah, kecuali dinyatakan lain)

**NOTES TO THE CONSOLIDATED FINANCIAL STATEMENTS
31 DECEMBER 2017, 2016, AND 2015
AND FOR THE YEARS ENDED
31 DECEMBER 2017, 2016, AND 2015**
(Expressed in millions of Rupiah, unless otherwise stated)

45. LIABILITAS IMBALAN KERJA (lanjutan)

45. EMPLOYEE BENEFIT OBLIGATIONS (continued)

Imbalan Pensiun (lanjutan)

Pension benefits (continued)

b. Program iuran pasti (lanjutan)

b. Defined contribution plan (continued)

Rekonsiliasi nilai wajar aset program adalah:

The reconciliation of fair value of plan assets is as follows:

	2017	2016	2015	
Saldo awal	132,372	127,789	143,404	Beginning balance
Bunga	8,495	9,740	2,379	Interest
Kerugian aktuarial	(4,234)	(5,157)	-	Actuarial loss
Pembayaran selama tahun berjalan	-	-	(17,994)	Benefit payments during the year
Saldo akhir	<u>136,633</u>	<u>132,372</u>	<u>127,789</u>	Ending balance

Aset program pada tanggal 31 Desember 2017, 2016, dan 2015 adalah dalam bentuk giro dan deposito berjangka.

Plan assets as at 31 December 2017, 2016, and 2015 were in form of current accounts and time deposits.

Jumlah yang diakui di laba/rugi adalah:

The amounts recognised in profit/loss are as follows:

	2017	2016	2015	
Bank CIMB Niaga				Bank CIMB Niaga
Biaya jasa kini setelah dikurangi kontribusi karyawan	(66,547)	(61,829)	(62,258)	Current service cost net of employees' contributions
Bunga bersih, termasuk dampak penyesuaian prospektif (lihat Catatan 2b)	(41,644)	(42,994)	(41,805)	Net Interest, including the effect of prospective adjustment (refer to Note 2b)
Biaya jasa tahun lalu	1,678	1,413	5,674	Past service cost
Keuntungan kurtailmen	91,872	44,808	66,953	Curtailment gain
Pembayaran manfaat	(68,794)	(160,009)	(280,977)	Benefit paid
Jumlah, disajikan sebagai bagian dari beban tenaga kerja	<u>(83,435)</u>	<u>(218,611)</u>	<u>(312,413)</u>	Total, included in personnel expenses

Jumlah yang diakui di laporan posisi keuangan konsolidasian adalah:

The amounts recognised in the consolidated statements of financial position are as follows:

	2017	2016	2015	
Saldo awal	(504,777)	(471,465)	(506,311)	Beginning balance
Beban imbalan kerja yang diakui tahun berjalan	(83,435)	(218,611)	(312,413)	Employee benefit expense recognised in the current year
Jumlah yang diakui pada pendapatan komprehensif lain	(177,917)	(40,680)	13,590	Total amount recognized in other comprehensive income
Pembayaran imbalan	133,456	225,979	333,669	Actual benefit payments
Saldo akhir	<u>(632,673)</u>	<u>(504,777)</u>	<u>(471,465)</u>	Ending balance

Sensitivitas dari kewajiban iuran pasti terhadap perubahan asumsi aktuarial adalah sebagai berikut:

The sensitivity of defined contribution obligation to changes in the weighted assumptions is as follow:

		Dampak terhadap kewajiban iuran pasti/ Impact on defined contribution obligation						
		2017		2016		2015		
		Nilai kini kewajiban iuran pasti/ Present value of contribution obligation		Nilai kini kewajiban iuran pasti/ Present value of contribution obligation		Nilai kini kewajiban iuran pasti/ Present value of contribution obligation		
		Biaya jasa kini/ Current service cost		Biaya jasa kini/ Current service cost		Biaya jasa kini/ Current service cost		
Tingkat diskonto	Perubahan Asumsi/ Change in Assumption	674,007	95,299	564,098	73,051	536,827	62,427	
	Penurunan/decrease 1%	879,616	(110,310)	724,670	(87,521)	674,884	(75,630)	Discount rate
	Kenaiakan/increase 1%	875,205	(105,899)	722,206	(85,057)	673,294	(74,040)	
Tingkat kenaikan gaji	Perubahan Asumsi/ Change in Assumption	676,024	93,282	564,795	72,354	536,974	62,280	Salary increase rate
	Penurunan/decrease 1%							

**PT BANK CIMB NIAGA Tbk
DAN ENTITAS ANAK/AND SUBSIDIARY**

**CATATAN ATAS LAPORAN KEUANGAN KONSOLIDASIAN
31 DESEMBER 2017, 2016, DAN 2015
SERTA TAHUN-TAHUN YANG BERAKHIR
31 DESEMBER 2017, 2016, DAN 2015**
(Dinyatakan dalam jutaan Rupiah, kecuali dinyatakan lain)

**NOTES TO THE CONSOLIDATED FINANCIAL STATEMENTS
31 DECEMBER 2017, 2016, AND 2015
AND FOR THE YEARS ENDED
31 DECEMBER 2017, 2016, AND 2015**
(Expressed in millions of Rupiah, unless otherwise stated)

45. LIABILITAS IMBALAN KERJA (lanjutan)

Imbalan Pensiun (lanjutan)

b. Program iuran pasti (lanjutan)

Analisis sensitivitas didasarkan pada perubahan atas satu asumsi aktuarial dimana asumsi lainnya dianggap konstan. Dalam perhitungan sensitivitas kewajiban iuran pasti atas asumsi aktuarial utama, metode yang sama (perhitungan nilai kini kewajiban iuran pasti dengan menggunakan metode *projected unit credit* di akhir periode) telah diterapkan seperti dalam penghitungan kewajiban pensiun yang diakui dalam laporan posisi keuangan.

Sedangkan risiko yang terekspos pada program iuran pasti adalah hasil investasi dibawah tingkat diskonto. Hal ini akan mengakibatkan akumulasi iuran aktual lebih kecil dari nilai yang diasumsikan sehingga mengakibatkan selisih pembayaran terhadap Undang-Undang Ketenagakerjaan akan meningkat dan berdampak pada beban dan liabilitas yang akan meningkat pula.

Analisis jatuh tempo yang diharapkan dari manfaat pensiun adalah sebagai berikut:

		2017				
		Dalam 1 tahun/ <i>Within 1 year</i>	2 sampai 5 tahun/ <i>Between 2 to 5 years</i>	Lebih dari 5 tahun/ <i>Over 5 years</i>	Jumlah/ <i>Total</i>	
luran pasti		51,232	236,808	1,276,734	1,564,774	<i>Defined contribution</i>
		2016				
		Dalam 1 tahun/ <i>Within 1 year</i>	2 sampai 5 tahun/ <i>Between 2 to 5 years</i>	Lebih dari 5 tahun/ <i>Over 5 years</i>	Jumlah/ <i>Total</i>	
luran pasti		58,806	208,462	909,747	1,177,015	<i>Defined contribution</i>
		2015				
		Dalam 1 tahun/ <i>Within 1 year</i>	2 sampai 5 tahun/ <i>Between 2 to 5 years</i>	Lebih dari 5 tahun/ <i>Over 5 years</i>	Jumlah/ <i>Total</i>	
luran pasti		49,770	211,278	772,957	1,034,005	<i>Defined contribution</i>

c. Liabilitas imbalan pasca-kerja lainnya

Liabilitas imbalan pasca-kerja lainnya meliputi uang jasa, uang pisah, pesangon, imbalan kerja jangka panjang, dan kompensasi lainnya, dikompensasikan dengan imbalan pensiun.

45. EMPLOYEE BENEFIT OBLIGATIONS (continued)

Pension benefits (continued)

b. Defined contribution plan (continued)

The sensitivity analyses are based on a change in an assumption while holding all other assumptions constant. When calculating the sensitivity of the defined contribution obligation to significant actuarial assumptions the same method (present value of the defined contribution obligation calculated with the projected unit credit method at the end of the reporting period) has been applied as when calculating the pension liability recognised within the statement of financial position.

The exposed risks in defined contribution plan is the lower return on investment compared to assumption on discount rate and therefore, will cause accumulated actual contribution is lower than its assumption, increase the difference in the amount of contribution based on Employment Act, and will also increase the amount of the related expenses and liabilities.

Expected maturity analysis of undiscounted pension benefit is as follows:

c. Other post-retirement obligations

Other post-retirement obligations consist of service payments, severance payments, termination benefits, long term service awards, and other compensation, compensated with retirement benefits.

**PT BANK CIMB NIAGA Tbk
DAN ENTITAS ANAK/AND SUBSIDIARY**

**CATATAN ATAS LAPORAN KEUANGAN KONSOLIDASIAN
31 DESEMBER 2017, 2016, DAN 2015
SERTA TAHUN-TAHUN YANG BERAKHIR
31 DESEMBER 2017, 2016, DAN 2015**
(Dinyatakan dalam jutaan Rupiah, kecuali dinyatakan lain)

**NOTES TO THE CONSOLIDATED FINANCIAL STATEMENTS
31 DECEMBER 2017, 2016, AND 2015
AND FOR THE YEARS ENDED
31 DECEMBER 2017, 2016, AND 2015**
(Expressed in millions of Rupiah, unless otherwise stated)

45. LIABILITAS IMBALAN KERJA (lanjutan)

45. EMPLOYEE BENEFIT OBLIGATIONS (continued)

Imbalan pensiun (lanjutan)

Pension benefits (continued)

c. Liabilitas imbalan pasca-kerja lainnya (lanjutan)

c. Other post-retirement obligations (continued)

Asumsi-asumsi utama yang digunakan dalam menentukan biaya imbalan pensiun oleh aktuaria independen adalah:

The key assumptions used by the independent actuary for the calculation of pension benefit expenses, are as follows:

	2017	2016	2015	
Asumsi ekonomi:				Economic assumptions:
Tingkat diskonto	7,00% per tahun/ 7.00% per annum	8,25% per tahun/ 8.25% per annum	9% per tahun/ 9% per annum	Discount rate
Tingkat proyeksi / kenaikan gaji	8% per tahun/ 8% per annum	8% per tahun/ 8% per annum	8% per tahun/ 8% per annum	Salary increase rate
Asumsi lainnya:				Other assumptions:
Usia pensiun normal	55 tahun/ 55 years	55 tahun/ 55 years	55 tahun/ 55 years	Normal retirement age
Tingkat kematian	Tabel Mortalitas Indonesia 2011 (TMI 2011)/ Indonesian Mortality Table 2011 (TMI 2011)	Tabel Mortalitas Indonesia 2011 (TMI 2011)/ Indonesian Mortality Table 2011 (TMI 2011)	Tabel Mortalitas Indonesia 2011 (TMI 2011)/ Indonesian Mortality Table 2011 (TMI 2011)	Mortality rate
Tingkat cacat	10% dari TMI 2011/ 10% of TMI 2011	10% dari TMI 2011/ 10% of TMI 2011	10% dari TMI 2011/ 10% of TMI 2011	Disability rate
Tingkat pengunduran diri	10% untuk usia sampai dengan 25 tahun, dan menurun dengan garis lurus 0% pada usia 44 tahun dan 1% setelahnya/ 10% up to age 25, then decreasing linearly to 0% at age 44 and 1% thereafter	10% untuk usia sampai dengan 25 tahun, dan menurun dengan garis lurus 0% pada usia 44 tahun dan 1% setelahnya/ 10% up to age 25, then decreasing linearly to 0% at age 44 and 1% thereafter	10% untuk usia sampai dengan 25 tahun, dan menurun dengan garis lurus 0% pada usia 44 tahun dan 1% setelahnya/ 10% up to age 25, then decreasing linearly to 0% at age 44 and 1% thereafter	Resignation rate
Proporsi pensiun normal	100%	100%	100%	Proportion of retirement

**PT BANK CIMB NIAGA Tbk
DAN ENTITAS ANAK/AND SUBSIDIARY**

**CATATAN ATAS LAPORAN KEUANGAN KONSOLIDASIAN
31 DESEMBER 2017, 2016, DAN 2015
SERTA TAHUN-TAHUN YANG BERAKHIR
31 DESEMBER 2017, 2016, DAN 2015**
(Dinyatakan dalam jutaan Rupiah, kecuali dinyatakan lain)

**NOTES TO THE CONSOLIDATED FINANCIAL STATEMENTS
31 DECEMBER 2017, 2016, AND 2015
AND FOR THE YEARS ENDED
31 DECEMBER 2017, 2016, AND 2015**
(Expressed in millions of Rupiah, unless otherwise stated)

45. LIABILITAS IMBALAN KERJA (lanjutan)

45. EMPLOYEE BENEFIT OBLIGATIONS (continued)

Imbalan pensiun (lanjutan)

Pension benefits (continued)

c. Liabilitas imbalan pasca-kerja lainnya (lanjutan)

c. Other post-retirement obligations (continued)

Jumlah yang diakui di laporan posisi keuangan konsolidasian adalah:

The amounts recognised in the consolidated statements of financial position are as follows:

	2017	2016	2015	
Nilai kini liabilitas	(74,918)	(66,887)	(24,184)	Present value of obligation
Liabilitas yang diakui di laporan posisi keuangan konsolidasian	<u>(74,918)</u>	<u>(66,887)</u>	<u>(24,184)</u>	Liability recognised in consolidated statements of financial position

Jumlah yang diakui sebagai laba/rugi adalah:

The amounts recognised as profit/loss are as follows:

	2017	2016	2015	
Biaya jasa kini	7,058	2,281	2,399	Current service cost
Beban bunga	5,291	1,974	2,150	Interest cost
Biaya jasa tahun lalu - vested	603	44,317	(4,427)	Prior service cost - vested
Jumlah, disajikan sebagai bagian dari beban tenaga kerja	<u>12,952</u>	<u>48,572</u>	<u>122</u>	Total, included in personnel expense

Mutasi saldo liabilitas yang diakui di dalam laporan posisi keuangan konsolidasian adalah:

The liability movement recognised in the consolidated statements of financial position:

	2017	2016	2015	
Saldo awal	(66,887)	(24,184)	(30,203)	Beginning balance
Beban tahun berjalan	(12,952)	(48,572)	(122)	Current year expense
Pembayaran imbalan	4,921	5,869	6,141	Actual benefit payments
Saldo akhir	<u>(74,918)</u>	<u>(66,887)</u>	<u>(24,184)</u>	Ending balance

Sensitivitas dari liabilitas imbalan pasca-kerja lainnya terhadap perubahan asumsi aktuarial adalah sebagai berikut:

The sensitivity of other post-retirement obligations to changes in the weighted assumptions is as follow:

	Dampak terhadap liabilitas imbalan pasca-kerja lainnya/ Impact on Other post-retirement obligations						
	2017		2016		2015		
	Nilai kini imbalan kerja lainnya/ Present value of other employee benefit obligation	Biaya jasa kini/ Current service cost	Nilai kini imbalan kerja lainnya/ Present value of other employee benefit obligation	Biaya jasa kini/ Current service cost	Nilai kini imbalan kerja lainnya/ Present value of other employee benefit obligation	Biaya jasa kini/ Current service cost	
Tingkat diskonto	69,215	5,703	61,958	4,929	22,899	1,285	Discount rate
	81,398	(6,480)	72,468	(5,581)	25,599	(1,415)	
Tingkat kenaikan gaji	81,270	(6,352)	72,432	(5,545)	24,184	-	Salary increase rate
	69,220	5,698	61,903	4,984	24,184	-	

**PT BANK CIMB NIAGA Tbk
DAN ENTITAS ANAK/AND SUBSIDIARY**

**CATATAN ATAS LAPORAN KEUANGAN KONSOLIDASIAN
31 DESEMBER 2017, 2016, DAN 2015
SERTA TAHUN-TAHUN YANG BERAKHIR
31 DESEMBER 2017, 2016, DAN 2015**
(Dinyatakan dalam jutaan Rupiah, kecuali dinyatakan lain)

**NOTES TO THE CONSOLIDATED FINANCIAL STATEMENTS
31 DECEMBER 2017, 2016, AND 2015
AND FOR THE YEARS ENDED
31 DECEMBER 2017, 2016, AND 2015**
(Expressed in millions of Rupiah, unless otherwise stated)

45. LIABILITAS IMBALAN KERJA (lanjutan)

Imbalan pensiun (lanjutan)

c. Liabilitas imbalan pasca-kerja lainnya (lanjutan)

Analisis sensitivitas didasarkan pada perubahan atas satu asumsi aktuarial dimana asumsi lainnya dianggap konstan. Dalam perhitungan sensitivitas liabilitas imbalan pasca-kerja lainnya atas asumsi aktuarial utama, metode yang sama (perhitungan nilai kini liabilitas imbalan pasca-kerja lainnya dengan menggunakan metode *projected unit credit* di akhir periode) telah diterapkan seperti dalam penghitungan kewajiban pensiun yang diakui dalam laporan posisi keuangan.

Analisis jatuh tempo yang diharapkan dari manfaat pensiun adalah sebagai berikut:

2017					
	Dalam 1 tahun/ <i>Within 1 year</i>	2 sampai 5 tahun/ <i>Between 2 to 5 years</i>	Lebih dari 5 tahun/ <i>Over 5 years</i>	Jumlah/ <i>Total</i>	
Imbalan pasca-kerja lainnya	3,375	29,822	94,643	127,840	<i>Other post-retirement obligation</i>
2016					
	Dalam 1 tahun/ <i>Within 1 year</i>	2 sampai 5 tahun/ <i>Between 2 to 5 years</i>	Lebih dari 5 tahun/ <i>Over 5 years</i>	Jumlah/ <i>Total</i>	
Imbalan pasca-kerja lainnya	5,506	25,066	82,478	113,050	<i>Other post-retirement obligation</i>
2015					
	Dalam 1 tahun/ <i>Within 1 year</i>	2 sampai 5 tahun/ <i>Between 2 to 5 years</i>	Lebih dari 5 tahun/ <i>Over 5 years</i>	Jumlah/ <i>Total</i>	
Imbalan pasca-kerja lainnya	4,257	11,508	21,317	37,082	<i>Defined contribution</i>

46. PROGRAM KEPEMILIKAN SAHAM

Program Kepemilikan Saham (EOP)

EOP diberikan pada bulan Maret 2011 oleh Grup CIMB dimana Grup CIMB dalam hal ini memberikan saham biasa atas Grup CIMB untuk karyawan-karyawan tertentu (*Senior Vice President (SVP)* dan *Executive Vice President (EVP)* dan Direksi) yang akan dibebankan langsung kepada Bank CIMB Niaga. Berdasarkan EOP tersebut, bagian dari remunerasi karyawan-karyawan tertentu tersebut akan digunakan untuk membeli saham biasa Grup CIMB dari pasar. Saham yang dibeli akan diberikan secara progresif kepada karyawan yang berhak berdasarkan tanggal-tanggal tertentu setelah tanggal pembelian, tergantung pada hubungan kerja antara karyawan tersebut dan Bank CIMB Niaga.

45. EMPLOYEE BENEFIT OBLIGATIONS (continued)

Pension benefits (continued)

c. Other post-retirement obligations (continued)

The sensitivity analyses are based on a change in an assumption while holding all other assumptions constant. When calculating the sensitivity of the other post-retirement obligations to significant actuarial assumptions the same method (present value of the other post-retirement obligations calculated with the projected unit credit method at the end of the reporting period) has been applied as when calculating the pension liability recognised within the statement of financial position.

Expected maturity analysis of undiscounted pension benefit is as follows:

46. EQUITY OWNERSHIP PLAN

Equity Ownership Plan (EOP)

The EOP was introduced in March 2011 by CIMB Group where CIMB Group will grant ordinary shares of CIMB Group to selected employees of Bank CIMB Niaga (*Senior Vice President (SVP)* and *Executive Vice President (EVP)* and Board of Directors) with a re-charge to Bank CIMB Niaga. Under the EOP, earmarked portions of variable remuneration of selected employees of Bank CIMB Niaga will be utilised to purchase ordinary shares of CIMB Group from the market. The purchased shares will be released progressively to the eligible employees at various dates after the purchase date, subject to continued employment.

**PT BANK CIMB NIAGA Tbk
DAN ENTITAS ANAK/AND SUBSIDIARY**

**CATATAN ATAS LAPORAN KEUANGAN KONSOLIDASIAN
31 DESEMBER 2017, 2016, DAN 2015
SERTA TAHUN-TAHUN YANG BERAKHIR
31 DESEMBER 2017, 2016, DAN 2015**
(Dinyatakan dalam jutaan Rupiah, kecuali dinyatakan lain)

**NOTES TO THE CONSOLIDATED FINANCIAL STATEMENTS
31 DECEMBER 2017, 2016, AND 2015
AND FOR THE YEARS ENDED
31 DECEMBER 2017, 2016, AND 2015**
(Expressed in millions of Rupiah, unless otherwise stated)

46. PROGRAM KEPEMILIKAN SAHAM (lanjutan)

Program Kepemilikan Saham (EOP) (lanjutan)

Perusahaan terkait akan bertindak mewakili Grup CIMB untuk melakukan administrasi atas EOP dan menyimpan saham tersebut selama periode sebelum tanggal penyerahan. Kelayakan akan keikutsertaan pada EOP ditentukan oleh kebijakan dari *Group Compensation Review Committee CIMB Group*.

Apabila terjadi pemutusan hubungan kerja selain pensiun, cacat atau kematian, karyawan tidak akan mendapatkan saham-saham yang belum diberikan.

Berikut ini adalah rincian EOP yang diberikan oleh Grup CIMB:

Tanggal pemberian EOP/ EOP granted date	Jumlah yang dibayar Bank kepada perusahaan yang dibentuk Grup CIMB/ Amount paid by Bank to the entity established by CIMB Group	Jumlah lembar saham/ Total shares	Harga rata-rata per lembar saham/ Average price per share (nilai penuh/ full amount) RM	Tanggal efektif/ Effective date	Tranche/ Tranche	
					Persentase/ Percentage	Periode vesting/ Vesting period
25 Maret/March 2013	43,374	1,220,675	7.74	1 April/April 2013	33.33%	1 April/April 2014
					33.33%	1 April/April 2015
					33.33%	1 Januari/January 2016
25 Maret/March 2014	32,084	1,250,297	7.15	31 Maret/March 2014	25.09%	31 Desember/December 2014
					24.97%	31 Maret/March 2015
					18.85%	31 Desember/December 2015
					24.97%	31 Maret/March 2016
					6.12%	31 Desember/December 2016
25 Maret/March 2015	13,997	651,688	5.97	1 April/April 2015	84.87%	31 Maret/March 2016
					7.56%	31 Maret/March 2017
					7.57%	31 Desember/December 2017
4 Maret/March 2015	4,043	216,400	5.28	1 Juni/June 2015	40.00%	1 Juni/June 2016
					30.00%	1 Juni/June 2017
					30.00%	1 Juni/June 2018
1 Januari/January 2016	900	62,900	4.33	1 Januari/January 2016	40.00%	6 Januari/January 2017
					30.00%	6 Januari/January 2018
					30.00%	6 Januari/January 2019
25 Maret/March 2016	22,575	1,587,881	4.17	1 April/April 2016	33.33%	31 Maret/March 2017
					33.33%	31 Maret/March 2018
					33.33%	31 Desember/December 2018
					40.00%	1 Juni/June 2017
1 Juli/July 2016	1,000	70,300	4.26	1 Juli/July 2016	30.00%	1 Juni/June 2018
					30.00%	1 Juni/June 2019
					40.00%	1 Juni/June 2019
25 Maret/March 2017	29,813	1,824,198	5.28	1 April/April 2017	33.33%	31 Maret/March 2018
					33.33%	31 Maret/March 2019
					33.33%	31 Desember/December 2019

46. EQUITY OWNERSHIP PLAN (continued)

Equity Ownership Plan (EOP) (continued)

A related company will act on behalf of CIMB Group to administer the EOP and to hold the shares in trust up to the pre-determined transfer date. The eligibility of participation in the EOP shall be at the discretion of the *Group Compensation Review Committee of CIMB Group*.

In the case of termination of employment other than retirement, disability or death, employee will not receive any unreleased shares.

Below is the detail of EOP granted by CIMB Group:

**PT BANK CIMB NIAGA Tbk
DAN ENTITAS ANAK/AND SUBSIDIARY**

**CATATAN ATAS LAPORAN KEUANGAN KONSOLIDASIAN
31 DESEMBER 2017, 2016, DAN 2015
SERTA TAHUN-TAHUN YANG BERAKHIR
31 DESEMBER 2017, 2016, DAN 2015**
(Dinyatakan dalam jutaan Rupiah, kecuali dinyatakan lain)

**NOTES TO THE CONSOLIDATED FINANCIAL STATEMENTS
31 DECEMBER 2017, 2016, AND 2015
AND FOR THE YEARS ENDED
31 DECEMBER 2017, 2016, AND 2015**
(Expressed in millions of Rupiah, unless otherwise stated)

46. PROGRAM KEPEMILIKAN SAHAM (lanjutan)

46. EQUITY OWNERSHIP PLAN (continued)

Program Kepemilikan Saham (EOP) (lanjutan)

Equity Ownership Plan (EOP) (continued)

Berikut ini adalah mutasi jumlah hak atas lembar saham yang telah diberikan:

Below is the movement of entitlements shares granted:

	2017	2016	2015	
Saldo awal	1,940,076	1,260,156	1,405,020	Beginning balance
Diberikan	1,824,198	1,721,081	868,088	Granted
Eksekusi ^(*)	(791,039)	(1,041,161)	(1,012,952)	Exercised ^(*)
Saldo akhir	2,973,235	1,940,076	1,260,156	Ending balance

^(*) Vested/Pengunduran diri

^(*) Vested/resignation

47. LABA PER SAHAM DASAR DAN DILUSIAN

47. BASIC AND DILUTIVE EARNINGS PER SHARE

Laba per saham dasar

Basic earnings per share

Laba per saham dasar dihitung dengan membagi laba bersih yang tersedia bagi pemegang saham dengan rata-rata tertimbang saham biasa yang beredar pada tahun yang bersangkutan.

Basic earnings per share is calculated by dividing the net profit attributable to shareholders by the weighted average number of ordinary shares on issue during the year.

	2017	2016	2015	
Laba bersih yang tersedia bagi pemegang saham	2,977,675	2,081,687	427,831	Net profit attributable to shareholders
Penyesuaian atas kerugian terhadap uang yang dikeluarkan untuk pembelian saham treasury - setelah pajak	(1,476)	-	-	Loss on interest on cash paid out for the purchase of treasury shares - net of tax
Laba bersih yang digunakan dalam perhitungan laba per saham	2,976,199	2,081,687	427,831	Net profit used in calculating earnings per share
Rata-rata tertimbang saham biasa yang beredar (dalam ribuan) (termasuk dana setoran modal)	25,115,406	25,131,607	25,131,607	Weighted average number of ordinary share on issue (in thousands) (including capital paid in advance)
Laba per saham dasar (nilai penuh)	118.50	82.83	17.02	Basic earnings per share (full amount)

Rata-rata tertimbang saham biasa yang beredar dihitung berdasarkan jumlah saham biasa yang beredar pada posisi tiap akhir bulan sesuai dengan data dari Biro Administrasi Efek.

The weighted average number of ordinary shares on issue is calculated based on the number of ordinary shares on issue at the end of month based on the data from Securities Administration Bureau.

Untuk tahun 2017, perhitungan rata-rata tertimbang saham biasa yang beredar telah mempertimbangkan jumlah saham treasury.

For the year 2017, the calculation of the weighted average number of ordinary shares on issue has considered the number of treasury shares.

**PT BANK CIMB NIAGA Tbk
DAN ENTITAS ANAK/AND SUBSIDIARY**

**CATATAN ATAS LAPORAN KEUANGAN KONSOLIDASIAN
31 DESEMBER 2017, 2016, DAN 2015
SERTA TAHUN-TAHUN YANG BERAKHIR
31 DESEMBER 2017, 2016, DAN 2015**
(Dinyatakan dalam jutaan Rupiah, kecuali dinyatakan lain)

**NOTES TO THE CONSOLIDATED FINANCIAL STATEMENTS
31 DECEMBER 2017, 2016, AND 2015
AND FOR THE YEARS ENDED
31 DECEMBER 2017, 2016, AND 2015**
(Expressed in millions of Rupiah, unless otherwise stated)

47. LABA PER SAHAM DASAR DAN DILUSIAN (lanjutan)

**47. BASIC AND DILUTIVE EARNINGS PER SHARE
(continued)**

Laba per saham dilusian

Diluted earnings per share

Dalam perhitungan laba bersih per saham dilusian jumlah rata-rata tertimbang jumlah yang beredar disesuaikan dengan asumsi bahwa semua efek berpotensi saham biasa yang sifatnya dilutif dikonversi.

Diluted earnings per share is calculated by adjusting the weighted average number of ordinary shares outstanding to assume conversion of all dilutive potential ordinary shares.

Pada tanggal 31 Desember 2017, 2016, dan 2015, Bank CIMB Niaga tidak memiliki potensi saham yang bersifat *dilutive*.

As at 31 December 2017, 2016, and 2015, Bank CIMB Niaga has no dilutive potential shares.

48. KOMITMEN DAN KONTINJENSI - BERSIH

48. COMMITMENTS AND CONTINGENCIES - NET

Dalam bisnis normal perbankan, Bank CIMB Niaga mempunyai komitmen dan kontinjensi yang tidak disajikan dalam laporan posisi keuangan konsolidasian.

As part of normal banking business, Bank CIMB Niaga has commitments and contingencies that are not presented in the consolidated statement of financial position.

Ikhtisar komitmen dan kontinjensi Bank CIMB Niaga yang dinyatakan dalam nilai kontrak setara dengan mata uang Rupiah adalah:

The following is a summary of Bank CIMB Niaga commitments and contingencies at the equivalent Rupiah contractual amounts:

	<u>2017</u>	<u>2016</u>	<u>2015</u>	
KOMITMEN				COMMITMENTS
Liabilitas komitmen				Commitments payable
Fasilitas penyediaan dana yang belum digunakan	(58,955,494)	(64,427,320)	(58,374,051)	<i>Unutilised portion of fund facilities</i>
<i>Irrevocable letters of credit</i> yang masih berjalan	(2,713,810)	(2,072,238)	(1,444,412)	<i>Outstanding irrevocable letters of credit</i>
Lain-lain	(416,431)	(69,516)	(64,786)	<i>Others</i>
Jumlah liabilitas komitmen	<u>(62,085,735)</u>	<u>(66,569,074)</u>	<u>(59,883,249)</u>	<i>Total commitments payable</i>
Komitmen - bersih	<u>(62,085,735)</u>	<u>(66,569,074)</u>	<u>(59,883,249)</u>	<i>Commitments - net</i>
KONTINJENSI				CONTINGENCIES
Tagihan kontinjensi				Contingent receivables
Garansi yang diterima	18,321	1,178,145	1,182,988	<i>Guarantees received</i>
Penghasilan bunga dalam penyelesaian	1,013,119	1,325,174	1,078,371	<i>Interest receivable on non-performing assets</i>
Jumlah tagihan kontinjensi	<u>1,031,440</u>	<u>2,503,319</u>	<u>2,261,359</u>	<i>Total contingent receivables</i>
Liabilitas kontinjensi				Contingent payables
Garansi yang diterbitkan	(4,892,293)	(4,029,469)	(4,007,392)	<i>Guarantees issued</i>
Lain-lain	(4)	-	-	<i>Others</i>
Jumlah liabilitas kontinjensi	<u>(4,892,297)</u>	<u>(4,029,469)</u>	<u>(4,007,392)</u>	<i>Total contingent payables</i>
Kontinjensi - bersih	<u>(3,860,857)</u>	<u>(1,526,150)</u>	<u>(1,746,033)</u>	<i>Contingencies - net</i>
KOMITMEN DAN KONTINJENSI - BERSIH	<u>(65,946,592)</u>	<u>(68,095,224)</u>	<u>(61,629,282)</u>	COMMITMENTS AND CONTINGENCIES - NET

**PT BANK CIMB NIAGA Tbk
DAN ENTITAS ANAK/AND SUBSIDIARY**

**CATATAN ATAS LAPORAN KEUANGAN KONSOLIDASIAN
31 DESEMBER 2017, 2016, DAN 2015
SERTA TAHUN-TAHUN YANG BERAKHIR
31 DESEMBER 2017, 2016, DAN 2015**
(Dinyatakan dalam jutaan Rupiah, kecuali dinyatakan lain)

**NOTES TO THE CONSOLIDATED FINANCIAL STATEMENTS
31 DECEMBER 2017, 2016, AND 2015
AND FOR THE YEARS ENDED
31 DECEMBER 2017, 2016, AND 2015**
(Expressed in millions of Rupiah, unless otherwise stated)

48. KOMITMEN DAN KONTINJENSI – BERSIH (lanjutan)

Komitmen dan kontinjensi yang berhubungan dengan derivatif disajikan di Catatan 11.

Rincian liabilitas komitmen dan kontinjensi untuk fasilitas penyediaan dana yang belum digunakan, *irrevocable letters of credit* yang masih berjalan, dan garansi yang diterbitkan berdasarkan kolektibilitas dan mata uang adalah:

**48. COMMITMENTS AND CONTINGENCIES – NET
(continued)**

The commitments and contingencies relating to derivative transaction is disclosed in Note 11.

The details of commitments and contingencies payables for unutilised portion of fund facilities, outstanding *irrevocable letters of credit*, and guarantees issued based on collectibility and currency are as follows:

		2017					
		Dalam Perhatian Khusus/					
		Lancar/ Pass	Special Mention	Kurang Lancar/ Substandard	Diragukan/ Doubtful	Macet/ Loss	Jumlah/ Total
Rupiah							Rupiah
Fasilitas penyediaan dana yang belum digunakan	47,997,797	91,692	-	-	-	48,089,489	Unutilised portion of fund facilities
<i>Irrevocable letters of credit</i> yang masih berjalan	686,827	-	-	-	-	686,827	Outstanding <i>irrevocable letters of credit</i>
Garansi yang diterbitkan	3,966,550	-	-	-	-	3,966,550	Guarantees issued
Sub jumlah	52,651,174	91,692	-	-	-	52,742,866	Sub total
Mata Uang Asing							Foreign currencies
Fasilitas penyediaan dana yang belum digunakan	10,861,915	4,090	-	-	-	10,866,005	Unutilised portion of fund facilities
<i>Irrevocable letters of credit</i> yang masih berjalan	2,026,983	-	-	-	-	2,026,983	Outstanding <i>irrevocable letters of credit</i>
Garansi yang diterbitkan	925,743	-	-	-	-	925,743	Guarantees issued
Sub jumlah	13,814,641	4,090	-	-	-	13,818,731	Sub total
	66,465,815	95,782	-	-	-	66,561,597	
Dikurangi: Estimasi kerugian atas komitmen dan kontinjensi						-	Less: Estimated losses on commitments and contingencies
						66,561,597	

**PT BANK CIMB NIAGA Tbk
DAN ENTITAS ANAK/AND SUBSIDIARY**

**CATATAN ATAS LAPORAN KEUANGAN KONSOLIDASIAN
31 DESEMBER 2017, 2016, DAN 2015
SERTA TAHUN-TAHUN YANG BERAKHIR
31 DESEMBER 2017, 2016, DAN 2015**
(Dinyatakan dalam jutaan Rupiah, kecuali dinyatakan lain)

**NOTES TO THE CONSOLIDATED FINANCIAL STATEMENTS
31 DECEMBER 2017, 2016, AND 2015
AND FOR THE YEARS ENDED
31 DECEMBER 2017, 2016, AND 2015**
(Expressed in millions of Rupiah, unless otherwise stated)

48. KOMITMEN DAN KONTINJENSI – BERSIH (lanjutan)

**48. COMMITMENTS AND CONTINGENCIES – NET
(continued)**

		2016						
		Lancar/ Pass	Dalam Perhatian Khusus/ Special Mention	Kurang Lancar/ Substandard	Diragukan/ Doubtful	Macet/ Loss	Jumlah/ Total	
Rupiah								Rupiah
Fasilitas penyediaan dana yang belum digunakan	52,692,575	687,923	-	-	-	53,380,498	Unutilised portion of fund facilities	
<i>Irrevocable letters of credit yang masih berjalan</i>	815,836	-	-	-	-	815,836	Outstanding irrevocable letters of credit	
Garansi yang diterbitkan	3,253,234	-	-	-	-	3,253,234	Guarantees issued	
Sub jumlah	56,761,645	687,923	-	-	-	57,449,568	Sub total	
Mata Uang Asing								Foreign currencies
Fasilitas penyediaan dana yang belum digunakan	11,046,641	181	-	-	-	11,046,822	Unutilised portion of fund facilities	
<i>Irrevocable letters of credit yang masih berjalan</i>	1,256,402	-	-	-	-	1,256,402	Outstanding irrevocable letters of credit	
Garansi yang diterbitkan	776,235	-	-	-	-	776,235	Guarantees issued	
Sub jumlah	13,079,278	181	-	-	-	13,079,459	Sub total	
	69,840,923	688,104	-	-	-	70,529,027		
Dikurangi: Estimasi kerugian atas komitmen dan kontinjensi						-	Less: Estimated losses on commitments and contingencies	
						<u>70,529,027</u>		
		2015						
		Lancar/ Pass	Dalam Perhatian Khusus/ Special Mention	Kurang Lancar/ Substandard	Diragukan/ Doubtful	Macet/ Loss	Jumlah/ Total	
Rupiah								Rupiah
Fasilitas penyediaan dana yang belum digunakan	39,629,898	1,103,077	1,879	-	13,005	40,747,859	Unutilised portion of fund facilities	
<i>Irrevocable letters of credit yang masih berjalan</i>	443,329	-	-	-	-	443,329	Outstanding irrevocable letters of credit	
Garansi yang diterbitkan	3,058,625	-	-	-	-	3,058,625	Guarantees issued	
Sub jumlah	43,131,852	1,103,077	1,879	-	13,005	44,249,813	Sub total	
Mata Uang Asing								Foreign currencies
Fasilitas penyediaan dana yang belum digunakan	17,089,046	537,146	-	-	-	17,626,192	Unutilised portion of fund facilities	
<i>Irrevocable letters of credit yang masih berjalan</i>	1,001,083	-	-	-	-	1,001,083	Outstanding irrevocable letters of credit	
Garansi yang diterbitkan	948,767	-	-	-	-	948,767	Guarantees issued	
Sub jumlah	19,038,896	537,146	-	-	-	19,576,042	Sub total	
	62,170,748	1,640,223	1,879	-	13,005	63,825,855		
Dikurangi: Estimasi kerugian atas komitmen dan kontinjensi						-	Less: Estimated losses on commitments and contingencies	
						<u>63,825,855</u>		

**PT BANK CIMB NIAGA Tbk
DAN ENTITAS ANAK/AND SUBSIDIARY**

**CATATAN ATAS LAPORAN KEUANGAN KONSOLIDASIAN
31 DESEMBER 2017, 2016, DAN 2015
SERTA TAHUN-TAHUN YANG BERAKHIR
31 DESEMBER 2017, 2016, DAN 2015**
(Dinyatakan dalam jutaan Rupiah, kecuali dinyatakan lain)

**NOTES TO THE CONSOLIDATED FINANCIAL STATEMENTS
31 DECEMBER 2017, 2016, AND 2015
AND FOR THE YEARS ENDED
31 DECEMBER 2017, 2016, AND 2015**
(Expressed in millions of Rupiah, unless otherwise stated)

49. TRANSAKSI DENGAN PIHAK-PIHAK BERELASI

Bank CIMB Niaga dikendalikan oleh CIMB Group Sdn Bhd, Malaysia. Kepemilikan minoritas dipegang dan dimiliki oleh banyak pihak. Lihat Catatan 34 untuk informasi mengenai pemegang saham utama dari CIMB Group Sdn Bhd.

Sifat Hubungan Berelasi

Pihak-pihak berelasi adalah perusahaan dan perorangan yang mempunyai keterkaitan kepemilikan atau kepengurusan secara langsung maupun tidak langsung dengan Bank CIMB Niaga. Informasi Entitas Anak diungkapkan pada Catatan 1d. Pemegang saham pengendali dan mayoritas, induk dari pemegang saham mayoritas, dan pemegang saham akhir diungkapkan pada Catatan 34.

49. RELATED PARTIES TRANSACTIONS

Bank CIMB Niaga is controlled by CIMB Group Sdn Bhd, Malaysia. The remaining minority shares are widely held. For information on the ultimate parent company of CIMB Group Sdn Bhd, refer to Note 34.

Nature of Relationship

Related parties are companies and individuals who directly or indirectly have relationships with Bank CIMB Niaga through ownership or management. Information of Subsidiary are disclosed in Note 1d. The controlling and majority shareholder, parent of majority shareholder, and the ultimate shareholders are disclosed in Note 34.

Pihak berelasi/ Related parties	Sifat dari hubungan/ Nature of relationship	Sifat dari transaksi/ Nature of transactions
CIMB Group Holdings Berhad	Pemegang saham mayoritas/ <i>Parent of majority shareholder</i>	Simpanan dari nasabah/ <i>Deposits from customers</i>
CIMB Islamic Bank Berhad	Dikendalikan oleh pemegang saham akhir yang sama/ <i>Controlled by same ultimate shareholder</i>	Simpanan dari bank lain/ <i>Deposits from other banks</i>
CIMB Bank Berhad	Dikendalikan oleh pemegang saham akhir yang sama/ <i>Controlled by same ultimate shareholder</i>	Simpanan dari bank lain; Liabilitas derivatif; Pinjaman yang diterima/ <i>Deposits from other banks; Derivative payable; Borrowings</i>
PT XL Axiata Tbk	Dikendalikan oleh pemegang saham akhir yang sama/ <i>Controlled by same ultimate shareholder</i>	Simpanan dari nasabah/ <i>Deposits from customers</i>
CIMB Bank (L) Limited	Dikendalikan oleh pemegang saham akhir yang sama/ <i>Controlled by same ultimate shareholder</i>	Simpanan dari bank lain/ <i>Deposits from other banks</i>
PT CIMB Securities Indonesia	Dikendalikan oleh pemegang saham akhir yang sama/ <i>Controlled by same ultimate shareholder</i>	Kredit yang diberikan; Simpanan dari nasabah/ <i>Loans; Deposits from customers</i>
PT CIMB Principal Asset Management	Dikendalikan oleh pemegang saham akhir yang sama/ <i>Controlled by same ultimate shareholder</i>	Simpanan dari nasabah/ <i>Deposits from customers</i>
PT Niaga Manajemen Citra	Dikelola oleh pejabat eksekutif Bank CIMB Niaga/ <i>Controlled by Bank CIMB Niaga's executive officers</i>	Beban dibayar di muka; Simpanan dari nasabah/ <i>Prepaid expenses; Deposits from customers</i>
PT Commerce Kapital	Dikendalikan oleh pemegang saham akhir yang sama/ <i>Controlled by same ultimate shareholder</i>	Simpanan dari nasabah/ <i>Deposits from customers</i>
Dana Pensiun PT Bank CIMB Niaga Tbk	Dikelola oleh pejabat eksekutif Bank CIMB Niaga/ <i>Controlled by Bank CIMB Niaga's executive officers</i>	Simpanan dari nasabah/ <i>Deposits from customers</i>
PT Kayo Inti Gemilang	Dikendalikan oleh pemegang saham akhir yang sama/ <i>Controlled by same ultimate shareholder</i>	Aset lain-lain/ <i>Other assets</i>
Dewan Komisaris, Direksi, dan Pejabat Eksekutif Bank/ <i>Board of Commissioners, Directors, and Executive Bank Officers</i>	Manajemen Bank CIMB Niaga/ <i>Bank CIMB Niaga's Management</i>	Kredit yang diberikan; Simpanan dari nasabah/ <i>Loans; Deposits from customers</i>

**PT BANK CIMB NIAGA Tbk
DAN ENTITAS ANAK/AND SUBSIDIARY**

**CATATAN ATAS LAPORAN KEUANGAN KONSOLIDASIAN
31 DESEMBER 2017, 2016, DAN 2015
SERTA TAHUN-TAHUN YANG BERAKHIR
31 DESEMBER 2017, 2016, DAN 2015**
(Dinyatakan dalam jutaan Rupiah, kecuali dinyatakan lain)

**NOTES TO THE CONSOLIDATED FINANCIAL STATEMENTS
31 DECEMBER 2017, 2016, AND 2015
AND FOR THE YEARS ENDED
31 DECEMBER 2017, 2016, AND 2015**
(Expressed in millions of Rupiah, unless otherwise stated)

**49. TRANSAKSI DENGAN PIHAK-PIHAK BERELASI
(lanjutan)**

49. RELATED PARTIES TRANSACTIONS (continued)

Sifat Hubungan Berelasi (lanjutan)

Nature of Relationship (continued)

Transaksi dengan pihak-pihak berelasi terutama berhubungan dengan pinjam-meminjam dana dalam kegiatan normal usaha.

The related party transactions primarily related to lending and borrowing of funds in the normal course of their business.

Transaksi dan Saldo dengan Pihak Berelasi

Transactions and Balances with Related Parties

Rincian saldo dengan pihak-pihak yang berelasi yang merupakan perusahaan asosiasi dengan Bank CIMB Niaga adalah:

The details of balances with related parties of associated parties with Bank CIMB Niaga are as follows:

	2017	2016	2015	
Aset				Assets
Kredit yang diberikan				Loans
- Dewan Komisaris, Direksi, dan Pejabat Eksekutif Bank	147,700	159,746	24,370	Board of Commissioners, Directors, and Executive Bank Officers
- Pihak yang dimiliki oleh pemegang saham akhir yang sama	120,000	55,000	120,000	Parties under - same ultimate shareholder
	<u>267,700</u>	<u>214,746</u>	<u>144,370</u>	
Tagihan derivatif				Derivative receivable
- Pihak yang dimiliki oleh pemegang saham akhir yang sama	-	-	296	Parties under - same ultimate shareholders
	<u>-</u>	<u>-</u>	<u>296</u>	
Penyertaan				Investments
- Pihak yang dimiliki oleh pemegang saham akhir yang sama	-	-	9,474	Parties under - same ultimate shareholder
	<u>-</u>	<u>-</u>	<u>9,474</u>	
Beban dibayar di muka				Prepaid expense
- Pihak yang dikelola oleh pejabat eksekutif Bank CIMB Niaga	131,069	137,310	143,552	Parties controlled by - Bank CIMB Niaga's executive officers
	<u>131,069</u>	<u>137,310</u>	<u>143,552</u>	
Aset lain-lain				Other Assets
- Pihak yang dimiliki oleh pemegang saham akhir yang sama	-	858,198	878,105	Parties under - same ultimate shareholder
Jumlah aset yang terkait dengan pihak-pihak berelasi	398,769	1,210,254	1,175,797	Total asset associated with related parties
Sebagai persentase terhadap jumlah aset	0.15%	0.50%	0.49%	As a percentage to total assets

**PT BANK CIMB NIAGA Tbk
DAN ENTITAS ANAK/AND SUBSIDIARY**

**CATATAN ATAS LAPORAN KEUANGAN KONSOLIDASIAN
31 DESEMBER 2017, 2016, DAN 2015
SERTA TAHUN-TAHUN YANG BERAKHIR
31 DESEMBER 2017, 2016, DAN 2015**
(Dinyatakan dalam jutaan Rupiah, kecuali dinyatakan lain)

**NOTES TO THE CONSOLIDATED FINANCIAL STATEMENTS
31 DECEMBER 2017, 2016, AND 2015
AND FOR THE YEARS ENDED
31 DECEMBER 2017, 2016, AND 2015**
(Expressed in millions of Rupiah, unless otherwise stated)

**49. TRANSAKSI DENGAN PIHAK-PIHAK BERELASI
(lanjutan)**

49. RELATED PARTIES TRANSACTIONS (continued)

Transaksi dan Saldo dengan Pihak Berelasi (lanjutan)

**Transactions and Balances with Related Parties
(continued)**

	2017	2016	2015	
Liabilitas				Liabilities
Simpanan dari nasabah				Deposits from customers
- Giro				<i>Demand deposits -</i>
- Dewan Komisaris, Direksi, dan Pejabat Eksekutif Bank	9	26	1,700	<i>Board of Commissioners, Directors, - and Executive Bank Officers</i>
- Pihak yang dimiliki oleh pemegang saham akhir yang sama	23,381	42,384	473,966	<i>Parties under - same ultimate shareholders</i>
- Pihak yang dikelola oleh pejabat eksekutif Bank CIMB Niaga	388	2,990	10,134	<i>Parties controlled by - Bank CIMB Niaga's executive officers</i>
- Pemegang saham mayoritas	3,500	3,461	9	<i>Parent of majority shareholders -</i>
	<u>27,278</u>	<u>48,861</u>	<u>485,809</u>	
- Tabungan				<i>Saving deposits -</i>
- Dewan Komisaris, Direksi, dan Pejabat Eksekutif Bank	62,827	63,034	48,816	<i>Board of Commissioners, Directors, - and Executive Bank Officers</i>
- Pihak yang dikelola oleh pejabat eksekutif Bank CIMB Niaga	310	3,236	10,307	<i>Parties controlled by - Bank CIMB Niaga's executive officers</i>
	<u>63,137</u>	<u>66,270</u>	<u>59,123</u>	
- Deposito berjangka				<i>Time deposits -</i>
- Dewan Komisaris, Direksi, dan Pejabat Eksekutif Bank	68,592	81,624	82,562	<i>Board of Commissioners, Directors, - and Executive Bank Officers</i>
- Pihak yang dimiliki oleh pemegang saham akhir yang sama	4,839	7,144	62,570	<i>Parties under - same ultimate shareholders</i>
- Pihak yang dikelola oleh pejabat eksekutif Bank CIMB Niaga	-	-	10,000	<i>Parties controlled by Bank - CIMB Niaga's executive officers</i>
	<u>73,431</u>	<u>88,768</u>	<u>155,132</u>	
Simpanan dari bank lain				Deposits from other banks
- Giro				<i>Demand Deposit -</i>
- Pihak yang dimiliki oleh pemegang saham akhir yang sama	202,028	199,236	43,510	<i>Parties under - same ultimate shareholders</i>
	<u>202,028</u>	<u>199,236</u>	<u>43,510</u>	
Liabilitas derivatif				Derivative payables
- Pihak yang dimiliki oleh pemegang saham akhir yang sama	9,655	16,009	28,733	<i>Parties under - same ultimate shareholders</i>
	<u>9,655</u>	<u>16,009</u>	<u>28,733</u>	
Pinjaman yang diterima				Borrowing
- Pihak yang dimiliki oleh pemegang saham akhir yang sama	542,947	898,156	1,286,600	<i>Parties under - same ultimate shareholders</i>
	<u>542,947</u>	<u>898,156</u>	<u>1,286,600</u>	
Jumlah liabilitas yang terkait dengan pihak-pihak berelasi	<u>918,476</u>	<u>1,317,300</u>	<u>2,058,907</u>	<i>Total liabilities associated with related parties</i>
Sebagai persentase terhadap jumlah liabilitas	<u>0.40%</u>	<u>0.64%</u>	<u>0.98%</u>	<i>As a percentage to total liabilities</i>

**PT BANK CIMB NIAGA Tbk
DAN ENTITAS ANAK/AND SUBSIDIARY**

**CATATAN ATAS LAPORAN KEUANGAN KONSOLIDASIAN
31 DESEMBER 2017, 2016, DAN 2015
SERTA TAHUN-TAHUN YANG BERAKHIR
31 DESEMBER 2017, 2016, DAN 2015**
(Dinyatakan dalam jutaan Rupiah, kecuali dinyatakan lain)

**NOTES TO THE CONSOLIDATED FINANCIAL STATEMENTS
31 DECEMBER 2017, 2016, AND 2015
AND FOR THE YEARS ENDED
31 DECEMBER 2017, 2016, AND 2015**
(Expressed in millions of Rupiah, unless otherwise stated)

**49. TRANSAKSI DENGAN PIHAK-PIHAK BERELASI
(lanjutan)**

49. RELATED PARTIES TRANSACTIONS (continued)

Transaksi dan Saldo dengan Pihak Berelasi (lanjutan)

**Transactions and Balances with Related Parties
(continued)**

Rincian transaksi pihak-pihak berelasi dengan Bank CIMB Niaga adalah:

The details of related parties transactions with Bank CIMB Niaga are as follows:

	2017	2016	2015	
Pendapatan bunga				Interest Income
- Dewan Komisaris, Direksi, dan Pejabat Eksekutif Bank	16,041	18,253	3,072	Board of Commissioners, Directors, and Executive Bank Officers
- Pihak yang dimiliki oleh pemegang saham akhir yang sama	13,033	6,447	15,125	Parties under same ultimate shareholders -
Jumlah pendapatan bunga yang terkait dengan pihak-pihak berelasi	<u>29,074</u>	<u>24,700</u>	<u>18,197</u>	Total interest income associated with related parties
Sebagai persentase terhadap jumlah pendapatan bunga	<u>0.14%</u>	<u>0.12%</u>	<u>0.08%</u>	As a percentage to total interest income
Beban bunga				
- Dewan Komisaris, Direksi, dan Pejabat Eksekutif Bank	5,217	6,818	8,914	Board of Commissioners, Directors, and Executive Bank Officers
- Pihak yang dimiliki oleh pemegang saham akhir yang sama	18,815	25,458	37,758	Parties under same ultimate shareholders -
- Pihak yang dikelola oleh pejabat eksekutif Bank CIMB Niaga	20	191	1,534	Parties controlled by Bank CIMB Niaga's executive officers
- Pemegang saham mayoritas	99	102	-	Parent of majority shareholders -
Jumlah beban bunga yang terkait dengan pihak-pihak berelasi	<u>24,151</u>	<u>32,569</u>	<u>48,206</u>	Total interest expense associated with related parties
Sebagai persentase terhadap jumlah beban bunga	<u>0.30%</u>	<u>0.35%</u>	<u>0.44%</u>	As a percentage to total interest expense

50. KEPENTINGAN NONPENGENDALI

50. NON-CONTROLLING INTEREST

a. Kepentingan nonpengendali atas kekayaan bersih Entitas Anak adalah:

a. The non-controlling interest in the net assets of Subsidiary are as follows:

	2017	2016	2015	
Saldo awal	818	788	734	Beginning balance
Bagian keuntungan bersih - tahun berjalan	63	30	54	Net income - current year
Saldo akhir kepentingan nonpengendali	<u>881</u>	<u>818</u>	<u>788</u>	Ending balance of non-controlling interest

b. Kepentingan nonpengendali atas laba bersih Entitas Anak adalah:

b. The non-controlling interest in the net income of Subsidiary are as follows:

	2017	2016	2015	
PT CIMB Niaga Auto Finance	63	30	70	PT CIMB Niaga Auto Finance
PT Kencana Internusa Artha Finance	-	-	(16)	PT Kencana Internusa Artha Finance
	<u>63</u>	<u>30</u>	<u>54</u>	

**PT BANK CIMB NIAGA Tbk
DAN ENTITAS ANAK/AND SUBSIDIARY**

**CATATAN ATAS LAPORAN KEUANGAN KONSOLIDASIAN
31 DESEMBER 2017, 2016, DAN 2015
SERTA TAHUN-TAHUN YANG BERAKHIR
31 DESEMBER 2017, 2016, DAN 2015**
(Dinyatakan dalam jutaan Rupiah, kecuali dinyatakan lain)

51. INFORMASI SEGMENT USAHA

Bank CIMB Niaga telah menyajikan segmen operasi berdasarkan informasi yang disiapkan secara internal untuk pengambil keputusan operasional. Kebijakan akuntansi ini merupakan penerapan PSAK 5 (Revisi 2014), "Segmen Operasi".

Segmen operasi dilaporkan sesuai dengan laporan internal yang disiapkan untuk pengambil keputusan operasional yang bertanggung jawab untuk mengalokasikan sumber daya ke segmen tertentu dan melakukan penilaian atas performanya. Seluruh segmen operasi yang digunakan oleh Bank CIMB Niaga telah memenuhi kriteria pelaporan berdasarkan PSAK 5 (Revisi 2014).

Bank CIMB Niaga memiliki 7 (tujuh) pelaporan segmen. Di bawah ini merupakan penjelasan mengenai operasi dari masing-masing pelaporan segmen yang dimiliki oleh Bank CIMB Niaga:

- Korporasi - termasuk kredit yang diberikan, simpanan dan transaksi-transaksi lain, serta saldo atas nasabah korporasi;
- Bisnis - merupakan produk dan jasa untuk nasabah yang berskala kecil hingga sedang;
- Ritel - fokus kepada produk dan jasa kepada nasabah individual. Segmen ini termasuk fasilitas kredit yang diberikan, simpanan dan transaksi-transaksi lain, serta saldo atas nasabah ritel;
- Tresuri - segmen ini terkait dengan kegiatan tresuri Bank CIMB Niaga termasuk transaksi valuta asing, *money market*, derivatif, serta investasi dalam bentuk penempatan dan efek-efek;
- Syariah - seluruh transaksi yang dilakukan oleh Unit Usaha Syariah;
- Lain-lain - termasuk aktivitas *back office* dan divisi yang tidak menghasilkan laba di Bank CIMB Niaga. Lain-lain termasuk jasa korporasi, penjualan dan distribusi, serta lain-lain; dan
- Entitas Anak - termasuk seluruh transaksi yang timbul dan dilakukan berdasarkan bisnis Entitas Anak.

**NOTES TO THE CONSOLIDATED FINANCIAL STATEMENTS
31 DECEMBER 2017, 2016, AND 2015
AND FOR THE YEARS ENDED
31 DECEMBER 2017, 2016, AND 2015**
(Expressed in millions of Rupiah, unless otherwise stated)

51. OPERATING SEGMENTS INFORMATION

Bank CIMB Niaga presents operating segments based on the information that is internally provided to the chief operating decision maker. This accounting policy is due to the adoption of SFAS 5 (Revised 2014), "Operating Segments".

Operating segments are reported in accordance with the internal reporting provided to the chief operating decision maker, which is responsible for allocating resources to the reportable segments and assesses its performance. All operating segments used by Bank CIMB Niaga meet the definition of a reportable segment under SFAS 5 (Revised 2014).

Bank CIMB Niaga has 7 (seven) reportable segments. The following describes the operations in each of Bank CIMB Niaga's reportable segments:

- *Corporate - includes loans, deposits and other transactions, and balances with corporate customers;*
- *Business - includes products and services for customer segments comprising small to medium scale enterprises;*
- *Retail - focuses on products and services for individual customers. It includes products such as loans, deposits and others transactions, and balances with retail customers;*
- *Treasury - undertake Bank CIMB Niaga's treasury activities which include foreign exchange, money market, derivatives, and investing in placements and securities;*
- *Sharia - includes all transactions relating to Sharia Business Unit;*
- *Others - includes all back office activities and non-profit center divisions in Bank CIMB Niaga. Thus, it includes corporate service, sales and distribution, and others; and*
- *Subsidiary - includes all transactions relating to Subsidiary' businesses.*

**PT BANK CIMB NIAGA Tbk
DAN ENTITAS ANAK/AND SUBSIDIARY**

**CATATAN ATAS LAPORAN KEUANGAN KONSOLIDASIAN
31 DESEMBER 2017, 2016, DAN 2015
SERTA TAHUN-TAHUN YANG BERAKHIR
31 DESEMBER 2017, 2016, DAN 2015**
(Dinyatakan dalam jutaan Rupiah, kecuali dinyatakan lain)

**NOTES TO THE CONSOLIDATED FINANCIAL STATEMENTS
31 DECEMBER 2017, 2016, AND 2015
AND FOR THE YEARS ENDED
31 DECEMBER 2017, 2016, AND 2015**
(Expressed in millions of Rupiah, unless otherwise stated)

51. INFORMASI SEGMENT USAHA (lanjutan)

51. OPERATING SEGMENTS INFORMATION (continued)

	2017								
	Korporasi/ Corporate	Bisnis/ Business	Ritel/ Retail	Tresuri/ Treasury	Syariah/ Sharia	Lain-lain/ Others	Anak Perusahaan/ Subsidiaries		Jumlah/ Total
Penghasilan/(beban) bunga bersih	1,871,735	2,323,471	4,523,276	2,370,900	672,145	75,897	565,955	12,403,379	Net interest income/(expense)
-Pendapatan dari pihak eksternal	4,162,369	4,457,751	1,942,822	736,484	637,053	(99,055)	565,955	12,403,379	Income from external parties -
-Pendapatan antar segmen	(2,290,634)	(2,134,280)	2,580,454	1,634,416	35,092	174,952	-	-	Inter-segmen income -
Kerugian penurunan nilai atas aset keuangan dan nonkeuangan - bersih	(760,997)	(1,520,430)	(1,486,468)	(90)	(108,921)	10,486	(213,385)	(4,079,805)	Impairment losses on financial and non-financial assets - net
Provisi dan komisi lainnya	162,281	330,244	1,399,974	(38,441)	672,750	189,523	28,486	2,134,817	Other fees and commissions
Pendapatan operasional lainnya	119,231	203,427	242,295	445,167	29,875	12,872	164,764	1,217,631	Other operating income
Beban tenaga kerja	(109,267)	(391,788)	(1,360,004)	(70,143)	(99,033)	(1,696,676)	(221,301)	(3,948,212)	Personnel expenses
Umum dan administrasi	(61,485)	(218,290)	(2,047,643)	(30,718)	(73,892)	(877,862)	(133,378)	(3,443,268)	General and administrative
Beban operasional lainnya	-	(2,276)	(48,771)	-	(38)	(65,598)	(61,288)	(177,971)	Other operating expenses
Labal/(rugi) operasional bersih	1,221,498	724,358	1,222,659	2,676,675	482,886	(2,351,358)	129,853	4,106,571	Net operating income/(loss)
(Beban)/pendapatan bukan operasional - bersih	1,802	6,324	7,879	43	(1,175)	13,574	20,002	48,449	Non-operating (expenses)/income - net
Labal/(rugi) sebelum pajak penghasilan	1,223,300	730,682	1,230,538	2,676,718	481,711	(2,337,784)	149,855	4,155,020	Income/(loss) before income tax
Beban pajak penghasilan	-	-	-	-	-	(1,117,198)	(60,084)	(1,177,282)	Income tax expense
Labal/(rugi) bersih	1,223,300	730,682	1,230,538	2,676,718	481,711	(3,454,982)	89,771	2,977,738	Net income/(loss)
Kepentingan nonpengendali	-	-	-	-	-	(63)	-	(63)	Non-controlling interest
Jumlah aset	64,405,485	63,032,603	39,126,739	63,379,006	18,931,885	13,468,036	3,961,691	266,305,445	Total assets
Jumlah liabilitas	21,630,797	54,806,366	87,391,323	32,419,204	20,879,773	9,499,333	2,272,653	229,354,449	Total liabilities

	2016								
	Korporasi/ Corporate	Bisnis/ Business	Ritel/ Retail	Tresuri/ Treasury	Syariah/ Sharia	Lain-lain/ Others	Anak Perusahaan/ Subsidiaries		Jumlah/ Total
Penghasilan/(beban) bunga bersih	1,729,209	3,288,703	3,455,199	2,430,205	498,626	30,720	661,368	12,094,030	Net interest income/(expense)
-Pendapatan dari pihak eksternal	3,986,702	4,683,874	1,687,962	691,692	474,259	(91,827)	661,368	12,094,030	Income from external parties -
-Pendapatan antar segmen	(2,257,493)	(1,395,171)	1,767,237	1,738,513	24,367	122,547	-	-	Inter-segmen income -
Kerugian penurunan nilai atas aset keuangan dan nonkeuangan - bersih	(1,548,034)	(1,848,128)	(1,000,011)	3,997	(134,474)	(41,498)	(404,803)	(4,972,951)	Impairment losses on financial and non-financial assets - net
Provisi dan komisi lainnya	173,773	165,639	1,443,181	(27,061)	40,420	182,783	134,625	2,113,360	Other fees and commissions
Pendapatan operasional lainnya	9,850	33,222	115,220	669,487	17,944	13	106,318	952,054	Other operating income
Beban tenaga kerja	(110,090)	(359,497)	(1,247,993)	(65,070)	(95,795)	(1,510,788)	(257,686)	(3,646,919)	Personnel expenses
Umum dan administrasi	(67,007)	(277,494)	(2,011,659)	(71,150)	(66,571)	(1,089,740)	(175,914)	(3,759,535)	General and administrative
Beban operasional lainnya	(1)	(816)	(14,878)	-	(86)	(7,878)	(2,786)	(26,445)	Other operating expenses
Labal/(rugi) operasional bersih	187,700	1,001,629	739,059	2,940,408	260,064	(2,436,388)	61,122	2,753,594	Net operating income/(loss)
(Beban)/pendapatan bukan operasional - bersih	1,312	589	2,444	31,026	184	14,656	46,903	97,114	Non-operating (expenses)/income - net
Labal/(rugi) sebelum pajak penghasilan	189,012	1,002,218	741,503	2,971,434	260,248	(2,421,732)	108,025	2,850,708	Income/(loss) before income tax
Beban pajak penghasilan	-	-	-	-	-	(703,456)	(65,535)	(768,991)	Income tax expense
Labal/(rugi) bersih	189,012	1,002,218	741,503	2,971,434	260,248	(3,125,188)	42,490	2,081,717	Net income/(loss)
Kepentingan nonpengendali	-	-	-	-	-	(30)	-	(30)	Non-controlling interest
Jumlah aset	59,711,883	65,480,945	40,484,512	47,331,554	10,750,064	11,095,855	6,716,915	241,571,728	Total assets
Jumlah liabilitas	18,881,976	52,872,449	88,388,324	22,340,500	11,319,038	7,991,092	5,570,727	207,364,106	Total liabilities

	2015								
	Korporasi/ Corporate	Bisnis/ Business	Ritel/ Retail	Tresuri/ Treasury	Syariah/ Sharia	Lain-lain/ Others	Anak Perusahaan/ Subsidiaries		Jumlah/ Total
Penghasilan/(beban) bunga bersih	1,997,299	3,375,778	3,070,603	2,342,636	411,349	(240,216)	428,911	11,386,360	Net interest income/(expense)
-Pendapatan dari pihak eksternal	4,022,841	5,124,520	1,136,929	216,419	400,769	55,971	428,911	11,386,360	Income from external parties -
-Pendapatan antar segmen	(2,025,542)	(1,748,742)	1,933,674	2,126,217	10,580	(296,187)	-	-	Inter-segmen income -
Kerugian penurunan nilai atas aset keuangan dan nonkeuangan - bersih	(2,402,501)	(1,816,158)	(733,890)	(3,553)	(175,149)	(50,195)	(162,011)	(5,343,457)	Impairment losses on financial and non-financial assets - net
Provisi dan komisi lainnya	376,374	195,506	945,714	(25,936)	30,355	465	195,618	1,718,096	Other fees and commissions
Pendapatan operasional lainnya	17	44,124	135,233	246,317	18,741	464	168,726	613,622	Other operating income
Beban tenaga kerja	(158,567)	(419,362)	(1,185,544)	(636,991)	(86,989)	(1,383,486)	(285,157)	(4,156,096)	Personnel expenses
Umum dan administrasi	(105,439)	(328,589)	(1,893,692)	(93,243)	(65,936)	(814,200)	(219,507)	(3,520,606)	General and administrative
(Beban)/pendapatan operasional lainnya	(32)	(1,944)	(17,916)	-	(162)	13,798	-	(6,256)	Other operating (expenses)/income
Labal/(rugi) operasional bersih	(292,849)	1,049,355	320,508	1,829,230	132,209	(2,473,370)	126,580	691,663	Net operating income/(loss)
(Beban)/pendapatan bukan operasional - bersih	1,008	(865)	(38,720)	96,827	(35,738)	(89,273)	(54,898)	(121,659)	Non-operating (expenses)/income - net
Labal/(rugi) sebelum pajak penghasilan	(291,841)	1,048,490	281,788	1,926,057	96,471	(2,562,643)	71,682	570,004	Income/(loss) before income tax
Beban pajak penghasilan	-	-	-	-	-	(172,470)	30,351	(142,119)	Income tax expense
Labal/(rugi) bersih	(291,841)	1,048,490	281,788	1,926,057	96,471	(2,735,113)	102,033	427,885	Net income/(loss)
Kepentingan nonpengendali	-	-	-	-	-	(54)	-	(54)	Non-controlling interest
Jumlah aset	57,049,530	66,309,255	42,852,971	49,244,245	7,853,156	7,812,105	7,727,990	238,849,252	Total assets
Jumlah liabilitas	22,613,736	57,787,146	86,661,011	27,939,770	7,713,936	831,245	6,623,021	210,169,865	Total liabilities

**PT BANK CIMB NIAGA Tbk
DAN ENTITAS ANAK/AND SUBSIDIARY**

**CATATAN ATAS LAPORAN KEUANGAN KONSOLIDASIAN
31 DESEMBER 2017, 2016, DAN 2015
SERTA TAHUN-TAHUN YANG BERAKHIR
31 DESEMBER 2017, 2016, DAN 2015**
(Dinyatakan dalam jutaan Rupiah, kecuali dinyatakan lain)

**NOTES TO THE CONSOLIDATED FINANCIAL STATEMENTS
31 DECEMBER 2017, 2016, AND 2015
AND FOR THE YEARS ENDED
31 DECEMBER 2017, 2016, AND 2015**
(Expressed in millions of Rupiah, unless otherwise stated)

51. INFORMASI SEGMENT USAHA (lanjutan)

Informasi yang berkaitan dengan segmen usaha utama dari Bank CIMB Niaga dan Entitas Anak disajikan dalam tabel di atas ini.

Segmen geografis

Operasional utama dari Bank CIMB Niaga dan Entitas Anak dikelola di wilayah Indonesia. Segmen bisnis Bank CIMB Niaga terbagi atas 6 (enam) area geografis utama, diluar Entitas Anak, yaitu Jakarta, Jawa Barat, Jawa Tengah, Jawa Timur, Indonesia Timur, dan Sumatera.

Segmen geografis

Informasi yang berkaitan dengan segmen berdasarkan geografis dari Bank CIMB Niaga dan Entitas Anak disajikan dalam tabel di bawah ini:

51. OPERATING SEGMENTS INFORMATION (continued)

Information concerning the main business segments of Bank CIMB Niaga and Subsidiary is presented in the table above.

Geographical segment

The principal operations of Bank CIMB Niaga and its Subsidiary are managed in Indonesia. Bank CIMB Niaga's business segments are mainly separated in 6 (six) main geographical areas, except for Subsidiary, which are Jakarta, West Java, Central Java, East Java, East Indonesia, and Sumatera.

Geographical segment

Information concerning the geographical segments of Bank CIMB Niaga and Subsidiary is presented in the table below:

	2017								
	Jakarta/ Jakarta	Jawa Barat/ West Java	Jawa Tengah/ Central Java	Jawa Timur/ East Java	Indonesia Timur/ East Indonesia	Sumatera/ Sumatera	Anak Perusahaan/ Subsidiaries	Jumlah/ Total	
Penghasilan bunga bersih	8,614,214	644,167	618,677	815,364	361,587	783,415	565,955	12,403,379	Net interest income
Kerugian penurunan nilai abas aset keuangan dan nonkeuangan - bersih	(2,813,333)	(167,605)	(188,170)	(273,803)	(220,245)	(203,264)	(213,385)	(4,079,805)	Impairment losses on financial and non-financial assets - net
Provisi dan komisi lainnya	1,822,884	73,982	50,039	64,634	29,334	65,458	28,486	2,134,817	Other fees and commissions
Pendapatan operasional lainnya	968,659	20,755	14,195	16,357	13,258	19,643	164,764	1,217,631	Other operating income
Beban tenaga kerja	(2,900,494)	(169,325)	(172,693)	(190,996)	(106,373)	(187,030)	(221,301)	(3,948,212)	Personnel expenses
Umum dan administrasi	(2,709,441)	(131,871)	(107,608)	(141,997)	(77,283)	(141,690)	(133,378)	(3,443,268)	General and administrative
Beban operasional lainnya	(72,553)	(279)	(172)	(5,499)	(47)	(38,133)	(61,288)	(177,971)	Other operating expenses
Labanya operasional bersih	2,909,936	269,824	214,268	284,060	231	298,399	129,853	4,106,571	Net operating income
(Beban)/pendapatan bukan operasional - bersih	20,960	24	335	6,549	(159)	738	20,002	48,449	Non-operating (expense)/income - net
Labanya sebelum pajak penghasilan	2,930,896	269,848	214,603	290,609	72	299,137	149,855	4,155,020	Income/(loss) before income tax
Beban pajak penghasilan	(1,117,198)	-	-	-	-	-	(60,084)	(1,177,282)	Income tax expense
Labanya bersih	1,813,698	269,848	214,603	290,609	72	299,137	89,771	2,977,738	Net income
Kepentingan nonpengendali	(63)	-	-	-	-	-	-	(63)	Non-controlling interest
Jumlah aset	187,333,422	16,786,110	13,473,190	21,191,211	7,138,907	16,420,914	3,961,691	266,305,445	Total asset
Jumlah liabilitas	151,599,937	16,892,788	12,948,364	21,606,279	7,533,524	16,045,904	2,727,653	229,354,449	Total liabilities
	2016								
	Jakarta/ Jakarta	Jawa Barat/ West Java	Jawa Tengah/ Central Java	Jawa Timur/ East Java	Indonesia Timur/ East Indonesia	Sumatera/ Sumatera	Anak Perusahaan/ Subsidiaries	Jumlah/ Total	
Penghasilan bunga bersih	8,149,420	665,846	648,166	853,974	348,640	766,616	661,368	12,094,030	Net interest income
Kerugian penurunan nilai atas aset keuangan dan nonkeuangan - bersih	(3,066,111)	(136,195)	(423,654)	(402,962)	(216,301)	(322,925)	(404,803)	(4,972,951)	Impairment losses on financial and non-financial assets - net
Provisi dan komisi lainnya	1,673,007	84,486	53,393	71,345	31,590	64,914	134,625	2,113,360	Other fees and commissions
Pendapatan operasional lainnya	789,115	18,479	16,808	3,803	8,429	9,102	106,318	952,054	Other operating income
Beban tenaga kerja	(2,564,851)	(172,667)	(164,989)	(194,521)	(110,665)	(181,540)	(257,686)	(3,646,919)	Personnel expenses
Umum dan administrasi	(2,910,966)	(151,556)	(117,041)	(156,916)	(89,380)	(157,742)	(175,914)	(3,759,535)	General and administrative
Beban operasional lainnya	(12,902)	(9,037)	(427)	(309)	(639)	(345)	(2,786)	(26,445)	Other operating expenses
Labanya(rugi) operasional bersih	2,056,692	299,356	12,256	174,414	(28,326)	178,080	61,122	2,753,594	Net operating income/(loss)
Pendapatan bukan operasional - bersih	47,008	748	1,074	226	369	786	46,903	97,114	Non-operating income - net
Labanya(rugi) sebelum pajak penghasilan	2,103,700	300,104	13,330	174,640	(27,957)	178,866	108,025	2,850,708	Income/(loss) before income tax
Beban pajak penghasilan	(703,456)	-	-	-	-	-	(65,535)	(768,991)	Income tax expense
Labanya(rugi) bersih	1,400,244	300,104	13,330	174,640	(27,957)	178,866	42,490	2,081,717	Net income/(loss)
Kepentingan nonpengendali	(30)	-	-	-	-	-	-	(30)	Non-controlling interest
Jumlah aset	163,690,670	16,733,490	11,910,598	19,505,068	6,932,249	16,082,738	6,716,915	241,571,728	Total asset
Jumlah liabilitas	132,549,885	16,745,891	11,392,604	18,839,291	6,947,097	15,318,611	5,570,727	207,364,106	Total liabilities

**PT BANK CIMB NIAGA Tbk
DAN ENTITAS ANAK/AND SUBSIDIARY**

**CATATAN ATAS LAPORAN KEUANGAN KONSOLIDASIAN
31 DESEMBER 2017, 2016, DAN 2015
SERTA TAHUN-TAHUN YANG BERAKHIR
31 DESEMBER 2017, 2016, DAN 2015**
(Dinyatakan dalam jutaan Rupiah, kecuali dinyatakan lain)

**NOTES TO THE CONSOLIDATED FINANCIAL STATEMENTS
31 DECEMBER 2017, 2016, AND 2015
AND FOR THE YEARS ENDED
31 DECEMBER 2017, 2016, AND 2015**
(Expressed in millions of Rupiah, unless otherwise stated)

51. INFORMASI SEGMENT USAHA (lanjutan)

51. OPERATING SEGMENTS INFORMATION (continued)

Segmen geografis (lanjutan)

Geographical segment (continued)

Informasi yang berkaitan dengan segmen berdasarkan geografis dari Bank CIMB Niaga dan Entitas Anak disajikan dalam tabel di bawah ini (lanjutan):

Information concerning the geographical segments of Bank CIMB Niaga and Subsidiary is presented in the table below (continued):

	2015								
	Jakarta/ Jakarta	Jawa Barat/ West Java	Jawa Tengah/ Central Java	Jawa Timur/ East Java	Indonesia Timur/ East Indonesia	Sumatera/ Sumatera	Anak Perusahaan/ Subsidiaries	Jumlah/ Total	
Penghasilan bunga bersih	7,627,870	654,423	638,072	873,095	367,751	796,238	428,911	11,386,360	Net interest income
Kerugian penurunan nilai atas aset keuangan dan nonkeuangan - bersih	(4,052,683)	(306,262)	(260,095)	(174,481)	(101,267)	(286,658)	(162,011)	(5,343,457)	<i>Impairment losses on financial and non-financial assets - net</i>
Provisi dan komisi lainnya	1,197,047	80,580	64,121	79,324	34,301	67,105	195,618	1,718,096	<i>Other fees and commissions</i>
Pendapatan operasional lainnya	371,187	21,398	22,502	9,208	6,564	14,037	168,726	613,622	<i>Other operating income</i>
Beban tenaga kerja	(3,044,995)	(179,145)	(168,611)	(195,488)	(100,825)	(181,875)	(285,157)	(4,156,096)	<i>Personnel expenses</i>
Umum dan administrasi	(2,608,259)	(154,721)	(120,831)	(156,182)	(94,197)	(166,909)	(219,507)	(3,520,606)	<i>General and administrative</i>
Beban operasional lainnya	(1,957)	(692)	(176)	(2,853)	(141)	(437)	-	(6,256)	<i>Other operating expenses</i>
Labal(rugi) operasional bersih	(511,790)	115,581	174,982	432,623	112,186	241,501	126,580	691,663	Net operating income/(loss)
(Beban)/pendapatan bukan operasional - bersih	(69,010)	(222)	1,733	357	206	175	(54,898)	(121,659)	<i>Non-operating (expenses)/income - net</i>
Labal(rugi) sebelum pajak penghasilan	(580,800)	115,359	176,715	432,980	112,392	241,676	71,682	570,004	Income/(loss) before income tax
Beban pajak penghasilan	(172,470)	-	-	-	-	-	30,351	(142,119)	<i>Income tax expense</i>
Labal(rugi) bersih	(753,270)	115,359	176,715	432,980	112,392	241,676	102,033	427,885	Net income/(loss)
Kepentingan nonpengendali	(54)	-	-	-	-	-	-	(54)	<i>Non-controlling interest</i>
Jumlah aset	160,336,525	16,209,177	12,005,726	19,849,852	7,339,280	15,380,702	7,727,990	238,849,252	Total asset
Jumlah liabilitas	133,739,942	16,404,241	11,711,427	19,456,601	7,271,574	14,963,059	6,623,021	210,169,865	Total liabilities

52. MANAJEMEN RISIKO

52. RISK MANAGEMENT

Bank CIMB Niaga telah mengimplementasikan prosedur Manajemen Risiko sesuai dengan POJK No.18/POJK.03/2016 tentang Penerapan Manajemen Risiko bagi Bank Umum dan Surat Edaran OJK No.34/SEOJK.03/2016 tentang Penerapan Manajemen Risiko bagi Bank Umum tanggal 1 September 2016, serta POJK No.38/POJK.03/2017 tanggal 12 Juli 2017 tentang Penerapan Manajemen Risiko Secara Konsolidasi Bagi Bank yang Melakukan Pengendalian Terhadap Perusahaan Anak.

Bank CIMB Niaga has implemented Risk Management procedure in accordance with FSA regulation No.18/POJK.03/2016 concerning Application of Risk Management for Commercial Banks, and FSA Circular Letter No.34/SEOJK.03/2016 concerning Application of Risk Management for Commercial Banks dated 1 September 2016, also FSA regulation No.38/POJK.03/2017 dated 12 July 2017 regarding Consolidated Risk Management Implementation for Bank with Controlled Subsidiaries.

Menurut surat edaran tersebut, penerapan manajemen risiko harus dilakukan tidak hanya pada risiko kredit, risiko pasar maupun risiko operasional, namun juga untuk risiko likuiditas, risiko hukum, risiko reputasi, risiko strategis, dan risiko kepatuhan.

As stipulated in the decrees, processes for application of risk management shall be implemented not only for credit risk, market risk and operational risk, but also for liquidity risk, legal risk, reputation risk, strategic risk, and compliance risk.

Pengungkapan mengenai risiko kredit, risiko tingkat suku bunga, risiko mata uang, risiko likuiditas, dan risiko operasional telah diungkapkan dalam catatan tersendiri (lihat Catatan 53, 54, 55, 56, dan 57).

Disclosure of credit risk, interest rate risk, currency risk, liquidity risk, and operational risk has been disclosed in separate notes (refer to Notes 53, 54, 55, 56, and 57).

**PT BANK CIMB NIAGA Tbk
DAN ENTITAS ANAK/AND SUBSIDIARY**

**CATATAN ATAS LAPORAN KEUANGAN KONSOLIDASIAN
31 DESEMBER 2017, 2016, DAN 2015
SERTA TAHUN-TAHUN YANG BERAKHIR
31 DESEMBER 2017, 2016, DAN 2015**
(Dinyatakan dalam jutaan Rupiah, kecuali dinyatakan lain)

52. MANAJEMEN RISIKO (lanjutan)

a. Risiko Hukum

Risiko hukum adalah risiko yang disebabkan oleh adanya kelemahan aspek yuridis, antara lain yang disebabkan adanya tuntutan hukum, ketiadaan peraturan perundang-undangan yang mendukung aktivitas atau produk Bank CIMB Niaga, atau kelemahan perikatan seperti tidak dipenuhinya syarat sahnya kontrak dan pengikatan agunan yang tidak sempurna.

Berikut adalah faktor-faktor yang mempengaruhi risiko hukum: karakter nasabah yang negatif, kurangnya pemahaman atas produk yang dijual kepada nasabah, dokumen legal yang lemah, konflik dengan nasabah atau pihak lain yang tidak diselesaikan dengan baik, dan keluhan nasabah yang tidak diselesaikan dengan memuaskan.

Guna menghindari kemungkinan litigasi atau gugatan hukum, unit legal dan unit bisnis terkait bertugas untuk menyelesaikan masalah-masalah hukum yang terjadi dengan mengelola setiap *events* yang terkait dengan hukum secara tepat, termasuk potensi kerugiannya.

Bank CIMB Niaga melakukan manajemen risiko hukum dengan melakukan penanganan proses hukum secara profesional dan jika diperlukan membuat pencadangan potensi biaya kerugian.

b. Risiko Strategis

Risiko strategis adalah risiko yang antara lain disebabkan adanya penetapan dan pelaksanaan strategi Bank CIMB Niaga dan pengambilan keputusan bisnis yang tidak tepat atau kurang responsifnya Bank CIMB Niaga terhadap perubahan eksternal. Berikut adalah faktor-faktor yang mempengaruhi risiko strategis: visi dan misi Bank CIMB Niaga, rencana strategis, perubahan kepemilikan, dan peluncuran produk baru.

Pelaksanaan strategi, visi, dan misi Bank CIMB Niaga yang tidak tepat serta pengambilan keputusan bisnis yang tidak sejalan dengan perubahan eksternal dapat mempengaruhi kelangsungan bisnis Bank CIMB Niaga.

Dalam kaitannya dengan hal tersebut di atas, Bank CIMB Niaga telah membentuk, merumuskan, menyusun, dan memantau pelaksanaan strategi termasuk *corporate plan* dan *business plan*.

**NOTES TO THE CONSOLIDATED FINANCIAL STATEMENTS
31 DECEMBER 2017, 2016, AND 2015
AND FOR THE YEARS ENDED
31 DECEMBER 2017, 2016, AND 2015**
(Expressed in millions of Rupiah, unless otherwise stated)

52. RISK MANAGEMENT (continued)

a. Legal Risk

Legal risk is the risk arising from weaknesses in judicial aspect, amongst others are caused by legal claims, unavailability of law and regulations which supports Bank CIMB Niaga's products and activities, or weaknesses in legal documentation such as unavailability of binding contract and complete collateral agreements.

The following are factors which affect the legal risk: customers' negative character, lack of understanding of product sold to customers, weak legal documentation, unresolved conflict with customers or other parties, and unresolved customer complaints.

To prevent any possibility of litigation and legal cases, the legal group and business group are responsible to ensure all the legal cases are settled well through managing the legal events properly including provision on any potential loss that is incurred.

Bank CIMB Niaga manages the legal risk through professional legal case handling and if needed prepares provision for legal case expenses.

b. Strategic Risk

Strategic risk is the risk which is caused by the determination and implementation of Bank CIMB Niaga's strategy and inaccurate decision making or Bank CIMB Niaga's unawareness to the external factor changes. Factors which affect the strategic risk are: Bank CIMB Niaga's vision and mission, strategic plan, change of ownership, and launch of new products.

Improper strategy, vision, and mission implementation of Bank CIMB Niaga as well as business decisions that are not inline with external changes has an impact on Bank CIMB Niaga's business going concern.

In relation with the risk as stated above, Bank CIMB Niaga has established, formulated, developed, and monitored this strategy implementation including corporate plan and business plan.

**PT BANK CIMB NIAGA Tbk
DAN ENTITAS ANAK/AND SUBSIDIARY**

**CATATAN ATAS LAPORAN KEUANGAN KONSOLIDASIAN
31 DESEMBER 2017, 2016, DAN 2015
SERTA TAHUN-TAHUN YANG BERAKHIR
31 DESEMBER 2017, 2016, DAN 2015**
(Dinyatakan dalam jutaan Rupiah, kecuali dinyatakan lain)

**NOTES TO THE CONSOLIDATED FINANCIAL STATEMENTS
31 DECEMBER 2017, 2016, AND 2015
AND FOR THE YEARS ENDED
31 DECEMBER 2017, 2016, AND 2015**
(Expressed in millions of Rupiah, unless otherwise stated)

52. MANAJEMEN RISIKO (lanjutan)

b. Risiko Strategis (lanjutan)

Selain itu Bank CIMB Niaga menetapkan sejumlah indikator penting yang disesuaikan dengan kecukupan aset, permodalan, dan kondisi perubahan pasar agar bisnis Bank CIMB Niaga tetap tumbuh dan terus meningkatkan kepercayaan bagi para *stakeholder* dan *shareholder*.

c. Risiko Reputasi

Risiko reputasi adalah risiko yang antara lain disebabkan oleh adanya publikasi negatif yang terkait dengan kegiatan usaha Bank CIMB Niaga atau persepsi negatif terhadap Bank CIMB Niaga. Faktor-faktor yang mempengaruhi risiko reputasi antara lain: citra (*image*), harga saham, dan konflik internal.

Bank CIMB Niaga melakukan manajemen risiko reputasi dengan melakukan aktivitas *public relation*, *CSR (Corporate Social Responsibility)*, respon yang cepat terhadap keluhan nasabah, dan penerapan *Good Corporate Governance* yang konsisten.

Bank CIMB Niaga juga telah membentuk *Marketing and Communication Committee*, sebuah Komite Eksekutif, yang antara lain bertanggung jawab atas pemberian arahan yang jelas dalam pengelolaan merek Bank CIMB Niaga termasuk strategi, *value proposition*, dan *positioning*.

Pengelolaan risiko reputasi dilakukan dengan memantau publikasi negatif dari media cetak baik surat pembaca maupun artikel termasuk di dalamnya keluhan nasabah. Hal yang sama dilakukan untuk keluhan nasabah yang melalui *call center*.

d. Risiko Kepatuhan

Risiko kepatuhan adalah risiko yang terjadi karena Bank CIMB Niaga tidak mematuhi atau tidak melaksanakan ketentuan internal dan peraturan perundang-undangan. Pada prakteknya, risiko kepatuhan melekat pada risiko Bank CIMB Niaga yang terkait pada peraturan perundang-undangan, ketentuan kehati-hatian, dan ketentuan lain yang berlaku, seperti:

52. RISK MANAGEMENT (continued)

b. Strategic Risk (continued)

In addition, Bank CIMB Niaga has decided several major indicators that are adjusted with the adequacy of assets, capital, and market sensitivity conditions in order to maintain Bank CIMB Niaga's growth and continuously develop trust of stakeholders and shareholders.

c. Reputation Risk

Reputation risk is the risk which is caused by negative publicity related with Bank CIMB Niaga's activities or negative perception on Bank CIMB Niaga. Factors which influence reputation risk are image, share price, and internal conflict.

Bank CIMB Niaga manages reputation risk by performing public relation activities, CSR (Corporate Social Responsibility), quick response to customers' complaints, and consistent implementation of Good Corporate Governance.

Bank CIMB Niaga has also set up Marketing and Communication Committee, an Executive Committee, which is responsible for providing strategic direction and guidance on Bank CIMB Niaga brand, including strategy, value proposition, and positioning.

Reputation risk management is performed through monitoring negative reports from reader's letters and articles in media that includes customer's complaints. The same thing is also applied for customer complaints via call center.

d. Compliance Risk

Compliance risk is the risk that Bank CIMB Niaga does not comply or implement internal policies and laws and regulations. In practice, compliance risk is embeded in with Bank CIMB Niaga's risks relating to laws and regulations, prudential requirements, and other regulations such as:

**PT BANK CIMB NIAGA Tbk
DAN ENTITAS ANAK/AND SUBSIDIARY**

**CATATAN ATAS LAPORAN KEUANGAN KONSOLIDASIAN
31 DESEMBER 2017, 2016, DAN 2015
SERTA TAHUN-TAHUN YANG BERAKHIR
31 DESEMBER 2017, 2016, DAN 2015**
(Dinyatakan dalam jutaan Rupiah, kecuali dinyatakan lain)

52. MANAJEMEN RISIKO (lanjutan)

d. Risiko Kepatuhan (lanjutan)

- Risiko kredit terkait dengan ketentuan Kewajiban Pemenuhan Modal Minimum (KPMM), Kualitas Aset Produktif, Pembentukan Penyisihan Aset Produktif (PPAP), dan Batas Maksimum Pemberian Kredit (BMPK);
- Risiko pasar terkait dengan ketentuan Posisi Devisa Neto (PDN);
- Risiko strategis terkait dengan ketentuan Rencana Kerja Anggaran Tahunan (RKAT) Bank CIMB Niaga; dan
- Risiko lain yang terkait dengan ketentuan eksternal dan internal.

Faktor-faktor yang mempengaruhi risiko kepatuhan adalah: perubahan peraturan eksternal, komunikasi internal, budaya disiplin karyawan, dan infrastruktur.

Dalam mengelola manajemen risiko kepatuhan, Bank CIMB Niaga melakukan peningkatan budaya kepatuhan yang terus menerus dilakukan melalui program kepatuhan yaitu:

- Pembaharuan dan dokumentasi *database* kepatuhan;
- Sosialisasi/pelatihan kepatuhan melalui *regulation update, compliance news, e-learning, dan on-class training*;
- Uji kepatuhan terhadap produk baru, kebijakan baru, dan aktivitas bank;
- Monitor pelaksanaan kepatuhan melalui *compliance matrix* dan pembentukan *Designated Compliance Officer (DCO)*;
- Penerapan anti pencucian uang dan pencegahan pendanaan teroris; dan
- Pelaporan kepatuhan.

Rasio-rasio utama yang dipersyaratkan oleh Peraturan Bank Indonesia yaitu GWM, LFR, BMPK, NPL, PDN dan KPMM telah dipenuhi oleh Bank CIMB Niaga (Lihat Catatan 5, 12, 55, dan 59).

**NOTES TO THE CONSOLIDATED FINANCIAL STATEMENTS
31 DECEMBER 2017, 2016, AND 2015
AND FOR THE YEARS ENDED
31 DECEMBER 2017, 2016, AND 2015**
(Expressed in millions of Rupiah, unless otherwise stated)

52. RISK MANAGEMENT (continued)

d. Compliance Risk (continued)

- *Credit risk related with Capital Adequacy Ratio (CAR), Quality of Earning Assets, Allowance for Possible Losses, and Legal Lending Limit (LLL);*
- *Market risk related with Net Open Position (NOP) regulation;*
- *Strategic risk related with Bank CIMB Niaga's Annual Business Plan; and*
- *Other risks related with external and internal regulations.*

Factors which affect compliance risk are: external regulation changes, internal communication, employees discipline culture, and infrastructure.

In managing compliance risk, Bank CIMB Niaga makes continuous improvement for compliance culture through the compliance program:

- *Updating and documenting compliance database;*
- *Compliance socialisation/training through regulation update, compliance news, e-learning, and on-class training;*
- *Test of compliance on new products, new policies, and bank activities;*
- *Monitoring the compliance realisation through compliance matrix and establishing Designated Compliance Officer (DCO);*
- *Implementation of anti money laundering and preventive terrorism funding; and*
- *Compliance reporting.*

The main ratios required by Bank Indonesia regulation which are the Minimum Statutory Reserves, LFR, LLL, NPL, NOP and CAR have been fulfilled by Bank CIMB Niaga (refer to Notes 5, 12, 55, and 59).

**PT BANK CIMB NIAGA Tbk
DAN ENTITAS ANAK/AND SUBSIDIARY**

**CATATAN ATAS LAPORAN KEUANGAN KONSOLIDASIAN
31 DESEMBER 2017, 2016, DAN 2015
SERTA TAHUN-TAHUN YANG BERAKHIR
31 DESEMBER 2017, 2016, DAN 2015**
(Dinyatakan dalam jutaan Rupiah, kecuali dinyatakan lain)

**NOTES TO THE CONSOLIDATED FINANCIAL STATEMENTS
31 DECEMBER 2017, 2016, AND 2015
AND FOR THE YEARS ENDED
31 DECEMBER 2017, 2016, AND 2015**
(Expressed in millions of Rupiah, unless otherwise stated)

52. MANAJEMEN RISIKO (lanjutan)

52. RISK MANAGEMENT (continued)

e. Nilai wajar aset dan liabilitas keuangan

e. Fair value of financial assets and liabilities

Pada tanggal 31 Desember 2017, 2016, dan 2015, nilai wajar dari aset dan liabilitas keuangan Bank CIMB Niaga dan Entitas Anak adalah:

As at 31 December 2017, 2016, and 2015, the fair value of the Bank CIMB Niaga and Subsidiary's financial assets and liabilities are as follows:

	2017		
	Nilai tercatat/ Carrying value	Nilai wajar/ Fair value	
Aset ¹⁾			Assets ¹⁾
Giro pada			Current accounts with
Bank Indonesia	11,522,696	11,522,696	Bank Indonesia
Giro pada bank lain	3,574,267	3,574,267	Current accounts with other banks
Penempatan pada bank lain dan			Placements with other banks
Bank Indonesia	13,314,199	13,314,199	and Bank Indonesia
Efek-efek	13,442,054	13,251,117	Marketable securities
Obligasi Pemerintah	24,971,486	25,239,698	Government Bonds
Tagihan derivatif	280,293	280,293	Derivative receivables
Kredit yang diberikan, piutang pembiayaan konsumen, dan piutang sewa pembiayaan			Loans, consumer financing receivables, and financing lease receivables
Modal Kerja	95,314,863	92,153,306	Working capital
Investasi	38,674,622	37,603,255	Investment
Konsumsi	43,829,217	43,882,348	Consumer
	<u>177,818,702</u>	<u>173,638,909</u>	
Tagihan akseptasi	4,184,965	4,184,965	Acceptance receivables
Penyertaan	3,659	3,659	Investments
Pendapatan yang masih harus diterima	1,191,635	1,191,635	Accrued income
Aset lain-lain	1,286,743	1,286,743	Other assets
	<u>251,590,699</u>	<u>247,488,181</u>	
Liabilitas			Liabilities
Liabilitas segera	1,946,166	1,946,166	Obligation due immediately
Simpanan dari nasabah	189,317,196	189,317,196	Deposits from customers
Simpanan dari bank lain	6,884,335	6,884,335	Deposits from other banks
Efek-efek yang dijual dengan janji dibeli kembali	9,378,703	9,378,703	Securities sold under repurchase agreement
Liabilitas derivatif	110,823	110,823	Derivative payables
Liabilitas akseptasi	4,184,965	4,184,965	Acceptance payables
Efek-efek yang diterbitkan	5,403,613	5,473,878	Marketable securities issued
Pinjaman yang diterima	5,809,723	5,809,723	Borrowings
Beban yang masih harus dibayar dan liabilitas lain-lain	738,990	738,990	Accruals and other liabilities
Pinjaman subordinasi	1,596,772	1,709,984	Subordinated loans
	<u>225,371,286</u>	<u>225,554,763</u>	

¹⁾ Setelah dikurangkan Cadangan kerugian penurunan nilai

¹⁾ Net of Allowances for impairment losses

**PT BANK CIMB NIAGA Tbk
DAN ENTITAS ANAK/AND SUBSIDIARY**

**CATATAN ATAS LAPORAN KEUANGAN KONSOLIDASIAN
31 DESEMBER 2017, 2016, DAN 2015
SERTA TAHUN-TAHUN YANG BERAKHIR
31 DESEMBER 2017, 2016, DAN 2015**
(Dinyatakan dalam jutaan Rupiah, kecuali dinyatakan lain)

**NOTES TO THE CONSOLIDATED FINANCIAL STATEMENTS
31 DECEMBER 2017, 2016, AND 2015
AND FOR THE YEARS ENDED
31 DECEMBER 2017, 2016, AND 2015**
(Expressed in millions of Rupiah, unless otherwise stated)

52. MANAJEMEN RISIKO (lanjutan)

52. RISK MANAGEMENT (continued)

e. Nilai wajar aset dan liabilitas keuangan (lanjutan)

e. Fair value of financial assets and liabilities (continued)

Pada tanggal 31 Desember 2017, 2016, dan 2015, nilai wajar dari aset dan liabilitas keuangan Bank CIMB Niaga dan Entitas Anak adalah (lanjutan):

As at 31 December 2017, 2016, and 2015, the fair value of the Bank CIMB Niaga and Subsidiary's financial assets and liabilities are as follows (continued):

	2016		
	Nilai tercatat/ Carrying value	Nilai wajar/ Fair value	
Aset *)			Assets *)
Giro pada			Current accounts with
Bank Indonesia	13,345,736	13,345,736	Bank Indonesia
Giro pada bank lain	1,624,152	1,624,152	Current accounts with other banks
Penempatan pada bank lain dan			Placements with other banks
Bank Indonesia	4,424,305	4,424,305	and Bank Indonesia
Efek-efek	9,344,227	9,378,618	Marketable securities
Obligasi Pemerintah	18,184,132	18,050,128	Government Bonds
Efek-efek yang dibeli dengan			Securities purchased under
janji dijual kembali	542,956	542,956	resale agreements
Tagihan derivatif	484,602	484,602	Derivative receivables
Kredit yang diberikan,			Loans, consumer financing
piutang pembiayaan konsumen, dan			receivables, and financing lease
piutang sewa pembiayaan			receivables
Modal Kerja	82,437,632	81,826,768	Working capital
Investasi	45,413,375	45,174,917	Investment
Konsumsi	44,184,333	45,177,422	Consumer
	<u>172,035,340</u>	<u>172,179,107</u>	
Tagihan akseptasi	4,488,511	4,488,511	Acceptance receivables
Penyerahan	3,574	3,574	Investments
Pendapatan yang masih harus diterima	1,320,932	1,320,932	Accrued income
Aset lain-lain	1,907,626	1,907,626	Other assets
	<u>227,706,093</u>	<u>227,750,247</u>	
Liabilitas			Liabilities
Liabilitas segera	1,954,804	1,954,804	Obligation due immediately
Simpanan dari nasabah	180,571,134	180,571,134	Deposits from customers
Simpanan dari bank lain	4,557,473	4,557,473	Deposits from other banks
Efek-efek yang dijual dengan janji			Securities sold under
dibeli kembali	169,634	169,634	repurchase agreement
Liabilitas derivatif	362,917	362,917	Derivative payables
Liabilitas akseptasi	4,077,182	4,077,182	Acceptance payables
Efek-efek yang diterbitkan	3,237,704	3,225,928	Marketable securities issued
Pinjaman yang diterima	5,436,073	5,436,073	Borrowings
Beban yang masih harus dibayar dan			Accruals and
liabilitas lain-lain	804,200	804,200	other liabilities
Pinjaman subordinasi	2,979,566	3,097,563	Subordinated loans
	<u>204,150,687</u>	<u>204,256,908</u>	

*) Setelah dikurangkan Cadangan kerugian penurunan nilai

*) Net of Allowances for impairment losses

**PT BANK CIMB NIAGA Tbk
DAN ENTITAS ANAK/AND SUBSIDIARY**

**CATATAN ATAS LAPORAN KEUANGAN KONSOLIDASIAN
31 DESEMBER 2017, 2016, DAN 2015
SERTA TAHUN-TAHUN YANG BERAKHIR
31 DESEMBER 2017, 2016, DAN 2015**
(Dinyatakan dalam jutaan Rupiah, kecuali dinyatakan lain)

**NOTES TO THE CONSOLIDATED FINANCIAL STATEMENTS
31 DECEMBER 2017, 2016, AND 2015
AND FOR THE YEARS ENDED
31 DECEMBER 2017, 2016, AND 2015**
(Expressed in millions of Rupiah, unless otherwise stated)

52. MANAJEMEN RISIKO (lanjutan)

52. RISK MANAGEMENT (continued)

e. Nilai wajar aset dan liabilitas keuangan (lanjutan)

e. Fair value of financial assets and liabilities (continued)

Pada tanggal 31 Desember 2017, 2016, dan 2015, nilai wajar dari aset dan liabilitas keuangan Bank CIMB Niaga dan Entitas Anak adalah (lanjutan):

As at 31 December 2017, 2016, and 2015, the fair value of the Bank CIMB Niaga and Subsidiary's financial assets and liabilities are as follows (continued):

	2015		
	Nilai tercatat/ Carrying value	Nilai wajar/ Fair value	
Aset *)			Assets *)
Giro pada			Current accounts with
Bank Indonesia	14,605,403	14,605,403	Bank Indonesia
Giro pada bank lain	2,348,027	2,348,027	Current accounts with other banks
Penempatan pada bank lain dan			Placements with other banks
Bank Indonesia	5,883,668	5,883,668	and Bank Indonesia
Efek-efek	9,821,623	9,816,919	Marketable securities
Obligasi Pemerintah	16,049,893	15,862,298	Government Bonds
Efek-efek yang dibeli dengan			Securities purchased under
janji dijual kembali	174,552	174,552	resale agreements
Tagihan derivatif	595,554	595,554	Derivative receivables
Kredit yang diberikan,			Loans, consumer financing
piutang pembiayaan konsumen, dan			receivables, and financing lease
piutang sewa pembiayaan			receivables
tagihan anjak piutang			receivables
Modal Kerja	83,733,239	83,636,638	Working capital
Investasi	42,856,639	42,761,566	Investment
Konsumsi	43,526,643	44,726,265	Consumer
	<u>170,116,521</u>	<u>171,124,469</u>	
Tagihan akseptasi	4,251,849	4,251,849	Acceptance receivables
Penyeritaan	13,048	13,048	Investments
Pendapatan bunga yang masih akan diterima	1,383,890	1,383,890	Accrued interest income
Aset lain-lain	1,253,694	1,253,694	Other assets
	<u>226,497,722</u>	<u>227,313,371</u>	
Liabilitas			Liabilities
Liabilitas segera	786,132	786,132	Obligation due immediately
Simpanan dari nasabah	178,533,077	178,533,077	Deposits from customers
Simpanan dari bank lain	5,654,410	5,654,410	Deposits from other banks
Efek-efek yang dijual dengan janji			Securities sold under
dibeli kembali	1,996,167	1,996,167	repurchase agreement
Liabilitas derivatif	888,704	888,704	Derivative payables
Liabilitas akseptasi	4,190,087	4,190,087	Acceptance payables
Efek-efek yang diterbitkan	4,476,921	4,420,952	Marketable securities issued
Pinjaman yang diterima	6,684,630	6,684,630	Borrowings
Beban yang masih harus dibayar dan			Accruals and
liabilitas lain-lain	904,088	904,088	other liabilities
Pinjaman subordinasi	2,969,774	2,952,926	Subordinated loans
	<u>207,083,990</u>	<u>207,011,173</u>	

*) Setelah dikurangkan Cadangan kerugian penurunan nilai

*) Net of Allowances for impairment losses

**PT BANK CIMB NIAGA Tbk
DAN ENTITAS ANAK/AND SUBSIDIARY**

**CATATAN ATAS LAPORAN KEUANGAN KONSOLIDASIAN
31 DESEMBER 2017, 2016, DAN 2015
SERTA TAHUN-TAHUN YANG BERAKHIR
31 DESEMBER 2017, 2016, DAN 2015**
(Dinyatakan dalam jutaan Rupiah, kecuali dinyatakan lain)

**NOTES TO THE CONSOLIDATED FINANCIAL STATEMENTS
31 DECEMBER 2017, 2016, AND 2015
AND FOR THE YEARS ENDED
31 DECEMBER 2017, 2016, AND 2015**
(Expressed in millions of Rupiah, unless otherwise stated)

52. MANAJEMEN RISIKO (lanjutan)

52. RISK MANAGEMENT (continued)

e. Nilai wajar aset dan liabilitas keuangan (lanjutan)

**e. Fair value of financial assets and liabilities
(continued)**

- (i) Giro pada Bank Indonesia, giro pada bank lain, tagihan akseptasi, penyertaan, pendapatan yang masih harus diterima, dan aset lain-lain

- (i) Current accounts with Bank Indonesia, current accounts with other banks, acceptance receivables, investments, accrued income, and other assets

Nilai tercatat dari giro pada Bank Indonesia dan bank lain dengan suku bunga mengambang adalah perkiraan yang layak atas nilai wajar.

The carrying amount of floating rate current accounts with Bank Indonesia and other banks is a reasonable approximation of fair value.

Estimasi nilai wajar terhadap tagihan akseptasi, penyertaan, pendapatan yang masih harus diterima, dan aset lain-lain ditetapkan berdasarkan diskonto arus kas dengan menggunakan suku bunga pasar uang yang berlaku untuk hutang dengan risiko kredit dan sisa jatuh tempo yang serupa. Karena sisa jatuh tempo di bawah 1 (satu) tahun sehingga nilai tercatat dari tagihan akseptasi, pendapatan yang masih harus diterima, dan aset lain-lain adalah perkiraan yang layak atas nilai wajar.

The estimated fair value of acceptance receivables, investments, accrued income, and other assets is based on discounted cash flows using prevailing money market interest rates for debts with similar credit risk and remaining maturity. Since the maturity is below 1 (one) year, the carrying amount of acceptance receivables, accrued income, and other assets is a reasonable approximation of fair value.

- (ii) Penempatan pada bank lain dan Bank Indonesia

- (ii) Placements with other banks and Bank Indonesia

Penempatan pada bank lain dan Bank Indonesia merupakan penanaman dana dalam bentuk Fasilitas Simpanan Bank Indonesia (FASBI), FASBI Syariah, *call money*, penempatan "fixed-term", deposito berjangka, dan lain-lain.

Placements with other banks and Bank Indonesia represent placements in the form of Bank Indonesia Deposit Facility (FASBI), Sharia Bank Indonesia Deposit Facility (FASBI), call money, "fixed-term" placements, time deposits, and others.

Nilai tercatat dari penempatan dan simpanan *overnight* dengan suku bunga mengambang adalah perkiraan yang layak atas nilai wajar.

The carrying amount of floating rate placements and overnight deposits is a reasonable approximation of fair value.

Estimasi nilai wajar terhadap penempatan dengan suku bunga tetap ditetapkan berdasarkan diskonto arus kas dengan menggunakan suku bunga pasar uang yang berlaku untuk hutang dengan risiko kredit dan sisa jatuh tempo yang serupa (level 2 - hirarki nilai wajar).

The estimated fair value of fixed interest bearing deposits is based on discounted cash flows using prevailing money market interest rates for debts with similar credit risk and remaining maturity (level 2 - fair value hierarchy).

**PT BANK CIMB NIAGA Tbk
DAN ENTITAS ANAK/AND SUBSIDIARY**

**CATATAN ATAS LAPORAN KEUANGAN KONSOLIDASIAN
31 DESEMBER 2017, 2016, DAN 2015
SERTA TAHUN-TAHUN YANG BERAKHIR
31 DESEMBER 2017, 2016, DAN 2015**
(Dinyatakan dalam jutaan Rupiah, kecuali dinyatakan lain)

**NOTES TO THE CONSOLIDATED FINANCIAL STATEMENTS
31 DECEMBER 2017, 2016, AND 2015
AND FOR THE YEARS ENDED
31 DECEMBER 2017, 2016, AND 2015**
(Expressed in millions of Rupiah, unless otherwise stated)

52. MANAJEMEN RISIKO (lanjutan)

52. RISK MANAGEMENT (continued)

e. Nilai wajar aset dan liabilitas keuangan (lanjutan)

**e. Fair value of financial assets and liabilities
(continued)**

- (iii) Tagihan dan liabilitas derivatif, Efek-efek, dan Obligasi

- (iii) *Derivative receivables and payables, Marketable securities, and Bonds*

Nilai wajar untuk tagihan dan liabilitas derivatif mencerminkan diskonto dari estimasi kini dari arus kas masa depan yang diharapkan akan diterima atau dibayarkan hingga jatuh tempo. Arus kas yang diharapkan didiskontokan pada tingkat suku bunga pasar terkini untuk menentukan nilai wajar (tingkat 2 – hirarki nilai wajar). Nilai wajar untuk efek-efek ditetapkan berdasarkan data dari IBPA (*Indonesia Bond Pricing Agency*) dimana dihitung dengan model diskonto arus kas dengan kurva *yield* (diambil dari data pasar) terkini yang sesuai dengan sisa periode jatuh temponya (tingkat 2 – hirarki nilai wajar). Nilai wajar untuk obligasi pemerintah ditetapkan berdasarkan harga pasar kuotasi dari Bloomberg (tingkat 1 –hirarki nilai wajar).

The fair value for derivative receivables and payables represents discounted amount of estimated future cash flows expected to be received or to be paid until maturity. Expected cash flows are discounted at current market rates to determine fair value (level 2 - fair value hierarchy). The fair value for marketable securities are based on data from IBPA (Indonesia Bond Pricing Agency) which is calculated using discounted cash flow model based on current yield curve (derived from market data) appropriated with remaining term of maturity (level 2 – fair value hierarchy). The fair value for government bonds are based on quoted market prices from Bloomberg (level 1 – fair value hierarchy).

- (iv) Efek-efek yang dibeli dengan janji dijual kembali

- (iv) *Securities purchased under resale agreements*

Estimasi nilai wajar terhadap efek-efek yang dibeli dengan janji dijual kembali ditetapkan berdasarkan diskonto arus kas dengan menggunakan suku bunga pasar uang yang berlaku untuk hutang dengan risiko kredit dan sisa jatuh tempo yang serupa. Karena sisa jatuh tempo di bawah 1 (satu) tahun sehingga nilai tercatat dari efek-efek yang dibeli dengan janji dijual kembali adalah perkiraan yang layak atas nilai wajar (level 2 - hirarki nilai wajar).

The estimated fair value of securities purchased under resale agreements is based on discounted cash flows using prevailing money market interest rates for debts with similar credit risk and remaining maturity. Since the maturity is below 1 (one) year, the carrying amount of securities purchased under resale agreements is a reasonable approximation of fair value (level 2 - fair value hierarchy).

- (v) Kredit yang diberikan, piutang pembiayaan konsumen, dan piutang sewa pembiayaan

- (v) *Loans, consumer financing receivables, and financing lease receivables*

Kredit yang diberikan, piutang pembiayaan konsumen, dan piutang sewa pembiayaan dinyatakan berdasarkan jumlah nilai tercatat setelah dikurangi oleh beban penurunan nilai. Estimasi nilai wajar mencerminkan jumlah diskonto dari estimasi kini dari arus kas masa depan yang diharapkan akan diterima. Arus kas yang diharapkan didiskontokan pada tingkat suku bunga pasar terkini untuk menentukan nilai wajar (level 3 - hirarki nilai wajar).

Loans, consumer financing receivables, and financing lease receivables are recorded at carrying amount net of charges for impairment. The estimated fair value represents the discounted amount of estimated future cash flows expected to be received. Expected cash flows are discounted at current market rates to determine fair value (level 3 - fair value hierarchy).

**PT BANK CIMB NIAGA Tbk
DAN ENTITAS ANAK/AND SUBSIDIARY**

**CATATAN ATAS LAPORAN KEUANGAN KONSOLIDASIAN
31 DESEMBER 2017, 2016, DAN 2015
SERTA TAHUN-TAHUN YANG BERAKHIR
31 DESEMBER 2017, 2016, DAN 2015**
(Dinyatakan dalam jutaan Rupiah, kecuali dinyatakan lain)

**NOTES TO THE CONSOLIDATED FINANCIAL STATEMENTS
31 DECEMBER 2017, 2016, AND 2015
AND FOR THE YEARS ENDED
31 DECEMBER 2017, 2016, AND 2015**
(Expressed in millions of Rupiah, unless otherwise stated)

52. MANAJEMEN RISIKO (lanjutan)

52. RISK MANAGEMENT (continued)

e. Nilai wajar aset dan liabilitas keuangan (lanjutan)

**e. Fair value of financial assets and liabilities
(continued)**

- (vi) Estimasi nilai wajar simpanan tanpa jatuh tempo, termasuk simpanan tanpa bunga, adalah sebesar jumlah terhutang ketika hutang tersebut dibayarkan.

- (vi) *The estimated fair value of deposits with no stated maturity, which includes non-interest bearing deposits, is the amount repayable on demand.*

Liabilitas segera, simpanan dari nasabah, simpanan dari bank lain, liabilitas akseptasi, pinjaman diterima, serta beban yang masih harus dibayar dan liabilitas lain-lain

Obligation due immediately, deposits from customers, deposits from other banks, acceptance liabilities, borrowings, and accrual and other liabilities

Estimasi nilai wajar terhadap liabilitas segera, simpanan dengan tingkat suku bunga tetap, liabilitas akseptasi, pinjaman yang diterima, beban yang masih harus dibayar, dan liabilitas lain-lain yang tidak memiliki kuotasi di pasar aktif ditetapkan berdasarkan diskonto arus kas dengan menggunakan suku bunga hutang baru dengan sisa jatuh tempo yang serupa (level 2 - hirarki nilai wajar).

The estimated fair value of obligation due immediately, fixed interest-bearing deposits, acceptance liabilities, borrowings, accrual, and other liabilities not quoted in an active market is based on discounted cash flows using interest rates for new debts with similar remaining maturity (level 2 - fair value hierarchy).

- (vii) Pinjaman subordinasi

- (vii) *Subordinated loans*

Nilai wajar obligasi diestimasi menggunakan data dari IBPA (*Indonesia Bond Pricing Agency*) dimana dihitung dengan model diskonto arus kas dengan kurva *yield* (diambil dari data pasar) terkini yang sesuai dengan sisa periode jatuh temponya (tingkat 2 - hirarki nilai wajar).

The fair value of bonds are estimated by using data from IBPA (Indonesia Bond Pricing Agency) which is calculated using a discounted cash flow model based on current yield curve (derived from market data) appropriated with remaining term of maturity (level 2 - fair value hierarchy).

- (viii) Efek-efek yang diterbitkan

- (viii) *Marketable securities issued*

Nilai wajar agregat dihitung berdasarkan harga pasar kuotasi. Jika informasi ini tidak tersedia, model diskonto arus kas digunakan berdasarkan kurva *yield* terkini (didapat dari lembaga penilai obligasi) yang sesuai dengan sisa periode jatuh temponya (level 2 - hirarki nilai wajar)

The aggregate fair values are calculated based on quoted market prices. For those notes where quoted market prices are not available, a discounted cash flow model is used based on a current yield curve (obtained from bonds valuation agency) appropriate with the remaining term of maturity (level 2 - fair value hierarchy)

Aset dan liabilitas keuangan yang diukur pada nilai wajar menggunakan hirarki nilai wajar sebagai berikut:

Financial assets and liabilities measured at fair value use the following fair value hierarchy of:

**PT BANK CIMB NIAGA Tbk
DAN ENTITAS ANAK/AND SUBSIDIARY**

**CATATAN ATAS LAPORAN KEUANGAN KONSOLIDASIAN
31 DESEMBER 2017, 2016, DAN 2015
SERTA TAHUN-TAHUN YANG BERAKHIR
31 DESEMBER 2017, 2016, DAN 2015**
(Dinyatakan dalam jutaan Rupiah, kecuali dinyatakan lain)

**NOTES TO THE CONSOLIDATED FINANCIAL STATEMENTS
31 DECEMBER 2017, 2016, AND 2015
AND FOR THE YEARS ENDED
31 DECEMBER 2017, 2016, AND 2015**
(Expressed in millions of Rupiah, unless otherwise stated)

52. MANAJEMEN RISIKO (lanjutan)

52. RISK MANAGEMENT (continued)

e. Nilai wajar aset dan liabilitas keuangan (lanjutan)

e. Fair value of financial assets and liabilities (continued)

(viii) Efek-efek yang diterbitkan (lanjutan)

(viii) Marketable securities issued (continued)

a. Tingkat 1

Harga kuotasian (tidak disesuaikan) dalam pasar aktif untuk aset atau liabilitas yang identik;

a. Level 1

Quoted prices (unadjusted) in active markets for identical assets or liabilities;

b. Tingkat 2

Input selain harga kuotasian yang termasuk dalam Tingkat 1 yang dapat diobservasi untuk aset atau liabilitas, baik secara langsung (misalnya harga) maupun tidak langsung (misalnya derivasi harga); dan

b. Level 2

Inputs other than quoted prices included within Level 1 that are observable for the assets or liabilities, either directly (such as prices) or indirectly (such as derived from prices); and

c. Tingkat 3

Input untuk aset atau liabilitas yang bukan berdasarkan data pasar yang dapat diobservasi (input yang tidak dapat diobservasi).

c. Level 3

Inputs for the assets or liabilities that are not based on observable market data (unobservable inputs).

Pada tanggal 31 Desember 2017, 2016, dan 2015, aset dan liabilitas keuangan yang diukur pada nilai wajar menggunakan hirarki nilai wajar adalah:

As at 31 December 2017, 2016, and 2015, financial assets and liabilities measured at fair value based on following fair value hierarchy:

	2017					
	Nilai tercatat/ <i>Carrying value</i>	Tingkat 1/ <i>Level 1</i>	Tingkat 2/ <i>Level 2</i>	Tingkat 3/ <i>Level 3</i>	Nilai wajar/ <i>Fair value</i>	
Aset						Assets
Efek-efek	12,174,041	-	12,174,041	-	12,174,041	Marketable securities
Obligasi Pemerintah	17,334,068	17,334,068	-	-	17,334,068	Government Bonds
Tagihan derivatif	280,293	-	280,293	-	280,293	Derivative receivables
	29,788,402	17,334,068	12,454,334	-	29,788,402	
Liabilitas						Liabilities
Liabilitas derivatif	110,823	-	110,823	-	110,823	Derivative payables
	110,823	-	110,823	-	110,823	

**PT BANK CIMB NIAGA Tbk
DAN ENTITAS ANAK/AND SUBSIDIARY**

**CATATAN ATAS LAPORAN KEUANGAN KONSOLIDASIAN
31 DESEMBER 2017, 2016, DAN 2015
SERTA TAHUN-TAHUN YANG BERAKHIR
31 DESEMBER 2017, 2016, DAN 2015**
(Dinyatakan dalam jutaan Rupiah, kecuali dinyatakan lain)

**NOTES TO THE CONSOLIDATED FINANCIAL STATEMENTS
31 DECEMBER 2017, 2016, AND 2015
AND FOR THE YEARS ENDED
31 DECEMBER 2017, 2016, AND 2015**
(Expressed in millions of Rupiah, unless otherwise stated)

52. MANAJEMEN RISIKO (lanjutan)

52. RISK MANAGEMENT (continued)

e. Nilai wajar aset dan liabilitas keuangan (lanjutan)

**e. Fair value of financial assets and liabilities
(continued)**

		2016				
		Nilai tercatat/ <i>Carrying value</i>	Tingkat 1/ <i>Level 1</i>	Tingkat 2/ <i>Level 2</i>	Tingkat 3/ <i>Level 3</i>	Nilai wajar/ <i>Fair value</i>
Aset						Assets
Efek-efek	8,417,593	-	8,417,593	-	8,417,593	<i>Marketable securities</i>
Obligasi Pemerintah	10,917,037	10,917,037	-	-	10,917,037	<i>Government Bonds</i>
Tagihan derivatif	484,602	-	484,602	-	484,602	<i>Derivative receivables</i>
	19,819,232	10,917,037	8,902,195	-	19,819,232	
Liabilitas						Liabilities
Liabilitas derivatif	362,917	-	362,917	-	362,917	<i>Derivative payables</i>
	362,917	-	362,917	-	362,917	
		2015				
		Nilai tercatat/ <i>Carrying value</i>	Tingkat 1/ <i>Level 1</i>	Tingkat 2/ <i>Level 2</i>	Tingkat 3/ <i>Level 3</i>	Nilai wajar/ <i>Fair value</i>
Aset						Assets
Efek-efek	8,601,113	-	8,601,113	-	8,601,113	<i>Marketable securities</i>
Obligasi Pemerintah	10,818,025	10,818,025	-	-	10,818,025	<i>Government Bonds</i>
Tagihan derivatif	595,554	-	595,554	-	595,554	<i>Derivative receivables</i>
	20,014,692	10,818,025	9,196,667	-	20,014,692	
Liabilitas						Liabilities
Liabilitas derivatif	888,704	-	888,704	-	888,704	<i>Derivative payables</i>
	888,704	-	888,704	-	888,704	

f. Manajemen risiko permodalan

f. Capital risk management

Kebijakan manajemen modal Bank CIMB Niaga adalah untuk mempertahankan posisi modal yang kuat untuk mendukung pertumbuhan bisnis dan mempertahankan investor, deposan, pelanggan, dan kepercayaan pasar. Dalam pengelolaan permodalan, Bank CIMB Niaga mempertimbangkan faktor-faktor seperti: pengembalian modal yang optimal kepada pemegang saham, menjaga keseimbangan antara keuntungan yang lebih tinggi dengan *gearing ratio* dan keuntungan, serta keamanan yang diberikan oleh posisi modal yang sehat.

Bank CIMB Niaga's capital management objective is to maintain a strong capital position to support business growth and to sustain investors, depositor, customer, and market confidence. In managing its capital, Bank CIMB Niaga considers factors such as: providing optimal capital rate of return to shareholders, maintaining a balance between high return with gearing ratio and the advantages, and safety provided by a sound capital position.

**PT BANK CIMB NIAGA Tbk
DAN ENTITAS ANAK/AND SUBSIDIARY**

**CATATAN ATAS LAPORAN KEUANGAN KONSOLIDASIAN
31 DESEMBER 2017, 2016, DAN 2015
SERTA TAHUN-TAHUN YANG BERAKHIR
31 DESEMBER 2017, 2016, DAN 2015**
(Dinyatakan dalam jutaan Rupiah, kecuali dinyatakan lain)

52. MANAJEMEN RISIKO (lanjutan)

f. Manajemen risiko permodalan (lanjutan)

Bank CIMB Niaga telah memenuhi semua persyaratan modal yang diwajibkan sepanjang tahun.

Posisi permodalan Bank CIMB Niaga berdasarkan peraturan Bank Indonesia yang berlaku pada tanggal 31 Desember 2017, 2016, dan 2015, diungkapkan pada Catatan 59.

Manajemen menggunakan peraturan rasio permodalan untuk memantau kecukupan modal, sesuai dengan standar industri. Pendekatan Bank Indonesia untuk pengukuran modal tersebut terutama didasarkan pada pemantauan kebutuhan modal yang diwajibkan (diukur sebagai 8% dari aset tertimbang menurut risiko) terhadap modal yang tersedia.

Profil Risiko

Penilaian risiko ditekankan kepada jenis-jenis risiko sebagaimana yang ditetapkan oleh OJK, yaitu Risiko Kredit, Risiko Likuiditas, Risiko Pasar, Risiko Operasional, Risiko Hukum, Risiko Kepatuhan, Risiko Reputasi, dan Risiko Strategis. Untuk mendapatkan profil risiko secara keseluruhan dari semua jenis risiko, Bank CIMB Niaga memberikan bobot risiko untuk setiap jenis risiko sesuai dengan *risk appetite* yang telah direncanakan/ditetapkan sebelumnya. Berdasarkan laporan yang diserahkan ke OJK, profil risiko Bank CIMB Niaga secara keseluruhan pada tanggal 31 Desember 2017 dapat dikategorikan Moderat Rendah dengan kecenderungan Stabil.

53. RISIKO KREDIT

Risiko kredit adalah risiko kerugian keuangan yang timbul jika nasabah, klien atau rekanan Bank CIMB Niaga gagal memenuhi liabilitas kontraktualnya kepada Bank CIMB Niaga. Risiko kredit terutama berasal dari kredit yang diberikan kepada sektor konsumen dan komersial, kartu kredit, dan risiko kredit dari *credit enhancement*, seperti kredit derivatif (*credit default swaps*), garansi, *letters of credit*, *endorsements*, dan akseptasi.

Bank CIMB Niaga juga dipengaruhi oleh risiko kredit lainnya yang berasal dari investasi pada efek hutang (Obligasi Pemerintah dan efek-efek) dan eksposur lain yang timbul dari aktivitas perdagangan (eksposur perdagangan).

Manajemen melakukan pengelolaan eksposur risiko kredit dengan hati-hati. Manajemen dan pengendalian atas risiko kredit dipusatkan dalam tim manajemen risiko kredit, yang bertanggung jawab kepada Direksi dan pemimpin tiap unit bisnis secara rutin.

**NOTES TO THE CONSOLIDATED FINANCIAL STATEMENTS
31 DECEMBER 2017, 2016, AND 2015
AND FOR THE YEARS ENDED
31 DECEMBER 2017, 2016, AND 2015**
(Expressed in millions of Rupiah, unless otherwise stated)

52. RISK MANAGEMENT (continued)

f. Capital risk management (continued)

Bank CIMB Niaga has complied with all externally imposed capital requirements throughout the year.

Bank CIMB Niaga's regulatory capital position under the prevailing Bank Indonesia regulation as at 31 December 2017, 2016, and 2015, were disclosed in Note 59.

Management uses regulatory capital ratios in order to monitor its capital base, in accordance with the industry standards for measuring capital adequacy. Bank Indonesia's approach in measuring the capital ratio is primarily based on capital regulatory (measured as 8% of risk-weighted assets) towards available capital resources.

Risk Profile

Risk assessment is emphasised on types of risks as determined by FSA such as Credit Risk, Liquidity Risk, Market Risk, Operational Risk, Legal Risk, Compliance Risk, Reputation Risk, and Strategic Risk. To obtain the overall risk profiles from all types of risks, Bank CIMB Niaga assigns risk weight for each type of risk in accordance with pre-determined risk appetite. Based on Bank CIMB Niaga's report to FSA, Bank CIMB Niaga's overall risk profile as at 31 December 2017 is Low Moderate with Stable trends.

53. CREDIT RISK

Credit risk is the risk of financial loss, if any of Bank CIMB Niaga's customers, clients or market counterparties fail to fulfill their contractual obligations to Bank CIMB Niaga. Credit risk arises mainly from consumer and commercial loans, credit cards, and also arises from credit enhancement provided, such as credit derivatives (*credit default swaps*), guarantees, *letters of credit*, *endorsements*, and acceptances.

Bank CIMB Niaga is also exposed to other credit risks arising from investments in debt securities (Government Bonds and marketable securities) and other exposures arising from its trading activities (*trading exposures*).

Management is prudent in managing its exposure to credit risk. The credit risk management and control are centralised in a credit risk management team, which reports to the Board of Directors and head of each business unit regularly.

**PT BANK CIMB NIAGA Tbk
DAN ENTITAS ANAK/AND SUBSIDIARY**

**CATATAN ATAS LAPORAN KEUANGAN KONSOLIDASIAN
31 DESEMBER 2017, 2016, DAN 2015
SERTA TAHUN-TAHUN YANG BERAKHIR
31 DESEMBER 2017, 2016, DAN 2015**
(Dinyatakan dalam jutaan Rupiah, kecuali dinyatakan lain)

53. RISIKO KREDIT (lanjutan)

Faktor utama yang berperan dalam pengendalian dan mengurangi risiko kredit adalah kemampuan dan kematangan satuan kerja perkreditan dalam membuat analisa kredit, sehingga pada akhirnya tercapai suatu keseimbangan antara pengelolaan risiko dengan pengembangan bisnis. Bersamaan dengan itu, pengelolaan portofolio dan risiko kredit merupakan tanggung jawab dari Komite Manajemen Risiko.

(i) Pengukuran risiko kredit

Estimasi terhadap eksposur kredit adalah proses yang kompleks dan memerlukan penggunaan model, dimana nilai dari suatu produk bervariasi tergantung dengan perubahan pada variabel-variabel pasar, arus kas masa depan, dan rentang waktu. Penilaian risiko kredit atas suatu portofolio aset memerlukan estimasi-estimasi, seperti kemungkinan terjadinya wanprestasi, rasio kerugian, dan korelasi wanprestasi antar rekanan.

Bank CIMB Niaga memiliki model untuk mendukung kuantifikasi dari risiko kredit. Model peringkat dan skor ini akan digunakan untuk keseluruhan portofolio kredit utama dan membentuk basis untuk mengukur risiko wanprestasi. Dalam mengukur risiko kredit untuk kredit yang diberikan, Bank CIMB Niaga mempertimbangkan tiga komponen: (i) estimasi kerugian saat debitur atau rekanan tidak dapat memenuhi liabilitasnya; (ii) estimasi tingkat eksposur saat debitur atau rekanan tidak dapat memenuhi liabilitasnya baik pada *on-balance sheet* maupun *off-balance sheet*; dan (iii) estimasi kerugian yang harus ditanggung oleh Bank CIMB Niaga atas liabilitas yang telah wanprestasi.

Untuk memantau risiko atas penyaluran kredit, secara rutin Bank CIMB Niaga melakukan analisa terhadap portofolio kredit melalui pendekatan secara statistik berdasarkan segmentasi bisnis dan kualitas kredit dari debitur atau rekanan. Indikator "Peringatan Dini" ditentukan melalui proyeksi dan pemantauan limit. Metode yang digunakan dalam memantau portofolio secara reguler adalah matriks transisi dan *Gross Roll Rate Model*.

Penetapan Kebijakan Limit dan pemantauan juga dilakukan secara rutin, antara lain: Batas Maksimum Pemberian Kredit, segmentasi bisnis (kategori debitur), jenis mata uang, dan sektor ekonomi. Bank CIMB Niaga telah menetapkan limit-limit untuk memantau kualitas portofolio kredit ritel, termasuk didalamnya kredit ritel yang diberikan kepada individu, dalam jangka waktu tertentu/cicilan atau berulang dan kredit yang diberikan secara langsung atau tidak langsung kepada debitur.

**NOTES TO THE CONSOLIDATED FINANCIAL STATEMENTS
31 DECEMBER 2017, 2016, AND 2015
AND FOR THE YEARS ENDED
31 DECEMBER 2017, 2016, AND 2015**
(Expressed in millions of Rupiah, unless otherwise stated)

53. CREDIT RISK (continued)

The main factor that controls and reduces credit risk is the ability and maturity of the credit units to analyze the credit, which results in a balance between credit risk and business development consideration. At the same time, portfolio management and credit risk is the responsibility of the Risk Management Committee.

(i) Credit risk measurement

The estimation of credit exposure is complex and requires the use of models, as the value of a product varies depend on changes in market variables, expected future cash flows, and the passage of time. The credit assessment of asset portfolio entails further estimations such as the likelihood of defaults occurring of the associated loss ratios and of default correlations between counterparties.

Bank CIMB Niaga has the models to support the quantification of credit risk. These rating and scoring models will be used for all key credit portfolios and form the basis for measuring default risks. In measuring credit risk of loans, Bank CIMB Niaga considers three components: (i) loss estimation when debtor or counterparties cannot fulfilled their contractual obligations; (ii) estimation of the exposure when a debtors or counterparties cannot fulfilled their obligations, both at on-balance sheet and off-balance sheet; and (iii) loss estimation on the defaulted obligations which Bank CIMB Niaga should bear.

To manage and monitor credit risk, Bank CIMB Niaga performs portfolio analysis regularly through statistical method based on portfolio segmentation and credit quality from debtors or counterparties. "Early Warning" indicators are established through forecasting and limit monitoring. Several methods used in regular portfolio monitoring are transition matrix and Gross Roll Rate Model.

Policy and Limits monitoring is conducted on regular basis including: Legal Lending Limit, business segmentation (category of debtor), type of currency, and economic sectors. Bank CIMB Niaga has set the limits to monitor the quality of retail credit portfolio, covering the types of loans which granted to individuals, within a specific period/installment or revolving and direct or indirect lending to the debtor.

**PT BANK CIMB NIAGA Tbk
DAN ENTITAS ANAK/AND SUBSIDIARY**

**CATATAN ATAS LAPORAN KEUANGAN KONSOLIDASIAN
31 DESEMBER 2017, 2016, DAN 2015
SERTA TAHUN-TAHUN YANG BERAKHIR
31 DESEMBER 2017, 2016, DAN 2015**
(Dinyatakan dalam jutaan Rupiah, kecuali dinyatakan lain)

53. RISIKO KREDIT (lanjutan)

(ii) Pengendalian batas risiko dan kebijakan mitigasi

Bank CIMB Niaga mengelola, membatasi, dan mengendalikan konsentrasi risiko kredit dimanapun risiko tersebut teridentifikasi secara khusus, terhadap debitur individu dan kelompok, dan industri serta geografis.

Bank CIMB Niaga menentukan tingkat risiko kredit yang dimiliki dengan menetapkan batas jumlah risiko yang bisa diterima yang terkait dengan satu debitur, atau kelompok debitur, dan berdasarkan segmen geografis dan industri. Risiko ini dimonitor dengan basis *revolving* dan akan ditelaah secara tahunan atau dengan frekuensi yang lebih sering jika diperlukan.

Eksposur pada satu debitur termasuk bank dan perantara (*broker*) juga dibatasi oleh *sublimit* yang mencakup eksposur laporan posisi keuangan dan rekening administratif, dan batas risiko pengiriman harian sehubungan dengan unsur yang diperdagangkan seperti kontrak *forward* untuk nilai tukar mata uang asing. Eksposur aktual terhadap batas yang telah ditetapkan dimonitor secara harian.

Batas pemberian kredit ditelaah mengikuti perubahan pada kondisi pasar dan ekonomi, telaahan kredit secara periodik, dan penilaian atas kemungkinan wanprestasi.

Beberapa pengendalian spesifik lainnya dan pengukuran mitigasi dijelaskan di bawah ini:

Agunan

Bank CIMB Niaga menerapkan kebijakan untuk memitigasi risiko kredit, antara lain dengan meminta agunan sebagai jaminan pelunasan kredit jika jaminan berupa sumber pembayaran utama debitur berdasarkan arus kas tidak terpenuhi. Jenis agunan yang dapat diterima untuk kredit modal kerja dan investasi dalam rangka memitigasi risiko kredit antara lain adalah:

- Kas (termasuk simpanan dari nasabah);
- Tanah dan/atau bangunan;
- *Standby LC/Bank* Garansi yang diterima Bank CIMB Niaga;
- Mesin;
- Kendaraan bermotor;
- Piutang dagang;
- Bahan baku / barang dagangan (persediaan); dan
- Saham atau surat berharga lainnya.

**NOTES TO THE CONSOLIDATED FINANCIAL STATEMENTS
31 DECEMBER 2017, 2016, AND 2015
AND FOR THE YEARS ENDED
31 DECEMBER 2017, 2016, AND 2015**
(Expressed in millions of Rupiah, unless otherwise stated)

53. CREDIT RISK (continued)

(ii) Risk limit control and mitigation policies

Bank CIMB Niaga manages, limits, and controls concentrations of credit risk wherever they are identified in particular, to individual counterparties and groups, and to industries and geographical.

Bank CIMB Niaga structures the levels of credit risk and undertakes by placing limits on the amount of risk accepted in relation to one borrower, or groups of borrowers, and to geographical and industry segments. Such risks are monitored on a revolving basis and subject to an annual or more frequent review, when considered necessary.

The exposure to any one borrower including banks and brokers is further restricted by sublimits covering on statement of financial position and administrative accounts, and daily delivery risk limits in relation to trading items such as forward foreign exchange contracts. Actual exposures against limits are monitored daily.

Lending limits are reviewed following market changing and economic conditions, periodic credit reviews, and assessments of probability of default.

Some other specific control and mitigation measures are outlined belows:

Collateral

Bank CIMB Niaga employs policies to mitigate credit risk, by asking collateral to secure the repayment of loans if the main source of debtor's payment is based on its cash flow were not fulfilled. Collateral types that can be used for working capital and investment loans to mitigate the risk are such as:

- Cash (including deposits from customers);
- Land and/or building;
- *Standby LC/Bank* Guarantee received by Bank CIMB Niaga;
- Machinery;
- Vehicle;
- Trade receivables;
- Inventory; and
- Stock or other marketable securities.

**PT BANK CIMB NIAGA Tbk
DAN ENTITAS ANAK/AND SUBSIDIARY**

**CATATAN ATAS LAPORAN KEUANGAN KONSOLIDASIAN
31 DESEMBER 2017, 2016, DAN 2015
SERTA TAHUN-TAHUN YANG BERAKHIR
31 DESEMBER 2017, 2016, DAN 2015**
(Dinyatakan dalam jutaan Rupiah, kecuali dinyatakan lain)

53. RISIKO KREDIT (lanjutan)

- (ii) Pengendalian batas risiko dan kebijakan mitigasi (lanjutan)

Agunan (lanjutan)

Pemberian pembiayaan dan kredit jangka panjang kepada entitas korporasi (modal kerja dan investasi) pada umumnya disertai agunan. Untuk meminimalisasi kerugian kredit, Bank CIMB Niaga akan meminta tambahan agunan dari debitur ketika terdapat indikasi penurunan nilai atas kredit yang diberikan.

Agunan yang dimiliki sebagai jaminan atas aset keuangan selain untuk kredit yang diberikan ditentukan berdasarkan sifat dari instrumennya. Efek hutang, treasury, dan tagihan kepada nasabah bank yang memenuhi syarat lainnya pada umumnya tanpa agunan, kecuali untuk *asset-backed securities* dan instrumen sejenis, yang dijamin dengan portofolio instrumen keuangan. Khususnya untuk nasabah korporasi, jaminan yang disyaratkan antara lain dapat berupa *margin collateral*.

Jaminan untuk kredit konsumsi adalah aset yang dibiayai yaitu tanah dan/atau bangunan atau kendaraan bermotor. Secara umum, Bank CIMB Niaga mengharuskan rasio agunan terhadap kredit yang diberikan sebesar 125% pada awal kredit.

Batas pemberian (untuk derivatif)

Bank CIMB Niaga menetapkan batas pengendalian yang ketat atas posisi derivatif bersih (yang merupakan selisih antara kontrak pembelian dan penjualan) baik dalam hal jumlah maupun jangka waktu. Jumlah risiko kredit terbatas pada arus kas masuk bersih masa depan atas instrumen, dimana untuk derivatif hanyalah fraksi dari kontrak, atau nilai nosional yang menyatakan volume instrumen tersebut. Eksposur risiko kredit dan potensi eksposur dari pergerakan pasar dikelola sebagai bagian dari keseluruhan batas pemberian kredit kepada nasabah. Agunan dan jaminan lainnya tidak harus selalu didapatkan untuk eksposur instrumen risiko kredit, kecuali jika Bank CIMB Niaga mensyaratkan margin deposito dari pihak rekanan.

Risiko *settlement* timbul jika pembayaran dalam bentuk uang tunai, efek atau saham dilakukan dengan harapan akan dapat menerima hak yang setara dengan kas atau efek. Batas penyelesaian harian ditetapkan untuk setiap debitur untuk menutupi jumlah agregat penyelesaian risiko yang berasal dari transaksi pasar harian Bank CIMB Niaga.

**NOTES TO THE CONSOLIDATED FINANCIAL STATEMENTS
31 DECEMBER 2017, 2016, AND 2015
AND FOR THE YEARS ENDED
31 DECEMBER 2017, 2016, AND 2015**
(Expressed in millions of Rupiah, unless otherwise stated)

53. CREDIT RISK (continued)

- (ii) Risk limit control and mitigation policies (continued)

Collateral (continued)

Longer term financing and lending to corporate entities (working capital and investment) are generally secured. In addition, in order to minimise the credit loss, Bank CIMB Niaga will ask additional collateral from the counterparty as soon as impairment indicators are identified for the relevant individual loans.

Collateral held as security for financial assets other than loans depend on the nature of the instrument. Debt securities, treasury, and other customer's eligible bills are generally unsecured, except for asset-backed securities and similar instruments, which are secured by portfolios of financial instruments. Particularly for corporate customers, the required collateral can be in form of margin collateral.

Collateral for consumer loan is financed assets consisted of land and/or building or vehicle. Generally, Bank CIMB Niaga is requiring 125% of collateral ratio to total loans at inception.

Lending limits (for derivative)

Bank CIMB Niaga maintains strict control limits on net open derivative positions (that is, the difference between purchase and sale contracts) in term of amount and term. The amount of credit risk is limited to expected future net cash inflows of instruments, which in relation to derivatives are only a fraction of the contract, or notional values used to express the volume of instruments outstanding. This credit risk exposure is managed as part of the overall lending limits with customers, together with potential exposures from market movements. Collateral or other security is not always obtained for credit risk exposures on these instruments, except where Bank CIMB Niaga requires margin deposits from counterparties.

Settlement risk arises in any situation where a payment in cash, securities or equities is made with an expectation of receiving an equivalent cash or securities. Daily settlement limits are established for each counterparty to cover the aggregate of all settlement risk arising from Bank CIMB Niaga's market transactions on any single day.

**PT BANK CIMB NIAGA Tbk
DAN ENTITAS ANAK/AND SUBSIDIARY**

**CATATAN ATAS LAPORAN KEUANGAN KONSOLIDASIAN
31 DESEMBER 2017, 2016, DAN 2015
SERTA TAHUN-TAHUN YANG BERAKHIR
31 DESEMBER 2017, 2016, DAN 2015**
(Dinyatakan dalam jutaan Rupiah, kecuali dinyatakan lain)

53. RISIKO KREDIT (lanjutan)

- (ii) Pengendalian batas risiko dan kebijakan mitigasi (lanjutan)

Kesepakatan induk untuk menyelesaikan secara neto

Salah satu cara Bank CIMB Niaga membatasi eksposur kerugian kredit adalah dengan melakukan kesepakatan induk untuk menyelesaikan secara neto (*master netting arrangements*) dengan pihak *counterparty* yang memiliki volume transaksi yang signifikan. Secara umum, kesepakatan induk untuk menyelesaikan secara neto tidak selalu mengarah pada saling hapus aset dan liabilitas dalam laporan posisi keuangan konsolidasian, karena transaksi-transaksi tersebut biasanya diselesaikan secara bruto atau pada sebagian besar kesepakatan induk untuk menyelesaikan secara neto saling hapus hanya terjadi dalam hal wanprestasi. Namun risiko kredit atas suatu kontrak akan terminimalisasi dengan kesepakatan induk untuk menyelesaikan secara neto apabila terjadi wanprestasi, dimana seluruh saldo dengan pihak *counterparty* akan dihapus dan diselesaikan secara neto. Eksposur risiko kredit Bank CIMB Niaga secara keseluruhan atas instrumen derivatif yang terkait dengan kesepakatan induk untuk menyelesaikan secara neto dapat berubah secara substansial dalam periode yang singkat sesuai dengan transaksi yang mempengaruhi kesepakatan tersebut.

Batasan-batasan keuangan (komitmen yang terkait dengan kredit dan *loan book*)

Tujuan utama instrumen ini adalah untuk memastikan adanya ketersediaan dana untuk nasabah ketika dibutuhkan. Bank garansi dan *standby letter of credit* memiliki risiko kredit yang hampir sama dengan kredit yang diberikan. Dokumentasi dan *commercial letters of credit* yang dibuat oleh Bank CIMB Niaga atas nama nasabah memberikan otorisasi kepada pihak ketiga untuk mencairkan *drafts* tersebut sampai jumlah yang telah ditetapkan dengan syarat dan ketentuan tertentu dijamin pada pengiriman barang terkait sehingga instrumen ini memiliki risiko yang lebih rendah dibandingkan dengan kredit yang diberikan secara langsung.

Bank CIMB Niaga memonitor jangka waktu jatuh tempo komitmen kredit oleh karena komitmen dengan jangka waktu yang lebih lama pada umumnya memiliki risiko kredit yang lebih besar dibandingkan dengan komitmen yang memiliki jangka waktu yang lebih pendek.

**NOTES TO THE CONSOLIDATED FINANCIAL STATEMENTS
31 DECEMBER 2017, 2016, AND 2015
AND FOR THE YEARS ENDED
31 DECEMBER 2017, 2016, AND 2015**
(Expressed in millions of Rupiah, unless otherwise stated)

53. CREDIT RISK (continued)

- (ii) Risk limit control and mitigation policies (continued)

Master netting arrangements

One of Bank CIMB Niaga's approach to restrict its exposure to credit losses is by entering into master netting arrangements with counterparties with which it undertakes a significant volume of transactions. Master netting arrangements do not generally result in an off-set of assets and liabilities of the consolidated statements of financial position, as the transactions are either usually settled on a gross basis or under mostly netting agreements, the right of set off is triggered only on default. However the credit risk associated with favourable contracts is reduced by a master netting arrangement to the extent that if a default occurs, all amounts with the counterparty are terminated and settled on a net basis. Bank CIMB Niaga's overall exposure to credit risk on derivative instruments subject to master netting arrangements can change substantially within a short period, as it is affected by each transaction subject to the arrangement.

Financial terms (for commitments related credit and loan book)

The primary purpose of these instruments is to ensure that funds are available to a customer as needed. Bank guarantees and standby letters of credit almost carry the same credit risk as loans. Documentary and commercial letters of credit which are written by Bank CIMB Niaga on behalf of a customer, authorizing a third party to draw drafts up to a stipulated amount under specific terms and conditions are collateralised by the underlying shipments of goods to which they relate and therefore carrying less risk than a direct loan.

Bank CIMB Niaga monitors the term to maturity of credit commitments because longer term commitments generally have a greater degree of credit risk than shorter term commitments.

**PT BANK CIMB NIAGA Tbk
DAN ENTITAS ANAK/AND SUBSIDIARY**

**CATATAN ATAS LAPORAN KEUANGAN KONSOLIDASIAN
31 DESEMBER 2017, 2016, DAN 2015
SERTA TAHUN-TAHUN YANG BERAKHIR
31 DESEMBER 2017, 2016, DAN 2015**
(Dinyatakan dalam jutaan Rupiah, kecuali dinyatakan lain)

**NOTES TO THE CONSOLIDATED FINANCIAL STATEMENTS
31 DECEMBER 2017, 2016, AND 2015
AND FOR THE YEARS ENDED
31 DECEMBER 2017, 2016, AND 2015**
(Expressed in millions of Rupiah, unless otherwise stated)

53. RISIKO KREDIT (lanjutan)

(iii) Penurunan nilai dan kebijakan pencadangan

Cadangan kerugian penurunan nilai yang diakui pada pelaporan keuangan hanyalah kerugian yang telah terjadi pada tanggal laporan keuangan konsolidasian atas posisi keuangan (berdasarkan bukti obyektif atas penurunan nilai).

(iv) Eksposur maksimum risiko kredit tanpa memperhitungkan agunan dan pendukung kredit lainnya

Eksposur risiko kredit terhadap aset pada laporan posisi keuangan konsolidasian – neto sesudah cadangan kerugian penurunan nilai pada tanggal 31 Desember 2017, 2016, dan 2015 adalah:

53. CREDIT RISK (continued)

(iii) Impairment and provisioning policies

Impairment allowances are recognised for financial reporting purposes only for losses that have been incurred at the date of the consolidated statements of financial position (based on objective evidence of impairment).

(iv) Maximum exposure to credit risk without taking into account of any collateral held or other credit enhancements

Credit risk exposures relating to consolidated statements of financial position's assets – net of allowance of possible losses as at 31 December 2017, 2016, and 2015 are as follows:

	2017	2016	2015	
Giro pada Bank Indonesia	11,522,696	13,345,736	14,605,403	Current accounts with Bank Indonesia
Giro pada bank lain	3,574,267	1,624,152	2,348,027	Current accounts with other banks
Penempatan pada bank lain dan Bank Indonesia	13,314,199	4,424,305	5,883,668	Placement with other banks and Bank Indonesia
Efek-efek				Marketable securities
Diperdagangkan	959,059	501,682	824,814	Trading
Tersedia untuk dijual	11,194,702	7,897,462	7,756,306	Available-for-sale
Dimiliki hingga jatuh tempo	1,288,293	945,083	1,240,503	Held-to-maturity
Obligasi Pemerintah				Government Bonds
Diperdagangkan	3,125,982	2,961,686	4,566,706	Trading
Tersedia untuk dijual	14,208,086	7,955,351	6,251,319	Available-for-sale
Dimiliki hingga jatuh tempo	7,637,418	7,267,095	5,231,868	Held-to-maturity
Efek yang dibeli dengan janji dijual kembali	-	542,956	174,552	Securities purchased under resale agreement
T agihan derivatif	280,293	484,602	595,554	Derivative receivables
Kredit yang diberikan, piutang pembiayaan konsumen dan piutang sewa pembiayaan				Loans, consumer financing receivables and financing lease receivables
Modal kerja	95,314,863	82,437,632	83,733,239	Working capital
Investasi	38,674,622	45,413,375	42,856,639	Investment
Konsumsi	43,829,217	44,184,333	43,526,643	Consumer
	<u>177,818,702</u>	<u>172,035,340</u>	<u>170,116,521</u>	
T agihan akseptasi	4,184,965	4,488,511	4,251,849	Acceptance receivables
Penyeritaan	3,659	3,574	13,048	Investments
Pendapatan yang masih harus diterima	1,191,635	1,320,932	1,383,890	Accrued income
Aset lain-lain	1,286,743	1,907,625	1,253,694	Other assets
	<u>251,590,699</u>	<u>227,706,092</u>	<u>226,497,722</u>	

**PT BANK CIMB NIAGA Tbk
DAN ENTITAS ANAK/AND SUBSIDIARY**

**CATATAN ATAS LAPORAN KEUANGAN KONSOLIDASIAN
31 DESEMBER 2017, 2016, DAN 2015
SERTA TAHUN-TAHUN YANG BERAKHIR
31 DESEMBER 2017, 2016, DAN 2015**
(Dinyatakan dalam jutaan Rupiah, kecuali dinyatakan lain)

**NOTES TO THE CONSOLIDATED FINANCIAL STATEMENTS
31 DECEMBER 2017, 2016, AND 2015
AND FOR THE YEARS ENDED
31 DECEMBER 2017, 2016, AND 2015**
(Expressed in millions of Rupiah, unless otherwise stated)

53. RISIKO KREDIT (lanjutan)

- (iv) Eksposur maksimum risiko kredit tanpa memperhitungkan agunan dan pendukung kredit lainnya (lanjutan)

Eksposur risiko kredit terhadap rekening administratif pada tanggal 31 Desember 2017, 2016, and 2015 adalah:

	2017	2016	2015
Fasilitas kredit kepada nasabah yang belum ditarik - <i>committed</i>			
Modal kerja	11,195,060	13,502,063	9,466,942
Investasi	1,218,324	709,389	338,830
Konsumsi	95,305	187,134	243,110
<i>Irrevocable letters of credit</i> yang masih berjalan	2,713,810	2,072,238	1,444,412
Garansi yang diterbitkan	4,892,293	4,029,469	4,007,392
	20,114,792	20,500,293	15,500,686

Tabel di atas menggambarkan eksposur maksimum atas risiko kredit bagi Bank CIMB Niaga dan Entitas Anak pada tanggal 31 Desember 2017, 2016, dan 2015 tanpa memperhitungkan agunan atau pendukung kredit lainnya. Untuk aset neraca, eksposur di atas ditentukan berdasarkan nilai tercatat bersih seperti yang diungkapkan pada laporan posisi keuangan konsolidasian.

Seperti yang telah dijelaskan di atas, pada tanggal 31 Desember 2017, 69,33% (2016: 73,02%; 2015: 72,27%) dari jumlah eksposur maksimum berasal dari kredit yang diberikan.

Manajemen yakin akan kemampuan Bank CIMB Niaga untuk mengendalikan dan memelihara eksposur risiko kredit yang berasal dari kredit yang diberikan berdasarkan hal-hal sebagai berikut:

- Bank CIMB Niaga telah memiliki pedoman tertulis mengenai kebijakan dan proses kredit yang mencakup seluruh aspek pemberian kredit yang dilakukan. Setiap pemberian kredit harus senantiasa mengacu pada kebijakan tersebut;
- Bank CIMB Niaga telah memiliki sistem deteksi dini permasalahan melalui "early warning system" dan pemantauan yang disiplin;
- Seluruh kredit diberikan dengan agunan kecuali untuk jenis kredit tertentu seperti kartu kredit, *personal loan*, dan fasilitas antar bank; dan

53. CREDIT RISK (continued)

- (iv) *Maximum exposure to credit risk without taking into account of any collateral held or other credit enhancements (continued)*

Credit risk exposures relating to off-balance sheet items as at 31 December 2017, 2016, and 2015 are as follows:

	2017	2016	2015
Unused loan facilities granted - <i>committed</i>			
Working capital	11,195,060	13,502,063	9,466,942
Investment	1,218,324	709,389	338,830
Consumer	95,305	187,134	243,110
Outstanding irrevocable letters of credit	2,713,810	2,072,238	1,444,412
Guarantees issued	4,892,293	4,029,469	4,007,392
	20,114,792	20,500,293	15,500,686

The table above represents maximum of credit risk exposure to Bank CIMB Niaga and Subsidiary as at 31 December 2017, 2016, and 2015 without taking into account of any collateral held or other credit enhancements attached. For on-balance sheet assets, the exposures set out above are based on net carrying amounts as reported in the consolidated statements of financial position.

As shown above, as at 31 December 2017, 69.33% (2016: 73.02%; 2015: 72.27%) of the total maximum exposure is derived from loans.

Management is confident in its ability to continue to control and sustain minimal exposure of credit risk to Bank CIMB Niaga resulting from its loan based on the following:

- *Bank CIMB Niaga has a documented credit policy and procedures that covers all aspects of Bank CIMB Niaga's lending activities. Loan transactions must adhere to the requirements of Bank CIMB Niaga's policy;*
- *Bank CIMB Niaga has early problem detection system through "early warning system" and disciplined monitoring;*
- *All loans are secured by collateral, except for certain loans such as credit card, personal loan, and interbank loans; and*

**PT BANK CIMB NIAGA Tbk
DAN ENTITAS ANAK/AND SUBSIDIARY**

**CATATAN ATAS LAPORAN KEUANGAN KONSOLIDASIAN
31 DESEMBER 2017, 2016, DAN 2015
SERTA TAHUN-TAHUN YANG BERAKHIR
31 DESEMBER 2017, 2016, DAN 2015**
(Dinyatakan dalam jutaan Rupiah, kecuali dinyatakan lain)

**NOTES TO THE CONSOLIDATED FINANCIAL STATEMENTS
31 DECEMBER 2017, 2016, AND 2015
AND FOR THE YEARS ENDED
31 DECEMBER 2017, 2016, AND 2015**
(Expressed in millions of Rupiah, unless otherwise stated)

53. RISIKO KREDIT (lanjutan)

(iv) Eksposur maksimum risiko kredit tanpa memperhitungkan agunan dan pendukung kredit lainnya (lanjutan)

- Pada tanggal 31 Desember 2017, 94,83% (2016: 94,63%; 2015: 94,81%;) dari portfolio kredit yang diberikan dikategorikan sebagai tidak mengalami penurunan nilai.

Konsentrasi risiko aset keuangan dengan eksposur risiko kredit

a) Sektor geografis

Tabel berikut menggambarkan rincian eksposur kredit Bank CIMB Niaga dan Entitas Anak pada nilai tercatat (tanpa memperhitungkan agunan atau pendukung kredit lainnya), yang dikategorikan berdasarkan area geografis pada tanggal 31 Desember 2017, 2016, dan 2015. Untuk tabel ini, Bank CIMB Niaga dan Entitas Anak telah mengalokasikan eksposur area berdasarkan wilayah geografis tempat mereka beroperasi.

53. CREDIT RISK (continued)

(iv) *Maximum exposure to credit risk without taking into account of any collateral held or other credit enhancements (continued)*

- *As at 31 December 2017, 94.83% (2016: 94.63%; 2015: 94.81%;) of the loans is classified as unimpaired.*

Concentration of risks of financial assets with credit risk exposure

a) *Geographical sectors*

The following tables describe Bank CIMB Niaga and Subsidiary's credit exposure at their carrying amounts (without taking into account of any collateral held or other credit enhancements), as 31 December 2017, 2016, and 2015. For these tables, Bank CIMB Niaga and Subsidiary has allocated exposures to regions based on the geographical area which activities are undertaken.

	2017							Jumlah/ Total	
	Jakarta/ Jakarta	Jawa Barat/ West Java	Jawa Tengah/ Central Java	Jawa Timur/ East Java	Indonesia Timur/ East Indonesia	Sumatera/ Sumatera	Entitas Anak/ Subsidiary		
Giro pada									Current accounts with
Bank Indonesia	11,522,696	-	-	-	-	-	-	11,522,696	Bank Indonesia
Giro pada bank lain	3,574,267	-	-	-	-	-	-	3,574,267	Current accounts with other banks
Penempatan pada bank lain dan Bank Indonesia	13,323,713	-	-	-	-	-	-	13,323,713	Placements with other banks and Bank Indonesia
Efek-efek									Marketable securities
Diperdagangkan	959,059	-	-	-	-	-	-	959,059	Trading
Tersedia untuk dijual	11,214,982	-	-	-	-	-	-	11,214,982	Available-for-sale
Dimiliki hingga jatuh tempo	1,273,774	18,500	5,573	6,881	-	1,841	-	1,306,569	Held-to-maturity
Obligasi Pemerintah									Government bonds
Diperdagangkan	3,125,982	-	-	-	-	-	-	3,125,982	Trading
Tersedia untuk dijual	14,208,086	-	-	-	-	-	-	14,208,086	Available-for-sale
Dimiliki hingga jatuh tempo	7,637,418	-	-	-	-	-	-	7,637,418	Held-to-maturity
Tagihan derivatif	280,293	-	-	-	-	-	-	280,293	Derivative receivables
Kredit yang diberikan,									Loans, consumer financing
Piutang pembiayaan konsumen, dan									receivables, and financing lease
Piutang sewa pembiayaan									receivables
Modal kerja	63,234,255	4,070,463	9,108,040	11,612,520	2,767,940	7,390,663	-	98,183,881	Working capital
Investasi	27,959,011	1,656,637	2,442,057	2,820,973	1,654,656	4,774,047	-	41,307,381	Investment
Konsumsi	29,942,879	3,196,034	1,252,815	2,599,941	1,553,361	3,369,430	3,729,691	45,644,151	Consumer
Tagihan akseptansi	3,259,994	137,543	312,461	382,155	10,532	82,280	-	4,184,965	Acceptance receivables
Penyerahan	4,464	-	-	-	-	-	-	4,464	Investments
Pendapatan yang masih harus diterima	895,416	49,104	59,021	86,256	21,413	80,425	-	1,191,635	Accrued income
Aset lain-lain	1,716,242	-	-	-	-	-	-	1,716,242	Other assets
	194,132,531	9,128,281	13,179,967	17,508,726	6,007,902	15,698,686	3,729,691	259,385,784	
Dikurangi: Cadangan kerugian penurunan nilai								(7,795,085)	Less: Allowance for impairment losses
								251,590,699	

**PT BANK CIMB NIAGA Tbk
DAN ENTITAS ANAK/AND SUBSIDIARY**

**CATATAN ATAS LAPORAN KEUANGAN KONSOLIDASIAN
31 DESEMBER 2017, 2016, DAN 2015
SERTA TAHUN-TAHUN YANG BERAKHIR
31 DESEMBER 2017, 2016, DAN 2015**
(Dinyatakan dalam jutaan Rupiah, kecuali dinyatakan lain)

**NOTES TO THE CONSOLIDATED FINANCIAL STATEMENTS
31 DECEMBER 2017, 2016, AND 2015
AND FOR THE YEARS ENDED
31 DECEMBER 2017, 2016, AND 2015**
(Expressed in millions of Rupiah, unless otherwise stated)

53. RISIKO KREDIT (lanjutan)

- (iv) Eksposur maksimum risiko kredit tanpa memperhitungkan agunan dan pendukung kredit lainnya (lanjutan)

Konsentrasi risiko aset keuangan dengan eksposur risiko kredit (lanjutan)

a) Sektor geografis (lanjutan)

Tabel berikut menggambarkan rincian eksposur kredit Bank CIMB Niaga dan Entitas Anak pada nilai tercatat (tanpa memperhitungkan agunan atau pendukung kredit lainnya), yang dikategorikan berdasarkan area geografis pada tanggal 31 Desember 2017, 2016, dan 2015. Untuk tabel ini, Bank CIMB Niaga dan Entitas Anak telah mengalokasikan eksposur area berdasarkan wilayah geografis tempat mereka beroperasi (lanjutan).

53. CREDIT RISK (continued)

- (iv) *Maximum exposure to credit risk without taking into account of any collateral held or other credit enhancements (continued)*

Concentration of risks of financial assets with credit risk exposure (continued)

a) *Geographical sectors (continued)*

The following tables describe Bank CIMB Niaga and Subsidiary's credit exposure at their carrying amounts (without taking into account of any collateral held or other credit enhancements), as 31 December 2017, 2016, and 2015. For these tables, Bank CIMB Niaga and Subsidiary has allocated exposures to regions based on the geographical area which activities are undertaken (continued).

	2016							Jumlah/ Total	
	Jakarta/ Jakarta	Jawa Barat/ West Java	Jawa Tengah/ Central Java	Jawa Timur/ East Java	Indonesia Timur/ East Indonesia	Sumatera/ Sumatera	Entitas Anak/ Subsidiary		
Giro pada									Current accounts with
Bank Indonesia	13,345,736	-	-	-	-	-	-	13,345,736	Bank Indonesia
Giro pada bank lain	1,624,152	-	-	-	-	-	-	1,624,152	Current accounts with other banks
Penempatan pada bank lain dan Bank Indonesia	4,436,233	-	-	-	-	-	-	4,436,233	Placements with other banks and Bank Indonesia
Efek-efek									Marketable securities
Diperdagangkan	501,682	-	-	-	-	-	-	501,682	Trading
Tersedia untuk dijual	7,915,911	-	-	-	-	-	-	7,915,911	Available-for-sale
Dimiliki hingga jatuh tempo	941,687	-	14,111	400	-	6,349	-	962,547	Held-to-maturity
Obligasi Pemerintah									Government bonds
Diperdagangkan	2,961,686	-	-	-	-	-	-	2,961,686	Trading
Tersedia untuk dijual	7,955,351	-	-	-	-	-	-	7,955,351	Available-for-sale
Dimiliki hingga jatuh tempo	7,267,095	-	-	-	-	-	-	7,267,095	Held-to-maturity
Efek yang dibeli dengan janji dijual kembali	542,956	-	-	-	-	-	-	542,956	Securities purchased under resale agreements
Tagihan derivatif	484,602	-	-	-	-	-	-	484,602	Derivative receivables
Kredit yang diberikan,									Loans, consumer financing
Modal kerja	53,044,662	3,437,763	6,998,968	12,628,570	2,517,902	6,535,266	-	85,163,131	Working capital
Investasi	34,509,492	1,844,676	2,243,281	3,148,727	1,797,502	4,996,549	-	48,540,227	Investment
Konsumsi	28,683,680	2,902,321	1,237,582	2,457,065	1,599,763	3,003,922	6,576,348	46,460,681	Consumer
Tagihan akseptasi	3,925,745	106,504	144,942	263,853	-	47,467	-	4,488,511	Acceptance receivables
Penyerahan	4,464	-	-	-	-	-	-	4,464	Investments
Pendapatan yang masih harus diterima	989,994	56,037	66,216	89,272	25,113	94,300	-	1,320,932	Accrued income
Aset lain-lain	2,337,125	-	-	-	-	-	-	2,337,125	Other assets
	171,472,253	8,347,301	10,705,100	18,587,887	5,940,280	14,683,853	6,576,348	236,313,022	
Dikurangi: Cadangan kerugian penurunan nilai								(8,606,929)	Less: Allowance for impairment losses
								227,706,093	

**PT BANK CIMB NIAGA Tbk
DAN ENTITAS ANAK/AND SUBSIDIARY**

**CATATAN ATAS LAPORAN KEUANGAN KONSOLIDASIAN
31 DESEMBER 2017, 2016, DAN 2015
SERTA TAHUN-TAHUN YANG BERAKHIR
31 DESEMBER 2017, 2016, DAN 2015**
(Dinyatakan dalam jutaan Rupiah, kecuali dinyatakan lain)

**NOTES TO THE CONSOLIDATED FINANCIAL STATEMENTS
31 DECEMBER 2017, 2016, AND 2015
AND FOR THE YEARS ENDED
31 DECEMBER 2017, 2016, AND 2015**
(Expressed in millions of Rupiah, unless otherwise stated)

53. RISIKO KREDIT (lanjutan)

- (iv) Eksposur maksimum risiko kredit tanpa memperhitungkan agunan dan pendukung kredit lainnya (lanjutan)

Konsentrasi risiko aset keuangan dengan eksposur risiko kredit (lanjutan)

a) Sektor geografis (lanjutan)

Tabel berikut menggambarkan rincian eksposur kredit Bank CIMB Niaga dan Entitas Anak pada nilai tercatat (tanpa memperhitungkan agunan atau pendukung kredit lainnya), yang dikategorikan berdasarkan area geografis pada tanggal 31 Desember 2017, 2016, dan 2015. Untuk tabel ini, Bank CIMB Niaga dan Entitas Anak telah mengalokasikan eksposur area berdasarkan wilayah geografis tempat mereka beroperasi (lanjutan).

53. CREDIT RISK (continued)

- (iv) *Maximum exposure to credit risk without taking into account of any collateral held or other credit enhancements (continued)*

Concentration of risks of financial assets with credit risk exposure (continued)

a) *Geographical sectors (continued)*

The following tables describe Bank CIMB Niaga and Subsidiary's credit exposure at their carrying amounts (without taking into account of any collateral held or other credit enhancements), as 31 December 2017, 2016, and 2015. For these tables, Bank CIMB Niaga and Subsidiary has allocated exposures to regions based on the geographical area which activities are undertaken (continued).

	2015							Jumlah/ Total	
	Jakarta/ Jakarta	Jawa Barat/ West Java	Jawa Tengah/ Central Java	Jawa Timur/ East Java	Indonesia Timur/ East Indonesia	Sumatera/ Sumatera	Entitas Anak/ Subsidiary		
Giro pada									Current accounts with
Bank Indonesia	14,605,403	-	-	-	-	-	-	14,605,403	Bank Indonesia
Giro pada bank lain	2,347,403	-	1	-	621	2	-	2,348,027	Current accounts with other banks
Penempatan pada bank lain dan Bank Indonesia	5,898,585	-	-	-	-	-	-	5,898,585	Placements with other banks and Bank Indonesia
Efek-efek									Marketable securities
Diperdagangkan	824,814	-	-	-	-	-	-	824,814	Trading
Tersedia untuk dijual	7,776,299	-	-	-	-	-	-	7,776,299	Available-for-sale
Dimiliki hingga jatuh tempo	1,237,739	-	17,121	3,171	-	-	-	1,258,031	Held-to-maturity
Obligasi Pemerintah									Government bonds
Diperdagangkan	4,566,706	-	-	-	-	-	-	4,566,706	Trading
Tersedia untuk dijual	6,251,319	-	-	-	-	-	-	6,251,319	Available-for-sale
Dimiliki hingga jatuh tempo	5,231,868	-	-	-	-	-	-	5,231,868	Held-to-maturity
Efek yang dibeli dengan janji dijual kembali	174,552	-	-	-	-	-	-	174,552	Securities purchased under resale agreements
Tagihan derivatif	595,554	-	-	-	-	-	-	595,554	Derivative receivables
Kredit yang diberikan,									Loans, consumer financing
Piutang pembiayaan konsumen, dan Piutang sewa pembiayaan									receivables, and financing lease receivables
Modal kerja	54,593,492	3,761,541	8,207,175	12,829,850	2,051,310	6,417,028	-	87,860,396	Working capital
Investasi	29,788,299	2,608,296	2,613,228	3,066,087	1,747,685	5,107,690	-	44,931,285	Investment
Konsumsi	24,059,598	3,122,003	1,594,010	2,938,487	3,111,787	3,115,412	6,803,778	44,745,075	Consumer
Tagihan akseptansi	3,646,944	75,375	159,784	283,854	2,963	82,929	-	4,251,849	Acceptance receivables
Penyerahan	13,938	-	-	-	-	-	-	13,938	Investments
Pendapatan yang masih harus diterima	987,935	64,340	82,078	109,293	30,373	109,871	-	1,383,890	Accrued income
Aset lain-lain	1,683,193	-	-	-	-	-	-	1,683,193	Other assets
	164,283,641	9,631,555	12,673,397	19,230,742	6,944,739	14,832,932	6,803,778	234,400,784	
Dikurangi: Cadangan kerugian penurunan nilai								(7,903,062)	Less: Allowance for impairment losses
								226,497,722	

**PT BANK CIMB NIAGA Tbk
DAN ENTITAS ANAK/AND SUBSIDIARY**

**CATATAN ATAS LAPORAN KEUANGAN KONSOLIDASIAN
31 DESEMBER 2017, 2016, DAN 2015
SERTA TAHUN-TAHUN YANG BERAKHIR
31 DESEMBER 2017, 2016, DAN 2015**
(Dinyatakan dalam jutaan Rupiah, kecuali dinyatakan lain)

**NOTES TO THE CONSOLIDATED FINANCIAL STATEMENTS
31 DECEMBER 2017, 2016, AND 2015
AND FOR THE YEARS ENDED
31 DECEMBER 2017, 2016, AND 2015**
(Expressed in millions of Rupiah, unless otherwise stated)

53. RISIKO KREDIT (lanjutan)

(iv) Eksposur maksimum risiko kredit tanpa memperhitungkan agunan dan pendukung kredit lainnya (lanjutan)

Konsentrasi risiko aset keuangan dengan eksposur risiko kredit (lanjutan)

a) Sektor geografis (lanjutan)

Eksposur risiko kredit atas rekening administratif adalah:

53. CREDIT RISK (continued)

(iv) *Maximum exposure to credit risk without taking into account of any collateral held or other credit enhancements (continued)*

Concentration of risks of financial assets with credit risk exposure (continued)

a) *Geographical sectors (continued)*

Credit risk exposure relating to off-balance sheet items are as follows:

		2017								
		Jakarta/ Jakarta	Jawa Barat/ West Java	Jawa Tengah/ Central Java	Jawa Timur/ East Java	Indonesia Timur/ East Indonesia	Sumatera/ Sumatera	Entitas Anak/ Subsidiary	Jumlah/ Total	
Fasilitas kredit kepada nasabah yang belum ditarik - committed										Unused loan facilities granted - committed
Modal kerja		6,629,611	582,895	1,083,611	1,587,021	243,459	1,068,463	-	11,195,060	Working capital
Investasi		1,102,673	13,337	50,604	15,252	28,785	7,673	-	1,218,324	Investment
Konsumsi		63,285	21,133	1,423	6,326	286	2,852	-	95,305	Consumer
<i>Irrevocable letters of credit yang masih berjalan</i>		2,058,773	51,062	261,947	270,710	1,999	69,319	-	2,713,810	Outstanding irrevocable letters of credit
Garansi yang diterbitkan		3,125,604	503,802	108,315	290,421	91,940	772,211	-	4,892,293	Guarantees issued
		12,979,946	1,172,229	1,505,900	2,169,730	366,469	1,920,518	-	20,114,792	
		2016								
		Jakarta/ Jakarta	Jawa Barat/ West Java	Jawa Tengah/ Central Java	Jawa Timur/ East Java	Indonesia Timur/ East Indonesia	Sumatera/ Sumatera	Entitas Anak/ Subsidiary	Jumlah/ Total	
Fasilitas kredit kepada nasabah yang belum ditarik - committed										Unused loan facilities granted - committed
Modal kerja		7,213,526	921,847	1,341,325	1,939,779	468,453	1,617,133	-	13,502,063	Working capital
Investasi		607,819	52	-	42,971	28,785	29,762	-	709,389	Investment
Konsumsi		105,346	31,179	3,018	32,682	10,316	4,593	-	187,134	Consumer
<i>Irrevocable letters of credit yang masih berjalan</i>		1,504,822	47,974	276,513	234,175	-	8,754	-	2,072,238	Outstanding irrevocable letters of credit
Garansi yang diterbitkan		2,503,059	411,943	101,877	276,458	80,858	655,274	-	4,029,469	Guarantees issued
		11,934,572	1,412,995	1,722,733	2,526,065	588,412	2,315,516	-	20,500,293	
		2015								
		Jakarta/ Jakarta	Jawa Barat/ West Java	Jawa Tengah/ Central Java	Jawa Timur/ East Java	Indonesia Timur/ East Indonesia	Sumatera/ Sumatera	Entitas Anak/ Subsidiary	Jumlah/ Total	
Fasilitas kredit kepada nasabah yang belum ditarik - committed										Unused loan facilities granted - committed
Modal kerja		4,274,157	627,942	1,038,439	1,751,713	307,335	1,467,356	-	9,466,942	Working capital
Investasi		197,632	7,639	1,500	14,188	60,385	57,486	-	338,830	Investment
Konsumsi		179,188	24,850	3,767	30,505	831	3,969	-	243,110	Consumer
<i>Irrevocable letters of credit yang masih berjalan</i>		1,185,581	34,823	153,289	52,887	1,273	16,559	-	1,444,412	Outstanding irrevocable letters of credit
Garansi yang diterbitkan		2,548,328	477,462	158,589	170,932	80,380	571,701	-	4,007,392	Guarantees issued
		8,384,886	1,172,716	1,355,584	2,020,225	450,204	2,117,071	-	15,500,686	

**PT BANK CIMB NIAGA Tbk
DAN ENTITAS ANAK/AND SUBSIDIARY**

**CATATAN ATAS LAPORAN KEUANGAN KONSOLIDASIAN
31 DESEMBER 2017, 2016, DAN 2015
SERTA TAHUN-TAHUN YANG BERAKHIR
31 DESEMBER 2017, 2016, DAN 2015**
(Dinyatakan dalam jutaan Rupiah, kecuali dinyatakan lain)

**NOTES TO THE CONSOLIDATED FINANCIAL STATEMENTS
31 DECEMBER 2017, 2016, AND 2015
AND FOR THE YEARS ENDED
31 DECEMBER 2017, 2016, AND 2015**
(Expressed in millions of Rupiah, unless otherwise stated)

53. RISIKO KREDIT (lanjutan)

- (iv) Eksposur maksimum risiko kredit tanpa memperhitungkan agunan dan pendukung kredit lainnya (lanjutan)

Konsentrasi risiko aset keuangan dengan eksposur risiko kredit (lanjutan)

b) Sektor industri

Tabel berikut ini menggambarkan rincian eksposur kredit Bank CIMB Niaga dan Entitas Anak pada nilai tercatat (tanpa memperhitungkan agunan atau pendukung kredit lainnya) yang dikategorikan berdasarkan sektor industri pada tanggal 31 Desember 2017, 2016, dan 2015.

53. CREDIT RISK (continued)

- (iv) *Maximum exposure to credit risk without taking into account of any collateral held or other credit enhancements (continued)*

Concentration of risks of financial assets with credit risk exposure (continued)

b) Industry sectors

The following tables describes Bank CIMB Niaga and Subsidiary's credit exposure at carrying amounts (without taking into account of any collateral held or other credit enhancements) as categorised by the industry sectors as at 31 December 2017, 2016, and 2015.

	2017					Jumlah/ Total	
	Pemerintah/ Government	Bank/ Bank	Lembaga keuangan bukan Bank/ Financial institution non Bank	Perusahaan lainnya/ Other companies	Perseorangan/ Individual		
Giro pada							
Bank Indonesia	11,522,696	-	-	-	-	11,522,696	Current account with Bank Indonesia
Giro pada bank lain	-	3,574,267	-	-	-	3,574,267	Current accounts with other banks
Penempatan pada bank lain dan Bank Indonesia	12,490,816	832,897	-	-	-	13,323,713	Placement with other banks and Bank Indonesia
Efek-efek							Marketable securities
Diperdagangkan	-	212,466	590,900	155,693	-	959,059	Trading
Tersedia untuk dijual	4,408,334	872,949	3,726,364	2,207,335	-	11,214,982	Available-for-sale
Dimiliki hingga jatuh tempo	255,893	219,000	136,992	694,684	-	1,306,569	Held-to-maturity
Obligasi Pemerintah							Government bonds
Diperdagangkan	3,125,982	-	-	-	-	3,125,982	Trading
Tersedia untuk dijual	14,208,086	-	-	-	-	14,208,086	Available-for-sale
Dimiliki hingga jatuh tempo	7,637,418	-	-	-	-	7,637,418	Held-to-maturity
Efek yang dibeli dengan janji dijual kembali	-	-	-	-	-	-	Securities purchased under resale agreement
Tagihan derivatif	-	71,240	13,300	73,305	122,448	280,293	Derivative receivables
Kredit yang diberikan, Piutang pembiayaan konsumen, dan Piutang sewa pembiayaan							Loans, consumer financing receivables, and financing lease receivables
Modal kerja	89,633	2,425,110	3,581,816	82,403,315	9,684,007	98,183,881	Working capital
Investasi	-	510,092	3,293,109	31,422,633	6,081,547	41,307,381	Investment
Konsumsi	-	-	-	2,136	45,642,015	45,644,151	Consumer
Tagihan akseptasi	-	-	-	4,184,965	-	4,184,965	Acceptance receivables
Penyerahan	-	1,000	3,464	-	-	4,464	Investments
Pendapatan yang masih harus diterima	259,508	80,353	23,016	653,994	174,764	1,191,635	Accrued income
Aset lain-lain	-	-	-	1,716,242	-	1,716,242	Other assets
	<u>53,998,366</u>	<u>8,799,374</u>	<u>11,368,961</u>	<u>123,514,302</u>	<u>61,704,781</u>	<u>259,385,784</u>	
Dikurangi: Cadangan kerugian penurunan nilai						<u>(7,795,085)</u>	Less: Allowance for impairment losses
						<u>251,590,699</u>	

**PT BANK CIMB NIAGA Tbk
DAN ENTITAS ANAK/AND SUBSIDIARY**

**CATATAN ATAS LAPORAN KEUANGAN KONSOLIDASIAN
31 DESEMBER 2017, 2016, DAN 2015
SERTA TAHUN-TAHUN YANG BERAKHIR
31 DESEMBER 2017, 2016, DAN 2015**
(Dinyatakan dalam jutaan Rupiah, kecuali dinyatakan lain)

**NOTES TO THE CONSOLIDATED FINANCIAL STATEMENTS
31 DECEMBER 2017, 2016, AND 2015
AND FOR THE YEARS ENDED
31 DECEMBER 2017, 2016, AND 2015**
(Expressed in millions of Rupiah, unless otherwise stated)

53. RISIKO KREDIT (lanjutan)

- (iv) Eksposur maksimum risiko kredit tanpa memperhitungkan agunan dan pendukung kredit lainnya (lanjutan)

Konsentrasi risiko aset keuangan dengan eksposur risiko kredit (lanjutan)

b) Sektor industri (lanjutan)

Tabel berikut ini menggambarkan rincian eksposur kredit Bank CIMB Niaga dan Entitas Anak pada nilai tercatat (tanpa memperhitungkan agunan atau pendukung kredit lainnya) yang dikategorikan berdasarkan sektor industri pada tanggal 31 Desember 2017, 2016, dan 2015 (lanjutan).

53. CREDIT RISK (continued)

- (iv) *Maximum exposure to credit risk without taking into account of any collateral held or other credit enhancements (continued)*

Concentration of risks of financial assets with credit risk exposure (continued)

b) Industry sectors (continued)

The following tables describes Bank CIMB Niaga and Subsidiary's credit exposure at carrying amounts (without taking into account of any collateral held or other credit enhancements) as categorised by the industry sectors as at 31 December 2017, 2016, and 2015 (continued).

	2016					Jumlah/ Total	
	Pemerintah/ Government	Bank/ Bank	Lembaga keuangan bukan Bank/ Financial institution non Bank	Perusahaan lainnya/ Other companies	Perseorangan/ Individual		
Giro pada							
Bank Indonesia	13,345,736	-	-	-	-	13,345,736	Current account with Bank Indonesia
Giro pada bank lain	-	1,624,152	-	-	-	1,624,152	Current accounts with other banks
Penempatan pada bank lain dan Bank Indonesia	3,645,892	790,341	-	-	-	4,436,233	Placement with other banks and Bank Indonesia
Efek-efek							Marketable securities
Diperdagangkan	-	64,662	361,025	75,995	-	501,682	Trading
Tersedia untuk dijual	2,353,896	1,082,936	1,717,704	2,761,375	-	7,915,911	Available-for-sale
Dimiliki hingga jatuh tempo	205,867	219,000	-	537,680	-	962,547	Held-to-maturity
Obligasi Pemerintah							Government bonds
Diperdagangkan	2,961,686	-	-	-	-	2,961,686	Trading
Tersedia untuk dijual	7,955,351	-	-	-	-	7,955,351	Available-for-sale
Dimiliki hingga jatuh tempo	7,267,095	-	-	-	-	7,267,095	Held-to-maturity
Efek yang dibeli dengan janji dijual kembali	542,956	-	-	-	-	542,956	Securities purchased under resale agreement
Tagihan derivatif	2,076	85,454	5,945	245,532	145,595	484,602	Derivative receivables
Kredit yang diberikan, Piutang pembiayaan konsumen, dan Piutang sewa pembiayaan							Loans, consumer financing receivables, and financing lease receivables
Modal kerja	-	2,219,818	4,033,941	70,192,040	8,717,332	85,163,131	Working capital
Investasi	-	294,604	4,485,349	33,815,206	9,945,068	48,540,227	Investment
Konsumsi	-	-	-	8,981	46,451,700	46,460,681	Consumer
Tagihan akseptasi	-	-	-	4,431,795	56,716	4,488,511	Acceptance receivables
Penyerahan	-	1,000	3,464	-	-	4,464	Investments
Pendapatan yang masih harus diterima	71,505	738,756	54,060	278,272	178,339	1,320,932	Accrued income
Aset lain-lain	-	-	-	2,337,125	-	2,337,125	Other assets
	<u>38,352,060</u>	<u>7,120,723</u>	<u>10,661,488</u>	<u>114,684,001</u>	<u>65,494,750</u>	<u>236,313,022</u>	
Dikurangi: Cadangan kerugian penurunan nilai						<u>(8,606,929)</u>	Less: Allowance for impairment losses
						<u>227,706,093</u>	

**PT BANK CIMB NIAGA Tbk
DAN ENTITAS ANAK/AND SUBSIDIARY**

**CATATAN ATAS LAPORAN KEUANGAN KONSOLIDASIAN
31 DESEMBER 2017, 2016, DAN 2015
SERTA TAHUN-TAHUN YANG BERAKHIR
31 DESEMBER 2017, 2016, DAN 2015**
(Dinyatakan dalam jutaan Rupiah, kecuali dinyatakan lain)

**NOTES TO THE CONSOLIDATED FINANCIAL STATEMENTS
31 DECEMBER 2017, 2016, AND 2015
AND FOR THE YEARS ENDED
31 DECEMBER 2017, 2016, AND 2015**
(Expressed in millions of Rupiah, unless otherwise stated)

53. RISIKO KREDIT (lanjutan)

- (iv) Eksposur maksimum risiko kredit tanpa memperhitungkan agunan dan pendukung kredit lainnya (lanjutan)

Konsentrasi risiko aset keuangan dengan eksposur risiko kredit (lanjutan)

b) Sektor industri (lanjutan)

Tabel berikut ini menggambarkan rincian eksposur kredit Bank CIMB Niaga dan Entitas Anak pada nilai tercatat (tanpa memperhitungkan agunan atau pendukung kredit lainnya) yang dikategorikan berdasarkan sektor industri pada tanggal 31 Desember 2017, 2016, dan 2015 (lanjutan).

53. CREDIT RISK (continued)

- (iv) *Maximum exposure to credit risk without taking into account of any collateral held or other credit enhancements (continued)*

Concentration of risks of financial assets with credit risk exposure (continued)

b) Industry sectors (continued)

The following tables describes Bank CIMB Niaga and Subsidiary's credit exposure at carrying amounts (without taking into account of any collateral held or other credit enhancements) as categorised by the industry sectors as at 31 December 2017, 2016, and 2015 (continued).

	2015						
	Pemerintah/ Government	Bank/ Bank	Lembaga keuangan bukan Bank/ Financial institution non Bank	Perusahaan lainnya/ Other companies	Perseorangan/ Individual		Jumlah/ Total
Giro pada							
Bank Indonesia	14,605,403	-	-	-	-	14,605,403	Current account with Bank Indonesia
Giro pada bank lain	-	2,348,027	-	-	-	2,348,027	Current accounts with other banks
Penempatan pada bank lain dan Bank Indonesia	5,157,501	741,084	-	-	-	5,898,585	Placement with other banks and Bank Indonesia
Efek-efek							Marketable securities
Diperdagangkan	-	120,733	507,581	196,500	-	824,814	Trading
Tersedia untuk dijual	1,635,880	1,502,033	2,167,766	2,470,620	-	7,776,299	Available-for-sale
Dimiliki hingga jatuh tempo	520,037	219,000	-	518,994	-	1,258,031	Held-to-maturity
Obligasi Pemerintah							Government bonds
Diperdagangkan	4,566,706	-	-	-	-	4,566,706	Trading
Tersedia untuk dijual	6,251,319	-	-	-	-	6,251,319	Available-for-sale
Dimiliki hingga jatuh tempo	5,231,868	-	-	-	-	5,231,868	Held-to-maturity
Efek yang dibeli dengan janji dijual kembali	174,552	-	-	-	-	174,552	Securities purchased under resale agreement
Tagihan derivatif	1,262	89,696	-	398,910	105,686	595,554	Derivative receivables
Kredit yang diberikan, Piutang pembiayaan konsumen, dan Piutang sewa pembiayaan							Loans, consumer financing receivables, and financing lease receivables
Modal kerja	-	2,299,603	4,459,091	72,915,531	8,186,171	87,860,396	Working capital
Investasi	-	137,660	5,194,710	27,050,857	12,548,058	44,931,285	Investment
Konsumsi	265	-	304	65,529	44,678,977	44,745,075	Consumer
Tagihan akseptasi	-	-	2,253	4,236,351	13,245	4,251,849	Acceptance receivables
Penyerahan	-	1,000	12,938	-	-	13,938	Investments
Pendapatan yang masih harus diterima	221,426	71,902	25,798	891,653	173,111	1,383,890	Accrued income
Aset lain-lain	-	-	-	1,683,193	-	1,683,193	Other assets
	<u>38,366,219</u>	<u>7,530,738</u>	<u>12,370,441</u>	<u>110,428,138</u>	<u>65,705,248</u>	<u>234,400,784</u>	
Dikurangi: Cadangan kerugian penurunan nilai						(7,903,062)	Less: Allowance for impairment losses
						<u>226,497,722</u>	

**PT BANK CIMB NIAGA Tbk
DAN ENTITAS ANAK/AND SUBSIDIARY**

**CATATAN ATAS LAPORAN KEUANGAN KONSOLIDASIAN
31 DESEMBER 2017, 2016, DAN 2015
SERTA TAHUN-TAHUN YANG BERAKHIR
31 DESEMBER 2017, 2016, DAN 2015**
(Dinyatakan dalam jutaan Rupiah, kecuali dinyatakan lain)

**NOTES TO THE CONSOLIDATED FINANCIAL STATEMENTS
31 DECEMBER 2017, 2016, AND 2015
AND FOR THE YEARS ENDED
31 DECEMBER 2017, 2016, AND 2015**
(Expressed in millions of Rupiah, unless otherwise stated)

53. RISIKO KREDIT (lanjutan)

- (iv) Eksposur maksimum risiko kredit tanpa memperhitungkan agunan dan pendukung kredit lainnya (lanjutan)

Konsentrasi risiko aset keuangan dengan eksposur risiko kredit (lanjutan)

b) Sektor industri (lanjutan)

Eksposur resiko kredit yang terkait dengan unsur rekening administratif adalah:

53. CREDIT RISK (continued)

- (iv) Maximum exposure to credit risk without taking into account of any collateral held or other credit enhancements (continued)

Concentration of risks of financial assets with credit risk exposure (continued)

b) Industry sectors (continued)

Credit risk exposure relating to the administrative accounts items are as follows:

		2017							
		Pemerintah/ Government	Bank/ Bank	Lembaga keuangan bukan Bank/ Financial institution non Bank	Perusahaan lainnya/ Other companies	Perseorangan/ Individual	Jumlah/ Total		
Fasilitas kredit kepada nasabah yang belum ditarik - <i>committed</i>		-	18,954	534,618	8,575,711	2,065,777	11,195,060	Unused loan facilities granted - committed	
Modal kerja		-	-	-	-	-	-	Working capital	
Investasi		-	2,500	86,413	741,267	388,144	1,218,324	Investment	
Konsumsi		-	-	-	-	95,305	95,305	Consumer	
Irrevocable letters of credit yang masih berjalan		-	-	-	2,713,810	-	2,713,810	Outstanding irrevocable letters of credit	
Garansi yang diterbitkan		-	-	-	4,892,293	-	4,892,293	Guarantees issued	
		-	21,454	621,031	16,923,081	2,549,226	20,114,792		
		2016							
		Pemerintah/ Government	Bank/ Bank	Lembaga keuangan bukan Bank/ Financial institution non Bank	Perusahaan lainnya/ Other companies	Perseorangan/ Individual	Jumlah/ Total		
Fasilitas kredit kepada nasabah yang belum ditarik - <i>committed</i>		-	16,183	200,828	10,073,996	3,211,056	13,502,063	Unused loan facilities granted - committed	
Modal kerja		-	-	-	-	-	-	Working capital	
Investasi		-	44,500	87,315	573,993	3,581	709,389	Investment	
Konsumsi		-	-	-	-	187,134	187,134	Consumer	
Irrevocable letters of credit yang masih berjalan		-	-	-	2,072,238	-	2,072,238	Outstanding irrevocable letters of credit	
Garansi yang diterbitkan		-	-	-	4,029,469	-	4,029,469	Guarantees issued	
		-	60,683	288,143	16,749,696	3,401,771	20,500,293		
		2015							
		Pemerintah/ Government	Bank/ Bank	Lembaga keuangan bukan Bank/ Financial institution non Bank	Perusahaan lainnya/ Other companies	Perseorangan/ Individual	Jumlah/ Total		
Fasilitas kredit kepada nasabah yang belum ditarik - <i>committed</i>		-	7,302	146,665	6,762,420	2,550,555	9,466,942	Unused loan facilities granted - committed	
Modal kerja		-	-	-	-	-	-	Working capital	
Investasi		-	-	166,029	155,708	17,093	338,830	Investment	
Konsumsi		-	-	-	5,476	237,634	243,110	Consumer	
Irrevocable letters of credit yang masih berjalan		-	-	-	1,444,412	-	1,444,412	Outstanding irrevocable letters of credit	
Garansi yang diterbitkan		-	-	-	4,007,392	-	4,007,392	Guarantees issued	
		-	7,302	312,694	12,375,408	2,805,282	15,500,686		

**PT BANK CIMB NIAGA Tbk
DAN ENTITAS ANAK/AND SUBSIDIARY**

**CATATAN ATAS LAPORAN KEUANGAN KONSOLIDASIAN
31 DESEMBER 2017, 2016, DAN 2015
SERTA TAHUN-TAHUN YANG BERAKHIR
31 DESEMBER 2017, 2016, DAN 2015**
(Dinyatakan dalam jutaan Rupiah, kecuali dinyatakan lain)

**NOTES TO THE CONSOLIDATED FINANCIAL STATEMENTS
31 DECEMBER 2017, 2016, AND 2015
AND FOR THE YEARS ENDED
31 DECEMBER 2017, 2016, AND 2015**
(Expressed in millions of Rupiah, unless otherwise stated)

53. RISIKO KREDIT (lanjutan)

- (iv) Eksposur maksimum risiko kredit tanpa memperhitungkan agunan dan pendukung kredit lainnya (lanjutan)

Konsentrasi risiko aset keuangan dengan eksposur risiko kredit (lanjutan)

c) Kualitas kredit dari aset keuangan

Pada tanggal 31 Desember 2017, 2016, dan 2015 eksposur risiko kredit atas aset keuangan terbagi atas:

53. CREDIT RISK (continued)

- (iv) *Maximum exposure to credit risk without taking into account of any collateral held or other credit enhancements (continued)*

Concentration of risks of financial assets with credit risk exposure (continued)

c) *Credit quality of financial assets*

As at 31 December 2017, 2016, and 2015, credit risk exposure relating to financial assets are divided as follows:

	2017			Jumlah/ Total	
	Belum jatuh tempo atau tidak mengalami penurunan nilai/ <i>Neither past due nor impaired</i>	Telah jatuh tempo tetapi tidak mengalami penurunan nilai/ <i>Past due but not impaired</i>	Mengalami penurunan nilai/ <i>Impaired</i>		
Giro pada Bank Indonesia	11,522,696	-	-	11,522,696	<i>Current accounts with Bank Indonesia</i>
Giro pada bank lain	3,574,267	-	-	3,574,267	<i>Current accounts with other banks</i>
Penempatan pada bank lain dan Bank Indonesia	13,314,199	-	9,514	13,323,713	<i>Placement with other banks and Bank Indonesia</i>
Efek-efek					<i>Marketable securities</i>
Diperdagangkan	959,059	-	-	959,059	<i>Trading</i>
Tersedia untuk dijual	11,214,982	-	-	11,214,982	<i>Available-for-sale</i>
Dimiliki hingga jatuh tempo	1,291,569	-	15,000	1,306,569	<i>Held-to-maturity</i>
Obligasi Pemerintah					<i>Government Bonds</i>
Diperdagangkan	3,125,982	-	-	3,125,982	<i>Trading</i>
Tersedia untuk dijual	14,208,086	-	-	14,208,086	<i>Available-for-sale</i>
Dimiliki hingga jatuh tempo	7,637,418	-	-	7,637,418	<i>Held-to-maturity</i>
Tagihan derivatif	280,293	-	-	280,293	<i>Derivative receivables</i>
Kredit yang diberikan					<i>Loans</i>
Modal kerja	92,209,329	472,460	5,502,092	98,183,881	<i>Working capital</i>
Investasi	37,630,372	848,349	2,828,660	41,307,381	<i>Investment</i>
Konsumsi	39,627,987	1,233,375	1,053,098	41,914,460	<i>Consumer</i>
Piutang pembiayaan konsumen dan piutang sewa Pembiayaan	2,645,694	1,029,251	54,746	3,729,691	<i>Consumer financing receivables and financing lease receivables</i>
Tagihan akseptasi	4,184,965	-	-	4,184,965	<i>Acceptance receivables</i>
Penyertaan	3,659	-	805	4,464	<i>Investments</i>
Pendapatan yang masih harus diterima	1,191,635	-	-	1,191,635	<i>Accrued income</i>
Aset lain-lain	1,286,743	-	429,499	1,716,242	<i>Other assets</i>
	245,908,935	3,583,435	9,893,414	259,385,784	
Dikurangi: Cadangan kerugian penurunan nilai				<u>(7,795,085)</u>	<i>Less: Allowance for impairment losses</i>
				251,590,699	

**PT BANK CIMB NIAGA Tbk
DAN ENTITAS ANAK/AND SUBSIDIARY**

**CATATAN ATAS LAPORAN KEUANGAN KONSOLIDASIAN
31 DESEMBER 2017, 2016, DAN 2015
SERTA TAHUN-TAHUN YANG BERAKHIR
31 DESEMBER 2017, 2016, DAN 2015**
(Dinyatakan dalam jutaan Rupiah, kecuali dinyatakan lain)

**NOTES TO THE CONSOLIDATED FINANCIAL STATEMENTS
31 DECEMBER 2017, 2016, AND 2015
AND FOR THE YEARS ENDED
31 DECEMBER 2017, 2016, AND 2015**
(Expressed in millions of Rupiah, unless otherwise stated)

53. RISIKO KREDIT (lanjutan)

- (iv) Eksposur maksimum risiko kredit tanpa memperhitungkan agunan dan pendukung kredit lainnya (lanjutan)

Konsentrasi risiko aset keuangan dengan eksposur risiko kredit (lanjutan)

- c) Kualitas kredit dari aset keuangan (lanjutan)

Pada tanggal 31 Desember 2017, 2016, dan 2015 eksposur risiko kredit atas aset keuangan terbagi atas (lanjutan):

53. CREDIT RISK (continued)

- (iv) *Maximum exposure to credit risk without taking into account of any collateral held or other credit enhancements (continued)*

Concentration of risks of financial assets with credit risk exposure (continued)

- c) *Credit quality of financial assets (continued)*

As at 31 December 2017, 2016, and 2015 credit risk exposure relating to financial assets are divided as follows (continued):

	2016			Jumlah/ Total	
	Belum jatuh tempo atau tidak mengalami penurunan nilai/ <i>Neither past due nor impaired</i>	Telah jatuh tempo tetapi tidak mengalami penurunan nilai/ <i>Past due but not impaired</i>	Mengalami penurunan nilai/ <i>Impaired</i>		
Giro pada Bank Indonesia	13,345,736	-	-	13,345,736	<i>Current accounts with Bank Indonesia</i>
Giro pada bank lain	1,624,152	-	-	1,624,152	<i>Current accounts with other banks</i>
Penempatan pada bank lain dan Bank Indonesia	4,426,785	-	9,448	4,436,233	<i>Placement with other banks and Bank Indonesia</i>
Efek-efek					<i>Marketable securities</i>
Diperdagangkan	501,682	-	-	501,682	<i>Trading</i>
Tersedia untuk dijual	7,915,911	-	-	7,915,911	<i>Available-for-sale</i>
Dimiliki hingga jatuh tempo	947,547	-	15,000	962,547	<i>Held-to-maturity</i>
Obligasi Pemerintah					<i>Government Bonds</i>
Diperdagangkan	2,961,686	-	-	2,961,686	<i>Trading</i>
Tersedia untuk dijual	7,955,351	-	-	7,955,351	<i>Available-for-sale</i>
Dimiliki hingga jatuh tempo	7,267,095	-	-	7,267,095	<i>Held-to-maturity</i>
Efek yang dibeli dengan janji dijual kembali	542,956	-	-	542,956	<i>Securities purchased under resale agreements</i>
Tagihan derivatif	484,602	-	-	484,602	<i>Derivative receivables</i>
Kredit yang diberikan					<i>Loans</i>
Modal kerja	79,745,449	1,111,347	4,306,335	85,163,131	<i>Working capital</i>
Investasi	43,278,392	1,258,693	4,003,142	48,540,227	<i>Investment</i>
Konsumsi	37,682,154	1,196,346	1,005,833	39,884,333	<i>Consumer</i>
Piutang pembiayaan konsumen dan piutang sewa Pembiayaan	4,881,911	1,566,351	128,086	6,576,348	<i>Consumer financing receivables and financing lease receivables</i>
Tagihan akseptasi	4,488,511	-	-	4,488,511	<i>Acceptance receivables</i>
Penyertaan	3,574	-	890	4,464	<i>Investments</i>
Pendapatan yang masih harus diterima	1,320,932	-	-	1,320,932	<i>Accrued income</i>
Aset lain-lain	1,907,626	-	429,499	2,337,125	<i>Other assets</i>
	221,282,052	5,132,737	9,898,233	236,313,022	
Dikurangi: Cadangan kerugian penurunan nilai				<u>(8,606,929)</u>	<i>Less: Allowance for impairment losses</i>
				227,706,093	

**PT BANK CIMB NIAGA Tbk
DAN ENTITAS ANAK/AND SUBSIDIARY**

**CATATAN ATAS LAPORAN KEUANGAN KONSOLIDASIAN
31 DESEMBER 2017, 2016, DAN 2015
SERTA TAHUN-TAHUN YANG BERAKHIR
31 DESEMBER 2017, 2016, DAN 2015**
(Dinyatakan dalam jutaan Rupiah, kecuali dinyatakan lain)

**NOTES TO THE CONSOLIDATED FINANCIAL STATEMENTS
31 DECEMBER 2017, 2016, AND 2015
AND FOR THE YEARS ENDED
31 DECEMBER 2017, 2016, AND 2015**
(Expressed in millions of Rupiah, unless otherwise stated)

53. RISIKO KREDIT (lanjutan)

- (iv) Eksposur maksimum risiko kredit tanpa memperhitungkan agunan dan pendukung kredit lainnya (lanjutan)

Konsentrasi risiko aset keuangan dengan eksposur risiko kredit (lanjutan)

- c) Kualitas kredit dari aset keuangan (lanjutan)

Pada tanggal 31 Desember 2017, 2016, dan 2015 eksposur risiko kredit atas aset keuangan terbagi atas (lanjutan):

53. CREDIT RISK (continued)

- (iv) *Maximum exposure to credit risk without taking into account of any collateral held or other credit enhancements (continued)*

Concentration of risks of financial assets with credit risk exposure (continued)

- c) *Credit quality of financial assets (continued)*

As at 31 December 2017, 2016, and 2015 credit risk exposure relating to financial assets are divided as follows (continued):

	2015			Jumlah/ Total	
	Belum jatuh tempo atau tidak mengalami penurunan nilai/ <i>Neither past due nor impaired</i>	Telah jatuh tempo tetapi tidak mengalami penurunan nilai/ <i>Past due but not impaired</i>	Mengalami penurunan nilai/ <i>Impaired</i>		
Giro pada Bank Indonesia	14,605,403	-	-	14,605,403	<i>Current accounts with Bank Indonesia</i>
Giro pada bank lain	2,348,027	-	-	2,348,027	<i>Current accounts with other banks</i>
Penempatan pada bank lain dan Bank Indonesia	5,888,918	-	9,667	5,898,585	<i>Placement with other banks and Bank Indonesia</i>
Efek-efek					<i>Marketable securities</i>
Diperdagangkan	824,814	-	-	824,814	<i>Trading</i>
Tersedia untuk dijual	7,776,299	-	-	7,776,299	<i>Available-for-sale</i>
Dimiliki hingga jatuh tempo	1,243,031	-	15,000	1,258,031	<i>Held-to-maturity</i>
Obligasi Pemerintah					<i>Government Bonds</i>
Diperdagangkan	4,566,706	-	-	4,566,706	<i>Trading</i>
Tersedia untuk dijual	6,251,319	-	-	6,251,319	<i>Available-for-sale</i>
Dimiliki hingga jatuh tempo	5,231,868	-	-	5,231,868	<i>Held-to-maturity</i>
Efek yang dibeli dengan janji dijual kembali	174,552	-	-	174,552	<i>Securities purchased under resale agreements</i>
Tagihan derivatif	595,554	-	-	595,554	<i>Derivative receivables</i>
Kredit yang diberikan					<i>Loans</i>
Modal kerja	81,427,306	1,377,758	5,055,332	87,860,396	<i>Working capital</i>
Investasi	39,360,277	2,607,704	2,963,304	44,931,285	<i>Investment</i>
Konsumsi	35,587,967	1,518,887	834,443	37,941,297	<i>Consumer</i>
Piutang pembiayaan konsumen dan piutang sewa Pembiayaan	5,453,384	1,286,801	63,593	6,803,778	<i>Consumer financing receivables and financing lease receivables</i>
Tagihan akseptasi	4,251,849	-	-	4,251,849	<i>Acceptance receivables</i>
Penyertaan	13,048	-	890	13,938	<i>Investments</i>
Pendapatan yang masih harus diterima	1,383,890	-	-	1,383,890	<i>Accrued income</i>
Aset lain-lain	1,253,694	-	429,499	1,683,193	<i>Other assets</i>
	218,237,906	6,791,150	9,371,728	234,400,784	
Dikurangi: Cadangan kerugian penurunan nilai				(7,903,062)	<i>Less: Allowance for impairment losses</i>
				226,497,722	

**PT BANK CIMB NIAGA Tbk
DAN ENTITAS ANAK/AND SUBSIDIARY**

**CATATAN ATAS LAPORAN KEUANGAN KONSOLIDASIAN
31 DESEMBER 2017, 2016, DAN 2015
SERTA TAHUN-TAHUN YANG BERAKHIR
31 DESEMBER 2017, 2016, DAN 2015**
(Dinyatakan dalam jutaan Rupiah, kecuali dinyatakan lain)

**NOTES TO THE CONSOLIDATED FINANCIAL STATEMENTS
31 DECEMBER 2017, 2016, AND 2015
AND FOR THE YEARS ENDED
31 DECEMBER 2017, 2016, AND 2015**
(Expressed in millions of Rupiah, unless otherwise stated)

53. RISIKO KREDIT (lanjutan)

- (iv) Eksposur maksimum risiko kredit tanpa memperhitungkan agunan dan pendukung kredit lainnya (lanjutan)

Konsentrasi risiko aset keuangan dengan eksposur risiko kredit (lanjutan)

- c) Kualitas kredit dari aset keuangan (lanjutan)

Analisa umur kredit yang diberikan yang telah jatuh tempo tetapi tidak mengalami penurunan nilai pada tanggal 31 Desember 2017, 2016, dan 2015 adalah:

53. CREDIT RISK (continued)

- (iv) *Maximum exposure to credit risk without taking into account of any collateral held or other credit enhancements (continued)*

Concentration of risks of financial assets with credit risk exposure (continued)

- c) *Credit quality of financial assets (continued)*

Aging analysis of loans that are "past due but not impaired" as at 31 December 2017, 2016, and 2015 are set out belows:

	2017				
	<u>Modal kerja/ Working capital</u>	<u>Investasi/ Investment</u>	<u>Konsumsi/ Consumer</u>	<u>Jumlah/ Total</u>	
1 - 30 hari	136,272	331,579	660,797	1,128,648	1 - 30 days
31 - 60 hari	238,436	202,597	325,982	767,015	31 - 60 days
61 - 90 hari	97,752	314,173	246,596	658,521	61 - 90 days
	<u>472,460</u>	<u>848,349</u>	<u>1,233,375</u>	<u>2,554,184</u>	
	2016				
	<u>Modal kerja/ Working capital</u>	<u>Investasi/ Investment</u>	<u>Konsumsi/ Consumer</u>	<u>Jumlah/ Total</u>	
1 - 30 hari	586,318	526,020	576,308	1,688,646	1 - 30 days
31 - 60 hari	299,475	364,551	334,262	998,288	31 - 60 days
61 - 90 hari	225,554	368,122	285,776	879,452	61 - 90 days
	<u>1,111,347</u>	<u>1,258,693</u>	<u>1,196,346</u>	<u>3,566,386</u>	
	2015				
	<u>Modal kerja/ Working capital</u>	<u>Investasi/ Investment</u>	<u>Konsumsi/ Consumer</u>	<u>Jumlah/ Total</u>	
1 - 30 hari	349,574	565,371	751,451	1,666,396	1 - 30 days
31 - 60 hari	575,777	1,695,542	440,353	2,711,672	31 - 60 days
61 - 90 hari	452,407	346,791	327,083	1,126,281	61 - 90 days
	<u>1,377,758</u>	<u>2,607,704</u>	<u>1,518,887</u>	<u>5,504,349</u>	

**PT BANK CIMB NIAGA Tbk
DAN ENTITAS ANAK/AND SUBSIDIARY**

**CATATAN ATAS LAPORAN KEUANGAN KONSOLIDASIAN
31 DESEMBER 2017, 2016, DAN 2015
SERTA TAHUN-TAHUN YANG BERAKHIR
31 DESEMBER 2017, 2016, DAN 2015**
(Dinyatakan dalam jutaan Rupiah, kecuali dinyatakan lain)

**NOTES TO THE CONSOLIDATED FINANCIAL STATEMENTS
31 DECEMBER 2017, 2016, AND 2015
AND FOR THE YEARS ENDED
31 DECEMBER 2017, 2016, AND 2015**
(Expressed in millions of Rupiah, unless otherwise stated)

53. RISIKO KREDIT (lanjutan)

- (iv) Eksposur maksimum risiko kredit tanpa memperhitungkan agunan dan pendukung kredit lainnya (lanjutan)

Konsentrasi risiko aset keuangan dengan eksposur risiko kredit (lanjutan)

- c) Kualitas kredit dari aset keuangan (lanjutan)

Pada tanggal 31 Desember 2017, 2016, dan 2015, rincian kualitas kredit yang diberikan yang belum jatuh tempo atau tidak mengalami penurunan nilai berdasarkan rating internal sebagai berikut:

53. CREDIT RISK (continued)

- (iv) Maximum exposure to credit risk without taking into account of any collateral held or other credit enhancements (continued)

Concentration of risks of financial assets with credit risk exposure (continued)

- c) Credit quality of financial assets (continued)

Credit quality of loans that are "neither past due nor impaired" as at 31 December 2017, 2016, and 2017, can be assessed by reference to the internal rating system is as follows:

	2017			
	Dalam			
	Lancar/ Pass	perhatian khusus/ Special mention	Jumlah/ Total	
Modal kerja	91,548,546	660,783	92,209,329	Working capital
Investasi	36,972,652	657,720	37,630,372	Investment
Konsumsi	37,494,689	2,133,298	39,627,987	Consumer
	<u>166,015,887</u>	<u>3,451,801</u>	<u>169,467,688</u>	
	2016			
	Dalam			
	Lancar/ Pass	perhatian khusus/ Special mention	Jumlah/ Total	
Modal kerja	78,763,982	981,467	79,745,449	Working capital
Investasi	42,052,168	1,226,224	43,278,392	Investment
Konsumsi	35,148,497	2,533,657	37,682,154	Consumer
	<u>155,964,647</u>	<u>4,741,348</u>	<u>160,705,995</u>	
	2015			
	Dalam			
	Lancar/ Pass	perhatian khusus/ Special mention	Jumlah/ Total	
Modal kerja	79,493,738	1,933,568	81,427,306	Working capital
Investasi	37,128,541	2,231,736	39,360,277	Investment
Konsumsi	33,379,978	2,207,989	35,587,967	Consumer
	<u>150,002,257</u>	<u>6,373,293</u>	<u>156,375,550</u>	

**PT BANK CIMB NIAGA Tbk
DAN ENTITAS ANAK/AND SUBSIDIARY**

**CATATAN ATAS LAPORAN KEUANGAN KONSOLIDASIAN
31 DESEMBER 2017, 2016, DAN 2015
SERTA TAHUN-TAHUN YANG BERAKHIR
31 DESEMBER 2017, 2016, DAN 2015**
(Dinyatakan dalam jutaan Rupiah, kecuali dinyatakan lain)

**NOTES TO THE CONSOLIDATED FINANCIAL STATEMENTS
31 DECEMBER 2017, 2016, AND 2015
AND FOR THE YEARS ENDED
31 DECEMBER 2017, 2016, AND 2015**
(Expressed in millions of Rupiah, unless otherwise stated)

53. RISIKO KREDIT (lanjutan)

- (iv) Eksposur maksimum risiko kredit tanpa memperhitungkan agunan dan pendukung kredit lainnya (lanjutan)

Konsentrasi risiko aset keuangan dengan eksposur risiko kredit (lanjutan)

- c) Kualitas kredit dari aset keuangan (lanjutan)

Penjelasan pembagian kualitas kredit yang diberikan yang belum jatuh tempo atau tidak mengalami penurunan nilai adalah:

- Lancar
Aset seluruhnya hampir dapat dipastikan akan diterima kembali sehingga tidak terdapat pertimbangan yang menjadi perhatian Bank CIMB Niaga; dan
- Dalam Perhatian Khusus
Ada pertimbangan terkait dengan kemampuan nasabah dalam melakukan pembayaran pada saat jatuh tempo. Namun, dalam hal ini belum terdapat keterlambatan secara aktual dimana pembayaran masih dilakukan pada saat jatuh tempo dan diharapkan dapat menyelesaikan seluruh pokok dan bunga.

- (v) Kredit yang diberikan

Ikhtisar kredit yang diberikan adalah:

53. CREDIT RISK (continued)

- (iv) *Maximum exposure to credit risk without taking into account of any collateral held or other credit enhancements (continued)*

Concentration of risks of financial assets with credit risk exposure (continued)

- c) *Credit quality of financial assets (continued)*

Details for credit quality of loans that are "neither past due nor impaired" are as follows:

- *Pass*
There is a high likelihood of the assets being recovered in full and therefore no cause for concern to Bank CIMB Niaga; and
- *Special Mention*
There is concern over the counterparty's ability to make payments when due. However, these have not yet converted to actual delinquency and the counterparty is continuing to make payments when due and is expected to settle all outstanding amount of principals and interests.

- (v) *Loans*

Loans are summarised as follows:

	2017			
	Tidak mengalami penurunan nilai/ <i>Unimpaired</i>	Mengalami penurunan nilai/ <i>Impaired</i>	Jumlah/ <i>Total</i>	
Rupiah	147,293,957	7,405,896	154,699,853	<i>Rupiah</i>
Mata uang asing	24,727,915	1,977,954	26,705,869	<i>Foreign currencies</i>
Jumlah	172,021,872	9,383,850	181,405,722	<i>Total</i>
Dikurangi: Cadangan kerugian penurunan nilai			(6,984,706)	<i>Less: Allowance for impairment losses</i>
			<u>174,421,016</u>	

**PT BANK CIMB NIAGA Tbk
DAN ENTITAS ANAK/AND SUBSIDIARY**

**CATATAN ATAS LAPORAN KEUANGAN KONSOLIDASIAN
31 DESEMBER 2017, 2016, DAN 2015
SERTA TAHUN-TAHUN YANG BERAKHIR
31 DESEMBER 2017, 2016, DAN 2015**
(Dinyatakan dalam jutaan Rupiah, kecuali dinyatakan lain)

**NOTES TO THE CONSOLIDATED FINANCIAL STATEMENTS
31 DECEMBER 2017, 2016, AND 2015
AND FOR THE YEARS ENDED
31 DECEMBER 2017, 2016, AND 2015**
(Expressed in millions of Rupiah, unless otherwise stated)

53. RISIKO KREDIT (lanjutan)

(v) Kredit yang diberikan (lanjutan)

Ikhtisar kredit yang diberikan adalah (lanjutan):

53. CREDIT RISK (continued)

(v) Loans (continued)

Loans are summarised as follows (continued):

	2016			
	Tidak mengalami penurunan nilai/ <i>Unimpaired</i>	Mengalami penurunan nilai/ <i>Impaired</i>	Jumlah/ <i>Total</i>	
	Rupiah	142,341,863	6,172,996	
Mata uang asing	21,930,518	3,142,314	25,072,832	<i>Foreign currencies</i>
Jumlah	164,272,381	9,315,310	173,587,691	<i>Total</i>
Dikurangi: Cadangan kerugian penurunan nilai			(7,664,256)	<i>Less: Allowance for impairment losses</i>
			<u>165,923,435</u>	

	2015			
	Tidak mengalami penurunan nilai/ <i>Unimpaired</i>	Mengalami penurunan nilai/ <i>Impaired</i>	Jumlah/ <i>Total</i>	
	Rupiah	140,361,112	4,980,929	
Mata uang asing	21,518,787	3,872,150	25,390,937	<i>Foreign currencies</i>
Jumlah	161,879,899	8,853,079	170,732,978	<i>Total</i>
Dikurangi: Cadangan kerugian penurunan nilai			(7,050,246)	<i>Less: Allowance for impairment losses</i>
			<u>163,682,732</u>	

(vi) Penempatan pada bank lain dan Bank Indonesia

(vi) Placement with other banks and Bank Indonesia

	2017			
	Tidak mengalami penurunan nilai/ <i>Unimpaired</i>	Mengalami penurunan nilai/ <i>Impaired</i>	Jumlah/ <i>Total</i>	
	Rupiah:			
Fasilitas Simpanan Bank Indonesia (FASBI)	8,094,946	-	8,094,946	<i>Fasilitas Simpanan Bank Indonesia (FASBI)</i>
Jumlah Rupiah	8,094,946	-	8,094,946	<i>Total Rupiah</i>
Mata uang asing:				<i>Foreign currencies:</i>
Deposito berjangka	4,395,870	-	4,395,870	<i>Time deposits</i>
Call money	823,383	9,514	832,897	<i>Call money</i>
Jumlah mata uang asing	5,219,253	9,514	5,228,767	<i>Total foreign currencies</i>
Jumlah	13,314,199	9,514	13,323,713	<i>Total</i>
Dikurangi: Cadangan kerugian penurunan nilai	-	(9,514)	(9,514)	<i>Less: Allowance for impairment losses</i>
	13,314,199	-	13,314,199	

**PT BANK CIMB NIAGA Tbk
DAN ENTITAS ANAK/AND SUBSIDIARY**

**CATATAN ATAS LAPORAN KEUANGAN KONSOLIDASIAN
31 DESEMBER 2017, 2016, DAN 2015
SERTA TAHUN-TAHUN YANG BERAKHIR
31 DESEMBER 2017, 2016, DAN 2015**
(Dinyatakan dalam jutaan Rupiah, kecuali dinyatakan lain)

**NOTES TO THE CONSOLIDATED FINANCIAL STATEMENTS
31 DECEMBER 2017, 2016, AND 2015
AND FOR THE YEARS ENDED
31 DECEMBER 2017, 2016, AND 2015**
(Expressed in millions of Rupiah, unless otherwise stated)

53. RISIKO KREDIT (lanjutan)

53. CREDIT RISK (continued)

(vii) Efek-efek

(vii) Marketable securities

		2017				
		Tidak mengalami penurunan nilai/ <i>Unimpaired</i>	Mengalami penurunan nilai/ <i>Impaired</i>	Jumlah/ <i>Total</i>		
Rupiah:						Rupiah:
Sertifikat Bank Indonesia	255,893	-	255,893			Bank Indonesia Certificates
Sertifikat Deposito Bank Indonesia	3,799,916	-	3,799,916			Bank Indonesia Certificates Deposit
Obligasi	8,205,302	-	8,205,302			Bonds
Wesel jangka menengah	-	15,000	15,000			Medium term notes
Tagihan wesel ekspor	334,381	-	334,381			Bill receivables
Jumlah Rupiah	<u>12,595,492</u>	<u>15,000</u>	<u>12,610,492</u>			Total Rupiah
Mata uang asing:						Foreign currencies:
Sertifikat Bank Indonesia	608,418	-	608,418			Bank Indonesia Certificates
Obligasi	215,410	-	215,410			Bonds
Tagihan wesel ekspor	46,290	-	46,290			Bill receivables
Jumlah mata uang asing	<u>870,118</u>	<u>-</u>	<u>870,118</u>			Total foreign currencies
Jumlah	<u>13,465,610</u>	<u>15,000</u>	<u>13,480,610</u>			Total
Dikurangi: Cadangan kerugian penurunan nilai	(23,556)	(15,000)	(38,556)			Less: Allowance for impairment losses
	<u>13,442,054</u>	<u>-</u>	<u>13,442,054</u>			
		2016				
		Tidak mengalami penurunan nilai/ <i>Unimpaired</i>	Mengalami penurunan nilai/ <i>Impaired</i>	Jumlah/ <i>Total</i>		
Rupiah:						Rupiah:
Sertifikat Bank Indonesia	1,571,875	-	1,571,875			Bank Indonesia Certificates
Sertifikat Deposito Bank Indonesia	987,888	-	987,888			Bank Indonesia Certificates Deposit
Obligasi	6,583,420	-	6,583,420			Bonds
Wesel jangka menengah	-	15,000	15,000			Medium term notes
Tagihan wesel ekspor	16,001	-	16,001			Bill receivables
Jumlah Rupiah	<u>9,159,184</u>	<u>15,000</u>	<u>9,174,184</u>			Total Rupiah
Mata uang asing:						Foreign currencies:
Obligasi	140,980	-	140,980			Bonds
Tagihan wesel ekspor	64,976	-	64,976			Bill receivables
Jumlah mata uang asing	<u>205,956</u>	<u>-</u>	<u>205,956</u>			Total foreign currencies
Jumlah	<u>9,365,140</u>	<u>15,000</u>	<u>9,380,140</u>			Total
Dikurangi: Cadangan kerugian penurunan nilai	(20,913)	(15,000)	(35,913)			Less: Allowance for impairment losses
	<u>9,344,227</u>	<u>-</u>	<u>9,344,227</u>			

**PT BANK CIMB NIAGA Tbk
DAN ENTITAS ANAK/AND SUBSIDIARY**

**CATATAN ATAS LAPORAN KEUANGAN KONSOLIDASIAN
31 DESEMBER 2017, 2016, DAN 2015
SERTA TAHUN-TAHUN YANG BERAKHIR
31 DESEMBER 2017, 2016, DAN 2015**
(Dinyatakan dalam jutaan Rupiah, kecuali dinyatakan lain)

**NOTES TO THE CONSOLIDATED FINANCIAL STATEMENTS
31 DECEMBER 2017, 2016, AND 2015
AND FOR THE YEARS ENDED
31 DECEMBER 2017, 2016, AND 2015**
(Expressed in millions of Rupiah, unless otherwise stated)

53. RISIKO KREDIT (lanjutan)

53. CREDIT RISK (continued)

(vii) Efek-efek (lanjutan)

(vii) Marketable securities (continued)

	2015			
	Tidak mengalami penurunan nilai/ <i>Unimpaired</i>	Mengalami penurunan nilai/ <i>Impaired</i>	Jumlah/ <i>Total</i>	
Rupiah:				Rupiah:
Sertifikat Bank Indonesia	1,535,640	-	1,535,640	<i>Bank Indonesia Certificates</i>
Sertifikat Deposito Bank Indonesia	620,277	-	620,277	<i>Bank Indonesia Certificates Deposit</i>
Obligasi	7,630,561	-	7,630,561	<i>Bonds</i>
Wesel jangka menengah	-	15,000	15,000	<i>Medium term notes</i>
Tagihan wesel ekspor	7,177	-	7,177	<i>Bill receivables</i>
Jumlah Rupiah	<u>9,793,655</u>	<u>15,000</u>	<u>9,808,655</u>	<i>Total Rupiah</i>
Mata uang asing:				<i>Foreign currencies:</i>
Obligasi	1,094	-	1,094	<i>Bonds</i>
Tagihan wesel ekspor	49,395	-	49,395	<i>Bill receivables</i>
Jumlah mata uang asing	<u>50,489</u>	<u>-</u>	<u>50,489</u>	<i>Total foreign currencies</i>
Jumlah	9,844,144	15,000	9,859,144	<i>Total</i>
Dikurangi: Cadangan kerugian penurunan nilai	<u>(22,521)</u>	<u>(15,000)</u>	<u>(37,521)</u>	<i>Less: Allowance for impairment losses</i>
	<u>9,821,623</u>	<u>-</u>	<u>9,821,623</u>	

Tabel berikut menyajikan analisa atas obligasi pada efek-efek berdasarkan lembaga pemeringkat pada tanggal 31 Desember 2017, 2016, dan 2015:

The table below presents an analysis of bonds in marketable securities by various rating agencies designation at 31 December 2017, 2016, and 2015:

	2017			
	Lembaga Pemeringkat/ <i>Rating Agencies</i>	Peringkat/ <i>Rating</i>	Nilai wajar/ <i>Fair value</i>	
Rupiah				Rupiah
Dimiliki hingga jatuh tempo				Held-to-maturity
PT Lautan Luas Tbk	Pefindo	idA-	218,082	<i>PT Lautan Luas Tbk</i>
PT Telekomunikasi Indonesia (Persero) Tbk	Pefindo	idAAA	211,100	<i>PT Telekomunikasi Indonesia (Persero) Tbk</i>
PT Bank Tabungan Negara (Persero) Tbk	Fitch National	AA(idn)	206,834	<i>PT Bank Tabungan Negara (Persero) Tbk</i>
PT Indosat Tbk	Pefindo	idAAA(sy)	25,597	<i>PT Indosat Tbk</i>
PT Bank Rakyat Indonesia (Persero) Tbk	Pefindo	idAAA	19,792	<i>PT Bank Rakyat Indonesia (Persero) Tbk</i>
			<u>681,405</u>	
Tersedia untuk dijual				Available-for-sale
PT Indosat Tbk	Pefindo	idAAA	1,341,746	<i>PT Indosat Tbk</i>
PT Perusahaan Listrik Negara (Persero)	Pefindo	idAAA	580,182	<i>PT Perusahaan Listrik Negara (Persero)</i>
PT Adira Dinamika Multi Finance Tbk	Pefindo	idAAA	510,782	<i>PT Adira Dinamika Multi Finance Tbk</i>
PT Bank Tabungan Negara (Persero) Tbk	Fitch National	AA(idn)	420,137	<i>PT Bank Tabungan Negara (Persero) Tbk</i>
PT Bank OCBC NISP Tbk	Fitch National	AAA(idn)	401,279	<i>PT Bank OCBC NISP Tbk</i>
PT Pupuk Indonesia (Persero)	Fitch National	AAA(idn)	385,560	<i>PT Pupuk Indonesia (Persero)</i>
PT Federal International Finance	Pefindo	idAAA	367,580	<i>PT Federal International Finance</i>
PT Indofood Sukses Makmur Tbk	Pefindo	idAA+	298,897	<i>PT Indofood Sukses Makmur Tbk</i>
PT Astra Sedaya Finance	Fitch National	AAA(idn)	293,598	<i>PT Astra Sedaya Finance</i>
PT Bank Rakyat Indonesia (Persero) Tbk	Pefindo	idAAA	284,210	<i>PT Bank Rakyat Indonesia (Persero) Tbk</i>
PT Aneka Tambang (Persero) Tbk	Pefindo	idBBB+	277,224	<i>PT Aneka Tambang (Persero) Tbk</i>
PT Sarana Multi Infrastruktur (Persero)	Pefindo	idAAA	230,357	<i>PT Sarana Multi Infrastruktur (Persero)</i>
PT Pegadaian (Persero)	Pefindo	idAAA	221,187	<i>PT Pegadaian (Persero)</i>
PT Jasa Marga (Persero) Tbk	Pefindo	idAA	208,184	<i>PT Jasa Marga (Persero) Tbk</i>
Lembaga Pembiayaan Ekspor Indonesia	Pefindo	idAAA	200,861	<i>Lembaga Pembiayaan Ekspor Indonesia</i>
PT Sarana Multigriya Finansial (Persero)	Pefindo	idAAA	146,128	<i>PT Sarana Multigriya Finansial (Persero)</i>
PT Kereta Api Indonesia (Persero)	Pefindo	idAAA	106,314	<i>PT Kereta Api Indonesia (Persero)</i>
PT Telekomunikasi Indonesia (Persero) Tbk	Pefindo	idAAA	93,411	<i>PT Telekomunikasi Indonesia (Persero) Tbk</i>
PT AKR Corporindo Tbk	Pefindo	idAA-	79,448	<i>PT AKR Corporindo Tbk</i>
PT Bank Maybank Indonesia Tbk	Pefindo	idAAA	50,621	<i>PT Bank Maybank Indonesia Tbk</i>
PT Toyota Astra Financial Services	Fitch National	AAA(idn)	46,106	<i>PT Toyota Astra Financial Services</i>
PT Bank Pembangunan Daerah Jawa Barat dan Banten Tbk	Pefindo	idAA-	38,172	<i>PT Bank Pembangunan Daerah Jawa Barat dan Banten Tbk</i>
PT Bank UOB Indonesia	Fitch National	AAA(idn)	15,732	<i>PT Bank UOB Indonesia</i>
			<u>6,597,716</u>	

**PT BANK CIMB NIAGA Tbk
DAN ENTITAS ANAK/AND SUBSIDIARY**

**CATATAN ATAS LAPORAN KEUANGAN KONSOLIDASIAN
31 DESEMBER 2017, 2016, DAN 2015
SERTA TAHUN-TAHUN YANG BERAKHIR
31 DESEMBER 2017, 2016, DAN 2015**
(Dinyatakan dalam jutaan Rupiah, kecuali dinyatakan lain)

**NOTES TO THE CONSOLIDATED FINANCIAL STATEMENTS
31 DECEMBER 2017, 2016, AND 2015
AND FOR THE YEARS ENDED
31 DECEMBER 2017, 2016, AND 2015**
(Expressed in millions of Rupiah, unless otherwise stated)

53. RISIKO KREDIT (lanjutan)

(vii) Efek-efek (lanjutan)

Tabel berikut menyajikan analisa atas obligasi pada efek-efek berdasarkan lembaga pemeringkat pada tanggal 31 Desember 2017, 2016, dan 2015 (lanjutan):

53. CREDIT RISK (continued)

(vii) Marketable securities (continued)

The table below presents an analysis of bonds in marketable securities by various rating agencies designation at 31 December 2017, 2016, and 2015 (continued):

		2017			
Rupiah (lanjutan)	Lembaga Pemeringkat/ Rating Agencies	Peringkat/ Rating	Nilai wajar/ Fair value	Rupiah (continued)	Trading
Diperdagangkan					
PT Bank Rakyat Indonesia (Persero) Tbk	Pefindo	idAAA	146,654	PT Bank Rakyat Indonesia (Persero) Tbk	
PT Adira Dinamika Multi Finance Tbk	Pefindo	idAAA	99,289	PT Adira Dinamika Multi Finance Tbk	
PT Indosat Tbk	Pefindo	idAAA	93,118	PT Indosat Tbk	
PT Sarana Multigriya Finansial (Persero)	Pefindo	idAAA	79,763	PT Sarana Multigriya Finansial (Persero)	
PT Wahana Ottomitra Multiartha Tbk	Fitch National	AA-(idn)	70,490	PT Wahana Ottomitra Multiartha Tbk	
PT Federal International Finance	Pefindo	idAAA	46,951	PT Federal International Finance	
PT Indofood Sukses Makmur Tbk	Pefindo	idAA+	41,328	PT Indofood Sukses Makmur Tbk	
PT Jasa Marga (Persero) Tbk	Pefindo	idAA	40,000	PT Jasa Marga (Persero) Tbk	
PT Astra Sedaya Finance	Fitch National	AAA(idn)	38,617	PT Astra Sedaya Finance	
PT Bank Pembangunan Daerah Maluku dan Maluku I	Fitch National	A(idn)	35,191	PT Bank Pembangunan Daerah Maluku dan Maluku Utara	
PT. Indonesia Infrastructure Finance	Pefindo	idAAA	27,657	PT. Indonesia Infrastructure Finance	
PT Semen Indonesia (Persero) Tbk	Pefindo	idAA+	26,267	PT Semen Indonesia (Persero) Tbk	
Bank BJB	Pefindo	idAA-	25,133	Bank BJB	
PT Mandiri Tunas Finance	Pefindo	idAA+	21,807	PT Mandiri Tunas Finance	
PT Indomobil Finance Indonesia	Pefindo	idA	21,405	PT Indomobil Finance Indonesia	
Lembaga Pembiayaan Ekspor Indonesia	Pefindo	idAAA	20,495	Lembaga Pembiayaan Ekspor Indonesia	
PT Perusahaan Listrik Negara (Persero)	Pefindo	idAAA	16,461	PT Perusahaan Listrik Negara (Persero)	
PT Toyota Astra Financial Services	Fitch National	AAA(idn)	14,273	PT Toyota Astra Financial Services	
PT Bank UOB Indonesia	Fitch National	AAA(idn)	13,112	PT Bank UOB Indonesia	
PT Bank Tabungan Negara (Persero) Tbk	Fitch National	AA(idn)	12,324	PT Bank Tabungan Negara (Persero) Tbk	
PT Hutama Karya (Persero)	Pefindo	idAAA	12,080	PT Hutama Karya (Persero)	
PT Bank OCBC NISP Tbk	Fitch National	AAA(idn)	11,013	PT Bank OCBC NISP Tbk	
PT Bank Mandiri (Persero) Tbk	Pefindo	idAAA	10,178	PT Bank Mandiri (Persero) Tbk	
PT Maybank Indonesia Finance	Fitch National	AA+(idn)	10,140	PT Maybank Indonesia Finance	
PT Bank Maybank Indonesia Tbk	Pefindo	idAAA	10,124	PT Bank Maybank Indonesia Tbk	
PT Pupuk Indonesia (Persero)	Fitch National	AAA(idn)	5,073	PT Pupuk Indonesia (Persero)	
PT Telekomunikasi Indonesia (Persero) Tbk	Pefindo	idAAA	2,162	PT Telekomunikasi Indonesia (Persero) Tbk	
PT Sarana Multi Infrastruktur (Persero)	Pefindo	idAAA	1,024	PT Sarana Multi Infrastruktur (Persero)	
PT Mandala Multifinance Tbk	Pefindo	idA	401	PT Mandala Multifinance Tbk	
PT Bank Sulutgo	Fitch National	A(idn)	53	PT Bank Sulutgo	
			952,583		
Jumlah Rupiah			8,231,704	Total Rupiah	
Dollar Amerika Serikat				United States Dollar	
Tersedia untuk dijual				Available-for-sale	
PT Pertamina (Persero)	Standard & Poor's	BBB-	114,063	PT Pertamina (Persero)	
PT Perusahaan Listrik Negara (Persero)	Standard & Poor's	BBB-	94,871	PT Perusahaan Listrik Negara (Persero)	
			208,934		
Diperdagangkan				Trading	
PT Pertamina (Persero)	Standard & Poor's	BBB-	1,092	PT Pertamina (Persero)	
PT Perusahaan Listrik Negara (Persero)	Standard & Poor's	BBB-	5,384	PT Perusahaan Listrik Negara (Persero)	
			6,476		
Jumlah Dollar Amerika Serikat			215,410	Total United States Dollar	

**PT BANK CIMB NIAGA Tbk
DAN ENTITAS ANAK/AND SUBSIDIARY**

**CATATAN ATAS LAPORAN KEUANGAN KONSOLIDASIAN
31 DESEMBER 2017, 2016, DAN 2015
SERTA TAHUN-TAHUN YANG BERAKHIR
31 DESEMBER 2017, 2016, DAN 2015**
(Dinyatakan dalam jutaan Rupiah, kecuali dinyatakan lain)

**NOTES TO THE CONSOLIDATED FINANCIAL STATEMENTS
31 DECEMBER 2017, 2016, AND 2015
AND FOR THE YEARS ENDED
31 DECEMBER 2017, 2016, AND 2015**
(Expressed in millions of Rupiah, unless otherwise stated)

53. RISIKO KREDIT (lanjutan)

(vii) Efek-efek (lanjutan)

Tabel berikut menyajikan analisa atas obligasi pada efek-efek berdasarkan lembaga pemeringkat pada tanggal 31 Desember 2017, 2016, dan 2015 (lanjutan):

53. CREDIT RISK (continued)

(vii) Marketable securities (continued)

The table below presents an analysis of bonds in marketable securities by various rating agencies designation at 31 December 2017, 2016, and 2015 (continued):

	2016			
	Lembaga Pemeringkat/ Rating Agencies	Peringkat/ Rating	Nilai wajar/ Fair value	
Rupiah				Rupiah
Dimiliki hingga jatuh tempo				Held-to-maturity
PT Lautan Luas Tbk	Pefindo	idA-	214,242	PT Lautan Luas Tbk
PT Bank Tabungan Negara (Persero) Tbk	Pefindo	idAA+	198,040	PT Bank Tabungan Negara (Persero) Tbk
PT Telekomunikasi Indonesia (Persero) Tbk	Pefindo	idAAA	198,019	PT Telekomunikasi Indonesia (Persero) Tbk
PT Indosat Tbk	Pefindo	idAAA	24,717	PT Indosat Tbk
PT Bank Rakyat Indonesia (Persero) Tbk	Pefindo	idAAA	19,105	PT Bank Rakyat Indonesia (Persero) Tbk
PT Perusahaan Listrik Negara (Persero)	Pefindo	idAAA	5,059	PT Perusahaan Listrik Negara (Persero)
			<u>659,182</u>	
Tersedia untuk dijual				Available-for-sale
PT Indosat Tbk	Pefindo	idAAA	1,140,052	PT Indosat Tbk
Lembaga Pembiayaan Ekspor Indonesia	Pefindo	idAAA	692,655	Lembaga Pembiayaan Ekspor Indonesia
PT Bank Tabungan Negara (Persero) Tbk	Pefindo	idAA+	411,746	PT Bank Tabungan Negara (Persero) Tbk
PT Perusahaan Listrik Negara (Persero)	Pefindo	idAAA	330,061	PT Perusahaan Listrik Negara (Persero)
PT Astra Sedaya Finance	Pefindo	idAAA	306,380	PT Astra Sedaya Finance
PT Federal International Finance	Pefindo	idAAA	282,271	PT Federal International Finance
PT AKR Corporindo Tbk	Pefindo	idAA-	257,582	PT AKR Corporindo Tbk
PT Aneka Tambang (Persero) Tbk	Pefindo	idBBB+	250,248	PT Aneka Tambang (Persero) Tbk
PT Telekomunikasi Indonesia (Persero) Tbk	Pefindo	idAAA	225,329	PT Telekomunikasi Indonesia (Persero) Tbk
PT Bank OCBC NISP Tbk	Pefindo	idAAA	194,249	PT Bank OCBC NISP Tbk
PT Jasa Marga (Persero) Tbk	Pefindo	idAA	162,909	PT Jasa Marga (Persero) Tbk
PT Pegadaian (Persero)	Pefindo	idAA+	161,756	PT Pegadaian (Persero)
PT Bank Rakyat Indonesia (Persero) Tbk	Pefindo	idAAA	160,806	PT Bank Rakyat Indonesia (Persero) Tbk
PT Adira Dinamika Multi Finance Tbk	Pefindo	idAAA	156,722	PT Adira Dinamika Multi Finance Tbk
PT Indofood Sukses Makmur Tbk	Pefindo	idAA+	136,312	PT Indofood Sukses Makmur Tbk
PT Bank Maybank Indonesia Tbk	Pefindo	idAAA	135,008	PT Bank Maybank Indonesia Tbk
PT Sarana Multi Infrastruktur (Persero)	Pefindo	idAAA	119,481	PT Sarana Multi Infrastruktur (Persero)
PT Bank Tabungan Pensiunan Nasional Tbk	Pefindo	idAAA	115,146	PT Bank Tabungan Pensiunan Nasional Tbk
PT BCA Finance	Pefindo	idAAA	75,063	PT BCA Finance
PT Bank UOB Indonesia	Pefindo	idAAA	65,980	PT Bank UOB Indonesia
PT Sarana Multigriya Finansial (Persero)	Pefindo	idAA+	23,652	PT Sarana Multigriya Finansial (Persero)
PT Toyota Astra Financial Services	Pefindo	idAA+	19,205	PT Toyota Astra Financial Services
			<u>5,422,613</u>	

**PT BANK CIMB NIAGA Tbk
DAN ENTITAS ANAK/AND SUBSIDIARY**

**CATATAN ATAS LAPORAN KEUANGAN KONSOLIDASIAN
31 DESEMBER 2017, 2016, DAN 2015
SERTA TAHUN-TAHUN YANG BERAKHIR
31 DESEMBER 2017, 2016, DAN 2015**
(Dinyatakan dalam jutaan Rupiah, kecuali dinyatakan lain)

**NOTES TO THE CONSOLIDATED FINANCIAL STATEMENTS
31 DECEMBER 2017, 2016, AND 2015
AND FOR THE YEARS ENDED
31 DECEMBER 2017, 2016, AND 2015**
(Expressed in millions of Rupiah, unless otherwise stated)

53. RISIKO KREDIT (lanjutan)

(vii) Efek-efek (lanjutan)

Tabel berikut menyajikan analisa atas obligasi pada efek-efek berdasarkan lembaga pemeringkat pada tanggal 31 Desember 2017, 2016, dan 2015 (lanjutan):

53. CREDIT RISK (continued)

(vii) Marketable securities (continued)

The table below presents an analysis of bonds in marketable securities by various rating agencies designation at 31 December 2017, 2016, and 2015 (continued):

		2016			
Rupiah (lanjutan)	Lembaga Pemeringkat/ Rating Agencies	Peringkat/ Rating	Nilai wajar/ Fair value	Rupiah (continued)	Trading
Diperdagangkan					
PT Astra Sedaya Finance	Pefindo	idAAA	65,898	PT Astra Sedaya Finance	
PT Federal International Finance	Pefindo	idAAA	60,042	PT Federal International Finance	
Lembaga Pembiayaan Ekspor Indonesia	Pefindo	idAAA	52,548	Lembaga Pembiayaan Ekspor Indonesia	
PT Sarana Multigriya Finansial (Persero)	Pefindo	idAA+	51,159	PT Sarana Multigriya Finansial (Persero)	
PT Adira Dinamika Multi Finance Tbk	Pefindo	idAAA	41,159	PT Adira Dinamika Multi Finance Tbk	
PT Indonesia Infrastructure Finance	Pefindo	idAAA	34,552	PT Indonesia Infrastructure Finance	
PT Toyota Astra Financial Services	Pefindo	idAA+	28,141	PT Toyota Astra Financial Services	
PT Indosat Tbk	Pefindo	idAAA	27,596	PT Indosat Tbk	
PT Bank Rakyat Indonesia (Persero) Tbk	Pefindo	idAAA	24,960	PT Bank Rakyat Indonesia (Persero) Tbk	
PT Perusahaan Listrik Negara (Persero)	Pefindo	idAAA	22,240	PT Perusahaan Listrik Negara (Persero)	
PT Bank Mandiri (Persero) Tbk	Pefindo	idAAA	19,291	PT Bank Mandiri (Persero) Tbk	
PT Bank UOB Indonesia	Pefindo	idAAA	15,028	PT Bank UOB Indonesia	
PT BCA Finance	Pefindo	idAAA	12,974	PT BCA Finance	
PT Mandiri Tunas Finance	Pefindo	idAA+	10,989	PT Mandiri Tunas Finance	
PT Pelabuhan Indonesia (Persero)	Pefindo	idAA	9,903	PT Pelabuhan Indonesia (Persero)	
PT Tower Bersama Infrastructure Tbk	Pefindo	idAA-	6,125	PT Tower Bersama Infrastructure Tbk	
PT Bank OCBC NISP Tbk	Pefindo	idAAA	5,183	PT Bank OCBC NISP Tbk	
PT Jasa Marga (Persero) Tbk	Pefindo	idAA	5,040	PT Jasa Marga (Persero) Tbk	
PT Pegadaian (Persero) Tbk	Pefindo	idAA+	2,042	PT Pegadaian (Persero)	
PT Medco Energi International Tbk	Pefindo	idA+	1,661	PT Medco Energi International Tbk	
PT Indofood Sukses Makmur Tbk	Pefindo	idAA+	1,099	PT Indofood Sukses Makmur Tbk	
PT Wahana Ottomitra Multiartha Tbk	Pefindo	idAA	815	PT Wahana Ottomitra Multiartha Tbk	
PT Indomobil Finance Indonesia	Pefindo	idA	682	PT Indomobil Finance Indonesia	
PT AKR Corporindo Tbk	Pefindo	idAA-	527	PT AKR Corporindo Tbk	
PT Surya Artha Nusantara Finance	Pefindo	idAA-	225	PT Surya Artha Nusantara Finance	
PT Bank Tabungan Pensiunan Nasional Tbk	Pefindo	idAAA	200	PT Bank Tabungan Pensiunan Nasional Tbk	
PT Mandala Multifinance Tbk	Pefindo	idA	25	PT Mandala Multifinance Tbk	
			500,104		
Jumlah Rupiah			6,581,899	Total Rupiah	
Dollar Amerika Serikat				United States Dollar	
Tersedia untuk dijual				Available-for-sale	
PT Perusahaan Listrik Negara (Persero)	Fitch International	BBB-	43,306	PT Perusahaan Listrik Negara (Persero)	
Majapahit Holding BV	Fitch International	BBB-	34,644	Majapahit Holding BV	
PT Pertamina (Persero)	Fitch International	BBB-	33,900	PT Pertamina (Persero)	
PT Perusahaan Gas Negara (Persero) Tbk	Fitch International	BBB-	27,552	PT Perusahaan Gas Negara (Persero) Tbk	
			139,402		
Diperdagangkan				Trading	
PT Perusahaan Listrik Negara (Persero)	Fitch International	BBB-	975	PT Perusahaan Listrik Negara (Persero)	
PT Pertamina (Persero)	Fitch International	BBB-	603	PT Pertamina (Persero)	
			1,578		
Jumlah Dollar Amerika Serikat			140,980	Total United States Dollar	

**PT BANK CIMB NIAGA Tbk
DAN ENTITAS ANAK/AND SUBSIDIARY**

**CATATAN ATAS LAPORAN KEUANGAN KONSOLIDASIAN
31 DESEMBER 2017, 2016, DAN 2015
SERTA TAHUN-TAHUN YANG BERAKHIR
31 DESEMBER 2017, 2016, DAN 2015**
(Dinyatakan dalam jutaan Rupiah, kecuali dinyatakan lain)

**NOTES TO THE CONSOLIDATED FINANCIAL STATEMENTS
31 DECEMBER 2017, 2016, AND 2015
AND FOR THE YEARS ENDED
31 DECEMBER 2017, 2016, AND 2015**
(Expressed in millions of Rupiah, unless otherwise stated)

53. RISIKO KREDIT (lanjutan)

(vii) Efek-efek (lanjutan)

Tabel berikut menyajikan analisa atas obligasi pada efek-efek berdasarkan lembaga pemeringkat pada tanggal 31 Desember 2017, 2016, dan 2015 (lanjutan):

53. CREDIT RISK (continued)

(vii) Marketable securities (continued)

The table below presents an analysis of bonds in marketable securities by various rating agencies designation at 31 December 2017, 2016, and 2015 (continued):

	2015			
	Lembaga Pemeringkat/ Rating Agencies	Peringkat/ Rating	Nilai wajar/ Fair value	
Rupiah				Rupiah
Dimiliki hingga jatuh tempo				Held-to-maturity
PT Lautan Luas Tbk	Pefindo	idA-	207,235	PT Lautan Luas Tbk
PT Telekomunikasi Indonesia (Persero) Tbk	Pefindo	idAAA	192,063	PT Telekomunikasi Indonesia (Persero) Tbk
PT Bank Tabungan Negara (Persero) Tbk	Pefindo	idAA	187,162	PT Bank Tabungan Negara (Persero) Tbk
PT Indosat Tbk	Pefindo	idAAA(sy)	23,732	PT Indosat Tbk
PT Bank Rakyat Indonesia (Persero) Tbk	Pefindo	idAAA	18,870	PT Bank Rakyat Indonesia (Persero) Tbk
PT Perusahaan Listrik Negara (Persero)	Pefindo	idAAA	10,136	PT Perusahaan Listrik Negara (Persero)
			<u>639,198</u>	
Tersedia untuk dijual				Available-for-sale
PT Indosat Tbk	Pefindo	idAAA	1,055,756	PT Indosat Tbk
Lembaga Pembiayaan Ekspor Indonesia	Pefindo	idAAA	758,836	Lembaga Pembiayaan Ekspor Indonesia
PT Bank Tabungan Negara (Persero) Tbk	Pefindo	idAA	395,533	PT Bank Tabungan Negara (Persero) Tbk
PT Adira Dinamika Multi Finance Tbk	Pefindo	idAAA	393,464	PT Adira Dinamika Multi Finance Tbk
PT Bank Maybank Indonesia Tbk	Pefindo	idAAA	379,112	PT Bank Maybank Indonesia Tbk
PT Bank OCBC NISP Tbk	Pefindo	idAAA	375,464	PT Bank OCBC NISP Tbk
PT Perusahaan Listrik Negara (Persero)	Pefindo	idAAA	325,451	PT Perusahaan Listrik Negara (Persero)
PT Federal International Finance	Pefindo	idAAA	311,447	PT Federal International Finance
PT Astra Sedaya Finance	Pefindo	idAAA	272,804	PT Astra Sedaya Finance
PT Jasa Marga (Persero) Tbk	Pefindo	idAA	254,056	PT Jasa Marga (Persero) Tbk
PT Aneka Tambang (Persero) Tbk	Pefindo	idA	252,460	PT Aneka Tambang (Persero) Tbk
PT AKR Corporindo Tbk	Pefindo	idAA-	246,752	PT AKR Corporindo Tbk
PT Telekomunikasi Indonesia (Persero) Tbk	Pefindo	idAAA	221,863	PT Telekomunikasi Indonesia (Persero) Tbk
PT Pegadaian (Persero)	Pefindo	idAA+	163,437	PT Pegadaian (Persero)
PT Bank Rakyat Indonesia (Persero) Tbk	Pefindo	idAAA	157,517	PT Bank Rakyat Indonesia (Persero) Tbk
PT Indofood Sukses Makmur Tbk	Pefindo	idAA+	128,937	PT Indofood Sukses Makmur Tbk
PT Bank Tabungan Pensiunan Nasional Tbk	Pefindo	idAA+	113,122	PT Bank Tabungan Pensiunan Nasional Tbk
PT BCA Finance	Pefindo	idAAA	103,456	PT BCA Finance
PT Sarana Multigriya Finansial (Persero)	Pefindo	idAA+	99,473	PT Sarana Multigriya Finansial (Persero)
PT Bank UOB Indonesia	Pefindo	idAAA	84,153	PT Bank UOB Buana Tbk
PT Toyota Astra Financial Services	Pefindo	idAA+	47,326	PT Toyota Astra Financial Services
			<u>6,140,419</u>	

**PT BANK CIMB NIAGA Tbk
DAN ENTITAS ANAK/AND SUBSIDIARY**

**CATATAN ATAS LAPORAN KEUANGAN KONSOLIDASIAN
31 DESEMBER 2017, 2016, DAN 2015
SERTA TAHUN-TAHUN YANG BERAKHIR
31 DESEMBER 2017, 2016, DAN 2015**
(Dinyatakan dalam jutaan Rupiah, kecuali dinyatakan lain)

**NOTES TO THE CONSOLIDATED FINANCIAL STATEMENTS
31 DECEMBER 2017, 2016, AND 2015
AND FOR THE YEARS ENDED
31 DECEMBER 2017, 2016, AND 2015**
(Expressed in millions of Rupiah, unless otherwise stated)

53. RISIKO KREDIT (lanjutan)

(vii) Efek-efek (lanjutan)

Tabel berikut menyajikan analisa atas obligasi pada efek-efek berdasarkan lembaga pemeringkat pada tanggal 31 Desember 2017, 2016, dan 2015 (lanjutan):

53. CREDIT RISK (continued)

(vii) Marketable securities (continued)

The table below presents an analysis of bonds in marketable securities by various rating agencies designation at 31 December 2017, 2016, and 2015 (continued):

	2015			
	Lembaga Pemeringkat/ Rating Agencies	Peringkat/ Rating	Nilai wajar/ Fair value	
Rupiah (lanjutan)				Rupiah (continued)
Diperdagangkan				Trading
PT Indosat Tbk	Pefindo	idAAA	113,179	PT Indosat Tbk
Lembaga Pembiayaan Ekspor Indonesia	Pefindo	idAAA	100,062	Lembaga Pembiayaan Ekspor Indonesia
PT Adira Dinamika Multi Finance Tbk	Pefindo	idAAA	96,567	PT Adira Dinamika Multi Finance Tbk
PT Bank OCBC NISP Tbk	Pefindo	idAAA	76,083	PT Bank OCBC NISP Tbk
PT Astra Sedaya Finance	Pefindo	idAAA	68,391	PT Astra Sedaya Finance
PT Wahana Ottomitra Multiartha Tbk	Pefindo	idAA	49,975	PT Wahana Ottomitra Multiartha Tbk
PT Sarana Multigriya Finansial (Persero)	Pefindo	idAA+	39,975	PT Sarana Multigriya Finansial (Persero)
PT Jasa Marga (Persero) Tbk	Pefindo	idAA	34,540	PT Jasa Marga (Persero) Tbk
PT Indomobil Finance Indonesia	Pefindo	idA	33,395	PT Indomobil Finance Indonesia
PT Pegadaian (Persero)	Pefindo	idAA+	32,662	PT Pegadaian (Persero)
PT Bank Tabungan Negara (Persero) Tbk	Pefindo	idAA	29,821	PT Bank Tabungan Negara (Persero) Tbk
PT Perusahaan Listrik Negara (Persero)	Pefindo	idAAA	27,755	PT Perusahaan Listrik Negara (Persero)
PT Federal International Finance	Pefindo	idAAA	22,082	PT Federal International Finance
PT Toyota Astra Financial Services	Pefindo	idAA+	20,040	PT Toyota Astra Financial Services
PT Mandiri Tunas finance Tbk	Pefindo	idAA	19,757	PT Mandiri Tunas finance Tbk
PT BCA Finance	Pefindo	idAAA	16,755	PT BCA Finance
PT Bank UOB Indonesia	Pefindo	idAAA	13,831	PT Bank UOB Indonesia
PT Medco Energi International Tbk	Pefindo	idA+	10,655	PT Medco Energi International Tbk
PT Bank Maybank Indonesia Tbk	Pefindo	idAAA	5,968	PT Bank Maybank Indonesia Tbk
PT Indofood Sukses Makmur Tbk	Pefindo	idAA+	4,828	PT Indofood Sukses Makmur Tbk
PT Bank Tabungan Pensiunan Nasional Tbk	Pefindo	idAA+	2,951	PT Bank Tabungan Pensiunan Nasional Tbk
PT Express Transindo Utama Tbk	Pefindo	idA	2,938	PT Express Transindo Utama Tbk
PT Pupuk Indonesia (Persero)	Pefindo	idAAA	1,495	PT Pupuk Indonesia (Persero)
PT Surya Artha Nusantara Finance	Pefindo	idAA-	15	PT Surya Artha Nusantara Finance
			<u>823,720</u>	
Jumlah Rupiah			<u>7,603,337</u>	Total Rupiah
Dollar Amerika Serikat				United States Dollar
Diperdagangkan				Trading
PT Pertamina (Persero)	Fitch International	BBB-	1,029	PT Pertamina (Persero)
PT Perusahaan Listrik Negara (Persero)	Pefindo	idAAA	65	PT Perusahaan Listrik Negara (Persero)
			<u>1,094</u>	
Jumlah Dollar Amerika Serikat			<u>1,094</u>	Total United States Dollar

**PT BANK CIMB NIAGA Tbk
DAN ENTITAS ANAK/AND SUBSIDIARY**

**CATATAN ATAS LAPORAN KEUANGAN KONSOLIDASIAN
31 DESEMBER 2017, 2016, DAN 2015
SERTA TAHUN-TAHUN YANG BERAKHIR
31 DESEMBER 2017, 2016, DAN 2015**
(Dinyatakan dalam jutaan Rupiah, kecuali dinyatakan lain)

**NOTES TO THE CONSOLIDATED FINANCIAL STATEMENTS
31 DECEMBER 2017, 2016, AND 2015
AND FOR THE YEARS ENDED
31 DECEMBER 2017, 2016, AND 2015**
(Expressed in millions of Rupiah, unless otherwise stated)

54. RISIKO TINGKAT SUKU BUNGA

Risiko tingkat suku bunga terjadi dari bermacam-macam layanan perbankan kepada nasabah meliputi penghimpunan dana (antara lain giro, tabungan, dan deposito), penempatan dana (antara lain kredit yang diberikan), komitmen dan kontinjensi, serta instrumen lain yang mengandung suku bunga.

Asset Liability Committee (ALCO) Bank CIMB Niaga yang beranggotakan Direksi dan beberapa anggota manajemen senior, bertanggung jawab dalam menetapkan kebijakan dan strategi pengelolaan risiko tingkat suku bunga di *banking book* serta mengawasi penerapan dan pelaksanaannya. Tujuan utama *ALCO* adalah mengoptimalkan hasil usaha Bank CIMB Niaga dengan tetap memperhatikan batasan-batasan risiko yang ditetapkan.

Selain itu, risiko tingkat bunga dapat pula terjadi dari produk-produk treasuri seperti surat berharga dan transaksi-transaksi derivatif yang terdapat pada portofolio *trading book*. Selain menggunakan pendekatan faktor sensitivitas (DV01), pengukuran risiko tingkat suku bunga pada *trading book* juga telah dilakukan dengan menggunakan metode pengukuran risiko pasar yang lebih *risk sensitive* yaitu *VaR (Value at Risk)*.

Market Risk Committee (MRC) secara berkala mengkaji ulang tingkat risiko pada portofolio treasuri dan menetapkan kebijakan, batasan-batasan perdagangan yang dapat diterima serta strategi manajemen risiko tingkat bunga pada *trading book* berdasarkan prinsip kehati-hatian.

54. INTEREST RATE RISK

Interest rate risk arises from various banking products provided to customers including deposit taking (demand deposits, saving deposits, and time deposits), lending (loans), commitments and contingencies, and other earning instruments.

Bank CIMB Niaga's Asset Liability Committee (ALCO), which consists of the Directors and selected members of senior management, is responsible for determining interest rate risk management policies and strategies in banking book and monitoring its implementation and execution. The main objective of ALCO is to optimise Bank CIMB Niaga's return within predetermined risk limits.

In addition, interest rate risk could also arise from treasury products like marketable securities and derivative transactions included in trading book portfolio. Besides using sensitivity factor approach (DV01), the measurement of interest rate risk in trading book, has also using more sensitive measurement method on market risk, that is VaR (Value at Risk).

The Market Risk Committee (MRC) continuously do test for risk in treasury portfolio and determined the policy, trading limits that can be accepted and interest rate risk management strategy on trading book based on prudence principle.

	2017		2016		2015		
	Rupiah (%)	Mata uang asing/ Foreign currencies (%)	Rupiah (%)	Mata uang asing/ Foreign currencies (%)	Rupiah (%)	Mata uang asing/ Foreign currencies (%)	
ASET							ASSETS
Penempatan pada bank lain dan Bank Indonesia	4.02	1.14	5.10	0.55	5.48	0.16	Placements with other banks and Bank Indonesia
Efek-efek	7.18	0.64	8.52	0.11	8.65	0.16	Marketable securities
Obligasi Pemerintah tingkat bunga tetap	6.65	4.24	6.64	3.22	6.70	3.87	Government bonds Fixed interest rate
Kredit yang diberikan	10.86	4.43	11.72	4.58	12.60	4.64	Loans
LIABILITAS							LIABILITIES
Simpanan nasabah							Deposits from customers
Giro	2.84	0.54	2.95	0.47	3.05	0.87	Demand deposits
Tabungan	2.91	0.23	3.18	0.25	3.46	0.46	Saving deposits
Deposito	6.19	1.20	7.27	0.98	8.69	1.59	Time deposits
Simpanan dari bank lain	3.23	0.39	3.26	0.51	2.54	1.04	Deposits from other banks
Efek-efek yang diterbitkan	8.56	-	8.74	-	8.71	-	Marketable securities issued
Pinjaman yang diterima	0.28	2.56	-	2.22	8.67	2.17	Borrowings
Pinjaman subordinasi	10.96	-	10.97	-	10.88	-	Subordinated loans

**PT BANK CIMB NIAGA Tbk
DAN ENTITAS ANAK/AND SUBSIDIARY**

**CATATAN ATAS LAPORAN KEUANGAN KONSOLIDASIAN
31 DESEMBER 2017, 2016, DAN 2015
SERTA TAHUN-TAHUN YANG BERAKHIR
31 DESEMBER 2017, 2016, DAN 2015**
(Dinyatakan dalam jutaan Rupiah, kecuali dinyatakan lain)

**NOTES TO THE CONSOLIDATED FINANCIAL STATEMENTS
31 DECEMBER 2017, 2016, AND 2015
AND FOR THE YEARS ENDED
31 DECEMBER 2017, 2016, AND 2015**
(Expressed in millions of Rupiah, unless otherwise stated)

54. RISIKO TINGKAT SUKU BUNGA (lanjutan)

- a. Eksposur Bank CIMB Niaga dan Entitas Anak terhadap risiko tingkat suku bunga

Tabel di bawah ini mengikhtisarkan aset dan liabilitas keuangan berbunga Bank dan Entitas Anak pada nilai tercatat, yang dikategorikan menurut mana yang terlebih dahulu antara tanggal repricing secara kontraktual (*contractual repricing*) atau tanggal jatuh tempo:

54. INTEREST RATE RISK (continued)

- a. Bank CIMB Niaga and Subsidiary's exposure to interest rate risk

The following table summarises the Bank and Subsidiary's interest earning financial assets and interest bearing financial liabilities at carrying amounts which are categorised by the earlier of contractual repricing date or maturity dates:

	2017										
	Bunga mengambang/Floating rate					Bunga tetap/Fixed rate					
	1 bulan atau kurang/ 1 month or Less	1 bulan tapi tidak lebih dari 3 bulan/ Over 1 month to 3 months	3 bulan tapi tidak lebih dari 1 tahun/ Over 3 months to 1 year	Lebih dari 1 tahun/ Over 1 year	1 bulan atau kurang/ 1 month or Less	1 bulan tapi tidak lebih dari 3 bulan/ Over 1 month to 3 months	3 bulan tapi tidak lebih dari 1 tahun/ Over 3 months to 1 year	1 tahun tapi tidak lebih dari 2 tahun/ Over 1 year to 2 years	Lebih dari 2 tahun/ Over 2 years	Jumlah/ Total	
ASET											ASSETS
Giro pada Bank Indonesia	11,522,696	-	-	-	-	-	-	-	-	11,522,696	Current accounts with Bank Indonesia
Giro pada bank lain	3,574,267	-	-	-	-	-	-	-	-	3,574,267	Current accounts with other banks
Penempatan pada bank lain dan Bank Indonesia	-	-	-	-	13,323,713	-	-	-	-	13,323,713	Placement with other banks and Bank Indonesia
Efek-efek Obligasi Pemerintah	-	-	-	-	227,584	2,545,146	4,605,953	1,226,005	4,875,922	13,480,610	Marketable securities Government Bonds
Efek-efek yang dibeli dengan janji dijual kembali	-	-	-	-	751,539	1,929,329	3,710,086	7,000,732	11,579,800	24,971,486	Securities purchased under resale agreements
Kredit yang diberikan	-	116,266,028	-	-	1,767,743	311,126	10,454,803	10,364,942	42,241,080	181,406,722	Loans
Jumlah aset keuangan	15,096,963	116,266,028	-	-	16,070,579	4,785,601	18,770,842	18,591,679	58,696,802	248,278,494	Total financial assets
LIABILITAS											LIABILITIES
Simpanan nasabah											Deposits from customers
Giro	-	49,281,023	-	-	-	-	-	-	-	49,281,023	Demand deposits
Tabungan	50,214,272	-	-	-	-	-	-	-	-	50,214,272	Saving deposits
Deposito	-	-	-	-	52,443,564	17,775,900	11,630,111	7,969,538	2,788	89,621,901	Time deposits
Simpanan dari bank lain	-	-	-	-	-	-	-	-	-	-	Deposits from other banks
Giro dan tabungan	-	1,987,651	-	-	-	-	-	-	-	1,987,651	Demand and saving deposits
Interbank call money and deposito berjangka	-	-	-	-	3,630,324	380,980	228,900	564,266	92,214	4,896,684	Inter-bank call money and time deposits
Efek-efek yang dijual dengan janji dibeli kembali	9,378,703	-	-	-	-	-	-	-	-	9,378,703	Securities sold under repurchase agreement
Efek-efek yang diterbitkan	-	-	-	-	-	-	2,148,373	383,567	2,871,673	5,403,613	Marketable securities issued
Pinjaman yang diterima	680,055	542,689	460,000	153,861	2,043,443	829,158	103,517	974,931	22,069	5,805,723	Borrowings
Pinjaman subordinasi	-	-	-	-	-	-	-	-	1,596,772	1,596,772	Subordinated loans
Jumlah liabilitas keuangan	60,273,030	51,811,363	460,000	153,861	58,117,331	18,986,038	14,110,901	9,892,302	4,586,516	218,390,342	Total financial liabilities
Sub Jumlah	(45,176,067)	64,454,665	(460,000)	(153,861)	(42,046,752)	(14,200,437)	4,659,941	8,699,377	54,111,286	29,888,152	Sub Total
Tagihan derivatif	36,789,859	-	-	-	-	-	-	-	-	36,789,859	Derivative receivables
Liabilitas derivatif	30,416,920	-	-	-	-	-	-	-	-	30,416,920	Derivative payables
Jumlah gap repricing suku bunga	(38,803,128)	64,454,665	(460,000)	(153,861)	(42,046,752)	(14,200,437)	4,659,941	8,699,377	54,111,286	36,261,091	Total interest repricing gap
2016											
Bunga mengambang/Floating rate					Bunga tetap/Fixed rate						
1 bulan atau kurang/ 1 month or Less	1 bulan tapi tidak lebih dari 3 bulan/ Over 1 month to 3 months	3 bulan tapi tidak lebih dari 1 tahun/ Over 3 months to 1 year	Lebih dari 1 tahun/ Over 1 year	1 bulan atau kurang/ 1 month or Less	1 bulan tapi tidak lebih dari 3 bulan/ Over 1 month to 3 months	3 bulan tapi tidak lebih dari 1 tahun/ Over 3 months to 1 year	1 tahun tapi tidak lebih dari 2 tahun/ Over 1 year to 2 years	Lebih dari 2 tahun/ Over 2 years	Jumlah/ Total		
ASET											ASSETS
Giro pada Bank Indonesia	13,345,736	-	-	-	-	-	-	-	-	13,345,736	Current accounts with Bank Indonesia
Giro pada bank lain	1,624,152	-	-	-	-	-	-	-	-	1,624,152	Current accounts with other banks
Penempatan pada bank lain dan Bank Indonesia	-	-	-	-	3,444,423	991,810	-	-	-	4,436,233	Placement with other banks and Bank Indonesia
Efek-efek Obligasi Pemerintah	-	-	-	-	274,149	906,856	3,128,330	2,021,992	3,048,813	9,380,140	Marketable securities Government Bonds
Efek-efek yang dibeli dengan janji dijual kembali	-	-	-	-	542,956	-	-	-	-	542,956	Securities purchased under resale agreements
Kredit yang diberikan	-	117,771,112	-	-	12,769,115	2,030,785	4,925,987	2,530,295	33,551,397	173,987,691	Loans
Jumlah aset keuangan	14,969,888	117,771,112	-	-	17,268,430	4,698,836	12,306,582	6,979,297	47,106,896	221,101,040	Total financial assets
LIABILITAS											LIABILITIES
Simpanan nasabah											Deposits from customers
Giro	-	44,597,980	-	-	-	-	-	-	-	44,597,980	Demand deposits
Tabungan	47,210,624	-	-	-	-	-	-	-	-	47,210,624	Saving deposits
Deposito	-	-	-	-	48,501,382	22,132,115	10,330,568	7,798,423	42	88,762,530	Time deposits
Simpanan dari bank lain	-	-	-	-	-	-	-	-	-	-	Deposits from other banks
Giro dan tabungan	-	1,863,474	-	-	-	-	-	-	-	1,863,474	Demand and saving deposits
Interbank call money and deposito berjangka	-	-	-	-	1,425,667	20,429	1,104,453	32,957	110,493	2,693,999	Inter-bank call money and time deposits
Efek-efek yang dijual dengan janji dibeli kembali	169,634	-	-	-	-	-	-	-	-	169,634	Securities sold under repurchase agreement
Efek-efek yang diterbitkan	-	-	-	-	-	-	1,827,162	847,824	562,718	3,237,704	Marketable securities issued
Pinjaman yang diterima	116,733	898,156	-	253,501	550,809	13,775	525,054	961,465	2,116,580	5,436,073	Borrowings
Pinjaman subordinasi	-	-	-	-	-	-	1,383,664	1,595,902	2,979,566	2,979,566	Subordinated loans
Jumlah liabilitas keuangan	47,496,991	47,359,610	-	253,501	50,477,858	22,166,319	15,170,901	9,640,669	4,385,735	196,951,584	Total financial liabilities
Sub Jumlah	(32,527,103)	70,411,502	-	(253,501)	(33,209,428)	(17,467,483)	(2,864,319)	(2,661,372)	42,721,160	24,149,456	Sub Total
Tagihan derivatif	28,467,340	-	-	-	-	-	-	-	-	28,467,340	Derivative receivables
Liabilitas derivatif	13,650,051	-	-	-	-	-	-	-	-	13,650,051	Derivative payables
Jumlah gap repricing suku bunga	(17,709,814)	70,411,502	-	(253,501)	(33,209,428)	(17,467,483)	(2,864,319)	(2,661,372)	42,721,160	38,966,745	Total interest repricing gap

**PT BANK CIMB NIAGA Tbk
DAN ENTITAS ANAK/AND SUBSIDIARY**

**CATATAN ATAS LAPORAN KEUANGAN KONSOLIDASIAN
31 DESEMBER 2017, 2016, DAN 2015
SERTA TAHUN-TAHUN YANG BERAKHIR
31 DESEMBER 2017, 2016, DAN 2015**
(Dinyatakan dalam jutaan Rupiah, kecuali dinyatakan lain)

**NOTES TO THE CONSOLIDATED FINANCIAL STATEMENTS
31 DECEMBER 2017, 2016, AND 2015
AND FOR THE YEARS ENDED
31 DECEMBER 2017, 2016, AND 2015**
(Expressed in millions of Rupiah, unless otherwise stated)

54. RISIKO TINGKAT SUKU BUNGA (lanjutan)

- a. Eksposur Bank CIMB Niaga dan Entitas Anak terhadap risiko tingkat suku bunga

Tabel di bawah ini mengikhtisarkan aset dan liabilitas keuangan berbunga Bank dan Entitas Anak pada nilai tercatat, yang dikategorikan menurut mana yang terlebih dahulu antara tanggal repricing secara kontraktual (*contractual repricing*) atau tanggal jatuh tempo:

	2015					2015					Jumlah/ Total	
	Bunga mengambang/ <i>Floating rate</i>					Bunga tetap/ <i>Fixed rate</i>						
	Lebih dari 1 bulan atau kurang/ 1 month or Less	Lebih dari 3 bulan tapi tidak lebih dari 3 bulan/ Over 1 month to 3 months	Lebih dari 3 bulan tapi tidak lebih dari 1 tahun/ Over 3 months to 1 year	Lebih dari 1 tahun/ Over 1 year	Lebih dari 1 bulan atau kurang/ 1 month or Less	Lebih dari 3 bulan tapi tidak lebih dari 3 bulan/ Over 1 month to 3 months	Lebih dari 3 bulan tapi tidak lebih dari 1 tahun/ Over 3 months to 1 year	Lebih dari 1 tahun tapi tidak lebih dari 2 tahun/ Over 1 year to 2 years	Lebih dari 2 tahun/ Over 2 years	Lebih dari 2 tahun/ Over 2 years		
ASET												ASSETS
Giro pada Bank Indonesia	14,605,403	-	-	-	-	-	-	-	-	-	14,605,403	Current accounts with Bank Indonesia
Giro pada bank lain	2,348,027	-	-	-	-	-	-	-	-	-	2,348,027	Current accounts with other banks
Penempatan pada bank lain dan Bank Indonesia	-	-	-	-	5,898,585	-	-	-	-	-	5,898,585	Placement with other banks and Bank Indonesia
Efek-efek Obligasi Pemerintah	-	-	-	-	499,222	847,230	2,243,015	1,465,134	4,804,543	9,859,144	9,859,144	Marketable securities Government Bonds
Efek-efek yang dibeli dengan janji dijual kembali	-	-	-	-	680,381	354,933	3,677,533	504,178	10,832,868	16,049,893	16,049,893	Securities purchased under resale agreements
Kredit yang diberikan	-	149,832,067	-	-	174,552	-	-	-	174,552	174,552	174,552	Loans
Jumlah aset keuangan	16,953,430	149,832,067	-	-	4,321,247	1,460,254	6,363,056	3,192,609	30,273,179	219,668,582	219,668,582	Total financial assets
LIABILITAS												LIABILITIES
Simpunan nasabah												Deposits from customers
Giro	-	40,443,603	-	-	-	-	-	-	-	-	40,443,603	Demand deposits
Tabungan	43,123,113	-	-	-	-	-	-	-	-	-	43,123,113	Saving deposits
Deposito	-	-	-	-	55,826,398	22,795,965	10,106,086	808,301	5,429,611	94,966,361	94,966,361	Time deposits
Simpunan dari bank lain												Deposits from other banks
Giro dan tabungan interbank call money and deposito berjangka	-	2,300,760	-	-	-	-	-	-	-	-	2,300,760	Demand and saving deposits Inter-bank call money and time deposits
Efek-efek yang dijual dengan janji dibeli kembali	1,996,167	-	-	-	2,292,837	64,398	773,899	221,127	1,389	3,353,650	3,353,650	Securities sold under repurchase agreement
Efek-efek yang diterbitkan	-	-	-	-	-	199,975	2,032,821	1,397,298	846,827	4,476,921	4,476,921	Marketable securities issued
Pinjaman yang diterima	352,786	1,509,590	25,000	839,296	298,690	116,464	637,545	1,391,944	1,553,315	6,684,630	6,684,630	Borrowings
Pinjaman subordinasi	-	-	-	-	-	-	-	-	1,374,652	1,595,122	2,969,774	Subordinated loans
Jumlah liabilitas keuangan	45,472,066	44,253,953	25,000	839,296	58,377,925	23,176,802	13,550,351	5,193,322	9,426,264	200,314,979	200,314,979	Total financial liabilities
Sub Jumlah	(28,518,636)	105,578,114	(25,000)	(839,296)	(46,803,938)	(21,716,548)	(7,167,295)	(2,000,713)	20,846,915	19,353,603	19,353,603	Sub Total
Tagihan derivatif	19,054,091	-	-	-	-	-	-	1,000,000	-	20,054,091	20,054,091	Derivative receivables
Liabilitas derivatif	8,789,536	-	-	-	-	-	-	-	-	8,789,536	8,789,536	Derivative payables
Jumlah gap repricing suku bunga	(18,254,081)	105,578,114	(25,000)	(839,296)	(46,803,938)	(21,716,548)	(7,167,295)	(1,000,713)	20,846,915	30,618,158	30,618,158	Total interest repricing gap

- b. Sensitivitas terhadap laba bersih

Tabel di bawah ini mengikhtisarkan sensitivitas laba bersih konsolidasian Bank CIMB Niaga dan Entitas Anak pada tanggal 31 Desember 2017, 2016, dan 2015 atas perubahan tingkat suku bunga yaitu:

- b. Sensitivity to net income

The table below shows the sensitivity of Bank CIMB Niaga and Subsidiary's consolidated net income to movement of interest rates as at 31 December 2017, 2016, and 2015 :

	2017		
	Peningkatan/ Increased by 100bps	Penurunan/ Decreased by 100bps	
Pengaruh terhadap laba bersih	271,414	(271,414)	Impact to net income
	2016		
	Peningkatan/ Increased by 100bps	Penurunan/ Decreased by 100bps	
Pengaruh terhadap laba bersih	436,379	(436,379)	Impact to net income

**PT BANK CIMB NIAGA Tbk
DAN ENTITAS ANAK/AND SUBSIDIARY**

**CATATAN ATAS LAPORAN KEUANGAN KONSOLIDASIAN
31 DESEMBER 2017, 2016, DAN 2015
SERTA TAHUN-TAHUN YANG BERAKHIR
31 DESEMBER 2017, 2016, DAN 2015**
(Dinyatakan dalam jutaan Rupiah, kecuali dinyatakan lain)

**NOTES TO THE CONSOLIDATED FINANCIAL STATEMENTS
31 DECEMBER 2017, 2016, AND 2015
AND FOR THE YEARS ENDED
31 DECEMBER 2017, 2016, AND 2015**
(Expressed in millions of Rupiah, unless otherwise stated)

54. RISIKO TINGKAT SUKU BUNGA (lanjutan)

54. INTEREST RATE RISK (continued)

b. Sensitivitas terhadap laba bersih (lanjutan)

b. Sensitivity to net income (continued)

Tabel di bawah ini mengikhtisarkan sensitivitas laba bersih Bank CIMB Niaga dan Entitas Anak pada tanggal 31 Desember 2017, 2016, dan 2015 atas perubahan tingkat suku bunga yaitu:

The table below shows the sensitivity of Bank CIMB Niaga and Subsidiary's net income to movement of interest rates as at 31 December 2017, 2016, and 2015:

	2015		
	Peningkatan/ Increased by 100bps	Penurunan/ Decreased by 100bps	
Pengaruh terhadap laba bersih	781,991	(781,991)	<i>Impact to net income</i>

c. Sensitivitas keuntungan/(kerugian) yang belum direalisasi atas efek-efek dalam kelompok tersedia untuk dijual.

c. Sensitivity to unrealised gains/(losses) on available-for-sale marketable securities.

Tabel di bawah ini mengikhtisarkan sensitivitas keuntungan/(kerugian) yang belum direalisasi atas efek-efek dalam kelompok tersedia untuk dijual Bank CIMB Niaga dan Entitas Anak pada tanggal 31 Desember 2017, 2016, dan 2015 atas perubahan tingkat suku bunga yaitu:

The table below shows the sensitivity of Bank CIMB Niaga and Subsidiary's unrealised gains/(losses) on available-for-sale marketable securities to movement of interest rates as at 31 December 2017, 2016, and 2015:

	2017		
	Peningkatan/ Increased by 100bps	Penurunan/ Decreased by 100bps	
Pengaruh terhadap keuntungan/(kerugian) yang belum direalisasi atas efek-efek dalam kelompok tersedia untuk dijual	(343,123)	343,123	<i>Impact to unrealised gains/(losses) on available-for-sale marketable securities</i>

	2016		
	Peningkatan/ Increased by 100bps	Penurunan/ Decreased by 100bps	
Pengaruh terhadap keuntungan/(kerugian) yang belum direalisasi atas efek-efek dalam kelompok tersedia untuk dijual	(271,352)	271,352	<i>Impact to unrealised gains/(losses) on available-for-sale marketable securities</i>

	2015		
	Peningkatan/ Increased by 100bps	Penurunan/ Decreased by 100bps	
Pengaruh terhadap keuntungan/(kerugian) yang belum direalisasi atas efek-efek dalam kelompok tersedia untuk dijual	(456,690)	456,690	<i>Impact to unrealised gains/(losses) on available-for-sale marketable securities</i>

**PT BANK CIMB NIAGA Tbk
DAN ENTITAS ANAK/AND SUBSIDIARY**

**CATATAN ATAS LAPORAN KEUANGAN KONSOLIDASIAN
31 DESEMBER 2017, 2016, DAN 2015
SERTA TAHUN-TAHUN YANG BERAKHIR
31 DESEMBER 2017, 2016, DAN 2015**
(Dinyatakan dalam jutaan Rupiah, kecuali dinyatakan lain)

54. RISIKO TINGKAT SUKU BUNGA (lanjutan)

- c. Sensitivitas keuntungan/(kerugian) yang belum direalisasi atas efek-efek dalam kelompok tersedia untuk dijual (lanjutan)

Proyeksi di atas mengasumsikan bahwa seluruh variabel lainnya adalah konstan dan berdasarkan tanggal pelaporan yang konstan, serta seluruh posisi hingga jatuh tempo.

Sensitivitas atas laba bersih dan keuntungan/(kerugian) yang belum direalisasi atas efek-efek dalam kelompok tersedia untuk dijual, tidak memperhitungkan efek dari lindung nilai dan tindakan-tindakan Bank CIMB Niaga untuk mengurangi risiko atas tingkat suku bunga. Dalam kenyataannya, Bank CIMB Niaga secara proaktif melakukan mitigasi atas efek prospektif pergerakan tingkat suku bunga.

55. RISIKO MATA UANG

Risiko mata uang asing timbul dari adanya posisi laporan keuangan dan komitmen dan kontinjensi (*off-balance sheet*) baik di sisi aset maupun liabilitas. Posisi mata uang asing Bank CIMB Niaga dapat dikelompokkan dalam dua aktivitas yaitu: *trading book*, yang dilakukan dalam rangka perolehan keuntungan transaksi mata uang asing, dan *banking book*, yang dilakukan dalam rangka mengendalikan Posisi Devisa Neto Bank CIMB Niaga secara keseluruhan.

Maksimum Posisi Devisa Neto yang harus dijaga oleh bank-bank di Indonesia adalah 20% dari modal. Sehubungan dengan hal ini, Bank CIMB Niaga memiliki kebijakan internal untuk mengelola Posisi Devisa Netonya. Selain menggunakan pendekatan nominal (Posisi Devisa Neto), pengukuran terhadap eksposur risiko mata uang dilakukan juga dengan menggunakan metode pengukuran risiko pasar yang lebih *risk sensitive*, yaitu menggunakan "Value at Risk" (VaR). Sebagai bagian dari *Market Risk Management Process*, secara harian limit risiko pasar pada *trading book* dipantau dan dilaporkan kepada manajemen.

**NOTES TO THE CONSOLIDATED FINANCIAL STATEMENTS
31 DECEMBER 2017, 2016, AND 2015
AND FOR THE YEARS ENDED
31 DECEMBER 2017, 2016, AND 2015**
(Expressed in millions of Rupiah, unless otherwise stated)

54. INTEREST RATE RISK (continued)

- c. *Sensitivity to unrealised gains/(losses) on available-for-sale marketable securities (continued)*

The projection assumes that all other variables are held constant and based on constant reporting date position, and that all positions until maturity.

The sensitivities of net income and unrealised gains/(losses) on available-for-sale marketable securities do not take into account the effects of hedging and Bank CIMB Niaga's actions to reduce interest rate risks. In practice, Bank CIMB Niaga proactively seeks to mitigate the effect of prospective interest movements.

55. CURRENCY RISK

Foreign currency risks arise from statement of financial position and commitments and contingencies (off-balance sheet) both on the assets and liabilities. Bank CIMB Niaga's foreign currency position is divided into two activities: the trading book, which is managed to generate foreign exchange gains, and the banking book, which is managed to control Bank CIMB Niaga's overall Net Open Position.

The maximum Net Open Position to be maintained by Indonesian banks is 20% of capital. In relation to this, Bank CIMB Niaga has internal policies to manage its Net Open Position. In addition to nominal approach (Net Open Position), the market risk measurement on currency risk exposure also use more sensitive measurement method, that is "Value at Risk" (VaR). As part of Market Risk Management Process, market risk limits on trading book are monitored and reported to management on daily basis.

**PT BANK CIMB NIAGA Tbk
DAN ENTITAS ANAK/AND SUBSIDIARY**

**CATATAN ATAS LAPORAN KEUANGAN KONSOLIDASIAN
31 DESEMBER 2017, 2016, DAN 2015
SERTA TAHUN-TAHUN YANG BERAKHIR
31 DESEMBER 2017, 2016, DAN 2015**
(Dinyatakan dalam jutaan Rupiah, kecuali dinyatakan lain)

**NOTES TO THE CONSOLIDATED FINANCIAL STATEMENTS
31 DECEMBER 2017, 2016, AND 2015
AND FOR THE YEARS ENDED
31 DECEMBER 2017, 2016, AND 2015**
(Expressed in millions of Rupiah, unless otherwise stated)

55. RISIKO MATA UANG (lanjutan)

a. Posisi Devisa Neto

Berikut adalah Posisi Devisa Neto Bank CIMB Niaga dan Entitas Anak, dalam nilai absolut pada tanggal 31 Desember 2017, 2016, dan 2015 dalam mata uang (ekuivalen Rupiah). Nilai ini adalah yang dilaporkan kepada Bank Indonesia pada tanggal laporan posisi keuangan sebagai bagian dari laporan harian.

55. CURRENCY RISK (continued)

a. Net Open Position

Below is the Net Open Position of Bank CIMB Niaga and Subsidiary, in absolute amounts, as at 31 December 2017, 2016, and 2015 in currency (Rupiah equivalent). These amounts are reported to Bank Indonesia on the statement of financial position's date as part of daily reporting.

	2017			
	Aset dan (liabilitas)/ Assets and (liabilities)	(Komitmen) dan kontinjensi/ (Commitments) and contingents	Jumlah absolut/ Absolute amount	
Dolar Amerika Serikat	(1,217,922)	1,313,518	95,596	United States Dollar
Euro	21,573	7,617	29,190	Euro
Dolar Hong Kong	17,581	-	17,581	Hong Kong Dollar
Yen Jepang	8,848	11,603	20,451	Japanese Yen
Dolar Selandia Baru	6,202	(1,007)	5,195	New Zealand Dollar
Ringgit Malaysia	(3,562)	-	3,562	Malaysian Ringgit
Dolar Singapura	34,749	(48,418)	13,669	Singapore Dollar
Dolar Australia	(455,240)	432,268	22,972	Australian Dollar
Dolar Kanada	3,117	-	3,117	Canadian Dollar
Pound Sterling	(30,848)	6,414	24,434	Pound Sterling
Lainnya	42,289	16,715	59,004	Others
			294,772	

	2016			
	Aset dan (liabilitas)/ Assets and (liabilities)	(Komitmen) dan kontinjensi/ (Commitments) and contingents	Jumlah absolut/ Absolute amount	
Dolar Amerika Serikat	(254,276)	(155,363)	409,639	United States Dollar
Euro	(329,421)	351,194	21,773	Euro
Dolar Hong Kong	21,829	-	21,829	Hong Kong Dollar
Yen Jepang	1,340	3,452	4,792	Japanese Yen
Dolar Selandia Baru	8,966	936	9,902	New Zealand Dollar
Ringgit Malaysia	(11,079)	-	11,079	Malaysian Ringgit
Dolar Singapura	43,784	(48,174)	4,390	Singapore Dollar
Dolar Australia	(255,807)	250,089	5,718	Australian Dollar
Dolar Kanada	1,938	-	1,938	Canadian Dollar
Pound Sterling	(22,619)	4,477	18,142	Pound Sterling
Lainnya	51,263	1,398	52,661	Others
			561,863	

**PT BANK CIMB NIAGA Tbk
DAN ENTITAS ANAK/AND SUBSIDIARY**

**CATATAN ATAS LAPORAN KEUANGAN KONSOLIDASIAN
31 DESEMBER 2017, 2016, DAN 2015
SERTA TAHUN-TAHUN YANG BERAKHIR
31 DESEMBER 2017, 2016, DAN 2015**
(Dinyatakan dalam jutaan Rupiah, kecuali dinyatakan lain)

**NOTES TO THE CONSOLIDATED FINANCIAL STATEMENTS
31 DECEMBER 2017, 2016, AND 2015
AND FOR THE YEARS ENDED
31 DECEMBER 2017, 2016, AND 2015**
(Expressed in millions of Rupiah, unless otherwise stated)

55. RISIKO MATA UANG (lanjutan)

a. Posisi Devisa Neto (lanjutan)

Berikut adalah Posisi Devisa Neto Bank CIMB Niaga dan Entitas Anak, dalam nilai absolut pada tanggal 31 Desember 2017, 2016, dan 2015 dalam mata uang (ekuivalen Rupiah). Nilai ini adalah yang dilaporkan kepada Bank Indonesia pada tanggal laporan posisi keuangan sebagai bagian dari laporan harian. (lanjutan)

55. CURRENCY RISK (continued)

a. Net Open Position (continued)

Below is the Net Open Position of Bank CIMB Niaga and Subsidiary, in absolute amounts, as at 31 December 2017, 2016, and 2015 in currency (Rupiah equivalent). These amounts are reported to Bank Indonesia on the statement of financial position's date as part of daily reporting. (continued)

	2015			
	Aset dan (liabilitas)/ <i>Assets and (liabilities)</i>	(Komitmen) dan kontinjensi/ <i>(Commitments) and contingents</i>	Jumlah absolut/ <i>Absolute amount</i>	
Dolar Amerika Serikat	1,397,104	(1,498,156)	101,052	<i>United States Dollar</i>
Euro	92,434	(26,998)	65,436	<i>Euro</i>
Dolar Hong Kong	18,351	-	18,351	<i>Hong Kong Dollar</i>
Yen Jepang	(8,747)	6,444	2,303	<i>Japanese Yen</i>
Dolar Selandia Baru	9,162	-	9,162	<i>New Zealand Dollar</i>
Ringgit Malaysia	11,017	-	11,017	<i>Malaysian Ringgit</i>
Dolar Singapura	666	(63,251)	62,585	<i>Singapore Dollar</i>
Dolar Australia	160,872	(172,751)	11,879	<i>Australian Dollar</i>
Dolar Kanada	(682)	-	682	<i>Canadian Dollar</i>
Pound Sterling	(18,478)	(189)	18,667	<i>Pound Sterling</i>
Lainnya	60,034	-	60,034	<i>Others</i>
			361,168	

Sesuai dengan PBI No. 5/13/PBI/2003 tanggal 17 Juli 2003 sebagaimana telah diubah terakhir dengan PBI No. 17/5/PBI/2015 tanggal 29 Mei 2015, keseluruhan Posisi Devisa Neto Bank CIMB Niaga dan Posisi Devisa Neto *on balance sheet* terhadap modal di akhir hari kerja pada tanggal 31 Desember 2017 masing-masing adalah 0,80% dan 5,10% (2016: 1,66% dan 2,19%; 2015: 1,19% dan 5,69%).

In accordance with PBI No. 5/13/PBI/2003 dated 17 July 2003 and the latest amendment with PBI No. 17/5/PBI/2015 dated 29 May 2015, the overall Net Open Position of Bank CIMB Niaga and on balance sheet Net Open Position as at the closing of business day against capital as at 31 December 2017 were 0.80% and 5.10%, respectively (2016: 1.66% and 2.19%; 2015: 1.19% and 5.69%).

**PT BANK CIMB NIAGA Tbk
DAN ENTITAS ANAK/AND SUBSIDIARY**

**CATATAN ATAS LAPORAN KEUANGAN KONSOLIDASIAN
31 DESEMBER 2017, 2016, DAN 2015
SERTA TAHUN-TAHUN YANG BERAKHIR
31 DESEMBER 2017, 2016, DAN 2015**
(Dinyatakan dalam jutaan Rupiah, kecuali dinyatakan lain)

**NOTES TO THE CONSOLIDATED FINANCIAL STATEMENTS
31 DECEMBER 2017, 2016, AND 2015
AND FOR THE YEARS ENDED
31 DECEMBER 2017, 2016, AND 2015**
(Expressed in millions of Rupiah, unless otherwise stated)

55. RISIKO MATA UANG (lanjutan)

- b. Eksposur Bank CIMB Niaga dan Entitas Anak atas risiko nilai tukar mata uang asing

Tabel dibawah ini mengikhtisarkan eksposur Bank CIMB Niaga dan Entitas Anak atas risiko nilai tukar mata uang asing pada tanggal 31 Desember 2017, 2016, dan 2015. Termasuk di dalamnya adalah instrumen keuangan Bank CIMB Niaga pada nilai tercatat, dikategorikan berdasarkan jenis mata uang.

55. CURRENCY RISK (continued)

- b. Bank CIMB Niaga's and subsidiary exposure to foreign currency exchange risk

The table below summarises Bank CIMB Niaga and Subsidiary's exposure to foreign currency exchange rate risk at 31 December 2017, 2016, and 2015. Included in the table are Bank CIMB Niaga's financial instruments at carrying amounts, categorised by currency.

	2017									
	Dolar Amerika Serikat/ United States Dollar	Euro/ Euro	Dolar Singapura/ Singapore Dollar	Yen Jepang/ Japanese Yen	Dolar Australia/ Australian Dollar	Dolar Hong Kong/ Hong Kong Dollar	Pound Sterling Inggris/ Great Britain Pound Sterling	Lain-lain/ Others		Jumlah/ Total
Aset										Assets
Kas	254,398	34,636	67,855	14,658	39,191	4,820	13,860	31,608	461,026	Cash
Giro pada Bank Indonesia	3,053,517	-	-	-	-	-	-	-	3,053,517	Current accounts with Bank Indonesia
Giro pada bank lain	1,400,343	897,579	437,605	234,877	32,939	40,237	35,344	151,149	3,230,073	Current accounts with other banks
Penempatan pada bank lain dan Bank Indonesia	5,228,767	-	-	-	-	-	-	-	5,228,767	Placements with other banks and Bank Indonesia
Efek-efek	870,118	-	-	-	-	-	-	-	870,118	Indonesia Marketable securities
Obligasi Pemerintah	3,074,045	18	-	-	-	-	-	-	3,074,063	Government Bonds
Tagihan derivatif	121,902	-	1	272	-	-	-	2,608	124,783	Derivative receivables
Kredit yang diberikan	26,382,036	2,199	321,634	-	-	-	-	-	26,705,869	Loans
Tagihan akseptasi	2,432,638	36,245	-	58,748	-	-	-	72,941	2,597,572	Acceptance receivables
Pendapatan yang masih harus diterima	130,467	2	1,247	-	-	-	-	-	131,716	Accrued income
Aset lain-lain	11,960	-	-	-	-	-	-	-	11,960	Other assets
Jumlah aset	42,960,191	970,679	828,342	305,555	72,130	45,057	49,204	258,306	45,489,464	Total assets
Liabilitas										Liabilities
Liabilitas segera	100,192	2,387	1,314	300	347	6	374	3,621	108,541	Obligations due immediately
Simpangan dari nasabah										Deposits from customers
Giro	12,945,142	148,452	227,419	104,395	8,656	9,821	4,540	12,766	13,461,191	Demand deposits
Tabungan	5,431,218	193,417	423,365	92,632	345,685	17,649	69,232	45,234	6,618,432	Saving deposits
Deposito	19,219,261	12,565	136,746	289	172,071	-	5,068	59,792	19,605,792	Time deposits
Simpangan dari bank lain										Deposits from other Banks
Giro dan tabungan	314,382	553,263	245	40,564	-	-	1,834	-	910,288	Demand and saving deposits
Inter-bank call money dan Deposito berjangka	76	-	-	-	-	-	-	-	76	Inter-bank call money and Time deposits
Liabilitas akseptasi	2,432,638	36,245	-	58,748	-	-	-	72,941	2,597,572	Acceptance payables
Liabilitas derivatif	20,455	-	1,198	9	-	-	-	323	21,985	Derivative payables
Pinjaman yang diterima	3,257,611	-	-	-	-	-	-	258	3,257,869	Borrowings
Liabilitas lain-lain	201,273	2,789	8,405	2,769	376	-	349	16,481	232,442	Other liabilities
Jumlah liabilitas	43,922,248	949,118	798,692	296,706	527,135	27,476	81,397	211,416	46,814,188	Total liabilities
Posisi keuangan neraca - bersih	(962,057)	21,561	29,650	8,849	(455,005)	17,581	(32,193)	46,890	(1,324,724)	On balance sheet financial position - net
Rekening administratif - bersih	3,656,475	149,347	42,649	9,267	-	-	-	11,608	3,869,346	Administrative accounts - net

**PT BANK CIMB NIAGA Tbk
DAN ENTITAS ANAK/AND SUBSIDIARY**

**CATATAN ATAS LAPORAN KEUANGAN KONSOLIDASIAN
31 DESEMBER 2017, 2016, DAN 2015
SERTA TAHUN-TAHUN YANG BERAKHIR
31 DESEMBER 2017, 2016, DAN 2015**
(Dinyatakan dalam jutaan Rupiah, kecuali dinyatakan lain)

**NOTES TO THE CONSOLIDATED FINANCIAL STATEMENTS
31 DECEMBER 2017, 2016, AND 2015
AND FOR THE YEARS ENDED
31 DECEMBER 2017, 2016, AND 2015**
(Expressed in millions of Rupiah, unless otherwise stated)

55. RISIKO MATA UANG (lanjutan)

- b. Eksposur Bank CIMB Niaga dan Entitas Anak atas risiko nilai tukar mata uang asing (lanjutan)

Tabel dibawah ini mengikhtisarkan eksposur Bank CIMB Niaga dan Entitas Anak atas risiko nilai tukar mata uang asing pada tanggal 31 Desember 2017, 2016, dan 2015. Termasuk di dalamnya adalah instrumen keuangan Bank CIMB Niaga pada nilai tercatat, dikategorikan berdasarkan jenis mata uang (lanjutan)

55. CURRENCY RISK (continued)

- b. Bank CIMB Niaga and Subsidiary's exposure to foreign currency exchange risk (continued)

The table below summarises Bank CIMB Niaga and Subsidiary's exposure to foreign currency exchange rate risk at 31 December 2017, 2016, and 2015. Included in the table are Bank CIMB Niaga's financial instruments at carrying amounts, categorised by currency (continued)

	2016								Jumlah/ Total	
	Dolar Amerika Serikat/ United States Dollar	Euro/ Euro	Dolar Singapura/ Singapore Dollar	Yen Jepang/ Japanese Yen	Dolar Australia/ Australian Dollar	Dolar Hong Kong/ Hong Kong Dollar	Pound Sterling Inggris/ Great Britain Pound Sterling	Lain-lain/ Others		
Aset										Assets
Kas	283,575	19,950	92,819	6,148	20,145	1,779	6,804	31,522	462,742	Cash
Giro pada Bank Indonesia	2,785,854	-	-	-	-	-	-	-	2,785,854	Current accounts with Bank Indonesia
Giro pada bank lain	291,393	90,820	300,171	140,148	405,765	30,453	104,530	77,877	1,441,157	Current accounts with other banks
Penempatan pada bank lain dan Bank Indonesia	3,304,744	-	139,679	-	-	-	-	-	3,444,423	Placements with other banks and Bank Indonesia
Efek-efek	205,956	-	-	-	-	-	-	-	205,956	Marketable securities
Obligasi Pemerintah	2,139,759	15	-	-	-	-	-	-	2,139,774	Government Bonds
Tagihan derivatif	310,005	-	2,363	7	-	-	-	260	312,635	Derivative receivables
Kredit yang diberikan	24,722,352	1,985	348,495	-	-	-	-	-	25,072,832	Loans
Tagihan akseptasi	2,858,003	20,880	-	7,948	-	-	-	72,395	2,959,226	Acceptance receivables
Pendapatan yang masih harus diterima	122,431	1	1,309	-	-	-	-	-	123,741	Accrued income
Aset lain-lain	858,198	-	-	-	-	-	-	-	858,198	Other assets
Jumlah aset	37,882,270	133,651	884,836	154,251	425,910	32,232	111,334	182,054	39,806,538	Total assets
Liabilitas										Liabilities
Liabilitas segera	72,452	400	925	203	10,347	7	220	2,085	86,639	Obligations due immediately
Simpanan dari nasabah										Deposits from customers
Giro	12,260,163	203,763	248,721	65,792	18,097	1,425	8,258	6,471	12,812,690	Demand deposits
Tabungan	5,674,317	223,369	523,748	44,312	514,193	8,970	119,697	35,928	7,144,534	Saving deposits
Deposib	13,634,680	8,113	56,193	276	137,445	-	5,780	779	13,843,266	Time deposits
Simpanan dari bank lain										Deposits from other Banks
Giro dan tabungan	340,140	3,339	225	33,428	-	-	-	-	377,132	Demand and saving deposits
Inter-bank call money dan Deposito berjangka	75	-	-	-	-	-	-	-	75	Inter-bank call money and Time deposits
Liabilitas akseptasi	2,858,003	20,880	-	7,948	-	-	-	72,395	2,959,226	Acceptance payables
Liabilitas derivatif	28,772	-	8	9	11	-	-	121	28,921	Derivative payables
Pinjaman yang diterima	1,014,889	-	-	-	-	-	-	-	1,014,889	Borrowings
Liabilitas lain-lain	184,986	3,213	7,661	900	1,576	-	7	13,174	211,517	Other liabilities
Jumlah liabilitas	36,068,477	463,077	837,481	152,868	681,669	10,402	133,962	130,953	38,478,889	Total liabilities
Posisi keuangan neraca - bersih	1,813,793	(329,426)	47,355	1,383	(255,759)	21,830	(22,628)	51,101	1,327,649	On balance sheet financial position - net
Rekening administratif - bersih	2,533,367	135,569	36,886	2,884	-	-	-	7,784	2,716,490	Administrative accounts - net

**PT BANK CIMB NIAGA Tbk
DAN ENTITAS ANAK/AND SUBSIDIARY**

**CATATAN ATAS LAPORAN KEUANGAN KONSOLIDASIAN
31 DESEMBER 2017, 2016, DAN 2015
SERTA TAHUN-TAHUN YANG BERAKHIR
31 DESEMBER 2017, 2016, DAN 2015**
(Dinyatakan dalam jutaan Rupiah, kecuali dinyatakan lain)

**NOTES TO THE CONSOLIDATED FINANCIAL STATEMENTS
31 DECEMBER 2017, 2016, AND 2015
AND FOR THE YEARS ENDED
31 DECEMBER 2017, 2016, AND 2015**
(Expressed in millions of Rupiah, unless otherwise stated)

55. RISIKO MATA UANG (lanjutan)

- b. Eksposur Bank CIMB Niaga dan Entitas Anak atas risiko nilai tukar mata uang asing (lanjutan)

Tabel dibawah ini mengikhtisarkan eksposur Bank CIMB Niaga dan Entitas Anak atas risiko nilai tukar mata uang asing pada tanggal 31 Desember 2017, 2016, dan 2015. Termasuk di dalamnya adalah instrumen keuangan Bank CIMB Niaga pada nilai tercatat, dikategorikan berdasarkan jenis mata uang (lanjutan)

55. CURRENCY RISK (continued)

- b. Bank CIMB Niaga's and subsidiary exposure to foreign currency exchange risk (continued)

The table below summarises Bank CIMB Niaga and Subsidiary's exposure to foreign currency exchange rate risk at 31 December 2017, 2016, and 2015. Included in the table are Bank CIMB Niaga's financial instruments at carrying amounts, categorised by currency (continued)

	2015									
	Dolar Amerika Serikat/ United States Dollar	Euro/ Euro	Dolar Singapura/ Singapore Dollar	Yen Jepang/ Japanese Yen	Dolar Australia/ Australian Dollar	Dolar Hong Kong/ Hong Kong Dollar	Pound Sterling Inggris/ Great Britain Pound Sterling	Lain-lain/ Others		Jumlah/ Total
Aset										Assets
Kas	297,486	20,210	176,144	9,188	43,118	3,719	6,288	32,572	588,725	Cash
Giro pada Bank Indonesia	3,028,370	-	-	-	-	-	-	-	3,028,370	Current accounts with Bank Indonesia
Giro pada bank lain	482,461	420,665	325,977	135,314	502,349	16,138	34,231	89,695	2,006,830	Current accounts with other banks
Penempatan pada bank lain dan Bank Indonesia	5,565,834	-	-	-	-	-	-	-	5,565,834	Placements with other banks and Bank Indonesia
Efektif-efektif	50,148	341	-	-	-	-	-	-	50,489	Marketable securities
Obligasi Pemerintah	2,140,687	-	-	-	-	-	-	-	2,140,687	Government Bonds
Tagihan derivatif	76,720	-	845	5	74	-	-	-	77,644	Derivative receivables
Kredit yang diberikan	24,931,161	2,108	457,668	-	-	-	-	-	25,390,937	Loans
Tagihan akseptasi	3,161,086	14,285	-	25,244	-	-	-	24,495	3,225,110	Acceptance receivables
Pendapatan yang masih harus diterima	152,803	56	1,904	2	19	-	36	50	154,870	Accrued income
Aset lain-lain	899,380	1	-	-	1	-	-	-	899,382	Other assets
Jumlah aset	40,786,136	457,666	962,538	169,753	545,561	19,857	40,555	146,812	43,128,878	Total assets
Liabilitas										Liabilities
Liabilitas segera	87,898	1,026	888	269	256	14	154	698	91,203	Obligations due immediately
Simpangan dari nasabah										Deposits from customers
Giro	13,966,802	194,689	392,969	101,893	6,456	124	10,566	6,423	14,679,922	Demand deposits
Tabungan	5,846,538	141,396	515,633	34,830	295,850	1,368	43,859	32,631	6,912,105	Saving deposits
Deposito	10,751,161	13,990	42,829	704	81,972	-	4,592	2,671	10,897,919	Time deposits
Simpangan dari bank lain										Deposits from other Banks
Giro dan tabungan	1,293,273	354	229	15,096	-	-	-	-	1,308,952	Demand and saving deposits
Inter-bank call money dan Deposito berjangka	77	-	-	-	-	-	-	-	77	Inter-bank call money and Time deposits
Liabilitas akseptasi	3,161,086	14,285	-	25,244	-	-	-	24,494	3,225,109	Acceptance payables
Liabilitas derivatif	22,050	-	47	55	-	-	-	-	22,152	Derivative payables
Pinjaman yang diterima	2,571,672	-	-	-	-	-	-	-	2,571,672	Borrowings
Liabilitas lain-lain	192,630	1,059	4,626	410	201	-	11	14,006	212,943	Other liabilities
Jumlah liabilitas	37,893,187	366,799	957,221	178,501	384,735	1,506	59,182	80,923	39,922,054	Total liabilities
Posisi keuangan neraca - bersih	2,892,949	90,867	5,317	(8,748)	160,826	18,351	(18,627)	65,889	3,206,824	On balance sheet financial position - net
Rekening administratif - bersih	1,924,115	63,786	39,785	26,391	-	-	-	21,833	2,075,910	Administrative accounts - net

**PT BANK CIMB NIAGA Tbk
DAN ENTITAS ANAK/AND SUBSIDIARY**

**CATATAN ATAS LAPORAN KEUANGAN KONSOLIDASIAN
31 DESEMBER 2017, 2016, DAN 2015
SERTA TAHUN-TAHUN YANG BERAKHIR
31 DESEMBER 2017, 2016, DAN 2015**
(Dinyatakan dalam jutaan Rupiah, kecuali dinyatakan lain)

**NOTES TO THE CONSOLIDATED FINANCIAL STATEMENTS
31 DECEMBER 2017, 2016, AND 2015
AND FOR THE YEARS ENDED
31 DECEMBER 2017, 2016, AND 2015**
(Expressed in millions of Rupiah, unless otherwise stated)

55. RISIKO MATA UANG (lanjutan)

55. CURRENCY RISK (continued)

- c. Sensitivitas terhadap laba bersih atas perubahan nilai tukar mata uang asing

- c. Sensitivity to net income to movement of foreign exchange rates

Tabel di bawah ini mengikhtisarkan sensitivitas laba bersih konsolidasian Bank CIMB Niaga dan Entitas Anak pada tanggal 31 Desember 2017, 2016, dan 2015 atas perubahan nilai tukar mata uang asing yaitu:

The table below shows the sensitivity of Bank CIMB Niaga and Subsidiary's consolidated net income to movement of foreign exchange rates as at 31 December 2017, 2016, and 2015:

	2017		
	Peningkatan/ Increased by 5%	Penurunan/ Decreased by 5%	
Pengaruh terhadap laba bersih	(78,661)	78,661	<i>Impact to net income</i>

	2016		
	Peningkatan/ Increased by 5%	Penurunan/ Decreased by 5%	
Pengaruh terhadap laba bersih	(37,204)	37,204	<i>Impact to net income</i>

	2015		
	Peningkatan/ Increased by 5%	Penurunan/ Decreased by 5%	
Pengaruh terhadap laba bersih	86,087	(86,087)	<i>Impact to net income</i>

Proyeksi di atas mengasumsikan bahwa perubahan nilai tukar mata uang asing bergerak pada jumlah yang sama sehingga tidak mencerminkan perubahan potensial kepada laba atas perubahan beberapa nilai tukar mata uang asing sementara lainnya tidak berubah. Proyeksi juga mengasumsikan bahwa seluruh variabel lainnya adalah konstan dan berdasarkan tanggal pelaporan yang konstan serta seluruh posisi hingga jatuh tempo.

The projection assumes that foreign exchange rates move by the same amount and, therefore, do not reflect the potential impact on profit of some rates changing while others remain unchanged. The projections also assume that all other variables are held constant and are based on a constant reporting date position and that all positions run to maturity.

**PT BANK CIMB NIAGA Tbk
DAN ENTITAS ANAK/AND SUBSIDIARY**

**CATATAN ATAS LAPORAN KEUANGAN KONSOLIDASIAN
31 DESEMBER 2017, 2016, DAN 2015
SERTA TAHUN-TAHUN YANG BERAKHIR
31 DESEMBER 2017, 2016, DAN 2015**
(Dinyatakan dalam jutaan Rupiah, kecuali dinyatakan lain)

56. RISIKO LIKUIDITAS

Kebijakan likuiditas Bank CIMB Niaga didasarkan untuk memastikan bahwa setiap kebutuhan dana di saat ini, maupun di masa datang baik untuk kondisi normal maupun kondisi stres dapat dipenuhi. Dalam melaksanakan pengendalian risiko likuiditas, dilakukan dengan beberapa pendekatan, yaitu: *liquidity gap analysis*, *liquidity stress test analysis*, dan *liquidity ratio analysis*. Dimana untuk mengendalikan risiko likuiditas tersebut ditetapkan beberapa limit dan parameter. Disamping itu dalam mengendalikan risiko likuiditas juga dilakukan pemantauan atas indikator-indikator internal dan eksternal. Untuk menghadapi kondisi stres juga ditetapkan *contingency funding plan* untuk penanganan kondisi tersebut. Jumlah aset lancar yang memadai dipertahankan untuk menjamin kebutuhan likuiditas yang terkendali setiap waktu. Hal ini semua sejalan dengan Surat Edaran Bank Indonesia No. 11/16/DPNP/2009 tentang manajemen risiko likuiditas.

Pengelolaan likuiditas dan aset-liabilitas dilakukan dibawah koordinasi *Asset Liability Committee (ALCO)* yang setiap bulannya melakukan rapat dengan melibatkan unit bisnis, treasury, kredit, dan unit-unit lain yang relevan, untuk memastikan tercapainya posisi likuiditas pada tingkat yang diharapkan.

Pengelolaan likuiditas Bank CIMB Niaga ditekankan pada penyesuaian arus dana masuk dan keluar. Kesenjangan arus dana diantisipasi dengan memelihara aset likuid tingkat pertama yang berupa pemeliharaan cadangan wajib serta efek-efek jangka pendek yang sangat likuid. Aset likuid tingkat dua dipelihara melalui penempatan dana jangka pendek di bank lain, efek-efek, dan obligasi pemerintah dalam kelompok tersedia untuk dijual. Pengelolaan likuiditas juga dilakukan melalui pengelolaan struktur sumber dana dengan memperhatikan limit konsentrasi deposito. Selain itu, Bank CIMB Niaga senantiasa memelihara kemampuannya untuk melakukan akses ke pasar uang dengan memelihara hubungan dengan bank-bank koresponden.

**NOTES TO THE CONSOLIDATED FINANCIAL STATEMENTS
31 DECEMBER 2017, 2016, AND 2015
AND FOR THE YEARS ENDED
31 DECEMBER 2017, 2016, AND 2015**
(Expressed in millions of Rupiah, unless otherwise stated)

56. LIQUIDITY RISK

Bank CIMB Niaga's liquidity policy is based on ensuring that current and future funding requirements can be met both in normal or stress condition. In implementation of liquidity risk management, there are some variety of methods, such as: liquidity gap analysis, liquidity stress test analysis, and liquidity ratio analysis. Whereas in managing liquidity risk, Bank CIMB Niaga sets some limits and parameters. Bank CIMB Niaga is also monitoring the internal and external indicators in managing liquidity risk. Bank CIMB Niaga also sets contingency funding plan that would be used to handle or solve the crisis condition. Appropriate level of liquid assets is held to ensure that a prudent level of liquidity is maintained at all times. This is in line with Bank Indonesia's Circular Letter No.11/16/DPNP/2009 regarding liquidity risk management.

Liquidity and asset-liability management is under the coordination of the Asset Liability Committee (ALCO) who holds monthly meetings involving business units, treasury, credit, and other relevant units to ensure the achievement of the expected liquidity position.

Bank CIMB Niaga's liquidity management focuses on cash inflow and outflow. The gap in cash flow is anticipated through managing the first tier liquid assets such as maintenance of reserve requirements and highly liquid short term marketable securities. Second tier liquid assets are managed through short term placements with other banks, available-for-sale marketable securities, and government bonds. Liquidity management is also performed through managing the structure of funding by implementing proper threshold on the concentrations of depositors. In addition, Bank CIMB Niaga maintains its ability to access the financial market by maintaining its relationship with correspondence banks.

**PT BANK CIMB NIAGA Tbk
DAN ENTITAS ANAK/AND SUBSIDIARY**

**CATATAN ATAS LAPORAN KEUANGAN KONSOLIDASIAN
31 DESEMBER 2017, 2016, DAN 2015
SERTA TAHUN-TAHUN YANG BERAKHIR
31 DESEMBER 2017, 2016, DAN 2015**
(Dinyatakan dalam jutaan Rupiah, kecuali dinyatakan lain)

**NOTES TO THE CONSOLIDATED FINANCIAL STATEMENTS
31 DECEMBER 2017, 2016, AND 2015
AND FOR THE YEARS ENDED
31 DECEMBER 2017, 2016, AND 2015**
(Expressed in millions of Rupiah, unless otherwise stated)

56. RISIKO LIKUIDITAS (lanjutan)

56. LIQUIDITY RISK (continued)

Tabel jatuh tempo berikut ini menyajikan informasi mengenai perkiraan jatuh tempo dari aset dan liabilitas *discounted* sesuai kontrak menjadi arus kas masuk atau keluar pada 31 Desember 2017, 2016, dan 2015:

The maturity tables below provide information about maturities of discounted assets and liabilities on contractual basis which are converted into cash flow in or out as at 31 December 2017, 2016, and 2015:

Keterangan	2017							Description
	Jumlah/ Total	Tidak memunyai kontrak jatuh tempo/ Dibayarkan sesuai permintaan/ No contractual maturity/ Repayable on demand	Kurang dari atau sama dengan 1 bulan/ Less than or equal 1 month	> 1 - ≤ 3 bulan/ months	> 3 - ≤ 12 bulan/ months	> 1 - ≤ 5 tahun/ years	Lebih dari 5 tahun/ More than 5 years	
ASET								ASSETS
Kas	3,895,997	-	3,895,997	-	-	-	-	Cash
Giro pada Bank Indonesia	11,522,696	-	11,522,696	-	-	-	-	Current accounts with Bank Indonesia
Giro pada bank lain - bruto	3,574,267	-	3,574,267	-	-	-	-	Current accounts with other banks - gross
Penempatan pada bank lain dan Bank Indonesia - bruto	13,323,713	-	13,323,713	-	-	-	-	Placements with other banks and Bank Indonesia - gross
Efektif - bruto	13,480,610	-	227,585	2,545,146	4,605,953	5,689,300	412,626	Marketable securities - gross
Obligasi Pemerintah	24,971,486	-	751,539	1,929,329	3,710,086	13,924,846	4,655,686	Government Bonds
Tagihan derivatif - bruto	280,293	-	45,507	12,049	48,778	173,959	-	Derivative receivables - gross
Kredit yang diberikan - bruto	181,405,722	-	34,401,409	19,974,943	29,406,916	48,420,573	49,201,881	Loans - gross
Piutang pembiayaan konsumen - bruto	3,710,084	-	51,599	423,098	1,166,699	2,068,688	-	Consumer financing receivables - gross
Piutang sewa pembiayaan - bruto	19,607	-	2,502	6,262	9,278	1,565	-	Financing lease receivables - gross
Tagihan akseptasi - bruto	4,184,965	-	951,103	1,773,507	1,450,204	10,151	-	Acceptance receivables - gross
Penyerahan - bruto	4,464	4,464	-	-	-	-	-	Investments - gross
Aset tetap - setelah dikurangi akumulasi penyusutan	5,119,908	5,119,908	-	-	-	-	-	Fixed assets - net of accumulated depreciation
Aset tidak berwujud - setelah dikurangi akumulasi penyusutan	1,540,265	1,540,265	-	-	-	-	-	Intangible assets - net of accumulated depreciation
Aset yang diambil alih - bruto	502,420	-	-	-	-	-	-	Foreclosed assets - gross
Uang muka pajak	1,814,214	-	-	-	-	-	-	Prepaid tax
Aset pajak tangguhan - bersih	177,849	177,849	-	-	-	-	-	Deferred tax assets - net
Pendapatan yang masih harus diterima	1,191,635	-	859,120	6,234	31,136	198,913	96,232	Accrued income
Beban dibayar dimuka	1,325,541	1,325,541	-	-	-	-	-	Prepaid expenses
Aset lain-lain - bruto	2,173,408	2,173,408	-	-	-	-	-	Other assets - gross
	<u>274,219,144</u>	<u>12,658,069</u>	<u>69,607,037</u>	<u>26,670,568</u>	<u>40,429,050</u>	<u>70,487,995</u>	<u>54,366,425</u>	
Cadangan kerugian penurunan nilai	(7,913,699)	-	-	-	-	-	-	Allowance for impairment losses
Jumlah	<u>266,305,445</u>							Total
LIABILITAS								LIABILITIES
Liabilitas segera	1,946,166	-	1,946,166	-	-	-	-	Obligations due immediately
Simpanan dari nasabah	189,317,196	99,495,295	52,443,564	17,775,900	11,916,367	7,480,346	205,724	Deposits from customers
Simpanan dari bank lain	6,884,335	1,987,651	4,062,969	246,906	583,988	2,821	-	Deposits from other bank
Efektif yang dijual dengan janji dibeli kembali	9,378,703	-	9,378,703	-	-	-	-	Securities sold under repurchase agreement
Liabilitas derivatif	110,823	-	14,507	24,474	37,903	33,939	-	Derivative payables
Liabilitas akseptasi	4,184,965	-	951,103	1,773,507	1,450,204	10,151	-	Acceptance payables
Efektif yang diterbitkan	5,403,613	-	-	-	2,148,373	3,255,240	-	Marketable securities issued
Pinjaman yang diterima	5,809,723	-	2,723,498	1,371,847	563,517	1,150,861	-	Borrowings
Hutang pajak	445,502	-	445,502	-	-	-	-	Taxes payable
Beban yang masih harus dibayar dan liabilitas lain-lain	2,986,666	398,384	755,061	-	1,833,221	-	-	Accruals and other liabilities
Liabilitas imbalan kerja	1,289,985	-	-	425,465	-	-	864,520	Employee benefits obligations
Pinjaman subordinasi	1,596,772	-	-	-	-	1,596,772	-	Subordinated loans
	<u>229,354,449</u>	<u>101,881,330</u>	<u>72,721,073</u>	<u>21,618,099</u>	<u>18,533,573</u>	<u>13,530,130</u>	<u>1,070,244</u>	
Perbedaan jatuh tempo	<u>44,864,695</u>	<u>(89,223,262)</u>	<u>(3,114,036)</u>	<u>5,052,469</u>	<u>21,895,477</u>	<u>56,957,865</u>	<u>53,296,181</u>	Maturity gap
Posisi neto setelah cadangan kerugian penurunan nilai	<u>36,950,996</u>							Net position, net of allowance for impairment losses

**PT BANK CIMB NIAGA Tbk
DAN ENTITAS ANAK/AND SUBSIDIARY**

**CATATAN ATAS LAPORAN KEUANGAN KONSOLIDASIAN
31 DESEMBER 2017, 2016, DAN 2015
SERTA TAHUN-TAHUN YANG BERAKHIR
31 DESEMBER 2017, 2016, DAN 2015**
(Dinyatakan dalam jutaan Rupiah, kecuali dinyatakan lain)

**NOTES TO THE CONSOLIDATED FINANCIAL STATEMENTS
31 DECEMBER 2017, 2016, AND 2015
AND FOR THE YEARS ENDED
31 DECEMBER 2017, 2016, AND 2015**
(Expressed in millions of Rupiah, unless otherwise stated)

56. RISIKO LIKUIDITAS (lanjutan)

56. LIQUIDITY RISK (continued)

Tabel jatuh tempo berikut ini menyajikan informasi mengenai perkiraan jatuh tempo dari aset dan liabilitas *discounted* sesuai kontrak menjadi arus kas masuk atau keluar pada tanggal 31 Desember 2017, 2016, dan 2015 (lanjutan):

The maturity tables below provide information about maturities of discounted assets and liabilities on contractual basis which are converted into cash flow in or out as at 31 December 2017, 2016, and 2015 (continued):

Keterangan	2016							Description
	Jumlah/ Total	Tidak mempunyai kontrak jatuh tempo/ Dibayarkan sesuai permintaan/ No contractual maturity/ Repayable on demand	Kurang dari atau sama dengan 1 bulan/ Less than or equal 1 month	> 1 - ≤ 3 bulan/ months	> 3 - ≤ 12 bulan/ months	> 1 - ≤ 5 tahun/ years	Lebih dari 5 tahun/ More than 5 years	
ASET								ASSETS
Kas	3,261,730	-	3,261,730	-	-	-	-	Cash
Giro pada Bank Indonesia	13,345,736	-	13,345,736	-	-	-	-	Current accounts with Bank Indonesia
Giro pada bank lain - bruto	1,624,152	-	1,624,152	-	-	-	-	Current accounts with other banks - gross
Penempatan pada bank lain dan Bank Indonesia - bruto	4,436,233	-	3,444,423	991,810	-	-	-	Placements with other banks and Bank Indonesia - gross
Efek-efek - bruto	9,380,140	-	274,149	906,856	3,128,330	4,047,064	1,023,741	Marketable securities - gross
Obligasi Pemerintah	18,184,132	-	237,787	769,385	4,252,266	6,786,930	6,137,764	Government Bonds
Efek-efek yang dibeli dengan janji dijual kembali	542,956	-	542,956	-	-	-	-	Securities purchased under resale agreements
Tagihan derivatif - bruto	484,602	-	10,743	11,535	163,607	298,717	-	Derivative receivables - gross
Kredit yang diberikan - bruto	173,587,691	-	27,493,079	17,907,407	30,124,261	50,040,889	48,022,055	Loans - gross
Piutang pembiayaan konsumen - bruto	6,493,921	-	70,892	585,938	1,655,592	4,181,499	-	Consumer financing receivables - gross
Piutang sewa pembiayaan - bruto	82,427	-	12,515	15,742	33,053	21,117	-	Financing lease receivables - gross
Tagihan akseptasi - bruto	4,488,511	-	793,438	1,674,454	2,020,619	-	-	Acceptance receivables - gross
Penyerahan - bruto	4,464	4,464	-	-	-	-	-	Investments - gross
Aset tetap - setelah dikurangi akumulasi penyusutan	5,269,347	5,269,347	-	-	-	-	-	Fixed assets - net of accumulated depreciation
Aset tidak berwujud - setelah dikurangi akumulasi penyusutan	1,482,297	1,482,297	-	-	-	-	-	Intangible assets - net of accumulated depreciation
Aset yang diambil alih - bruto	683,610	-	-	-	-	-	-	Foreclosed assets - gross
Uang muka pajak	1,639,927	1,639,927	-	-	-	-	-	Prepaid tax
Aset pajak tangguhan - bersih	296,499	296,499	-	-	-	-	-	Deferred tax assets - net
Pendapatan yang masih harus diterima	1,320,932	-	951,076	5,053	77,927	146,540	140,336	Accrued income
Beban dibayar dimuka	1,324,270	1,324,270	-	-	-	-	-	Prepaid expenses
Aset lain-lain - bruto	2,452,830	2,452,830	-	-	-	-	-	Other assets - gross
	<u>250,386,407</u>	<u>13,153,244</u>	<u>52,062,676</u>	<u>22,868,180</u>	<u>41,455,655</u>	<u>65,522,756</u>	<u>55,323,896</u>	
Cadangan kerugian penurunan nilai	(8,814,679)							Allowance for impairment losses
Jumlah	<u>241,571,728</u>							Total
LIABILITAS								LIABILITIES
Liabilitas segera	1,954,804	-	1,954,804	-	-	-	-	Obligations due immediately
Simpanan dari nasabah	180,571,134	91,808,604	48,501,382	22,132,115	10,330,568	7,778,634	19,831	Deposits from customers
Simpanan dari bank lain	4,557,473	1,863,474	1,804,239	811,917	72,210	5,633	-	Deposits from other bank
Efek-efek yang dijual dengan janji dibeli kembali	169,634	-	169,634	-	-	-	-	Securities sold under repurchase agreement
Liabilitas derivatif	362,917	-	62,351	20,643	199,830	78,202	1,891	Derivative payables
Liabilitas akseptasi	4,077,182	-	650,172	1,428,052	1,998,958	-	-	Acceptance payables
Efek-efek yang diterbitkan	3,237,704	-	-	-	1,827,162	1,410,542	-	Marketable securities issued
Pinjaman yang diterima	5,436,073	-	667,541	911,931	525,054	3,331,547	-	Borrowings
Hutang pajak	323,897	-	323,897	-	-	-	-	Taxes payable
Beban yang masih harus dibayar dan liabilitas lain-lain	2,673,740	522,670	738,888	-	1,412,182	-	-	Accruals and other liabilities
Liabilitas imbalan kerja	1,019,982	-	-	330,000	45,923	-	644,059	Employee benefits obligations
Pinjaman subordinasi	2,979,566	-	-	-	1,383,664	1,595,902	-	Subordinated loans
	<u>207,364,106</u>	<u>94,194,748</u>	<u>54,872,908</u>	<u>25,634,658</u>	<u>17,795,551</u>	<u>14,200,460</u>	<u>665,781</u>	
Perbedaan jatuh tempo	<u>43,022,301</u>	<u>(81,041,504)</u>	<u>(2,810,232)</u>	<u>(2,766,478)</u>	<u>23,660,104</u>	<u>51,322,296</u>	<u>54,658,115</u>	Maturity gap
Posisi neto setelah cadangan kerugian penurunan nilai	<u>34,207,622</u>							Net position, net of allowance for impairment losses

**PT BANK CIMB NIAGA Tbk
DAN ENTITAS ANAK/AND SUBSIDIARY**

**CATATAN ATAS LAPORAN KEUANGAN KONSOLIDASIAN
31 DESEMBER 2017, 2016, DAN 2015
SERTA TAHUN-TAHUN YANG BERAKHIR
31 DESEMBER 2017, 2016, DAN 2015**
(Dinyatakan dalam jutaan Rupiah, kecuali dinyatakan lain)

**NOTES TO THE CONSOLIDATED FINANCIAL STATEMENTS
31 DECEMBER 2017, 2016, AND 2015
AND FOR THE YEARS ENDED
31 DECEMBER 2017, 2016, AND 2015**
(Expressed in millions of Rupiah, unless otherwise stated)

56. RISIKO LIKUIDITAS (lanjutan)

Tabel jatuh tempo berikut ini menyajikan informasi mengenai perkiraan jatuh tempo dari aset dan liabilitas *discounted* sesuai kontrak menjadi arus kas masuk atau keluar pada tanggal 31 Desember 2017, 2016, dan 2015 (lanjutan):

56. LIQUIDITY RISK (continued)

The maturity tables below provide information about maturities of discounted assets and liabilities on contractual basis which are converted into cash flow in or out as at 31 December 2017, 2016, and 2015 (continued):

Keterangan	2015							Description
	Jumlah/ Total	Tidak mempunyai kontrak jatuh tempo/ Dibayarkan sesuai permintaan/ No contractual maturity/ Repayable on demand	Kurang dari atau sama dengan 1 bulan/ Less than or equal 1 month	> 1 - ≤ 3 bulan/ months	> 3 - ≤ 12 bulan/ months	> 1 - ≤ 5 tahun/ years	Lebih dari 5 tahun/ More than 5 years	
ASET								ASSETS
Kas	4,240,006	-	4,240,006	-	-	-	-	Cash
Giro pada Bank Indonesia	14,605,403	-	14,605,403	-	-	-	-	Current accounts with Bank Indonesia
Giro pada bank lain - bruto	2,348,027	-	2,348,027	-	-	-	-	Current accounts with other banks - gross
Penempatan pada bank lain dan Bank Indonesia - bruto	5,898,585	-	5,898,585	-	-	-	-	Placements with other banks and Bank Indonesia - gross
Efek-efek - bruto	9,859,144	-	499,222	847,230	2,243,015	5,105,972	1,163,705	Marketable securities - gross
Obligasi Pemerintah	16,049,893	-	680,381	354,933	3,677,533	4,352,643	6,984,403	Government Bonds
Efek-efek yang dibeli dengan janji dijual kembali	174,552	-	174,552	-	-	-	-	Securities purchased under resale agreements
Tagihan derivatif - bruto	595,554	-	21,126	4,677	24,191	457,469	88,091	Derivative receivables - gross
Kredit yang diberikan - bruto	170,732,978	-	29,467,627	16,429,840	27,347,943	57,273,863	40,213,705	Loans - gross
Piutang pembiayaan konsumen - bruto	6,623,851	-	62,233	501,109	1,513,122	4,547,346	41	Consumer financing receivables - gross
Piutang sewa guna usaha								Financing lease
Piutang sewa pembiayaan - bruto	179,927	-	5,950	24,282	63,412	86,283	-	Financing lease receivables - gross
Tagihan akseptasi - bruto	4,251,849	-	779,703	1,421,691	2,047,773	2,682	-	Acceptance receivables - gross
Penyerahan - bruto	13,938	13,938	-	-	-	-	-	Investments - gross
Aset tetap - setelah dikurangi akumulasi penyusutan	3,361,851	3,361,851	-	-	-	-	-	Fixed assets - net of accumulated depreciation
Aset yang diambil alih - bruto	934,677	934,677	-	-	-	-	-	Foreclosed assets - gross
Uang muka pajak	1,178,558	1,178,558	-	-	-	-	-	Prepaid tax
Aset pajak tangguhan - bersih	504,578	504,578	-	-	-	-	-	Deferred tax assets - net
Pendapatan yang masih harus diterima	1,383,890	-	1,077,197	2,400	27,539	112,605	164,149	Accrued income
Beban dibayar dimuka	1,973,360	1,973,360	-	-	-	-	-	Prepaid expenses
Aset lain-lain - bruto	2,518,470	2,518,470	-	-	-	-	-	Other assets - gross
	<u>247,429,091</u>	<u>10,485,432</u>	<u>59,860,012</u>	<u>19,586,162</u>	<u>36,944,528</u>	<u>71,938,863</u>	<u>48,614,094</u>	
Cadangan kerugian penurunan nilai	(7,929,287)							Allowance for impairment losses
Jumlah	<u>239,499,804</u>							Total
LIABILITAS								LIABILITIES
Liabilitas segera	786,132	-	786,132	-	-	-	-	Obligations due immediately
Simpanan dari nasabah	178,533,077	83,566,716	55,826,396	22,795,965	10,106,086	6,118,175	119,739	Deposits from customers
Simpanan dari bank lain	5,654,410	2,300,760	2,361,326	30,905	960,375	1,044	-	Deposits from other bank
Efek-efek yang dijual dengan janji dibeli kembali	1,996,167	-	1,996,167	-	-	-	-	Securities sold under repurchase agreement
Liabilitas derivatif	888,704	-	23,840	125,828	232,120	506,916	-	Derivative payables
Liabilitas akseptasi	4,190,087	-	730,863	1,413,361	2,043,181	2,682	-	Acceptance payables
Efek-efek yang diterbitkan	4,476,921	-	-	199,975	2,032,821	2,244,125	-	Marketable securities issued
Pinjaman yang diterima	6,684,630	-	611,476	1,626,054	662,545	3,784,555	-	Borrowings
Hutang pajak	152,655	-	152,655	-	-	-	-	Taxes payable
Beban yang masih harus dibayar dan liabilitas lain-lain	2,710,802	538,657	907,433	-	1,264,712	-	-	Accruals and other liabilities
Liabilitas imbalan kerja	1,126,506	-	-	359,469	240,172	-	526,865	Employee benefits obligations
Pinjaman subordinasi	2,969,774	-	-	-	-	1,374,652	1,595,122	Subordinated loans
	<u>210,169,865</u>	<u>86,406,133</u>	<u>63,396,288</u>	<u>26,551,557</u>	<u>17,542,012</u>	<u>14,032,149</u>	<u>2,241,726</u>	
Perbedaan jatuh tempo	<u>37,259,226</u>	<u>(75,920,701)</u>	<u>(3,536,276)</u>	<u>(6,965,395)</u>	<u>19,402,516</u>	<u>57,906,714</u>	<u>46,372,368</u>	Maturity gap
Posisi neto setelah cadangan kerugian penurunan nilai	<u>29,329,939</u>							Net position, net of allowance for impairment losses

**PT BANK CIMB NIAGA Tbk
DAN ENTITAS ANAK/AND SUBSIDIARY**

**CATATAN ATAS LAPORAN KEUANGAN KONSOLIDASIAN
31 DESEMBER 2017, 2016, DAN 2015
SERTA TAHUN-TAHUN YANG BERAKHIR
31 DESEMBER 2017, 2016, DAN 2015**
(Dinyatakan dalam jutaan Rupiah, kecuali dinyatakan lain)

**NOTES TO THE CONSOLIDATED FINANCIAL STATEMENTS
31 DECEMBER 2017, 2016, AND 2015
AND FOR THE YEARS ENDED
31 DECEMBER 2017, 2016, AND 2015**
(Expressed in millions of Rupiah, unless otherwise stated)

56. RISIKO LIKUIDITAS (lanjutan)

56. LIQUIDITY RISK (continued)

Tabel jatuh tempo berikut ini menyajikan informasi mengenai perkiraan jatuh tempo dari liabilitas sesuai kontrak menjadi arus kas yang *undiscounted* pada tanggal 31 Desember 2017, 2016, dan 2015:

The maturity tables below provide information about maturities on contractual undiscounted cash flows of liabilities as at 31 December 2017, 2016, and 2015:

Keterangan	2017							Description
	Jumlah/ Total	Dibayarkan sesuai permintaan/ Repayable on demand	Kurang dari atau sama dengan 1 bulan/ Less than or equal 1 month	> 1 - ≤ 3 bulan/ months	> 3 - ≤ 12 bulan/ months	> 1 - ≤ 5 tahun/ years	Lebih dari 5 tahun/ More than 5 years	
Liabilitas segera	1,946,166	-	1,946,166	-	-	-	-	Obligations due immediately
Simpanan dari nasabah								Deposits from customers
Giro	49,364,774	49,364,774	-	-	-	-	-	Demand deposits
Tabungan	50,735,521	40,319,679	371,916	3,014,083	4,391,742	2,248,931	389,170	Saving deposits
Deposito	92,639,079	-	52,807,805	18,334,413	12,513,188	8,709,151	274,522	Time deposits
Simpanan dari bank lain	6,512,327	1,590,711	4,067,897	249,214	601,140	3,365	-	Deposits from other bank
Efek-efek yang dijual dengan janji dibeli kembali	9,378,703	-	9,378,703	-	-	-	-	Securities sold under repurchase agreement
Liabilitas derivatif	24,715,075	-	11,977,588	4,945,400	4,684,805	3,105,871	1,411	Derivative payables
Liabilitas akseptasi	4,184,965	-	951,103	1,773,507	1,450,204	10,151	-	Acceptance payables
Efek-efek yang diterbitkan	5,816,734	-	-	68,995	2,209,232	3,538,507	-	Marketable securities issued
Pinjaman yang diterima	5,382,364	-	2,112,132	1,378,705	1,891,527	-	-	Borrowings
Beban yang masih harus dibayar, liabilitas lain-lain	2,986,666	398,384	755,061	-	1,833,221	-	-	Accruals and other liabilities
Liabilitas imbalan kerja	1,289,985	-	-	425,465	-	-	864,520	Employee benefits obligations
Pinjaman subordinasi	2,116,942	-	-	43,400	126,342	1,947,200	-	Subordinated loans
	257,069,301	91,673,548	84,368,371	30,233,182	29,701,401	19,563,176	1,529,623	

Keterangan	2016							Description
	Jumlah/ Total	Dibayarkan sesuai permintaan/ Repayable on demand	Kurang dari atau sama dengan 1 bulan/ Less than or equal 1 month	> 1 - ≤ 3 bulan/ months	> 3 - ≤ 12 bulan/ months	> 1 - ≤ 5 tahun/ years	Lebih dari 5 tahun/ More than 5 years	
Liabilitas segera	1,954,804	-	1,954,804	-	-	-	-	Obligations due immediately
Simpanan dari nasabah								Deposits from customers
Giro	44,682,090	44,682,090	-	-	-	-	-	Demand deposits
Tabungan	49,289,608	41,277,431	206,409	2,594,352	2,444,394	2,356,600	410,422	Saving deposits
Deposito	90,818,512	-	48,698,136	22,582,486	10,817,163	8,698,686	22,041	Time deposits
Simpanan dari bank lain	4,152,874	1,438,053	1,805,955	828,046	74,835	5,985	-	Deposits from other bank
Efek-efek yang dijual dengan janji dibeli kembali	169,634	-	169,634	-	-	-	-	Securities sold under repurchase agreement
Liabilitas derivatif	6,876,219	-	4,402,890	1,854,008	616,969	2,352	-	Derivative payables
Liabilitas akseptasi	4,077,182	-	650,172	1,428,052	1,998,958	-	-	Acceptance payables
Efek-efek yang diterbitkan	3,624,136	-	-	39,134	522,842	3,062,160	-	Marketable securities issued
Pinjaman yang diterima	6,275,351	-	667,733	916,562	565,922	4,125,134	-	Borrowings
Beban yang masih harus dibayar, liabilitas lain-lain	2,673,740	522,670	738,888	-	1,412,182	-	-	Accruals and other liabilities
Liabilitas imbalan kerja	1,019,982	-	-	330,000	45,923	-	644,059	Employee benefits obligations
Pinjaman subordinasi	3,751,544	-	3,032	78,487	1,549,225	2,120,800	-	Subordinated loans
	219,365,676	87,920,244	59,297,653	30,651,127	20,048,413	20,371,717	1,076,522	

Keterangan	2015							Description
	Jumlah/ Total	Dibayarkan sesuai permintaan/ Repayable on demand	Kurang dari atau sama dengan 1 bulan/ Less than or equal 1 month	> 1 - ≤ 3 bulan/ months	> 3 - ≤ 12 bulan/ months	> 1 - ≤ 5 tahun/ years	Lebih dari 5 tahun/ More than 5 years	
Liabilitas segera	786,132	-	786,132	-	-	-	-	Obligations due immediately
Simpanan dari nasabah								Deposits from customers
Giro	40,509,062	40,509,062	-	-	-	-	-	Demand deposits
Tabungan	43,678,188	37,464,870	321,810	1,095,430	1,895,768	2,265,081	635,229	Saving deposits
Deposito	96,329,159	-	56,077,580	23,193,419	10,696,811	6,241,612	119,737	Time deposits
Simpanan dari bank lain	5,705,332	2,300,766	2,363,836	31,297	1,008,347	1,086	-	Deposits from other bank
Efek-efek yang dijual dengan janji dibeli kembali	1,996,167	-	1,996,167	-	-	-	-	Securities sold under repurchase agreement
Liabilitas derivatif	7,300,642	-	3,169,759	2,140,331	1,109,793	880,040	719	Derivative payables
Liabilitas akseptasi	4,190,087	-	730,863	1,413,361	2,043,181	2,682	-	Acceptance payables
Efek-efek yang diterbitkan	5,065,834	-	13,192	257,817	2,281,919	2,512,906	-	Marketable securities issued
Pinjaman yang diterima	7,598,585	-	614,193	1,632,444	712,765	4,639,183	-	Borrowings
Beban yang masih harus dibayar, liabilitas lain-lain	2,710,802	538,657	907,433	-	1,264,712	-	-	Accruals and other liabilities
Liabilitas imbalan kerja	1,126,506	-	-	359,469	240,172	-	526,865	Employee benefits obligations
Pinjaman subordinasi	4,081,084	-	3,032	61,634	248,021	2,157,306	1,611,091	Subordinated loans
	221,077,580	80,813,355	66,983,997	30,185,202	21,501,489	18,699,896	2,893,641	

**PT BANK CIMB NIAGA Tbk
DAN ENTITAS ANAK/AND SUBSIDIARY**

**CATATAN ATAS LAPORAN KEUANGAN KONSOLIDASIAN
31 DESEMBER 2017, 2016, DAN 2015
SERTA TAHUN-TAHUN YANG BERAKHIR
31 DESEMBER 2017, 2016, DAN 2015**
(Dinyatakan dalam jutaan Rupiah, kecuali dinyatakan lain)

**NOTES TO THE CONSOLIDATED FINANCIAL STATEMENTS
31 DECEMBER 2017, 2016, AND 2015
AND FOR THE YEARS ENDED
31 DECEMBER 2017, 2016, AND 2015**
(Expressed in millions of Rupiah, unless otherwise stated)

56. RISIKO LIKUIDITAS (lanjutan)

Tabel jatuh tempo berikut ini menyajikan informasi mengenai perkiraan jatuh tempo dari rekening administratif sesuai kontrak menjadi arus kas yang *undiscounted* pada tanggal 31 Desember 2017, 2016, dan 2015 :

56. LIQUIDITY RISK (continued)

The maturity tables below provide information about maturities on contractually undiscounted cash flows of off-balance sheet items as at 31 December 2017, 2016, and 2015 :

2017								Description
Keterangan	Jumlah/ Total	Dibayarkan sesuai permintaan/ Repayable on demand	Kurang dari atau sama dengan 1 bulan/ Less than or equal 1 month	> 1 - ≤ 3 bulan/ months	> 3 - ≤ 12 bulan/ months	> 1 - ≤ 5 tahun/ years	Lebih dari 5 tahun/ More than 5 years	
Fasilitas kredit kepada nasabah yang belum ditarik - <i>committed Irrevocable letters of credit</i>	12,508,689	12,508,689	-	-	-	-	-	Unused loan facilities granted committed -
yang masih berjalan	2,713,810	2,713,810	-	-	-	-	-	Outstanding irrevocable letters of credit
Garansi yang diterbitkan	4,892,293	4,892,293	-	-	-	-	-	Guarantees issued
	20,114,792	20,114,792	-	-	-	-	-	

2016								Description
Keterangan	Jumlah/ Total	Dibayarkan sesuai permintaan/ Repayable on demand	Kurang dari atau sama dengan 1 bulan/ Less than or equal 1 month	> 1 - ≤ 3 bulan/ months	> 3 - ≤ 12 bulan/ months	> 1 - ≤ 5 tahun/ years	Lebih dari 5 tahun/ More than 5 years	
Fasilitas kredit kepada nasabah yang belum ditarik - <i>committed Irrevocable letters of credit</i>	14,398,586	14,398,586	-	-	-	-	-	Unused loan facilities granted committed -
yang masih berjalan	2,072,238	2,072,238	-	-	-	-	-	Outstanding irrevocable letters of credit
Garansi yang diterbitkan	4,029,469	4,029,469	-	-	-	-	-	Guarantees issued
	20,500,293	20,500,293	-	-	-	-	-	

2015								Description
Keterangan	Jumlah/ Total	Dibayarkan sesuai permintaan/ Repayable on demand	Kurang dari atau sama dengan 1 bulan/ Less than or equal 1 month	> 1 - ≤ 3 bulan/ months	> 3 - ≤ 12 bulan/ months	> 1 - ≤ 5 tahun/ years	Lebih dari 5 tahun/ More than 5 years	
Fasilitas kredit kepada nasabah yang belum ditarik - <i>committed Irrevocable letters of credit</i>	10,048,882	10,048,882	-	-	-	-	-	Unused loan facilities granted committed -
yang masih berjalan	1,444,412	1,444,412	-	-	-	-	-	Outstanding irrevocable letters of credit
Garansi yang diterbitkan	4,007,392	4,007,392	-	-	-	-	-	Guarantees issued
	15,500,686	15,500,686	-	-	-	-	-	

57. RISIKO OPERASIONAL

Risiko operasional adalah risiko kerugian langsung ataupun tidak langsung yang terjadi karena tidak memadainya atau karena adanya kegagalan proses internal, kesalahan manusia, kegagalan sistem atau adanya masalah eksternal yang dapat mempengaruhi operasional Bank CIMB Niaga.

57. OPERATIONAL RISK

Operational risk is the risk of direct or indirect loss resulting from inadequate or failure in internal process, people, and systems or from external problems that affect Bank CIMB Niaga's operation.

Proses pengkajian risiko dilakukan untuk menilai kecukupan pengendalian internal serta proses identifikasi dan pengukuran risiko untuk setiap proses dan produk di masing-masing unit kerja untuk memastikan kepatuhan terhadap kebijakan, peraturan, dan batasan-batasan yang dibuat oleh manajemen Bank CIMB Niaga.

A risk assessment process is carried out to evaluate the adequacy of internal control and risk identification and risk measurement in every process and product in each working unit to ensure compliance with the policies, rules, and limits set down by Bank CIMB Niaga's management.

Unit pengawasan intern melakukan pemantauan yang cermat atas proses di setiap tingkatan atau unit, yang berlangsung sebelum dan sesudah dilakukannya transaksi.

Internal control units closely review and monitor the process at its respective level or unit, prior and subsequent to each transaction being carried out.

**PT BANK CIMB NIAGA Tbk
DAN ENTITAS ANAK/AND SUBSIDIARY**

**CATATAN ATAS LAPORAN KEUANGAN KONSOLIDASIAN
31 DESEMBER 2017, 2016, DAN 2015
SERTA TAHUN-TAHUN YANG BERAKHIR
31 DESEMBER 2017, 2016, DAN 2015**
(Dinyatakan dalam jutaan Rupiah, kecuali dinyatakan lain)

57. RISIKO OPERASIONAL (lanjutan)

Pengelolaan risiko operasional juga dilakukan dengan memperkuat aspek keamanan dan kehandalan operasi teknologi informasi sehingga kesalahan manusia, *fraud*, kesalahan proses, dan potensi kegagalan sistem yang menyebabkan terganggunya kelangsungan bisnis dapat ditekan dan diantisipasi lebih dini.

Bank CIMB Niaga mengembangkan dan menerapkan beberapa sistem dan perangkat *Operational Risk Management (ORM)*. Pengembangan yang dilakukan mulai dari yang bersifat pencegahan, kecukupan terhadap kontrol sesuai dengan kondisi yang dihadapi, hingga yang sifatnya *forward looking* dalam melihat kemungkinan kejadian di masa depan. Dengan adanya pendekatan ini diharapkan Bank CIMB Niaga lebih komprehensif dalam mengelola risiko di bidang operasional. Salah satu sistem tersebut adalah melalui proses pelaporan bulanan, dimana berbagai unit kerja dan kantor cabang wajib melaporkan kerugian yang timbul akibat risiko operasional. Informasi ini dikonsolidasikan ke dalam satu *Loss Event Database*, kemudian dianalisa untuk mendapatkan suatu indikasi atau gambaran yang dipakai untuk mengantisipasi pengulangan terjadinya kerugian yang sama pada masa datang. Bank CIMB Niaga saat ini melakukan peningkatan terhadap perangkat yang digunakan untuk mengukur dan mengelola risiko operasional melalui *Key Risk Indicator (KRI)* dan *Risk and Control Self Assessment (RCSA)* serta *Business Continuity Management (BCM)* yang menyeluruh.

Bank CIMB Niaga mengerahkan upaya terbaik untuk mengelola risiko operasional dengan memastikan akan pentingnya pengelolaan risiko ini ditanamkan pada seluruh jajaran organisasi Bank CIMB Niaga. Bank CIMB Niaga berkomitmen penuh untuk meningkatkan kemampuan pengelolaan risiko operasional melalui penggunaan berbagai proses pengendalian, dan perangkat, serta analisa risiko yang mutakhir.

58. AKTIVITAS FIDUSIA

Bank CIMB Niaga memberikan jasa kustodian dan memperoleh izin jasa kustodian berdasarkan Surat Keputusan Bapepam-LK No. Kep.71/PM/1991 tanggal 20 Agustus 1991.

**NOTES TO THE CONSOLIDATED FINANCIAL STATEMENTS
31 DECEMBER 2017, 2016, AND 2015
AND FOR THE YEARS ENDED
31 DECEMBER 2017, 2016, AND 2015**
(Expressed in millions of Rupiah, unless otherwise stated)

57. OPERATIONAL RISK (continued)

Operational risk management is also performed by strengthening the security and operational aspects of information technology to reduce and prevent human error, fraud, processing errors, and system failure that affect business continuity.

Bank CIMB Niaga has developed and implemented several systems and tools for Operational Risk Management (ORM). The developments are starting from preventive, adequacy of control toward current condition, until forward looking in forecasting for the future probability. Through these approaches, Bank CIMB Niaga expected to manage the operational risk comprehensively. One of these processes is through monthly reporting which both working units and branches are required to report their losses related to operational risk. The information is consolidated into a Loss Event Database, which is analysed to obtain indicators to anticipate repeated trends. Currently, Bank CIMB Niaga is improving the tools which used to measure and manage operational risk by Key Risk Indicator (KRI) and Risk and Control Self Assessment (RCSA) and also Business Continuity Management (BCM) comprehensively.

Bank CIMB Niaga performs best effort to manage operational risk by ensuring the importance of managing the risk embedded at all levels of Bank CIMB Niaga's organisation. Bank CIMB Niaga has fully committed to increase its capability in managing operational risk using several control processes, tools, and sophisticated analysis techniques.

58. FIDUCIARY ACTIVITIES

Bank CIMB Niaga provides a full range of custodian services and obtained a license from the Bapepam-LK under its Decision Letter No. Kep.71/PM/1991 dated 20 August 1991.

**PT BANK CIMB NIAGA Tbk
DAN ENTITAS ANAK/AND SUBSIDIARY**

**CATATAN ATAS LAPORAN KEUANGAN KONSOLIDASIAN
31 DESEMBER 2017, 2016, DAN 2015
SERTA TAHUN-TAHUN YANG BERAKHIR
31 DESEMBER 2017, 2016, DAN 2015**
(Dinyatakan dalam jutaan Rupiah, kecuali dinyatakan lain)

58. AKTIVITAS FIDUSIA (lanjutan)

Bank CIMB Niaga menyediakan jasa-jasa kustodian sebagai berikut:

- a. Penyelesaian dan pengelolaan jasa transaksi efek yang berbentuk tanpa warkat;
- b. Penyimpanan efek-efek dan aset berharga lainnya;
- c. Jasa kepada perusahaan yang berkaitan dengan hak-hak yang melekat pada efek-efek (*corporate action*);
- d. Jasa perwakilan pada rapat umum pemegang saham dan rapat umum pemegang obligasi;
- e. Jasa *sub-registry* untuk penyimpanan dan penyelesaian transaksi Obligasi Pemerintah dan Sertifikat Bank Indonesia;
- f. *Fund accounting*; dan
- g. Jasa unit *registry* untuk pengadministrasian produk reksadana dan *unit link*.

Aset yang terdapat dalam aktivitas *fiduciary* tidak termasuk dalam laporan keuangan konsolidasian ini. Jumlah komisi yang diterima dari pemberian jasa ini selama tahun yang berakhir 31 Desember 2017 adalah Rp 89.075 (2016: Rp 52.721; 2015: Rp 66.600).

59. RASIO KEWAJIBAN PENYEDIAAN MODAL MINIMUM (KPMM)

Rasio Kewajiban Penyediaan Modal Minimum (KPMM) adalah rasio modal Bank CIMB Niaga terhadap Aset Tertimbang Menurut Risiko (*Risk Weighted Assets/ RWA*). Berdasarkan peraturan Bank Indonesia jumlah modal untuk risiko kredit terdiri dari modal inti (Tier I) dan modal pelengkap (Tier II) dikurangi penyertaan pada Entitas Anak. Rasio KPMM (perusahaan induk) pada tanggal 31 Desember 2017, 2016, dan 2015 adalah:

**NOTES TO THE CONSOLIDATED FINANCIAL STATEMENTS
31 DECEMBER 2017, 2016, AND 2015
AND FOR THE YEARS ENDED
31 DECEMBER 2017, 2016, AND 2015**
(Expressed in millions of Rupiah, unless otherwise stated)

58. FIDUCIARY ACTIVITIES (continued)

Bank CIMB Niaga provides a full range of custodian services, such as:

- a. Settlement and transaction handling services of scriptless securities;
- b. Safekeeping of securities and other valuable assets;
- c. Corporate action services related to the rights on the securities;
- d. Proxy services for its customer's shareholders meetings and bondholder's meetings;
- e. Sub-registry services for safekeeping and settlement transactions of Government Bonds and Certificate of Bank Indonesia;
- f. Fund Accounting; and
- g. Unit registry service to manage mutual funds and unit link.

Assets that are held in a fiduciary activity are not included in these consolidated financial statements. Total fees received from these services for the year ended 31 December 2017 amounted to Rp 89,075 (2016: Rp 52,721; 2015: Rp 66,600).

59. CAPITAL ADEQUACY RATIO (CAR)

The Capital Adequacy Ratio (CAR) is the ratio of Bank CIMB Niaga's capital over its Risk Weighted Assets (RWA). Based on Bank Indonesia regulations, the total capital for credit risk consists of core capital (Tier I) and supplementary capital (Tier II) less investments in Subsidiary. The CAR (parent company) as at 31 December 2017, 2016, and 2015 were as follows:

**PT BANK CIMB NIAGA Tbk
DAN ENTITAS ANAK/AND SUBSIDIARY**

**CATATAN ATAS LAPORAN KEUANGAN KONSOLIDASIAN
31 DESEMBER 2017, 2016, DAN 2015
SERTA TAHUN-TAHUN YANG BERAKHIR
31 DESEMBER 2017, 2016, DAN 2015**
(Dinyatakan dalam jutaan Rupiah, kecuali dinyatakan lain)

**NOTES TO THE CONSOLIDATED FINANCIAL STATEMENTS
31 DECEMBER 2017, 2016, AND 2015
AND FOR THE YEARS ENDED
31 DECEMBER 2017, 2016, AND 2015**
(Expressed in millions of Rupiah, unless otherwise stated)

**59. RASIO KEWAJIBAN PENYEDIAAN MODAL MINIMUM
(KPMM) (lanjutan)**

59. CAPITAL ADEQUACY RATIO (CAR) (continued)

	<u>2017</u>	<u>2016</u>	<u>2015</u>	
Modal:				Capital:
Modal inti (tier 1)	35,064,737	32,046,376	27,319,830	Core capital (tier 1)
Modal pelengkap (tier 2)	2,448,733	2,669,326	3,771,687	Supplementary capital (tier 2)
	<u>37,513,470</u>	<u>34,715,702</u>	<u>31,091,517</u>	
Dikurangi:				Less:
Penyertaan pada Entitas Anak	<u>(778,821)</u>	<u>(778,821)</u>	<u>(788,295)</u>	Investments in Subsidiary
Jumlah modal	<u><u>36,734,649</u></u>	<u><u>33,936,881</u></u>	<u><u>30,303,222</u></u>	Total capital
Aset Tertimbang Menurut Risiko				Risk Weighted Assets
Dengan mempertimbangkan risiko kredit dan operasional	198,864,610	189,970,470	185,740,375	With credit and operational risk charge
Dengan mempertimbangkan risiko kredit, operasional, dan pasar	201,564,877	191,582,646	187,565,919	With credit, operational, and market risk charge
Rasio Kewajiban Penyediaan Modal Minimum:				Capital Adequacy Ratio:
Dengan mempertimbangkan risiko kredit dan operasional	18.47%	17.86%	16.31%	Including credit and operational risk
Dengan mempertimbangkan risiko kredit, operasional, dan pasar	18.22%	17.71%	16.16%	Including credit, operational, and market risk
Rasio Kewajiban Penyediaan Modal Minimum				Required Capital Adequacy Ratio
Rasio CET 1	17.01%	16.32%	14.15%	CET 1 Ratio
Rasio Tier 1	17.01%	16.32%	14.15%	Tier 1 Ratio
Rasio Tier 2	1.21%	1.39%	2.01%	Tier 2 Ratio
Capital Conservation Buffer	1.25%	0.63%	-	Capital Conservation Buffer
Countercyclical Buffer	0.00%	0.00%	-	Countercyclical Buffer
Capital Surcharge untuk D-SIB	0.50%	0.25%	-	D-SIB Capital Surcharge
Rasio Kewajiban Penyediaan Modal Minimum	9% - <10%	9% - <10%	9% - <10%	Required Capital Adequacy Ratio
Rasio CET 1 minimum yang diwajibkan	4.50%	4.50%	4.50%	Required minimum CET 1 Ratio
Rasio Tier 1 minimum yang diwajibkan	6.00%	6.00%	6.00%	Required minimum Tier 1 Ratio

Perhitungan Rasio Kewajiban Penyediaan Modal Minimum telah sesuai dengan Peraturan Otoritas Jasa Keuangan (OJK) Nomor 11/POJK.03/2016 tentang "Kewajiban Penyediaan Modal Minimum Bank Umum" yang berlaku sejak 2 Februari 2016 dan sebagaimana telah diubah dengan POJK Nomor 34/POJK.03/2016.

Calculation of Capital Adequacy Ratio in compliance with Financial Service Authority (FSA) Regulation No.11/POJK.03/2016 concerning "Minimum Capital Adequacy of Commercial Banks" which effective since 2 February 2016 as amended by POJK No.34/POJK.03/2016.

Rasio kewajiban penyediaan modal minimum Bank CIMB Niaga secara konsolidasian pada tanggal 31 Desember 2017 dengan memperhitungkan risiko kredit dan operasional adalah 18,85% (2016: 18,11%; 2015: 16,44%;) dan dengan memperhitungkan risiko kredit, operasional, dan pasar adalah 18,60% (2016: 17,96%; 2015: 16,28%).

Bank CIMB Niaga's minimum capital adequacy ratio on a consolidated basis as at 31 Desember 2017 after considering credit and operational risk is 18.85% (2016: 18.11%; 2015: 16.44%) and after considering credit, operational, and market risk is 18.60% (2016: 17.96%; 2015: 16.28%).

**PT BANK CIMB NIAGA Tbk
DAN ENTITAS ANAK/AND SUBSIDIARY**

**CATATAN ATAS LAPORAN KEUANGAN KONSOLIDASIAN
31 DESEMBER 2017, 2016, DAN 2015
SERTA TAHUN-TAHUN YANG BERAKHIR
31 DESEMBER 2017, 2016, DAN 2015**
(Dinyatakan dalam jutaan Rupiah, kecuali dinyatakan lain)

**NOTES TO THE CONSOLIDATED FINANCIAL STATEMENTS
31 DECEMBER 2017, 2016, AND 2015
AND FOR THE YEARS ENDED
31 DECEMBER 2017, 2016, AND 2015**
(Expressed in millions of Rupiah, unless otherwise stated)

59. RASIO KEWAJIBAN PENYEDIAAN MODAL MINIMUM (KPM) (lanjutan)

Unit Usaha Syariah

Pada tanggal 2 Februari 2006, BI mengeluarkan peraturan No. 8/7/PBI/2006 tentang "Perubahan atas PBI No. 7/13/PBI/2005 tentang Kewajiban Penyediaan Modal Minimum Bank Umum berdasarkan Prinsip Syariah" yang selanjutnya diperbaharui dengan Peraturan OJK (POJK) No.21/POJK.03/2014 tanggal 18 November 2014 tentang Kewajiban Penyediaan Modal Minimum Bank Umum Syariah yang berlaku sejak 1 Januari 2015 untuk Bank Umum Syariah. Berdasarkan PBI tersebut, Unit Usaha Syariah wajib menyediakan modal minimum sebesar 8% dari Aset Tertimbang Menurut Risiko dari kegiatan usaha berdasarkan prinsip Syariah. PBI ini berlaku sejak pelaporan bulan Desember 2005.

Dalam hal modal minimum Unit Usaha Syariah kurang dari 8% dari Aset Tertimbang Menurut Risiko, maka kantor pusat bank umum konvensional dari Unit Usaha Syariah wajib menambah kekurangan modal minimum sehingga mencapai 8% dari Aset Tertimbang Menurut Risiko. Risiko yang dimaksud adalah Risiko Kredit dan Risiko Pasar. Untuk memenuhi ketentuan peraturan BI ini, pada tanggal 29 Desember 2005, Unit Usaha Syariah Bank CIMB Niaga telah menambah penyertaan modalnya secara bertahap yaitu:

Tanggal	Jumlah/Amount	Date
30 September 2004	12,500	30 September 2004
11 November 2005	1,000	11 November 2005
29 Desember 2005	25,000	29 December 2005
20 September 2006	10,000	20 September 2006
27 Desember 2007	51,500	27 December 2007
17 Mei 2009	15,000	17 May 2009
22 Maret 2010	135,000	22 March 2010
30 Juni 2011	100,000	30 June 2011
9 Desember 2011	100,000	09 December 2011
31 Agustus 2012	150,000	31 August 2012
27 September 2012	150,000	27 September 2012
17 Desember 2012	100,000	17 December 2012
4 Juli 2013	50,000	04 July 2013
20 April 2017	400,000	20 April 2017
20 Juni 2017	200,000	20 June 2017
15 September 2017	150,000	15 September 2017
12 Desember 2017	100,000	12 December 2017
31 Desember 2017	600,000	31 December 2017
Jumlah	2,350,000	Total

Pada tanggal 31 Desember 2017, rasio KPM Unit Usaha Syariah Bank CIMB Niaga tanpa dan dengan memperhitungkan risiko pasar masing-masing adalah 18,32% dan 18,32% (2016: 12,09% dan 12,09%; 2015: 15,31% dan 15,31%).

59. CAPITAL ADEQUACY RATIO (CAR) (continued)

Sharia Business Unit

On 2 February 2006, BI issued a regulation No. 8/7/PBI/2006 concerning "Amendment of PBI No. 7/13/PBI/2005 concerning The Minimum Capital Adequacy Requirement for Commercial Banks based on Sharia Principles" which followed by FSA regulation No.21/POJK.03/2014 dated 18 November 2014 regarding Minimum Capital Requirement for Sharia Bank which effective since 1 January 2015 for Sharia Bank. Based on the regulation, Sharia Unit is required to set aside the minimum capital of 8% in respect of the Risk Weighted Assets of business based on Sharia principles. This BI regulation came into force since reporting period of December 2005.

If the minimum capital of a Sharia Unit is less than 8% of the Risk Weighted Assets, the head office of the conventional commercial bank hosting the Sharia Unit shall top up the shortfall in minimum capital to reach 8% of the Risk Weighted Assets. Risks as referred to in the regulation are Credit Risk and Market Risk. To comply with the aforementioned BI regulation, on 29 December 2005, Bank CIMB Niaga's sharia unit has increased its capital contribution with details as follows:

As at 31 December 2017, Bank CIMB Niaga Sharia Unit's CAR without and with market risk charge were 18.32% and 18.32%, respectively (2016: 12.09% and 12.09%; 2015: 15.31% and 15.31%).

**PT BANK CIMB NIAGA Tbk
DAN ENTITAS ANAK/AND SUBSIDIARY**

**CATATAN ATAS LAPORAN KEUANGAN KONSOLIDASIAN
31 DESEMBER 2017, 2016, DAN 2015
SERTA TAHUN-TAHUN YANG BERAKHIR
31 DESEMBER 2017, 2016, DAN 2015**
(Dinyatakan dalam jutaan Rupiah, kecuali dinyatakan lain)

**NOTES TO THE CONSOLIDATED FINANCIAL STATEMENTS
31 DECEMBER 2017, 2016, AND 2015
AND FOR THE YEARS ENDED
31 DECEMBER 2017, 2016, AND 2015**
(Expressed in millions of Rupiah, unless otherwise stated)

**59. RASIO KEWAJIBAN PENYEDIAAN MODAL MINIMUM
(KPMM) (lanjutan)**

Unit Usaha Syariah (lanjutan)

Sesuai dengan PBI No.8/7/PBI/2006 tentang Kewajiban Penyediaan Modal Minimum Bank Umum berdasarkan Prinsip Syariah dinyatakan hanya berlaku sampai dengan 31 Desember 2014 maka sejak tanggal 1 Januari 2015, Unit Usaha Syariah tidak lagi memiliki kewajiban untuk menyediakan modal minimum sesuai ketentuan ini. Perhitungan Kewajiban Penyediaan Modal Minimum Bank Umum berdasarkan Prinsip Syariah ini dilakukan hanya untuk kepentingan internal.

60. STANDAR AKUNTANSI BARU

Berikut ini adalah beberapa pengesahan amandemen, penyesuaian atas ISAK dan PSAK yang telah diterbitkan oleh Dewan Standar Akuntansi Keuangan Ikatan Akuntan Indonesia (DSAK-IAI) di tahun 2016 dan 2017, namun belum berlaku efektif untuk tahun buku yang dimulai pada atau setelah tanggal 31 Desember 2017, adalah sebagai berikut:

- PSAK 16: Aset Tetap. Agrikultur: Tanaman Produktif;
- PSAK 69: Agrikultur
- Amandemen PSAK 2: Laporan Arus Kas tentang Prakarsa Pengungkapan;
- Amandemen PSAK 46: Pajak Penghasilan tentang pengakuan Aset Paja Tanggungan untuk Rugi yang belum direalisasi;
- Amendemen PSAK 15: Investasi pada Entitas Asosiasi dan Ventura Bersama;
- Amandemen PSAK 67: Pengungkapan Kepentingan dalam Entitas lain;
- Amendemen PSAK 13: Properti Investasi;
- Amandemen PSAK 53: Pembayaran Berbasis Saham
- ISAK 33: Transaksi Valuta Asing dan Imbalan di Muka;
- PSAK 71: Instrumen Keuangan;
- PSAK 72: Pendapatan dari Kontrak dengan Pelanggan;
- Amandemen PSAK 62: Kontrak Asuransi – Menerapkan PSAK 71: Instrumen Keuangan;
- PSAK 73: Sewa

59. CAPITAL ADEQUACY RATIO (CAR) (continued)

Sharia Business Unit (continued)

In accordance with PBI 8/7/PBI/2006, CAR based on Sharia Principles only valid until 31 December 2014 and starting 1 January 2015, the Bank no longer has an obligation to provide CAR pursuant to this. The calculation of CAR Based on Sharia Principles is done only for internal purposes.

60. NEW PROSPECTIVE ACCOUNTING STANDARDS

The following are amendments, improvements and interpretations of IFAS and SFAS issued by the Financial Accounting Standard Board (DSAK-IAI) in 2016 and 2017, but not yet effective for the year started on or after 31 December 2017 are as follows:

- SFAS 16: Fixed Assets: Agriculture: Bearer Plants;
- SFAS 36: Agriculture
- Amendment of SFAS 2: Statements of Cash Flows – Initiative Disclosure;
- Amendment of SFAS 46: Income Taxes – Recognition of Deferred Tax Assets for Unrealised Losses;
- Amendment SFAS 15: Investment in Associates and Joint Ventures;
- Amendment SFAS 67: Disclosure of Interests in Other Entities;
- Amendment of SFAS 13: Investment Property;
- Amendment of SFAS 53: Share-Based Payment;
- ISFAS 33: Foreign Currency Transactions and Advance Considerations;
- SFAS 71: Financial Instruments;
- SFAS 72: Revenue from Contracts with Customers;
- Amendment of SFAS 62: Insurance Contract – Implementation of SFAS 71: Financial Instruments;
- SFAS 73: Leases

**PT BANK CIMB NIAGA Tbk
DAN ENTITAS ANAK/AND SUBSIDIARY**

**CATATAN ATAS LAPORAN KEUANGAN KONSOLIDASIAN
31 DESEMBER 2017, 2016, DAN 2015
SERTA TAHUN-TAHUN YANG BERAKHIR
31 DESEMBER 2017, 2016, DAN 2015**
(Dinyatakan dalam jutaan Rupiah, kecuali dinyatakan lain)

60. STANDAR AKUNTANSI BARU (lanjutan)

PSAK 16, PSAK 69, Amandemen PSAK 2, Amandemen PSAK 46, Amandemen PSAK 15, Amandemen PSAK 67, Amandemen PSAK 13, dan Amandemen PSAK 53 berlaku untuk tahun buku yang dimulai sejak 1 Januari 2018 dan penerapan dini diperkenankan.

ISAK 33 berlaku untuk tahun buku yang dimulai sejak 1 Januari 2019 dan penerapan dini diperkenankan.

PSAK 71, PSAK 72, PSAK 15, PSAK 67, dan Amandemen PSAK 62 berlaku untuk tahun buku yang dimulai sejak 1 Januari 2020 dan penerapan dini diperkenankan.

Pada saat penerbitan laporan keuangan konsolidasian, Bank dan Entitas Anak masih mempelajari dampak yang mungkin timbul dari penerapan standar baru dan revisi tersebut serta pengaruhnya pada laporan keuangan konsolidasian Bank.

61. PERJANJIAN-PERJANJIAN SIGNIFIKAN

Bank CIMB Niaga melakukan kerjasama dengan pihak lain dalam menjalankan aktivitas usahanya. Berikut perjanjian/perikatan penting dengan pihak ketiga:

1. Perjanjian Pengalihan atas Perjanjian Berlangganan Jasa Jaringan ATM Bersama tanggal 7 Januari 2002 dengan PT Artajasa Pembayaran Elektronik (Artajasa);
2. Perjanjian dengan PT Bursa Berjangka Jakarta (BBJ) tanggal 14 Desember 2000. Perjanjian dilakukan dalam rangka penempatan dana kompensasi yang dihimpun dari pialang berjangka anggota BBJ maupun sumber sah lainnya yang disetujui Badan Pengawas Perdagangan Berjangka Komoditi (Bappebti);
3. Perjanjian Kerjasama Pengembangan dan Penyelenggaraan Jasa *Internet Banking* tanggal 1 November 2006 dengan PT Pacific Communications Network (Pacomnet) dengan tujuan penyediaan aplikasi untuk transaksi perbankan internet. Dengan pihak yang sama (Pacomnet) pada 2 Juli 2002 terdapat perjanjian penyelenggaraan *SMS Mobile Banking* dengan pengembangan jasa perbankan melalui *mobile GSM*;

**NOTES TO THE CONSOLIDATED FINANCIAL STATEMENTS
31 DECEMBER 2017, 2016, AND 2015
AND FOR THE YEARS ENDED
31 DECEMBER 2017, 2016, AND 2015**
(Expressed in millions of Rupiah, unless otherwise stated)

**60. NEW PROSPECTIVE ACCOUNTING STANDARDS
(continued)**

SFAS 16, SFAS 69, Amendment of SFAS 2, Amendment of SFAS 46, Amendment of SFAS 15, Amendment of SFAS 67, Amendment of SFAS 13, and Amendment of SFAS 53 will become effective for annual period beginning 1 January 2018 and early implementation is permitted.

ISFAS 33 will become effective for annual period beginning 1 January 2019 and early implementation is permitted.

SFAS 71, SFAS 72, SFAS 15, SFAS 67, and Amendment of SFAS 62 will become effective for annual period beginning 1 January 2020 and early implementation is permitted.

As at the authorisation date of this consolidated financial statements, the Bank and Subsidiary is still evaluating the potential impact of these new and revised standards to the Bank's consolidated financial statements.

61. SIGNIFICANT AGREEMENTS

Bank CIMB Niaga enters into agreement with other parties in conducting their business activities. The followings are the significant agreements with third parties:

1. Agreement for Transferring of Subscription of ATM Bersama Network dated 7 January 2002 with PT Artajasa Pembayaran Elektronik (Artajasa);
2. Agreement with PT Bursa Berjangka Jakarta (BBJ) dated 14 December 2000. This agreement is for the pooling of funds from brokers and members of BBJ or other valid funds as approved by Commodity Futures Trading Regulatory Authority (Badan Pengawas Perdagangan Berjangka Komoditi or Bappebti);
3. Agreement for Developing and Implementing Internet Banking Service dated 1 November 2006 with PT Pacific Communications Network (Pacomnet) with the purpose of providing application for internet banking services. With the same party (Pacomnet), on 2 July 2002, there was an agreement to provide SMS Mobile Banking with developing banking services through mobile GSM;

**PT BANK CIMB NIAGA Tbk
DAN ENTITAS ANAK/AND SUBSIDIARY**

**CATATAN ATAS LAPORAN KEUANGAN KONSOLIDASIAN
31 DESEMBER 2017, 2016, DAN 2015
SERTA TAHUN-TAHUN YANG BERAKHIR
31 DESEMBER 2017, 2016, DAN 2015**
(Dinyatakan dalam jutaan Rupiah, kecuali dinyatakan lain)

**NOTES TO THE CONSOLIDATED FINANCIAL STATEMENTS
31 DECEMBER 2017, 2016, AND 2015
AND FOR THE YEARS ENDED
31 DECEMBER 2017, 2016, AND 2015**
(Expressed in millions of Rupiah, unless otherwise stated)

61. PERJANJIAN-PERJANJIAN SIGNIFIKAN (lanjutan)

4. Perjanjian berkaitan dengan kartu kredit dan ATM yaitu *VISA International Service Association Program Security Agreement Letter of Credit* tanggal 9 Oktober 2001 dengan pihak *Visa International Service Association (VISA)*;
5. Perjanjian Lisensi Keanggotaan Kartu Master dengan *Mastercard International Incorporated* tanggal 9 Juli 1996;
6. Perjanjian Induk dengan PT Silverlake Informatikatama tanggal 15 November 1996 dengan amandemen terakhir tanggal 18 November 2009 dalam rangka lisensi perangkat lunak untuk berbagai aplikasi;
7. Perjanjian dengan Silverlake Axis MSC Sdn Bhd dalam rangka transisi *Core Banking System (1P)* tanggal 19 September 2014;
8. Pada tanggal 7 April 2008, Bank CIMB Niaga menandatangani perjanjian sewa dengan PT Niaga Manajemen Citra untuk bangunan yang berlokasi di Gedung Griya Niaga 2, Jl. Wahid Hasyim Blok B.4 No.3, Bintaro Jaya Sektor VII Tangerang selama 29 (dua puluh sembilan) tahun. Total uang sewa selama jangka waktu sewa adalah Rp 181.000 yang akan dibayarkan dalam 11 (sebelas) tahap pembayaran. Pembayaran tahap pertama sebesar Rp 5.650 dibayarkan pada 27 Maret 2007 dan pembayaran tahap terakhir dibayar pada Januari 2009. Pada tanggal 30 Oktober 1997, Bank CIMB Niaga menandatangani perjanjian sewa dengan PT Niaga Manajemen Citra untuk bangunan yang berlokasi di Gedung Griya Niaga 1, Jl. Wahid Hasyim Blok B.4 No. 3, Bintaro Jaya Sektor VII Tangerang selama 15 (lima belas) tahun sampai dengan 29 Oktober 2012 dan telah diperpanjang sampai dengan 31 Desember 2017. Pembayaran sewa pada masa yang akan datang sesuai dengan perjanjian sewa di atas adalah sebesar Rp 478 per bulan. Pada tanggal 15 Januari 2018, Bank CIMB Niaga telah menandatangani perpanjangan perjanjian sewa dengan PT Niaga Manajemen Citra dengan jangka waktu sewa hingga 31 Desember 2022. Pembayaran sewa pada tahun 2018 adalah Rp 115.411 (dalam rupiah penuh) per m² per bulan dan pada tahun 2019 hingga 2022 sebesar Rp 121.300 (dalam rupiah penuh) per m² per bulan;

61. SIGNIFICANT AGREEMENTS (continued)

4. *Agreement related with credit cards and ATM named VISA International Service Association Program Security Agreement of Letter of Credit dated 9 October 2001 with Visa International Service Association (VISA);*
5. *License Agreement Master Card Membership with Mastercard International Incorporated dated 9 July 1996;*
6. *Master Service Agreement with PT Silverlake Informatikatama dated 15 November 1996 with the latest amendment dated 18 November 2009 for the purpose of software licensing on various applications;*
7. *Agreement with Silverlake Axis MSC Sdn Bhd for transition of Core Banking System (1P) dated 19 September 2014;*
8. *On 7 April 2008, Bank CIMB Niaga entered into an office space lease agreement with PT Niaga Manajemen Citra for building which located at Griya Niaga 2 Building, Jl. Wahid Hasyim Blok B.4 No.3, Bintaro Jaya Sector VII Tangerang for 29 (twenty nine) years. Rental fees for this rent amounted to Rp 181,000 which paid in 11 (eleven) payment term. The first term amounted to Rp 5,650 already paid on 27 March 2007 and the latest payment paid in January 2009. On 30 October 1997, Bank CIMB Niaga entered into an office space lease agreement with PT Niaga Manajemen Citra for building which located at Griya Niaga 1 Building, Jl. Wahid Hasyim Blok B.4 No. 3, Bintaro Jaya Sector VII Tangerang for 15 (fifteen) years up to 29 October 2012 and has been extended again until 31 December 2017. Future rental commitments under the above lease agreement amounted to Rp 478 per month. On 15 January 2018, Bank CIMB Niaga has signed the extension of lease agreement with PT Niaga Manajemen Citra with lease term until 31 December 2022. Lease fees for 2018 is amounted to Rp 115,411 (in full amount) per m² per month and for 2019 until 2022 is amounted to Rp 121,300 (in full amount) per m² per month;*

**PT BANK CIMB NIAGA Tbk
DAN ENTITAS ANAK/AND SUBSIDIARY**

**CATATAN ATAS LAPORAN KEUANGAN KONSOLIDASIAN
31 DESEMBER 2017, 2016, DAN 2015
SERTA TAHUN-TAHUN YANG BERAKHIR
31 DESEMBER 2017, 2016, DAN 2015**
(Dinyatakan dalam jutaan Rupiah, kecuali dinyatakan lain)

**NOTES TO THE CONSOLIDATED FINANCIAL STATEMENTS
31 DECEMBER 2017, 2016, AND 2015
AND FOR THE YEARS ENDED
31 DECEMBER 2017, 2016, AND 2015**
(Expressed in millions of Rupiah, unless otherwise stated)

61. PERJANJIAN-PERJANJIAN SIGNIFIKAN (lanjutan)

61. SIGNIFICANT AGREEMENTS (continued)

9. Bank CIMB Niaga menandatangani perjanjian kerjasama dengan PT Infomedia Nusantara untuk penyelenggaraan jasa call center atau pusat layanan informasi bagi nasabah Bank CIMB Niaga mengenai informasi layanan Bank CIMB Niaga. Perjanjian kerjasama ini berlaku sampai dengan tanggal 30 Juni 2013 dan telah diperpanjang kembali sampai tanggal 30 November 2016. Pada tanggal 28 November 2017, Bank CIMB Niaga menandatangani perjanjian kerjasama dengan PT Infomedia Nusantara untuk penyelenggaraan jasa *contact center* bagi nasabah mengenai transaksi perbankan dan produk dari Bank CIMB Niaga. Perjanjian kerjasama ini berlaku sampai dengan tanggal 30 November 2017 untuk lokasi Gajah Mada dan tanggal 30 Juli 2017 untuk lokasi Kedoya (meskipun perjanjian ini ditandatangani sebelum maupun sesudah tanggal penandatanganan perjanjian). Hingga saat ini perjanjian kerjasama tersebut masih dalam proses perpanjangan kembali;
 10. Pada tanggal 30 Desember 2014, Bank CIMB Niaga menandatangani perjanjian pengikatan sewa-menyewa dengan PT Star Pacific Tbk untuk bangunan yang berlokasi di Menara CIMB Niaga, Jl. Boulevard Diponegoro No. 101, Kelurahan Kelapa Dua, Kecamatan Curug, Tangerang dengan masa sewa sampai dengan 28 Februari 2020. Total uang sewa yang dibayarkan bervariasi dari Rp 80.000/m² sampai dengan Rp 220.000/m² (nilai penuh) yang dibayarkan setiap 3 (tiga) bulan dan dibayar dimuka. Bank CIMB Niaga dan PT Star Pacific juga sepakat bahwa uang sewa tidak akan mengalami perubahan selama masa sewa;
 11. Pada bulan Maret 2016, Bank CIMB Niaga menandatangani perjanjian *bancassurance* dengan PT Sunlife Financial Indonesia untuk menjual produk asuransi Sun Life melalui jaringan distribusi Bank. Perjanjian kerjasama ini berlaku sampai dengan tanggal 12 April 2033;
 12. Pada bulan Desember 2016, Bank CIMB Niaga menandatangani perjanjian *bancassurance* dengan PT CIMB Niaga Auto Finance, PT Sampo Insurance Indonesia dan Sampo Japan Nipponkoa Insurance Inc. untuk menjual produk asuransi Sampo melalui jaringan distribusi Bank. Perjanjian kerjasama ini berlaku sampai dengan tanggal 31 Desember 2035.
9. Bank CIMB Niaga entered into an agreement with PT Infomedia Nusantara whereby PT Infomedia Nusantara agreed to conduct call center service or information service center for the customers of Bank CIMB Niaga with regards to Bank CIMB Niaga's information service. The agreement valid up to 30 June 2013 and had been extended until 30 November 2016. On 28 November 2017, Bank CIMB Niaga entered into an agreement with PT Infomedia Nusantara whereby PT Infomedia Nusantara agreed to conduct contact center for customers with regards to Bank CIMB Niaga's banking transaction and products. The agreement is valid up to 30 November 2017 for Gajah Mada branch and 30 July 2017 for Kedoya branch (eventhough this agreeemnt is signed before or after the signed date). This agreement currently is still in process of extending the agreement;
 10. On 30 December 2014, Bank CIMB Niaga entered into lease agreement with PT Star Pacific Tbk for building which located at CIMB Niaga Tower, Jl. Boulevard Diponegoro No. 101, Kelapa Dua Sub District, Curug District, Tangerang up to 28 February 2020. Rental fees paid for this rent is ranging between Rp 80,000/m² up to Rp 220,000/m² (full amount) which is to be paid for every 3 (three) months and paid upfront. Bank CIMB Niaga and PT Star Pacific also agreed that the rental fees will not change during rental period;
 11. In March 2016, Bank CIMB Niaga entered into bancassurance agreement with PT Sunlife Financial Indonesia to sell Sun Life's insurance products through the Bank distribution channel. The agreement valid up to 12 April 2033;
 12. In December 2016, Bank CIMB Niaga entered into bancassurance agreement with PT CIMB Niaga Auto Finance, PT Sampo Insurance Indonesia and Sampo Japan Nipponkoa Insurance Inc. to sell Sampo's insurance products through the Bank distribution channel. The agreement valid up to 31 December 2035.

**PT BANK CIMB NIAGA Tbk
DAN ENTITAS ANAK/AND SUBSIDIARY**

**CATATAN ATAS LAPORAN KEUANGAN KONSOLIDASIAN
31 DESEMBER 2017, 2016, DAN 2015
SERTA TAHUN-TAHUN YANG BERAKHIR
31 DESEMBER 2017, 2016, DAN 2015**
(Dinyatakan dalam jutaan Rupiah, kecuali dinyatakan lain)

**NOTES TO THE CONSOLIDATED FINANCIAL STATEMENTS
31 DECEMBER 2017, 2016, AND 2015
AND FOR THE YEARS ENDED
31 DECEMBER 2017, 2016, AND 2015**
(Expressed in millions of Rupiah, unless otherwise stated)

62. INFORMASI TAMBAHAN

Sesuai dengan Surat dari BI No. 10/57/DpG/DPbS tanggal 27 Mei 2008 perihal "Penyeragaman Nama Produk dan Jasa Perbankan Syariah", mulai bulan September 2008, semua produk/jasa perbankan Syariah diseragamkan menjadi Islamic Banking (iB).

Informasi keuangan unit usaha Syariah pada tanggal 31 Desember 2017, 2016, dan 2015 serta untuk tahun yang berakhir 31 Desember 2017, 2016, dan 2015 adalah:

62. ADDITIONAL INFORMATION

In accordance with Letter from BI No. 10/57/DpG/DPbS dated 27 May 2008 regarding "Harmonisation of Sharia Banking Products and Services", starting September 2008, all Sharia banking products/services are harmonised as Islamic Banking (iB).

Financial information of Sharia business unit as at 31 December 2017, 2016, and 2015 and for the years ended 31 December 2017, 2016, and 2015 are as follows:

LAPORAN POSISI KEUANGAN	2017	2016	2015	STATEMENTS OF FINANCIAL POSITION
ASET				ASSETS
K a s	24,810	35,227	39,214	Cash
Penempatan pada Bank Indonesia	4,653,980	1,931,853	1,216,013	Placements with Bank Indonesia
Surat berharga yang dimiliki	1,753,148	707,633	667,198	Sharia marketable securities
Pembiayaan berbasis piutang	5,006,894	6,170,641	6,750,159	Receivables based financing
Pembiayaan bagi hasil	11,183,901	3,989,758	475,893	Profit sharing financing
Pembiayaan sewa	503,741	45,374	58,363	Lease receivable
Cadangan kerugian penurunan nilai aset produktif -/				Allowance for impairment losses on earning assets -/
a. Individual	(37,375)	(353)	(18,713)	a. Individual
b. Kolektif	(224,061)	(229,473)	(221,827)	b. Collective
Aset tetap dan inventaris	8,835	9,868	8,361	Fixed assets and properties
Aset nonproduktif	52,919	27,668	8,909	Non-earning assets
Aset lain-lain	715,833	91,582	122,774	Other assets
JUMLAH ASET	23,642,625	12,779,778	9,106,344	TOTAL ASSETS
LIABILITAS DAN EKUITAS				LIABILITIES AND EQUITY
Dana simpanan wadiah	3,761,148	3,107,951	2,381,118	Wadiah deposits
Dana investasi <i>non profit</i> sharing	16,146,810	7,520,825	5,203,500	Non-profit sharing investment funds
Liabilitas kepada bank lain	56,903	85,973	39,289	Obligations to other banks
Surat berharga yang diterbitkan	825,000	550,000	55,000	Marketable securities issued
Liabilitas lainnya	147,758	66,520	55,355	Other obligations
Dana usaha	2,215,331	1,143,082	609,983	Operating funds
Saldo laba	489,675	305,427	762,099	Retained earnings
JUMLAH LIABILITAS DAN EKUITAS	23,642,625	12,779,778	9,106,344	TOTAL LIABILITIES AND EQUITY

**PT BANK CIMB NIAGA Tbk
DAN ENTITAS ANAK/AND SUBSIDIARY**

**CATATAN ATAS LAPORAN KEUANGAN KONSOLIDASIAN
31 DESEMBER 2017, 2016, DAN 2015
SERTA TAHUN-TAHUN YANG BERAKHIR
31 DESEMBER 2017, 2016, DAN 2015**
(Dinyatakan dalam jutaan Rupiah, kecuali dinyatakan lain)

**NOTES TO THE CONSOLIDATED FINANCIAL STATEMENTS
31 DECEMBER 2017, 2016, AND 2015
AND FOR THE YEARS ENDED
31 DECEMBER 2017, 2016, AND 2015**
(Expressed in millions of Rupiah, unless otherwise stated)

62. INFORMASI TAMBAHAN (lanjutan)

62. ADDITIONAL INFORMATION (continued)

Informasi keuangan unit usaha Syariah pada tanggal 31 Desember 2017, 2016, dan 2015 serta untuk tahun yang berakhir 31 Desember 2017, 2016, dan 2015 adalah (lanjutan):

Financial information of Sharia business unit as at 31 December 2017, 2016, and 2015 and for the years ended 31 December 2017, 2016, and 2015 are as follows (continued):

LAPORAN LABA RUGI	2017	2016	2015	STATEMENTS OF INCOME
Pendapatan operasional	1,298,348	880,705	827,714	Operating income
Pendapatan yang dibagihasilkan	(609,365)	(359,154)	(373,780)	Revenue sharing distribution
Pendapatan setelah distribusi bagi hasil	688,983	521,551	453,934	Income after revenue sharing distribution
Jumlah beban operasional lainnya	(212,592)	(229,770)	(306,619)	Total other operating expenses
Laba operasional - bersih	476,391	291,781	147,315	Operating income - net
Pendapatan non-operasional - bersih	13,284	13,646	(32,281)	Non-operating income - net
Laba bersih	489,675	305,427	115,034	Net income

Termasuk dalam pembiayaan berbasis piutang, pembiayaan bagi hasil dan pembiayaan sewa pada tanggal 31 Desember 2017 adalah penempatan pada bank lain sebesar Rp 139.953 (2016: Rp 45.311; 2015: Rp 33.878).

Included in receivables based financing, profit sharing financing and lease receivables at 31 December 2017 is placement with other banks amounted to Rp 139,953 (2016: Rp 45,311; 2015: Rp 33,878).

**PT BANK CIMB NIAGA Tbk
DAN ENTITAS ANAK/AND SUBSIDIARY**

**CATATAN ATAS LAPORAN KEUANGAN KONSOLIDASIAN
31 DESEMBER 2017, 2016, DAN 2015
SERTA TAHUN-TAHUN YANG BERAKHIR
31 DESEMBER 2017, 2016, DAN 2015**
(Dinyatakan dalam jutaan Rupiah, kecuali dinyatakan lain)

**NOTES TO THE CONSOLIDATED FINANCIAL STATEMENTS
31 DECEMBER 2017, 2016, AND 2015
AND FOR THE YEARS ENDED
31 DECEMBER 2017, 2016, AND 2015**
(Expressed in millions of Rupiah, unless otherwise stated)

63. NILAI TERCATAT INSTRUMEN KEUANGAN

63. THE CARRYING AMOUNT OF FINANCIAL INSTRUMENTS

Berikut ini adalah nilai tercatat instrumen keuangan Bank CIMB Niaga pada tanggal 31 Desember 2017, 2016, dan 2015:

The carrying amount of Bank CIMB Niaga's financial instruments as at 31 December 2017, 2016, and 2015 are as follows:

	2017	2016	2015	
ASET KEUANGAN				FINANCIAL ASSETS
Kas	3,895,997	3,261,730	4,240,006	Cash
Giro pada Bank Indonesia	11,522,696	13,345,736	14,605,403	Current accounts with Bank Indonesia
Giro pada bank lain - bersih	3,574,267	1,624,152	2,348,027	Current accounts with other banks - net
Penempatan pada bank lain dan Bank Indonesia				Placements with other banks and Bank Indonesia
Nominal - bersih	13,314,199	4,424,305	5,883,668	Nominal - net
Pendapatan yang masih harus diterima	502	112	422	Accrued income
Jumlah tercatat	13,314,701	4,424,417	5,884,090	Carrying amount
Efek-efek				Marketable securities
Nominal - bersih	13,442,054	9,344,227	9,821,623	Nominal - net
Pendapatan bunga yang masih akan diterima	71,955	61,184	64,333	Accrued interest income
Jumlah tercatat	13,514,009	9,405,411	9,885,956	Carrying amount
Obligasi pemerintah				Government Bonds
Nominal - bersih	24,971,486	18,184,132	16,049,893	Nominal - net
Pendapatan bunga yang masih akan diterima	259,006	280,969	220,482	Accrued income
Jumlah tercatat	25,230,492	18,465,101	16,270,375	Carrying amount
Efek-efek yang dibeli dengan janji dijual kembali				Securities purchased under resale agreements
Nominal - bersih	-	542,956	174,552	Nominal - net
Pendapatan bunga yang masih akan diterima	-	2,111	527	Accrued interest income
Jumlah tercatat	-	545,067	175,079	Carrying amount
Tagihan derivatif - bersih	280,293	484,602	595,554	Derivative receivables - net
Kredit yang diberikan				Loans
Nominal - bersih	174,421,016	165,923,435	163,682,732	Nominal - net
Pendapatan bunga yang masih akan diterima	857,147	940,476	1,074,713	Accrued interest income
Jumlah tercatat	175,278,163	166,863,911	164,757,445	Carrying amount
Piutang pembiayaan konsumen - bersih	3,386,750	6,059,924	6,276,106	Consumer financing receivables - net
Piutang sewa pembiayaan - bersih	10,936	51,981	157,683	Financing lease receivables - net
Tagihan akseptasi - bersih	4,184,965	4,488,511	4,251,849	Acceptance receivables - net
Penyertaan - bersih	3,659	3,574	13,048	Investments - net
Pendapatan bunga yang masih akan diterima	3,025	36,080	23,413	Accrued interest income
Aset lain-lain - bersih	1,611,640	1,907,626	1,253,694	Other assets - net
Jumlah Aset Keuangan	255,811,593	230,967,823	230,737,728	Total Financial Assets

**PT BANK CIMB NIAGA Tbk
DAN ENTITAS ANAK/AND SUBSIDIARY**

**CATATAN ATAS LAPORAN KEUANGAN KONSOLIDASIAN
31 DESEMBER 2017, 2016, DAN 2015
SERTA TAHUN-TAHUN YANG BERAKHIR
31 DESEMBER 2017, 2016, DAN 2015**
(Dinyatakan dalam jutaan Rupiah, kecuali dinyatakan lain)

**NOTES TO THE CONSOLIDATED FINANCIAL STATEMENTS
31 DECEMBER 2017, 2016, AND 2015
AND FOR THE YEARS ENDED
31 DECEMBER 2017, 2016, AND 2015**
(Expressed in millions of Rupiah, unless otherwise stated)

63. NILAI TERCATAT INSTRUMEN KEUANGAN (lanjutan)

63. THE CARRYING AMOUNT OF FINANCIAL INSTRUMENTS (continued)

Berikut ini adalah nilai tercatat instrumen keuangan Bank CIMB Niaga pada tanggal 31 Desember 2017, 2016, dan 2015: (lanjutan)

The carrying amount of Bank CIMB Niaga's financial instruments as at 31 December 2017, 2016, and 2015 are as follows: (continued)

	2017	2016	2015	
LIABILITAS KEUANGAN				FINANCIAL LIABILITIES
Liabilitas segera	1,946,166	1,954,804	786,132	Obligations due immediately
Simpanan dari nasabah				Deposits from customers
Nominal	189,317,196	180,571,134	178,533,077	Nominal
Bunga yang masih harus dibayar	477,672	528,520	612,008	Accrued interest
Jumlah tercatat	189,794,868	181,099,654	179,145,085	Carrying amount
Simpanan dari bank lain				Deposits from other banks
Nominal	6,884,335	4,557,473	5,654,410	Nominal
Bunga yang masih harus dibayar	3,249	1,165	334	Accrued interest
Jumlah tercatat	6,887,584	4,558,638	5,654,744	Carrying amount
Efek-efek yang dijual dengan janji dibeli kembali				Securities sold under repurchase agreement
Nominal	9,378,703	169,634	1,996,167	Nominal
Bunga yang masih harus dibayar	-	-	-	Accrued interest
Jumlah tercatat	9,378,703	169,634	1,996,167	Carrying amount
Liabilitas derivatif	110,823	362,917	888,704	Derivative payables
Liabilitas akseptasi	4,184,965	4,077,182	4,190,087	Acceptance payables
Efek-efek yang diterbitkan				Marketable securities issued
Nominal	5,403,613	3,237,704	4,476,921	Nominal
Bunga yang masih harus dibayar	56,308	39,517	32,929	Accrued interest
Jumlah tercatat	5,459,921	3,277,221	4,509,850	Carrying amount
Pinjaman yang diterima				Borrowings
Nominal	5,809,723	5,436,073	6,684,630	Nominal
Bunga yang masih harus dibayar	25,783	27,603	35,301	Accrued interest
Jumlah tercatat	5,835,506	5,463,676	6,719,931	Carrying amount
Pinjaman subordinasi				Subordinated loans
Nominal	1,596,772	2,979,566	2,969,774	Nominal
Bunga yang masih harus dibayar	3,858	39,811	39,811	Accrued interest
Jumlah tercatat	1,600,630	3,019,377	3,009,585	Carrying amount
Beban yang masih harus dibayar dan liabilitas lain-lain	570,505	587,293	527,493	Accruals and other liabilities
Jumlah Liabilitas Keuangan	225,769,671	204,570,396	207,427,778	Total Financial Liabilities

**PT BANK CIMB NIAGA Tbk
DAN ENTITAS ANAK/AND SUBSIDIARY**

**CATATAN ATAS LAPORAN KEUANGAN KONSOLIDASIAN
31 DESEMBER 2017, 2016, DAN 2015
SERTA TAHUN-TAHUN YANG BERAKHIR
31 DESEMBER 2017, 2016, DAN 2015**
(Dinyatakan dalam jutaan Rupiah, kecuali dinyatakan lain)

64. SALING HAPUS

Pada tanggal 31 Desember 2017, 2016, dan 2015 tidak terdapat aset dan liabilitas keuangan yang saling hapus pada laporan posisi keuangan konsolidasian.

Bank memiliki kredit yang diberikan yang dijamin dengan jaminan tunai (Catatan 12k), yang menjadi subyek untuk memenuhi *netting arrangements* dan perjanjian serupa, yang tidak saling hapus pada laporan posisi keuangan.

65. INFORMASI KEUANGAN TAMBAHAN

Bank menerbitkan laporan keuangan konsolidasian yang merupakan laporan keuangan utama. Informasi keuangan tambahan PT Bank CIMB Niaga Tbk (Entitas Induk) ini, dimana investasi pada Entitas Anak dicatat dengan metode harga perolehan, disajikan untuk dapat menganalisis hasil usaha entitas induk saja. Informasi keuangan tambahan PT Bank CIMB Niaga Tbk (Entitas Induk) (halaman 5/252 – 5/262) berikut ini harus dibaca bersamaan dengan laporan keuangan konsolidasian PT Bank CIMB Niaga Tbk dan Entitas Anak.

**NOTES TO THE CONSOLIDATED FINANCIAL STATEMENTS
31 DECEMBER 2017, 2016, AND 2015
AND FOR THE YEARS ENDED
31 DECEMBER 2017, 2016, AND 2015**
(Expressed in millions of Rupiah, unless otherwise stated)

64. OFFSETTING

As at 31 December 2017, 2016, and 2015 there is no financial assets and liabilities that are subject to offsetting in the consolidated statement of financial position.

The bank has loans collateralised by cash collateral (Note 12k), which are subject to enforceable netting arrangements and similar agreements that are not set off in the statements of financial position.

65. SUPPLEMENTARY FINANCIAL INFORMATION

The Bank published the consolidated financial statements as its primary financial statements. The supplementary financial information of PT Bank CIMB Niaga Tbk (Parent Entity) which account for investments in Subsidiary using the cost method, have been prepared in order that the parent entity's results of operations can be analysed. The following supplementary financial information of PT Bank CIMB Niaga Tbk (Parent Entity) (pages 5/252 – 5/262) should be read in conjunction with the consolidated financial statements of PT Bank CIMB Niaga Tbk and Subsidiary.

INFORMASI KEUANGAN TAMBAHAN/SUPPLEMENTARY FINANCIAL INFORMATION

**PT BANK CIMB NIAGA Tbk
ENTITAS INDUK/PARENT COMPANY**

**LAPORAN POSISI KEUANGAN
31 DESEMBER 2017, 2016, DAN 2015**

(Dinyatakan dalam jutaan Rupiah, kecuali dinyatakan lain)

**STATEMENTS OF FINANCIAL POSITION
31 DECEMBER 2017, 2016, AND 2015**

(Expressed in millions of Rupiah, unless otherwise stated)

ASET	2017	2016	2015	ASSETS
K a s	3,889,241	3,261,444	4,230,258	Cash
Giro pada Bank Indonesia	11,522,696	13,345,736	14,605,403	Current accounts with Bank Indonesia
Giro pada bank lain	3,529,272	1,536,869	2,277,504	Current accounts with other banks
Dikurangi: Cadangan kerugian penurunan nilai	-	-	-	Less: Allowance for impairment losses
	<u>3,529,272</u>	<u>1,536,869</u>	<u>2,277,504</u>	
Penempatan pada bank lain dan Bank Indonesia	13,323,713	4,436,233	5,898,585	Placement with other banks and Bank Indonesia
Dikurangi: Cadangan kerugian penurunan nilai	(9,514)	(11,928)	(14,917)	Less: Allowance for impairment losses
	<u>13,314,199</u>	<u>4,424,305</u>	<u>5,883,668</u>	
Efek-efek	13,480,610	9,380,140	9,859,144	Marketable securities
Dikurangi: Cadangan kerugian penurunan nilai	(38,556)	(35,913)	(37,521)	Less: Allowance for impairment losses
	<u>13,442,054</u>	<u>9,344,227</u>	<u>9,821,623</u>	
Obligasi Pemerintah	24,971,486	18,184,132	16,049,893	Government Bonds
Efek-efek yang dibeli dengan janji dijual kembali	-	542,956	174,552	Securities purchased under resale agreements
Tagihan derivatif	280,293	484,602	595,554	Derivative receivables
Kredit yang diberikan				Loans
Pihak berelasi	1,156,098	1,433,534	1,341,780	Related parties
Pihak ketiga	181,138,023	173,372,946	170,588,608	Third parties
	<u>182,294,121</u>	<u>174,806,480</u>	<u>171,930,388</u>	
Dikurangi: Cadangan kerugian penurunan nilai	(6,984,706)	(7,664,256)	(7,050,246)	Less: Allowance for impairment losses
Jumlah kredit yang diberikan	<u>175,309,415</u>	<u>167,142,224</u>	<u>164,880,142</u>	Total loans
Tagihan akseptasi	4,184,965	4,488,511	4,251,849	Acceptance receivables
Dikurangi: Cadangan kerugian penurunan nilai	-	-	-	Less: Allowance for impairment losses
	<u>4,184,965</u>	<u>4,488,511</u>	<u>4,251,849</u>	

INFORMASI KEUANGAN TAMBAHAN/SUPPLEMENTARY FINANCIAL INFORMATION

**PT BANK CIMB NIAGA Tbk
ENTITAS INDUK/PARENT COMPANY**

**LAPORAN POSISI KEUANGAN
31 DESEMBER 2017, 2016, DAN 2015**

(Dinyatakan dalam jutaan Rupiah, kecuali dinyatakan lain)

**STATEMENTS OF FINANCIAL POSITION
31 DECEMBER 2017, 2016, AND 2015**

(Expressed in millions of Rupiah, unless otherwise stated)

	<u>2017</u>	<u>2016</u>	<u>2015</u>	
ASET (lanjutan)				ASSETS (continued)
Penyertaan	783,285	783,285	792,759	<i>Investments</i>
Dikurangi: Cadangan kerugian penurunan nilai	(805)	(890)	(890)	<i>Less: Allowance for impairment losses</i>
	<u>782,480</u>	<u>782,395</u>	<u>791,869</u>	
Aset Tetap	7,534,135	7,400,594	4,362,647	<i>Fixed Assets</i>
Dikurangi: Akumulasi penyusutan	(2,422,566)	(2,144,903)	(2,354,907)	<i>Less: Accumulated depreciation</i>
	<u>5,111,569</u>	<u>5,255,691</u>	<u>2,007,740</u>	
Aset tidak berwujud	2,533,378	2,260,824	1,924,778	<i>Intangible assets</i>
Dikurangi: Akumulasi penyusutan	(997,191)	(783,872)	(591,051)	<i>Less: Accumulated depreciation</i>
	<u>1,536,187</u>	<u>1,476,952</u>	<u>1,333,727</u>	
Aset yang diambil alih	468,945	638,208	894,659	<i>Foreclosed assets</i>
Dikurangi: Cadangan kerugian penurunan nilai	(85,365)	(174,801)	-	<i>Less: Allowance for impairment losses</i>
	<u>383,580</u>	<u>463,407</u>	<u>894,659</u>	
Uang muka pajak	1,563,167	1,361,995	989,037	<i>Prepaid taxes</i>
Aset pajak tangguhan - bersih	151,220	272,968	452,051	<i>Deferred tax assets - net</i>
Pendapatan bunga yang masih akan diterima	1,195,420	1,325,842	1,386,752	<i>Accrued interest income</i>
Beban dibayar dimuka	1,316,205	1,297,119	1,249,465	<i>Prepaid expenses</i>
Aset Lain-lain	2,116,602	2,400,176	1,799,702	<i>Other Assets</i>
Dikurangi: Cadangan kerugian penurunan nilai	(439,270)	(439,061)	(439,501)	<i>Less: Allowance for impairment losses</i>
	<u>1,677,332</u>	<u>1,961,115</u>	<u>1,360,201</u>	
JUMLAH ASET	<u>264,160,781</u>	<u>236,952,490</u>	<u>233,235,947</u>	TOTAL ASSETS

INFORMASI KEUANGAN TAMBAHAN/SUPPLEMENTARY FINANCIAL INFORMATION

**PT BANK CIMB NIAGA Tbk
ENTITAS INDUK/PARENT COMPANY**

**LAPORAN POSISI KEUANGAN
31 DESEMBER 2017, 2016, DAN 2015**

(Dinyatakan dalam jutaan Rupiah, kecuali dinyatakan lain)

**STATEMENTS OF FINANCIAL POSITION
31 DECEMBER 2017, 2016, AND 2015**

(Expressed in millions of Rupiah, unless otherwise stated)

	2017	2016	2015	
LIABILITAS DAN EKUITAS				LIABILITIES AND EQUITY
LIABILITAS				LIABILITIES
Liabilitas segera	1,946,166	1,954,804	786,132	<i>Obligations due immediately</i>
Simpanan dari nasabah				<i>Deposits from customers</i>
Giro				<i>Demand deposits</i>
Pihak berelasi	165,310	138,358	629,132	<i>Related parties</i>
Pihak ketiga	49,253,746	44,549,118	39,939,285	<i>Third parties</i>
	49,419,056	44,687,476	40,568,417	
Tabungan				<i>Saving deposits</i>
Pihak berelasi	63,137	66,270	59,123	<i>Related parties</i>
Pihak ketiga	50,151,135	47,144,354	43,063,990	<i>Third parties</i>
	50,214,272	47,210,624	43,123,113	
Deposito				<i>Time deposits</i>
Pihak berelasi	73,431	88,768	155,132	<i>Related parties</i>
Pihak ketiga	89,748,470	88,673,762	94,811,229	<i>Third parties</i>
	89,821,901	88,762,530	94,966,361	
Jumlah simpanan nasabah	189,455,229	180,660,630	178,657,891	<i>Total deposits from customers</i>
Simpanan dari bank lain				<i>Deposits from other banks</i>
Giro dan tabungan	1,987,651	1,863,474	2,300,760	<i>Demand and saving deposits</i>
<i>Inter-bank call money dan</i>				<i>Inter-bank call money and</i>
Deposito berjangka	4,896,684	2,693,999	3,353,650	<i>Time deposits</i>
	6,884,335	4,557,473	5,654,410	
Efek-efek yang dijual dengan janji dibeli kembali	9,378,703	169,634	1,996,167	<i>Securities sold under repurchase agreement</i>
Liabilitas derivatif	110,823	362,917	888,704	<i>Derivative payables</i>
Liabilitas akseptasi	4,184,965	4,077,182	4,190,087	<i>Acceptance payables</i>
Efek-efek yang diterbitkan	5,403,613	3,237,704	3,877,067	<i>Marketable securities issued</i>
Pinjaman yang diterima	4,542,870	1,564,890	2,626,699	<i>Borrowings</i>
Utang pajak				<i>Tax payables</i>
- Pajak penghasilan badan	215,466	100,681	-	<i>Corporate income tax -</i>
- Pajak lain-lain	170,105	189,894	147,196	<i>Other taxes -</i>
	385,571	290,575	147,196	
Beban yang masih harus dibayar dan liabilitas lain-lain				<i>Accruals and other liabilities</i>
- Beban yang masih harus dibayar	1,828,979	1,613,094	1,351,890	<i>Accruals -</i>
- Liabilitas lain-lain	657,060	653,091	608,084	<i>Other liabilities -</i>
	2,486,039	2,266,185	1,959,974	
Liabilitas imbalan kerja	1,285,714	985,993	1,123,595	<i>Employee benefit obligations</i>
Pinjaman subordinasi	1,596,772	2,979,566	2,969,774	<i>Subordinated loans</i>
JUMLAH LIABILITAS	227,660,800	203,107,553	204,877,696	TOTAL LIABILITIES

INFORMASI KEUANGAN TAMBAHAN/SUPPLEMENTARY FINANCIAL INFORMATION

**PT BANK CIMB NIAGA Tbk
ENTITAS INDUK/PARENT COMPANY**

**LAPORAN POSISI KEUANGAN
31 DESEMBER 2017, 2016, DAN 2015**

(Dinyatakan dalam jutaan Rupiah, kecuali dinyatakan lain)

**STATEMENTS OF FINANCIAL POSITION
31 DECEMBER 2017, 2016, AND 2015**

(Expressed in millions of Rupiah, unless otherwise stated)

EKUITAS	2017	2016	2015	EQUITY
Modal saham biasa				Share capital
Modal dasar 71.853.936				Authorized capital 71,853,936
saham biasa kelas A, dengan				class A ordinary shares with
nilai nominal Rp 5.000 (nilai penuh)				par value of Rp 5,000 (full
per saham dan 50.814.606.400				amount) per share, and
saham biasa kelas B,				50,814,606,400 class B
dengan nilai nominal Rp 50				ordinary shares with par value
(nilai penuh) per saham.				of Rp 50 (full amount) per share.
Modal ditempatkan dan disetor				Issued and fully paid
penuh 71.853.936 saham biasa kelas A dan				71,853,936 class A ordinary shares and
25.059.752.907 saham biasa kelas B pada				25,059,752,907 class B ordinary shares as at
tanggal 31 Desember 2017, 2016, dan 2015	1,612,257	1,612,257	1,612,257	31 December 2017, 2016, and 2015
Tambahan modal disetor	7,033,450	7,033,450	7,033,450	Additional paid in capital
Saham Treasuri	(242,902)	-	-	Treasury Shares
Cadangan kompensasi berbasis saham	57,011	57,011	57,011	Share-based compensation reserve
Selisih penilaian kembali aset tetap	3,077,883	3,077,883	-	Reserve on revaluation of fixed assets
Keuntungan/(kerugian) yang belum direalisasi atas				Unrealised gains/(losses) on available-for-sale
dan obligasi pemerintah dalam kelompok				marketable securities and government bonds
tersedia untuk dijual	25,822	(166,991)	(600,600)	General and statutory reserve
Cadangan umum dan wajib	351,538	351,538	351,538	Retained earnings
Saldo laba	24,584,922	21,879,789	19,904,595	Total equity
Jumlah ekuitas	<u>36,499,981</u>	<u>33,844,937</u>	<u>28,358,251</u>	
JUMLAH LIABILITAS				
DAN EKUITAS	<u>264,160,781</u>	<u>236,952,490</u>	<u>233,235,947</u>	TOTAL LIABILITIES AND EQUITY

INFORMASI KEUANGAN TAMBAHAN/SUPPLEMENTARY FINANCIAL INFORMATION

**PT BANK CIMB NIAGA Tbk
ENTITAS INDUK/PARENT COMPANY**

**LAPORAN LABA RUGI DAN PENGHASILAN KOMPREHENSIF
LAIN KONSOLIDASIAN
UNTUK TAHUN-TAHUN YANG BERAKHIR
31 DESEMBER 2017, 2016, DAN 2015**
(Dinyatakan dalam jutaan Rupiah, kecuali dinyatakan lain)

**CONSOLIDATED STATEMENTS OF PROFIT OR LOSS AND
OTHER COMPREHENSIVE INCOME
FOR THE YEARS ENDED
31 DECEMBER 2017, 2016, AND 2015**
(Expressed in millions of Rupiah, unless otherwise stated)

	<u>2017</u>	<u>2016</u>	<u>2015</u>	
PENDAPATAN DAN BEBAN OPERASIONAL				INCOME AND EXPENSES FROM OPERATIONS
Pendapatan bunga dan syariah	19,535,509	20,146,116	21,338,999	<i>Interest and sharia income</i>
Beban bunga dan syariah	(7,698,085)	(8,713,454)	(10,355,610)	<i>Interest and sharia expense</i>
Pendapatan bunga dan syariah bersih	11,837,424	11,432,662	10,983,389	Net interest and sharia income
Pendapatan operasional lainnya				<i>Other operating income</i>
Provisi dan komisi lainnya	2,106,331	1,978,735	1,522,479	<i>Other fees and commissions</i>
Kerugian transaksi mata uang asing	(51,022)	(7,499)	(395,280)	<i>Foreign exchange losses</i>
Lain-lain	329,868	172,283	194,608	<i>Others</i>
Jumlah pendapatan operasional lainnya	2,385,177	2,143,519	1,321,807	Total other operating income
Kerugian penurunan nilai atas aset keuangan dan nonkeuangan - bersih	(3,866,420)	(4,568,148)	(5,181,446)	<i>Impairment losses on financial and non-financial assets - net</i>
Keuntungan dari instrumen keuangan yang diperdagangkan - bersih	330,460	396,888	500,407	<i>Gains from trading financial instruments - net</i>
Keuntungan dari penjualan efek-efek	443,561	284,065	145,162	<i>Gains from sale of marketable securities</i>
Beban operasional lainnya				<i>Other operating expenses</i>
Beban tenaga kerja	(3,726,911)	(3,389,233)	(3,870,939)	<i>Personnel expenses</i>
Umum dan administrasi	(3,310,087)	(3,588,326)	(3,327,188)	<i>General and administrative</i>
Lain-lain	(116,683)	(23,660)	(6,256)	<i>Others</i>
Jumlah beban operasional lainnya	(7,153,681)	(7,001,219)	(7,204,383)	Total other operating expenses
LABA OPERASIONAL BERSIH	3,976,521	2,687,767	564,936	NET OPERATING INCOME
PENDAPATAN BUKAN OPERASIONAL				INCOME FROM NON OPERATIONS
Pendapatan/(beban) bukan operasional - bersih	28,643	54,905	(61,562)	<i>Non operating income/(expenses) - net</i>
LABA SEBELUM PAJAK PENGHASILAN	4,005,164	2,742,672	503,374	INCOME BEFORE INCOME TAX
BEBAN PAJAK PENGHASILAN	(1,117,198)	(703,456)	(172,470)	INCOME TAX EXPENSE
LABA BERSIH	2,887,966	2,039,216	330,904	NET INCOME

INFORMASI KEUANGAN TAMBAHAN/SUPPLEMENTARY FINANCIAL INFORMATION

**PT BANK CIMB NIAGA Tbk
ENTITAS INDUK/PARENT COMPANY**

**LAPORAN LABA RUGI DAN PENGHASILAN KOMPREHENSIF
LAIN KONSOLIDASIAN
UNTUK TAHUN-TAHUN YANG BERAKHIR
31 DESEMBER 2017, 2016, DAN 2015**
(Dinyatakan dalam jutaan Rupiah, kecuali dinyatakan lain)

**CONSOLIDATED STATEMENTS OF PROFIT OR LOSS AND
OTHER COMPREHENSIVE INCOME
FOR THE YEARS ENDED
31 DECEMBER 2017, 2016, AND 2015**
(Expressed in millions of Rupiah, unless otherwise stated)

	2017	2016	2015	
Laba bersih	2,887,966	2,039,216	330,904	Net income
Penghasilan komprehensif lain:				Other comprehensive income:
Pos-pos yang tidak akan direklasifikasi ke laba rugi -				<i>Items that will not be reclassified to profit or loss</i>
Pengkukuran kembali atas program imbalan pasti - (Kerugian)/keuntungan aktuarial	(243,777)	(85,362)	144	<i>Remeasurement of post employment benefits obligation</i>
Selisih penilaian kembali aset tetap	-	3,173,528	-	<i>Actuarial (loss)/gains</i>
	(243,777)	3,088,166	144	<i>Reserve on revaluation of fixed assets</i>
Pajak penghasilan terkait pos-pos yang tidak akan direklasifikasi ke laba rugi	60,944	(74,305)	(36)	<i>Income tax relating to item that will not be reclassified to profit or loss</i>
	(182,833)	3,013,861	108	
Pos-pos yang akan direklasifikasi ke laba rugi - Keuntungan/(kerugian) yang belum direalisasi atas perubahan nilai wajar dari efek-efek dan obligasi pemerintah dalam kelompok tersedia untuk dijual Dikurangi : Penyesuaian reklasifikasi atas keuntungan/(kerugian) yang termasuk dalam laba rugi	275,461	173,378	(225,386)	<i>Item that will be reclassified subsequently to profit or loss</i>
	(18,377)	404,768	(36,348)	<i>Unrealised gains/(losses) from changes in fair value of available-for-sale marketable securities and government bonds</i>
	257,084	578,146	(261,734)	<i>Less : Reclassification adjustment on gains/(losses) which already included in profit or loss</i>
Pajak penghasilan terkait dengan penghasilan komprehensif lain	(64,271)	(144,537)	65,434	<i>Income tax relating to items of other comprehensive income</i>
	192,813	433,609	(196,300)	
PENGHASILAN KOMPREHENSIF LAIN SETELAH PAJAK	9,980	3,447,470	(196,192)	OTHER COMPREHENSIVE INCOME - NET OF TAX
JUMLAH PENGHASILAN KOMPREHENSIF	2,897,946	5,486,686	134,712	TOTAL COMPREHENSIVE INCOME
LABA PER SAHAM (dalam nilai penuh Rupiah per saham)				EARNINGS PER SHARE (expressed in Rupiah full amount per share)
Dasar	114.93	81.14	13.17	Basic

INFORMASI KEUANGAN TAMBAHAN/SUPPLEMENTARY FINANCIAL INFORMATION

**PT BANK CIMB NIAGA Tbk
ENTITAS PERUSAHAAN/PARENT COMPANY**

**LAPORAN PERUBAHAN EKUITAS
UNTUK TAHUN-TAHUN YANG BERAKHIR
31 DESEMBER 2017, 2016, DAN 2015**
(Dinyatakan dalam jutaan Rupiah, kecuali dinyatakan lain)

**STATEMENTS OF CHANGES IN EQUITY
FOR THE YEARS ENDED
31 DECEMBER 2017, 2016, AND 2015**
(Expressed in millions of Rupiah, unless otherwise stated)

	Modal saham/ Share capital	Tambahan modal disetor/ Additional paid in capital	Cadangan kompensasi berbasis saham/ Share based compensation reserve	Kerugian yang belum direalisasi atas efek-efek dan obligasi pemerintah dalam kelompok tersedia untuk dijual setelah pajak/ Unrealised losses on available-for- sale marketable securities and government bonds net of tax	Cadangan umum dan wajib/ General and statutory reserve	Saldo laba/ Retained earnings	Jumlah/ Total	
Saldo 1 Januari 2015	1,612,257	7,033,450	57,011	(404,300)	351,538	19,573,583	28,223,539	<i>Balance as at 1 January 2015</i>
Jumlah laba komprehensif tahun berjalan:								<i>Total comprehensive income for the current year:</i>
- Laba bersih	-	-	-	-	-	330,904	330,904	<i>Net income -</i>
- Penghasilan komprehensif lain *)	-	-	-	(196,300)	-	108	(196,192)	<i>Other comprehensive income *) -</i>
	-	-	-	(196,300)	-	331,012	134,712	
Saldo 31 Desember 2015	1,612,257	7,033,450	57,011	(600,600)	351,538	19,904,595	28,358,251	<i>Balance as at 31 December 2015</i>

*) Jumlah yang termasuk di dalam saldo laba untuk tahun yang berakhir 31 Desember 2017, 2016, dan 2015 merupakan pengukuran kembali atas program imbalan pasti setelah pajak

Amounts included in retained earnings for the year ended 31 December 2017, 2016, and 2015 are the *)
remeasurement of post employment benefits obligation net of tax

INFORMASI KEUANGAN TAMBAHAN/SUPPLEMENTARY FINANCIAL INFORMATION

PT BANK CIMB NIAGA Tbk
ENTITAS PERUSAHAAN/PARENT COMPANY

LAPORAN PERUBAHAN EKUITAS
UNTUK TAHUN-TAHUN YANG BERAKHIR
31 DESEMBER 2017, 2016, DAN 2015
(Dinyatakan dalam jutaan Rupiah, kecuali dinyatakan lain)

STATEMENTS OF CHANGES IN EQUITY
FOR THE YEARS ENDED
31 DECEMBER 2017, 2016, AND 2015
(Expressed in millions of Rupiah, unless otherwise stated)

	Modal saham/ <i>Share capital</i>	Tambahan modal disetor/ <i>Additional paid in capital</i>	Cadangan kompensasi berbasis saham/ <i>Share based compensation reserve</i>	Selisih penilaian kembali aset tetap/ <i>Reserve on revaluation of fixed assets</i>	Kerugian yang belum direalisasi atas efek-efek dan obligasi pemerintah dalam kelompok tersedia untuk dijual setelah pajak/ <i>Unrealised losses on available-for-sale marketable securities and government bonds net of tax</i>	Cadangan umum dan wajib/ <i>General and statutory reserve</i>	Saldo laba/ <i>Retained earnings</i>	Jumlah/ Total	
Saldo 1 Januari 2016	1,612,257	7,033,450	57,011	-	(600,600)	351,538	19,904,595	28,358,251	<i>Balance as at 1 January 2016</i>
Jumlah laba komprehensif periode tahun berjalan:									<i>Total comprehensive income for the current year:</i>
- Laba bersih	-	-	-	-	-	-	2,039,216	2,039,216	<i>Net income -</i>
- Penghasilan komprehensif lain *)	-	-	-	3,077,883	433,609	-	(64,022)	3,447,470	<i>Other comprehensive income *) -</i>
	-	-	-	3,077,883	433,609	-	1,975,194	5,486,686	
Saldo 31 Desember 2016	1,612,257	7,033,450	57,011	3,077,883	(166,991)	351,538	21,879,789	33,844,937	<i>Balance as at 31 December 2016</i>

*) Jumlah yang termasuk di dalam saldo laba untuk tahun yang berakhir 31 Desember 2017, 2016, dan 2015 merupakan pengukuran kembali atas program imbalan pasti setelah pajak

Amounts included in retained earnings for the year ended 31 December 2017, 2016, and 2015 are the *)
remeasurement of post employment benefits obligation net of tax

INFORMASI KEUANGAN TAMBAHAN/SUPPLEMENTARY FINANCIAL INFORMATION

PT BANK CIMB NIAGA Tbk
ENTITAS PERUSAHAAN/PARENT COMPANY

LAPORAN PERUBAHAN EKUITAS
UNTUK TAHUN-TAHUN YANG BERAKHIR
31 DESEMBER 2017, 2016, DAN 2015

(Dinyatakan dalam jutaan Rupiah, kecuali dinyatakan lain)

STATEMENTS OF CHANGES IN EQUITY
FOR THE YEARS ENDED

31 DECEMBER 2017, 2016, AND 2015

(Expressed in millions of Rupiah, unless otherwise stated)

	Modal saham/ Share capital	Tambahan modal disetor/ Additional paid in capital	Cadangan kompensasi berbasis saham/ Share based compensation reserve	Selisih penilaian kembali aset tetap/ Reserve on revaluation of fixed assets	Kerugian yang belum direalisasi atas efek-efek dan obligasi pemerintah dalam kelompok tersedia untuk dijual setelah pajak/ Unrealised losses on available-for-sale marketable securities and government bonds net of tax	Saham Treasuri/ Treasury Shares	Cadangan umum dan wajib/ General and statutory reserve	Saldo laba/ Retained earnings	Jumlah/ Total	
Saldo 1 Januari 2017	1,612,257	7,033,450	57,011	3,077,883	(166,991)	-	351,538	21,879,789	33,844,937	Balance as at 1 January 2017
Jumlah laba komprehensif periode berjalan:										Total comprehensive income for the current period:
- Laba bersih	-	-	-	-	-	-	-	2,887,966	2,887,966	Net income -
- Penghasilan komprehensif lain *)	-	-	-	-	192,813	-	-	(182,833)	9,980	Other comprehensive income *) -
	-	-	-	-	192,813	-	-	2,705,133	2,897,946	
- Saham treasuri	-	-	-	-	-	(242,902)	-	-	(242,902)	Treasury shares -
Saldo 31 Desember 2017	1,612,257	7,033,450	57,011	3,077,883	25,822	(242,902)	351,538	24,584,922	36,499,981	Balance as at 31 December 2017

*) Jumlah yang termasuk di dalam saldo laba untuk tahun yang berakhir 31 Desember 2017, 2016, dan 2015 merupakan pengukuran kembali atas program imbalan pasti setelah pajak

Amounts included in retained earnings for the year ended 31 December 2017, 2016, and 2015 are the *)
remeasurement of post employment benefits obligation net of tax

INFORMASI KEUANGAN TAMBAHAN/SUPPLEMENTARY FINANCIAL INFORMATION

**PT BANK CIMB NIAGA Tbk
ENTITAS PERUSAHAAN/PARENT COMPANY**

**LAPORAN ARUS KAS
UNTUK TAHUN-TAHUN YANG BERAKHIR
31 DESEMBER 2017, 2016, DAN 2015**
(Dinyatakan dalam jutaan Rupiah, kecuali dinyatakan lain)

**STATEMENTS OF CASH FLOWS
FOR THE YEARS ENDED
31 DECEMBER 2017, 2016, AND 2015**
(Expressed in millions of Rupiah, unless otherwise stated)

	2017	2016	2015	
Arus kas dari aktivitas operasi				Cash flow from operating activities
Pendapatan bunga, provisi, dan komisi yang diterima	21,579,342	21,982,669	22,878,051	<i>Receipts of interest, fees, and commissions income</i>
Bunga, provisi, dan komisi yang dibayar	(7,055,135)	(8,072,445)	(9,410,667)	<i>Payments of interest, fees, and commissions</i>
Penghasilan operasional lainnya	329,868	172,283	194,608	<i>Other operating income</i>
Keuntungan/(kerugian) transaksi mata uang asing dan derivatif - bersih	66,269	178,063	(299,640)	<i>Foreign exchange and derivatives gains/(losses) - net</i>
Beban operasional lainnya	(5,973,861)	(5,872,060)	(7,349,998)	<i>Other operating expenses</i>
Pendapatan/(beban) bukan operasional - bersih	29,017	(38,296)	(68,427)	<i>Non operating income/(expense) - net</i>
Arus kas sebelum perubahan dalam aset dan liabilitas operasi	8,975,500	8,350,214	5,943,927	<i>Cash flow before changes in operating assets and liabilities</i>
Perubahan dalam aset dan liabilitas :				<i>Changes in assets and liabilities :</i>
Penurunan/(kenaikan) aset:				<i>Decrease/(increase) in assets :</i>
Efek-efek dan Obligasi Pemerintah untuk tujuan diperdagangkan	(172,211)	2,217,159	(3,564,608)	<i>Trading marketable securities and Government Bonds</i>
Efek-efek yang dibeli dengan janji dijual kembali	542,956	(368,404)	(174,552)	<i>Securities purchased under resale agreements</i>
Kredit yang diberikan	(11,929,774)	(6,457,374)	(5,874,163)	<i>Loans</i>
Tagihan akseptasi	303,546	(236,662)	867,757	<i>Acceptance receivables</i>
Kenaikan/(penurunan) liabilitas :				<i>Increase/(decrease) in liabilities :</i>
Simpanan nasabah	8,794,599	2,002,739	3,623,194	<i>Deposits from customers</i>
Simpanan dari bank lain	2,326,862	(1,096,937)	3,587,854	<i>Deposits from other banks</i>
Efek-efek yang dijual dengan janji dibeli kembali	9,209,069	(1,826,533)	1,996,167	<i>Securities sold under repurchase agreement</i>
Liabilitas akseptasi	107,783	(112,905)	(923,140)	<i>Acceptance payables</i>
Hutang pajak	(19,789)	42,698	(172,491)	<i>Taxes payable</i>
Pajak penghasilan yang dibayar selama tahun berjalan	(883,991)	(546,887)	(297,060)	<i>Income tax paid during the year</i>
Kas bersih yang diperoleh dari aktivitas operasi	17,254,550	1,967,108	5,012,885	<i>Net cash provided by operating activities</i>

INFORMASI KEUANGAN TAMBAHAN/SUPPLEMENTARY FINANCIAL INFORMATION

**PT BANK CIMB NIAGA Tbk
ENTITAS PERUSAHAAN/PARENT COMPANY**

**LAPORAN ARUS KAS
UNTUK TAHUN-TAHUN YANG BERAKHIR
31 DESEMBER 2017, 2016, DAN 2015**

(Dinyatakan dalam jutaan Rupiah, kecuali dinyatakan lain)

**STATEMENTS OF CASH FLOWS
FOR THE YEARS ENDED
31 DECEMBER 2017, 2016, AND 2015**

(Expressed in millions of Rupiah, unless otherwise stated)

	<u>2017</u>	<u>2016</u>	<u>2015</u>	
Arus kas dari aktivitas investasi				Cash flow from investing activities
Hasil penjualan aset tetap	631	2,434	3,501	<i>Proceeds from sale of fixed assets</i>
Pelepasan atas penyertaan jangka panjang	-	9,474	-	<i>Disposal in long term investments</i>
Kenaikan efek-efek dan obligasi pemerintah - tersedia untuk dijual dan yang dimiliki hingga jatuh tempo	(8,469,152)	(3,317,473)	(970,099)	<i>Increase in available-for-sale and held-to-maturity marketable securities and government bonds</i>
Pembelian aset tetap	(204,214)	(419,532)	(1,296,016)	<i>Acquisition of fixed assets</i>
Pembelian aset tidak berwujud	(272,646)	(338,741)	-	<i>Acquisition of intangible assets</i>
Kas bersih yang digunakan untuk aktivitas investasi	(8,945,381)	(4,063,838)	(2,262,614)	Net cash used in investing activities
Arus kas dari aktivitas pendanaan				Cash flow from financing activities
Saham treasuri	(242,902)	-	-	<i>Treasury shares</i>
Efek-efek yang diterbitkan	4,000,000	1,000,000	-	<i>Marketable securities issued</i>
Pembayaran pokok dan bunga dari obligasi dan efek-efek yang diterbitkan	(2,421,563)	(2,305,616)	(1,595,357)	<i>Payment of principal and interest from bonds and marketable securities issued</i>
Penambahan atas pinjaman yang diterima	3,385,601	413,946	65,524	<i>Addition of borrowings</i>
Pembayaran atas bunga dan pinjaman yang diterima	(519,128)	(1,532,647)	(1,629,803)	<i>Payment of interest and borrowings</i>
Pembayaran atas pinjaman subordinasi	(1,380,000)	-	-	<i>Payment of subordinated loans</i>
Kas bersih yang diperoleh dari/(digunakan untuk) aktivitas pendanaan	2,822,008	(2,424,317)	(3,159,636)	Net cash provided by/(used in) financing activities
Pengaruh perubahan kurs mata uang pada kas dan setara kas	154,962	(200,952)	1,001,560	<i>Effects on exchange rate differences in cash and cash equivalent</i>
Kenaikan/(penurunan) bersih kas dan setara kas	11,286,139	(4,721,999)	592,195	Net increase/(decrease) in cash and cash equivalent
Kas dan setara kas pada awal tahun	23,328,546	28,050,545	27,458,350	Cash and cash equivalent at beginning of the year
Kas dan setara kas pada akhir tahun	34,614,685	23,328,546	28,050,545	Cash and cash equivalent at end of the year
Kas dan setara kas terdiri dari:				Cash and cash equivalent consist of:
Kas	3,889,241	3,261,444	4,230,258	<i>Cash</i>
Giro pada Bank Indonesia	11,522,696	13,345,736	14,605,403	<i>Current accounts with Bank Indonesia</i>
Giro pada bank lain	3,529,272	1,536,869	2,277,504	<i>Current accounts with other banks</i>
Penempatan pada bank lain - jangka waktu jatuh tempo tiga bulan atau kurang sejak tanggal perolehan	13,323,713	4,436,233	5,898,585	<i>Placements with other banks - mature within three months or less since acquisition date</i>
Sertifikat Bank Indonesia dan Sertifikat Bank Dalam Negeri - jangka waktu jatuh tempo tiga bulan atau kurang sejak tanggal perolehan	2,349,763	748,264	1,038,795	<i>Bank Indonesia certificates and Local Bank Certificates - mature within three months or less since acquisition date</i>
Jumlah kas dan setara kas	34,614,685	23,328,546	28,050,545	Total cash and cash equivalents
Informasi tambahan arus kas:				Supplemental cash flows information:
Aktivitas yang tidak mempengaruhi arus kas	-	-	-	<i>Activities not affecting cash flows</i>

Annual Report

2017

**Step Forward,
Dream Bigger**

PT Bank CIMB Niaga Tbk
Corporate Secretary
Graha CIMB Niaga
Jl. Jend. Sudirman Kav. 58
Jakarta 12190, Indonesia
Tel. : (62-21) 250 5252, 250 5353
Fax. : (62-21) 250 5205
Email : corporate.secretary@cimbniaga.co.id
Facebook : CIMB Indonesia
Twitter : @CIMBNiaga
www.cimbniaga.com